

An Input-Output Approach to Structured Stochastic Uncertainty

Bassam Bamieh, *Fellow, IEEE*, and Maurice Filo, *Member, IEEE*

Abstract—We consider linear time invariant systems with exogenous stochastic disturbances, and in feedback with structured stochastic uncertainties. This setting encompasses linear systems with both additive and multiplicative noise. Our concern is to characterize second-order properties such as mean-square stability and performance. A purely input-output treatment of these systems is given without recourse to state space models, and thus the results are applicable to certain classes of distributed systems. We derive necessary and sufficient conditions for mean-square stability in terms of the spectral radius of a linear matrix operator whose dimension is that of the number of uncertainties, rather than the dimension of any underlying state space models. Our condition is applicable to the case of correlated uncertainties, and reproduces earlier results for uncorrelated uncertainties. For cases where state space realizations are given, Linear Matrix Inequality (LMI) equivalents of the input-output conditions are given.

I. INTRODUCTION

Linear Time Invariant (LTI) systems driven by second order stochastic processes is a widely-used and powerful methodology for modeling and control of many physical systems in the presence of stochastic uncertainty. In the most well-known models, stochastic uncertainty enters the model equations additively. Linear systems with both additive and multiplicative stochastic signals are on the other hand relatively less studied. This problem setting is important in the study of system robustness. While additive disturbances can represent uncertain forcing or measurement noise in a system, multiplicative disturbances are necessary to model uncertainty in system parameters and coefficients. When the multiplicative uncertainty is of the non-stochastic set-valued type, then the problem setting is the standard deterministic one of robust control [1]. The present paper is concerned with the stochastic multiplicative uncertainty setting, but the approach will appear to be closer to that of robust control compared to common stochastic treatments.

Before commenting on the background for the present work, a brief statement of the problem is given to allow for a more precise discussion. Figure 1 illustrates the setting considered in this paper. A Linear Time Invariant (LTI) system \mathcal{M} is in feedback with time-varying gains $\gamma_1, \dots, \gamma_n$. These gains are random processes that are temporally independent, but possibly mutually correlated. Another set of stochastic disturbances are represented by the vector-valued signal w which enters additively, while the signal z is an output whose variance quantifies a performance measure. The feedback term is then a diagonal matrix with the individual gains $\{\gamma_i\}$

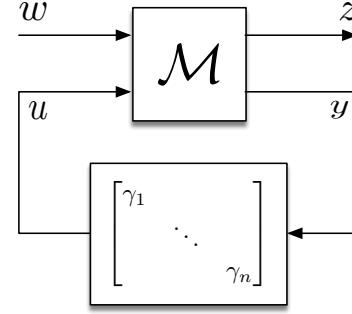


Fig. 1. The general setting of linear systems with both additive and multiplicative stochastic disturbances. \mathcal{M} is a Linear Time Invariant (LTI) system, w is a stationary stochastic process that enters additively, while the multiplicative disturbances are modeled as a feedback through time-varying stochastic gains $\gamma_1, \dots, \gamma_n$, represented here as a diagonal matrix acting on vector-valued internal signals u and y . The signal z represents an output whose variance quantifies a performance measure.

appearing on the diagonal. Such gains are commonly referred to as structured uncertainties.

We should note the other common and related models in the literature which are usually formulated in a state space setting. One such model is a linear system with a random “A matrix” such as

$$x(t+1) = A(t)x(t) + Bw(t), \quad (1)$$

where A is a matrix-valued random process (with $A(t)$ independent of $\{x(\tau), \tau \leq t\}$). Sometimes (1) can be rewritten in an alternative form using scalar-valued random processes $\gamma_1, \dots, \gamma_n$ (n is not necessarily the dimension of x) as follows

$$x(t+1) = (A_o + A_1\gamma_1(t) + \dots + A_n\gamma_n(t))x(t) + Bw(t). \quad (2)$$

Now this form can always be converted [1] to that of Figure 1. The simplest case is when the matrices A_1, \dots, A_n are all of rank 1, then each $\gamma_i(t)$ in Figure 1 is a scalar block, while otherwise, one would have so-called repeated blocks. We refer the reader to [1], [2] for this standard construction.

The literature on systems with multiplicative noise goes back several decades. Early work considered models like (1), (2), but primarily in continuous time and using an Ito formulation. The primary tool [3] was to derive differential equations that govern the evolution of second order moments when the multiplicative noise is white, and conditions for the asymptotic convergence of those deterministic equations are given in terms of solvability of certain Riccati-like equations. The case of colored multiplicative noise is less tractable since equations for the second order moments are not easy to obtain, although certain special classes have been studied [4], [5]. For

B. Bamieh and M. Filo are with the department of Mechanical Engineering, the University of California at Santa Barbara (UCSB).

This work is supported by NSF Awards ECCS-1408442.

the white noise case however, more detailed analysis appeared in later work [6], [7] which recast Mean Square Stability (MSS) conditions in terms of Linear Matrix Inequalities (LMIs).

Another trend [8]–[11] appeared in the 90’s when systems with several sources of multiplicative noise were viewed in a similar manner to that of structured uncertainty common in robust control (as in the setting of Figure 1). The interesting observation was made that MSS conditions can be given in terms of the spectral radius of a non-negative matrix of H^2 norms (the matrix of H^2 norms of the individual SISO subsystems of the MIMO LTI system \mathcal{M}). This criterion is analogous to necessary and sufficient conditions for robust stability to deterministic structured time-varying uncertainty in both the L^2 and L^∞ -induced norms [12]–[19] settings.

There are two observations about the existing results [8]–[11] that motivate the current work. The first is that although the final MSS conditions are stated in terms of input-output properties (H^2 norms), the arguments and proofs rely on state space realizations, LMIs related to those realizations, and scalings of those LMIs. Second, the existing results are for multiplicative uncertainties that are mutually uncorrelated, and it is unclear how these arguments can be generalized to the correlated uncertainties case. It should be noted that the latter case is important for several applications.

The aim of this paper is to provide a relatively elementary, and purely input-output treatment and derivation of the necessary and sufficient conditions for MSS and performance. In the process, conditions for the mutually correlated uncertainties case become transparent, as well as how special the uncorrelated case is. A new object is uncovered which can be termed the “loop gain operator”, which acts on covariances of signals in the feedback loop. We briefly describe this operator as a preview of the main result of this paper (the following statement is concerned only with MSS rather than performance, so the signal w in Figure 1 is set to zero). Let Γ be the mutual correlation matrix of the γ ’s, i.e. the matrix with ij ’th entry $\Gamma_{ij} := \mathbb{E}[\gamma_i(t)\gamma_j^*(t)]$. Let $\{M_{22}(t)\}$ be the impulse response matrix sequence of the \mathcal{M}_{22} subsystem in Figure 1, and define the *matrix-valued* linear operator

$$\mathbb{L}(X) := \Gamma \circ \left(\sum_{t=0}^{\infty} M_{22}(t) X M_{22}^*(t) \right),$$

where \circ is the Hadamard (element-by-element) product of matrices. Note that it operates on matrices X whose dimensions are the number of uncertainties, and not of any underlying state space realization. The operator \mathbb{L} is called the *loop gain operator* because it captures what happens to the covariance matrix of a signal as one goes “once around the feedback loop” in Figure 1 in the statistical steady state. The eigenvalues and “eigen-matrices” of this operator characterize MSS as well as the fastest growing second order statistics of the signals in the loop when mean square stability is lost. An examination of this operator shows that in the more general setting $\Gamma \neq I$, MSS conditions require not only calculations of H^2 norms, but also inner products of the various subsystems’ impulse responses (of which the H^2 norms of subsystems are

a special case). The operator \mathbb{L} has several nice properties including monotonicity (preserving the semi-definite ordering on matrices), and consequently a Perron-Frobenius theory for its spectral radius and the associated eigen-matrix. These properties are described and exploited in the sequel.

This paper is organized as follows. Section II establishes preliminary results that are needed for the subsequent structured uncertainty analysis. One sided random processes and their associated covariance sequences are defined. In addition, we provide a natural input-output definition of Mean-Square Stability (MSS) in feedback systems. The main tool we use is to convert the stochastic feedback system of Figure 1 to a deterministic feedback system that operates on matrix-valued signals, namely the covariance sequences of all the signals in the feedback loop (Figure 4 provides a cartoon of this). LTI systems that operate on covariance-matrix-valued signals have some nice monotone properties that significantly simplify the proofs. We pay special attention to establishing these monotone properties. Our main results on MSS are established in Section III where we begin with the simple case of SISO unstructured stochastic uncertainty. This case illustrates how small-gain arguments similar to those used for deterministic perturbations [20] can be used to establish necessary and sufficient MSS conditions. We then consider the structured uncertainty case, introduce the loop gain operator and show that it captures the exact necessary and sufficient structured small gain condition for MSS. Section IV examines this loop gain operator in the general case as well as several special cases. We reproduce earlier results when the uncertainties are uncorellated, and derive conditions for repeated uncertainties. Finally, Section V treats the performance problem and Section VI translates our conditions to state space formulae whenever such realizations are available. These can be useful for explicit computations, and in particular we provide a power iteration algorithm for calculating the largest eigenvalue and corresponding eigen-matrix of the loop gain operator. We close with some remarks and comments about further research questions in Section VII.

II. PRELIMINARIES AND BASIC RESULTS

All the signals considered are defined on the half-infinite, discrete-time interval $\mathbb{Z}^+ := \{0, 1, \dots\}$. The dynamical systems considered are maps between various signal spaces over the time interval \mathbb{Z}^+ . This is done in contrast with the standard stationary stochastic processes setting over \mathbb{Z} since stability arguments involve the growth of signals starting from some initial time.

A stochastic process u is a one-sided sequence of random variables $\{u_t; t \in \mathbb{Z}^+\}$. The notation $u_t := u(t)$ is used whenever no confusion can occur due to the presence of other indices. Without loss of generality we assume all processes to be zero mean. For any process, its *instantaneous variance sequence* $\mathbf{u}_t := \mathbb{E}[u_t^* u_t]$ is denoted by small bold font, and its *instantaneous covariance matrix sequence* $\mathbf{U}_t = \mathbb{E}[u_t u_t^*]$ is denoted by capital bold font. The entries of \mathbf{U}_t are mutual correlations of the components of the vector u_t , and are sometimes referred to as *spatial correlations*. Note that $\mathbf{u}_t = \text{tr}(\mathbf{U}_t)$.

A process u is termed *second order* if it has finite covariances \mathbf{U}_t for each $t \in \mathbb{Z}^+$. A process is termed *white* if it is uncorrelated at any two distinct times, i.e. $\mathbb{E}[u_t u_\tau^*] = 0$ if $t \neq \tau$. Note that in the present context, a white process u may still have spatial correlations, i.e. its instantaneous correlation matrix \mathbf{U}_t need not be the identity. A process u is termed *temporally independent* if u_t and u_τ are independent when $t \neq \tau$. Although the processes considered in this paper are technically not stationary (stationary processes are defined over the doubly infinite time axis), it can be shown that they are asymptotically stationary in the sense that their statistics become approximately stationary in the limit of large time, or quasi-stationary in the terminology of [21]. This fact is not used in the present treatment and the preceding comment is only included for clarification.

Notation Summary

1) *Variance and Covariance Sequences:* A stochastic process is a zero-mean, one sided sequence of vector-valued random variables $\{u_t; t \in \mathbb{Z}^+\}$.

- The *variance sequence* of u is

$$\mathbf{u}_t := \mathbb{E}[u_t^* u_t].$$

- The *covariance sequence* of u is

$$\mathbf{U}_t := \mathbb{E}[u_t u_t^*].$$

- When it exists, the asymptotic *limit* of a covariance sequence is denoted by an overbar

$$\bar{\mathbf{U}} := \lim_{t \rightarrow \infty} \mathbf{U}_t, \quad (3)$$

with similar notation for variances $\bar{\mathbf{u}} := \lim_{t \rightarrow \infty} \mathbf{u}_t$.

We use calligraphic letters \mathcal{M} to denote LTI systems as operators, and capital letters $\{M_t\}$ to denote elements of their matrix-valued impulse response sequences, i.e. $y = \mathcal{M}u$ is operator notation for $y_t = \sum_{l=0}^t M_{t-l} u_l$.

- If \mathcal{M} has finite H^2 norm, then the limit of the output covariance $\bar{\mathbf{Y}}$ when the input is white and has a covariance sequence with a limit $\bar{\mathbf{U}}$ is denoted by

$$\begin{aligned} \bar{\mathbf{Y}} &= \mathcal{M}\{\bar{\mathbf{U}}\} \\ \lim_{t \rightarrow \infty} \mathbf{Y}_t &= \sum_{\tau=0}^{\infty} M_\tau \bar{\mathbf{U}} M_\tau^* = \lim_{t \rightarrow \infty} \sum_{\tau=0}^t M_\tau \mathbf{U}_{t-\tau} M_\tau^*. \end{aligned}$$

Note that $\mathcal{M}\{\cdot\}$ is a matrix-valued linear operator.

- The response to spatially uncorrelated white noise is denoted by

$$\mathcal{M}\{I\} = \sum_{\tau=0}^{\infty} M_\tau M_\tau^* =: \bar{\mathbf{M}}$$

2) *The Hadamard Product:* For any vector v (resp. square matrix V), $\text{Diag}(v)$ (resp. $\text{Diag}(V)$) denotes the diagonal matrix with diagonal entries equal to those of v (resp. V). For any square matrix V , $\text{diag}(V)$ is the *vector* with entries equal to the diagonal entries of V .

The Hadamard, or element-by-element product of two matrices A and B is denoted by $A \circ B$. We will use the notation

$$A^{\circ 2} := A \circ A$$

for the element-by-element matrix square. Note that with this notation, for any matrix V

$$I \circ V = \text{Diag}(V).$$

A matrix-valued operator which will be needed is

$$F(V) := I \circ (AV A^*) = \text{Diag}(AV A^*). \quad (4)$$

In particular, we will need to characterize its action on diagonal matrices which is easily shown to be

$$\text{Diag}(A \text{Diag}(v) A^*) = \text{Diag}(A^{\circ 2} v). \quad (5)$$

In other words, if $V = \text{Diag}(v)$ is diagonal, then the diagonal part of $AV A^*$ as a vector is simply the matrix-vector product of $A^{\circ 2}$ with v .

A. Input-Output Formulation of Mean Square Stability (MSS)

Let \mathcal{M} be a causal linear time invariant (MIMO) system. The system \mathcal{M} is completely characterized by its impulse response, which is a matrix valued sequence $\{M_t; t \in \mathbb{Z}^+\}$. The action of \mathcal{M} on an input signal u to produce an output signal y is given by the convolution sum

$$y_t = \sum_{\tau=0}^t M_{t-\tau} u_\tau, \quad (6)$$

where without loss of generality, zero initial conditions are assumed.

If the input u is a zero-mean, second-order stochastic process, then it is clear from (6) that y_t has finite covariance for any t , even in the cases where this covariance may grow unboundedly in time. If u is in addition white, then the following calculation is standard

$$\begin{aligned} \mathbf{Y}_t &= \mathbb{E} \left[\left(\sum_{\tau=0}^t M_{t-\tau} u_\tau \right) \left(\sum_{r=0}^t u_r^* M_{t-r}^* \right) \right] \\ &= \sum_{\tau=0}^t \sum_{r=0}^t M_{t-\tau} \mathbb{E}[u_\tau u_r^*] M_{t-r}^* \\ \mathbf{Y}_t &= \sum_{\tau=0}^t M_{t-\tau} \mathbf{U}_\tau M_{t-\tau}^*. \end{aligned} \quad (7)$$

Note that this is a matrix convolution which relates the instantaneous covariance sequences of the output and white input. For SISO systems, this relation simplifies to

$$y_t = \sum_{\tau=0}^t M_{t-\tau}^2 u_\tau. \quad (8)$$

For systems with a finite number of inputs and outputs, taking

the trace of (7) gives

$$\begin{aligned}
\mathbf{y}_t &= \text{tr}(\mathbf{Y}_t) = \sum_{\tau=0}^t \text{tr}(M_{t-\tau} \mathbf{U}_\tau M_{t-\tau}^*) \quad (9) \\
&= \sum_{\tau=0}^t \text{tr}(M_{t-\tau}^* M_{t-\tau} \mathbf{U}_\tau) \\
&\leq \sum_{\tau=0}^t \text{tr}(M_{t-\tau}^* M_{t-\tau}) \text{tr}(\mathbf{U}_\tau) \\
\mathbf{y}_t &\leq \left(\sum_{\tau=0}^{\infty} \text{tr}(M_{t-\tau}^* M_{t-\tau}) \right) \left(\sup_{0 \leq t < \infty} \mathbf{u}_t \right). \quad (10)
\end{aligned}$$

where the first inequality holds because for any two positive semidefinite matrices A and B we have $\text{tr}(AB) \leq \text{tr}(A) \text{tr}(B)$ [22]. The above calculation motivates the following input-output definition of Mean-Square Stability.

Definition 1: A causal linear time invariant system \mathcal{M} is called *Mean-Square Stable* (MSS) if for each white, second-order input process u with uniformly bounded variance, the output process $y = \mathcal{M}u$ has uniformly bounded variance

$$\mathbf{y}_t := \mathbb{E}[y_t^* y_t] \leq c \left(\sup_{\tau} \mathbf{u}_\tau \right), \quad (11)$$

with c a constant independent of t and the process u . Note that the first term in (10) is just the H^2 norm of \mathcal{M}

$$\|\mathcal{M}\|_2^2 := \sum_{t=0}^{\infty} \text{tr}(M_t M_t^*).$$

The second term is an ℓ^∞ norm on the variance sequence, and thus the bound in (10) can be compactly rewritten as

$$\|\mathbf{y}\|_\infty \leq \|\mathcal{M}\|_2^2 \|\mathbf{u}\|_\infty. \quad (12)$$

From (9), it is easy to see that equality in (12) holds when u has constant identity covariance ($\mathbf{U}_\tau = I$). Conversely, if \mathcal{M} does not have finite H^2 norm, this input causes \mathbf{y}_t to grow unboundedly. Thus a system is mean-square stable if and only if it has finite H^2 norm¹.

For systems that have a finite H^2 norm, the output covariance sequence has a steady state limit when the input covariance sequence does. More precisely let $y = \mathcal{M}u$, and the input u be such that

$$\lim_{t \rightarrow \infty} \mathbf{U}_t =: \bar{\mathbf{U}}$$

exists. Then if \mathcal{M} has finite H^2 norm, it follows that the output covariance has the limit

$$\bar{\mathbf{Y}} := \lim_{t \rightarrow \infty} \mathbf{Y}_t = \sum_{\tau=0}^{\infty} M_\tau \bar{\mathbf{U}} M_\tau^* =: \mathcal{M}\{\bar{\mathbf{U}}\}. \quad (13)$$

For covariance sequences with a well-defined limit, the overbar bold capital notation is used for the limit value as above. Also

¹It must be emphasized that this conclusion holds only if MSS is defined with as boundedness of variance sequences when the input is white. As is well-known from the theory of stationary stochastic processes, the instantaneous variance of a signal is the integral of its Power Spectral Density (PSD). The integrability of the output PSD cannot be concluded from the integrability of the system's magnitude squared response unless the input has a flat PSD (i.e. white). Thus for colored inputs, the boundedness of the output variance sequence cannot be concluded from only the H^2 norm.

as above, the notation $\mathcal{M}\{\bar{\mathbf{U}}\}$ is used for the steady state output covariance of an LTI system \mathcal{M} with input that has steady state covariance of $\bar{\mathbf{U}}$. When $\bar{\mathbf{U}} = I$, the following compact notation is used

$$\bar{\mathbf{M}} := \mathcal{M}\{I\}.$$

Thus $\bar{\mathbf{M}}$ is the steady state covariance of the output of an LTI system \mathcal{M} when the input is white and has a steady state covariance of identity.

B. Mean-Square Stability of Feedback Interconnections

The input-output setting for mean-square stability of a feedback interconnection can be motivated using the conventional scheme [20] of injecting exogenous disturbance signals into all loops.

Definition 2: Consider the feedback system of Figure 2 with d and w being white second order processes, and \mathcal{M} and \mathcal{G} causal LTI systems. The feedback system in Figure 2 is called mean-square stable if all signals u , y , v and r have uniformly bounded variance sequences, i.e. if there exists a constant c such that

$$\begin{aligned}
\max \{ \|\mathbf{u}\|_\infty, \|\mathbf{y}\|_\infty, \|\mathbf{v}\|_\infty, \|\mathbf{r}\|_\infty \} \\
\leq c \min \{ \|\mathbf{d}\|_\infty, \|\mathbf{w}\|_\infty \}.
\end{aligned}$$

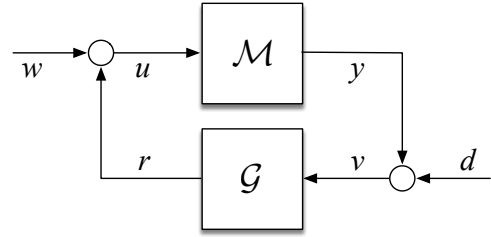


Fig. 2. The definition of mean-square stability for a feedback interconnection. The exogenous disturbance signals are white random processes, and the requirement is that all signals in the loop have uniformly bounded variance sequences.

Remark 1: A standard argument implies that the feedback interconnection is MSS iff the four mappings $(I - \mathcal{M}\mathcal{G})^{-1}$, $\mathcal{G}(I - \mathcal{M}\mathcal{G})^{-1}$, $(I - \mathcal{M}\mathcal{G})^{-1}\mathcal{M}$ and $\mathcal{M}\mathcal{G}(I - \mathcal{M}\mathcal{G})^{-1}$ have finite H^2 norms. In general, it is not possible to bound those closed-loop norms in terms of only the H^2 norms of \mathcal{M} and \mathcal{G} . In other words, it is not generally possible to carry out a small-gain type analysis of the feedback system of Figure 2 using only H^2 norms. Another way to see this is that bounds like (12) are not directly applicable to Figure 2 since the signals u and v will not in general be white.

Despite the above remark, in the present paper the concept of feedback stability is used when one of the subsystems is a temporally independent multiplicative uncertainty. As will be seen, this has the effect of “whitening” (temporally decorrelating) the signal going through it, thus enabling a type of small-gain analysis.

C. Stochastic Multiplicative Gains

The MSS stability problem considered in this paper is for systems of the structure depicted in Figure 3, where

$$\Gamma(t) := \text{Diag}(\gamma_1(t), \dots, \gamma_n(t))$$

is a diagonal matrix of time-varying scalar stochastic gains acting on the vector signal v

$$r_t = \Gamma_t v_t,$$

and \mathcal{M} is a strictly causal LTI system. Without loss of generality, Γ can be assumed to be a zero mean process as the mean value can be absorbed into the known part of the dynamics. The assumptions we make on the additive and multiplicative uncertain signals are:

Assumptions on d , w and Γ

- 1) The random variables $\{d_t\}$, $\{w_t\}$ and $\{\Gamma_t\}$ are all mutually independent.
- 2) Both d and w have non-decreasing covariance sequences, i.e.

$$t_2 \geq t_1 \implies \mathbf{D}_{t_2} \geq \mathbf{D}_{t_1}, \mathbf{W}_{t_2} \geq \mathbf{W}_{t_1}.$$

The first assumption above on the mutual independence of the Γ 's is crucial to the techniques used in this paper. Note however that for any one time t , individual components of Γ_t maybe correlated, and that is referred to as *spatial correlations* which can be characterized as follows. Let $\gamma(t)$ denote the vector

$$\gamma(t) := [\gamma_1(t) \ \dots \ \gamma_n(t)]^*.$$

The instantaneous correlations of the γ 's can be expressed with the matrix

$$\mathbf{\Gamma} := \mathbb{E}[\gamma(t) \gamma^*(t)], \quad (14)$$

which is assumed to be independent of t .

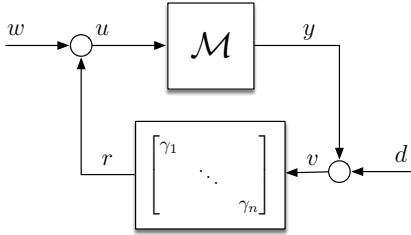


Fig. 3. A strictly causal LTI system \mathcal{M} in feedback with multiplicative stochastic gains γ_i 's. The exogenous stochastic signals d and w are injected to test MSS of the feedback system, which holds when all internal loop signals u , y , v and r have bounded variances sequences.

The mutual independence (in time) of the perturbations Γ and the strict causality of \mathcal{M} have implication for the dependencies of the various signals in the loop on the Γ 's. This is expressed in the following lemma whose proof is found in the appendix.

Lemma 2.1: In the feedback diagram of Figure 3, assume \mathcal{M} is strictly causal, and that Γ_t and Γ_τ are independent for $t \neq \tau$. Then we have

- 1) Past and present values of v and y are independent of present and future values of Γ , i.e.

$$\begin{aligned} \Gamma_t, y_\tau, \quad \tau \leq t, & \text{ are independent} \\ \Gamma_t, v_\tau, \quad \tau \leq t, & \text{ are independent} \end{aligned} \quad (15)$$

- 2) Past values of r and u are independent of present and future values of Γ , i.e.

$$\begin{aligned} \Gamma_t, r_\tau, \quad \tau < t, & \text{ are independent} \\ \Gamma_t, u_\tau, \quad \tau < t, & \text{ are independent} \end{aligned} \quad (16)$$

An important consequence of these relations is that even if the input signal v may in general be colored, multiplication by the Γ 's will cause the output r to be white. This can be seen from

$$\begin{aligned} \mathbb{E}[r_t r_\tau^*] &= \mathbb{E}[\Gamma_t v_t v_\tau^* \Gamma_\tau^*] \\ &= \mathbb{E}[\Gamma_t] \mathbb{E}[v_t v_\tau^* \Gamma_\tau^*] = 0, \quad \tau < t, \end{aligned}$$

where the second equality follows from (15), i.e. the independence of Γ_t from v_t , v_τ , and Γ_τ respectively. A similar argument shows that r is uncorrelated with present and past values of v and y , and uncorrelated with past values of u , but we will not need these facts in the sequel.

To calculate the instantaneous spatial correlations of r

$$\begin{aligned} \mathbb{E}[r_t r_t^*] &= \mathbb{E}[\Gamma_t v_t v_t^* \Gamma_t^*] \\ &= \mathbb{E}[\Gamma_t (\mathbb{E}[v_t v_t^*]) \Gamma_t^*], \end{aligned} \quad (17)$$

where the last equality follows from the independence of v_t and Γ_t and formula (57) in Appendix A. It is thus required to calculate quantities like $\mathbb{E}[\Gamma M \Gamma]$ for some constant matrix M . The case of diagonal Γ reduces to

$$\begin{aligned} \mathbb{E}[\Gamma M \Gamma^*] &= \mathbb{E} \left[\begin{bmatrix} \gamma_1 & & \\ & \ddots & \\ & & \gamma_n \end{bmatrix} M \begin{bmatrix} \gamma_1 & & \\ & \ddots & \\ & & \gamma_n \end{bmatrix} \right] \\ &= [m_{ij} \mathbb{E}[\gamma_i \gamma_j]] = \mathbf{\Gamma} \circ M, \end{aligned}$$

which is the Hadamard (element-by-element) product of $\mathbf{\Gamma}$ and M . Applying this to (17), the above arguments lead to the following conclusion.

Lemma 2.2: Consider the feedback system of Figure 3 with \mathcal{M} a strictly causal LTI system, and Γ diagonal stochastic perturbations with spatial correlations (14). If the perturbations Γ are temporally independent, then the output r is a white process with instantaneous spatial correlations given by

$$\mathbf{R}_t = \mathbf{\Gamma} \circ \mathbf{V}_t, \quad (18)$$

the Hadamard (element-by-element) product of $\mathbf{\Gamma}$ and \mathbf{V}_t .

Two special cases are worth noting. If $\Gamma = \gamma$ is a scalar perturbation, then (18) reduces to

$$\mathbf{r}_t = \mathbf{\Gamma} \mathbf{v}_t. \quad (19)$$

Thus multiplication by a scalar perturbation simply scales the variance of the input signal and “whitens” it. In the special case where the perturbations are uncorrelated and all have unit variance, i.e. $\mathbf{\Gamma} = I$, a simple expression results

$$\mathbf{R}_t = \text{diag}(\mathbf{V}_t),$$

where $\text{diag}(\mathbf{V}_t)$ is a diagonal matrix made up of the diagonal entries of the matrix \mathbf{V}_t . Thus if the γ 's are white and mutually uncorrelated, then the vector output signal r is temporally and spatially uncorrelated even though v may have both types of correlations. In other words, a structured perturbation with uncorrelated components will spatially and temporally whiten its input.

D. Covariance Feedback System

An important tool used in this paper is to replace the analysis of the original stochastic system of Figure 3 with an equivalent system that operates on the respective signals' instantaneous covariance matrices. This deterministic system is depicted in Figure 4. Each signal in this feedback system

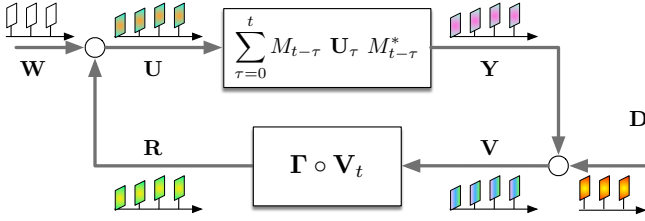


Fig. 4. A deterministic feedback system detailing how the dynamics of the stochastic feedback system in Figure 3 operates on covariance sequences. Each signal in this diagram is positive semi-definite matrix valued. The forward block is an LTI matrix convolution, and the feedback block is the Hadamard matrix product. It is notable that all input-output mappings of this feedback system are monotone even if the original system is not. This implies in particular that all covariance sequences in the loop are non-decreasing if the exogenous inputs are non-decreasing (in the semi-definite ordering on matrices).

is *matrix-valued*. The mathematical operations on each of the signals depicted in the individual blocks follow from (7) and (18) and the following observations

- 1) u is a white process.
- 2) For each t

$$\mathbf{U}_t = \mathbf{R}_t + \mathbf{W}_t. \quad (20)$$

- 3) For each t

$$\mathbf{V}_t = \mathbf{Y}_t + \mathbf{D}_t. \quad (21)$$

Observation 1 and 2 follow from

$$\begin{aligned} \mathbb{E}[u_t u_\tau^*] &= \mathbb{E}[(r_t + w_t)(r_\tau^* + w_\tau^*)] \\ &= \mathbb{E}[r_t r_\tau^*] + \mathbb{E}[r_t w_\tau^*] + \mathbb{E}[w_t r_\tau^*] + \mathbb{E}[w_t w_\tau^*] \\ &= \begin{cases} 0 + 0 + 0 + 0 = 0, & \tau < t \\ \mathbb{E}[r_t r_t^*] + 0 + 0 + \mathbb{E}[w_t w_t^*] = \mathbf{R}_t + \mathbf{W}_t, & \tau = t \end{cases} \end{aligned}$$

where $\mathbb{E}[w_t r_\tau^*] = 0$ since w is uncorrelated with past system signals, and $\mathbb{E}[r_t w_\tau^*] = 0$ follows from Lemma 2.1 because $\mathbb{E}[r_t w_\tau^*] = \mathbb{E}[\Gamma_t v_t w_\tau^*] = \mathbb{E}[\Gamma_t] \mathbb{E}[v_t w_\tau^*] = 0$. For the case $\tau < t$, $\mathbb{E}[w_t w_\tau^*] = 0$ and $\mathbb{E}[r_t r_\tau^*] = 0$ since w (by assumption) and r (Lemma 2.2) are white respectively. Observation 3 follows immediately from

$$\mathbf{V}_t = \mathbb{E}[(y_t + d_t)(y_t^* + d_t^*)] = \mathbf{Y}_t + \mathbf{D}_t,$$

since y_t is a function of w , Γ and past d 's, and thus is independent of d_t . Note that v may in general be colored.

Observation 1 implies that the forward block can indeed be written using (7) (the input needs to be white for its validity). Observations 2 and 3 imply that the summing junctions in Figure 3 can indeed be replaced by summing junctions on the corresponding variance sequences in Figure 4.

E. Monotonicity

Although it is not standard to consider systems operating on matrix-valued signals, it is rather advantageous in the current setting. In this paper, the order relation used on matrices is always the positive semidefinite ordering (i.e. $A \geq B$ means $(A - B)$ is positive semi-definite). The statements in this section apply to orderings with other positive cones, though this generality is not needed here.

Monotone Operators:

Definition 3: A matrix-valued linear operator $\mathbb{L} : \mathbb{R}^{n \times n} \rightarrow \mathbb{R}^{m \times m}$ is called *monotone* (in the terminology of [23], or *cone invariant* in the terminology of [24], [25]) if

$$X \geq 0 \Rightarrow \mathbb{L}(X) \geq 0.$$

In other words, if it preserves the semi-definite ordering on matrices (this definition is equivalent to the statement $X \leq Y \Rightarrow \mathbb{L}(X) \leq \mathbb{L}(Y)$). There is a Perron-Frobenius theory for such operators which gives them nice properties, some of which are now summarized.

Theorem 2.3: For a matrix-valued monotone operator \mathbb{L}

- 1) \exists a real, largest eigenvalue: $\rho(\mathbb{L})$ is an eigenvalue of \mathbb{L} .
- 2) \exists an eigen-matrix $X \geq 0$ for the largest eigenvalue, i.e.

$$\mathbb{L}(X) = \rho(\mathbb{L}) X. \quad (22)$$

- 3) Sums and compositions of monotone operators are monotone. For $\rho(\mathbb{L}) < \alpha$, the operator $(I - \mathbb{L}/\alpha)^{-1}$ exists and is monotone.

Proof: The first two statements are from [25, Thm 2] or [24, Thm 3.2]. That sums and compositions of monotone operators are monotone is immediate from the definition. Furthermore, note that the Neuman series

$$(I - \mathbb{L}/\alpha)^{-1} = \sum_{k=0}^{\infty} (\mathbb{L}/\alpha)^k$$

is made up of sums of compositions of a monotone operator \mathbb{L}/α . This series converges in any operator norm since $\rho(\mathbb{L}/\alpha) < 1$ (this follows from Gelfand's formula which implies that for any operator norm, there is some k such that $\|(\mathbb{L}/\alpha)^k\| < 1$). ■

Note that the "eigen-matrix" X in (22) is the counterpart of the Perron-Frobenius eigenvector for matrices with non-negative entries. Such eigenmatrices will play an important role in the sequel as a sort of worst-case covariance matrices.

Monotone Systems and Signals: The positive semi-definite ordering on matrices induces a natural ordering on *matrix-valued signals*, as well as a notion of monotonicity on systems [26]. For two matrix-valued signals \mathbf{U} and \mathbf{W} the following point-wise order relation can be defined

$$(\mathbf{U} \leq \mathbf{W}) \iff \forall t \in \mathbb{Z}^+, \mathbf{U}(t) \leq \mathbf{W}(t). \quad (23)$$

For systems, the following is a restatement of the definition from [26] when the initial conditions are zero.

Definition 4: An input-output system \mathcal{M} mapping on matrix-valued signals is said to be *monotone* if whenever

$$\begin{aligned} \mathbf{Y} &= \mathcal{M}(\mathbf{U}) \\ \mathbf{Z} &= \mathcal{M}(\mathbf{W}) \end{aligned}, \quad \text{then } \mathbf{U} \leq \mathbf{W} \Rightarrow \mathbf{Y} \leq \mathbf{Z}. \quad (24)$$

In other words, if \mathcal{M} preserves the positive semi-definite ordering on matrix-valued signals. There is a further notion of monotonicity of an individual signal in the sense of mapping the time-axis ordering to that of the matrix ordering.

Definition 5: A matrix-valued signal $\{\mathbf{U}(t)\}$ is said to be *monotone* (or *non-decreasing*) if

$$t_1 \leq t_2 \Rightarrow \mathbf{U}(t_1) \leq \mathbf{U}(t_2).$$

It is simple to show (Appendix B2) that a time-invariant monotone system maps non-decreasing signals to non-decreasing signals.

Monotonicity of Covariance Feedback Systems: That the forward loop in Figure 4 is monotone is immediate since

$$\begin{aligned} \forall t \in \mathbb{Z}^+, \mathbf{U}_t \leq \mathbf{W}_t &\implies \forall t \in \mathbb{Z}^+, \\ \left(\sum_{\tau=0}^t M_{t-\tau} \mathbf{U}_\tau M_{t-\tau}^* \right) &\leq \left(\sum_{\tau=0}^t M_{t-\tau} \mathbf{W}_\tau M_{t-\tau}^* \right). \end{aligned}$$

Note that this is always the case *even when the original LTI system \mathcal{M} is not monotone!* It is also true that the hadamard product is monotone. This follows from the Schur Product Theorem [27, Thm 2.1] which states that for any matrices

$$A_1 \leq A_2 \text{ and } B \geq 0 \Rightarrow B \circ A_1 \leq B \circ A_2. \quad (25)$$

Thus each of the two systems in the feedback loop of Figure 4 is monotone.

When monotone systems are connected together with positive feedback, then all input-output mappings in the resulting feedback system are also monotone (see Theorem A.1 in Appendix B). It then follows (Appendix B2) that if the covariance signals \mathbf{D} and \mathbf{W} are non-decreasing, then all other covariance signals in feedback system are also non-decreasing. These non-decreasing covariance sequences are depicted in Figure 4.

III. MEAN-SQUARE STABILITY CONDITIONS

This section contains the main result of this paper characterizing MSS in terms of the spectral radius of a matrix-valued operator. MSS stability arguments in the literature are typically done with state space models, and the present paper develops an alternative input-output approach more akin to small-gain type analysis. This technique is most easily demonstrated with the SISO case, which for clarity of exposition is treated separately first. The MIMO structured case is then developed with a similar small-gain analysis. However, additional issues of spatial correlations appear in the structured case, and those are treated in detail. The section ends by demonstrating how known conditions for uncorrelated uncertainties can be derived as a special case of the general result presented here, as well as some comments about which system metrics characterize MSS in the general correlated uncertainties case.

A. SISO Unstructured Uncertainty

Consider the simplest case of uncertainty analysis depicted in Figure 5 (Left). \mathcal{M} is a strictly causal LTI system, d and w

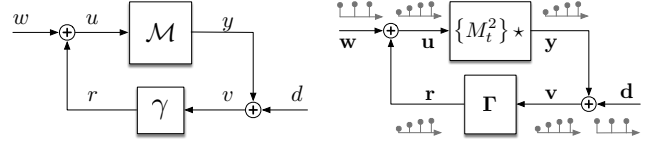


Fig. 5. (Left) A LTI system \mathcal{M} in feedback with a time-varying stochastic uncertainty $\{\gamma_t\}$, and with additive exogenous stochastic disturbances w and d . (Right) The equivalent LTI systems (28) operating on the variance sequences of all respective signals. \mathcal{M} is replaced by convolution with the sequence $\{M_t\}$, while the stochastic gain γ is replaced by multiplication with Γ , its variance.

are exogenous white processes with uniform variance, and γ is a white process with uniform variance Γ and independent of the signals d and w . \mathcal{M} is assumed to have finite H^2 norm.

A small-gain stability analysis in the spirit of [20] can be accomplished by deriving the equivalent relations between the variance sequences of the various signals in the loop (Figure 5, (Right)). To begin with, recall the observations made in Section II-D that u is white, and for the SISO case the variance sequences satisfy

$$\mathbf{u}_t = \mathbf{r}_t + \mathbf{w}_t. \quad (26)$$

$$\mathbf{v}_t = \mathbf{y}_t + \mathbf{d}_t. \quad (27)$$

Since u is white, the formulas for the variances sequences are particularly simple according to (8) and (19), the equivalent relations are

$$\mathbf{y}_t = \sum_{\tau=0}^t M_{t-\tau}^2 \mathbf{u}_\tau, \quad \mathbf{r}_t = \Gamma \mathbf{v}_t. \quad (28)$$

The main stability result for unstructured stochastic perturbations can now be stated.

Lemma 3.1: Consider the system in Figure 5 with \mathcal{M} a strictly causal, stable LTI system and γ a temporally independent process with variance Γ . The feedback system is Mean-Square Stable (MSS) if and only if

$$\|\mathcal{M}\|_2^2 < 1/\Gamma.$$

Proof: “if”) This is similar to standard sufficiency small gain arguments, but using variances rather than signal norms. Starting from \mathbf{u} , going backwards through the loop yields

$$\begin{aligned} \|\mathbf{u}\|_\infty &\leq \|\mathbf{r}\|_\infty + \|\mathbf{w}\|_\infty \\ &\leq \Gamma \|\mathbf{v}\|_\infty + \|\mathbf{w}\|_\infty \\ &\leq \Gamma (\|\mathbf{y}\|_\infty + \|\mathbf{d}\|_\infty) + \|\mathbf{w}\|_\infty \\ &\leq \Gamma \|\mathcal{M}\|_2^2 \|\mathbf{u}\|_\infty + \Gamma \|\mathbf{d}\|_\infty + \|\mathbf{w}\|_\infty, \end{aligned} \quad (29)$$

where subsequent steps follow from the triangle inequality and using (12) and (19). This bound together with the assumption $\Gamma \|\mathcal{M}\|_2^2 < 1$ gives a bound for the internal signals u in terms of the exogenous signals d and w

$$\|\mathbf{u}\|_\infty \leq \frac{1}{1 - \Gamma \|\mathcal{M}\|_2^2} (\Gamma \|\mathbf{d}\|_\infty + \|\mathbf{w}\|_\infty),$$

In addition, this bound gives bounds on variances of the remaining internal signals y , v and r as follows from (12), (27), and (19) respectively.

“only if”) See Appendix E. ■

Two remarks are in order regarding the necessity part of the previous proof. First is that there was no need to construct a so-called “destabilizing” perturbation as is typical in worst case perturbation analysis. Perturbations here are described statistically rather than members of sets, and variances will always grow when the stability condition is violated. Second, the necessity argument can be interpreted as showing that $\|\mathcal{M}\|_2 \geq 1$ implies that the transfer function $(1 - \mathcal{M}(z))$ has a zero in the interval $[0, \infty)$, and thus $(1 - \mathcal{M}(z))^{-1}$ has an unstable pole. The argument presented above however is more easily generalizable to the structured MIMO case considered next.

B. Structured Uncertainty

In the analysis of MIMO structured uncertainty, a certain matrix-valued operator will play a central role, and therefore it is first introduced and some of its properties investigated. The main result on MSS for the structured case is then stated and proved.

The Loop Gain Operator: Consider the matrix-valued operator

$$\mathbb{L}(X) := \Gamma \circ \left(\sum_{t=0}^{\infty} M_t X M_t^* \right), \quad (30)$$

where Γ is the correlation matrix of the uncertainties (14), and $\{M_t\}$ is the matrix-valued impulse response sequence of a stable (finite H^2 norm), causal, LTI system \mathcal{M} . This is termed the *loop gain operator* since it is how the covariance matrix of stationary white noise input u is mapped to the covariance of the signal r (which will also be white) in Figure 4, i.e. it describes what happens to the instantaneous covariance matrix of white noise as it goes once around the loop.

The loop gain operator is monotone since it is the composition of two monotone operators. There will also be need to consider finite-horizon truncations of it

$$\mathbb{L}_T(X) := \Gamma \circ \left(\sum_{t=0}^T M_t X M_t^* \right). \quad (31)$$

If \mathcal{M} has finite H^2 norm, then it is immediate that

$$\lim_{T \rightarrow \infty} \mathbb{L}_T = \mathbb{L}$$

in any (finite-dimensional) operator norm.

It turns out that the spectral radius of the loop gain operator is the exact condition for MSS. This is stated next.

Theorem 3.2: Consider the system in Figure 3 where w is a white process, both d and w have bounded, monotone covariance sequences, Γ is temporally independent multiplicative noise with instantaneous correlations Γ , and \mathcal{M} is a stable (finite H^2 norm), strictly-causal, LTI system. The feedback system is Mean Square Stable (MSS) if and only if

$$\rho(\mathbb{L}) < 1,$$

where \mathbb{L} is the matrix-valued “loop gain operator” defined in (30).

Proof: “if”) Recalling the observations made in Section II-D, an expression for \mathbf{U}_t can be derived by following signals backwards through the loop in Figure 4

$$\begin{aligned} \mathbf{U}_t &= \mathbf{R}_t + \mathbf{W}_t = \Gamma \circ \mathbf{V}_t + \mathbf{W}_t \\ &= \Gamma \circ (\mathbf{Y}_t + \mathbf{D}_t) + \mathbf{W}_t \\ \mathbf{U}_t &= \Gamma \circ \left(\sum_{\tau=0}^t M_\tau \mathbf{U}_{t-\tau} M_\tau^* + \mathbf{D}_t \right) + \mathbf{W}_t, \end{aligned} \quad (32)$$

which follow from (20), (18), (21), the fact that u is white and (7) respectively. The monotonicity (Section II-E) of the feedback system in Figure 4 relating covariance sequences implies that \mathbf{U} is a non-decreasing sequence. This gives the following bound

$$\sum_{\tau=0}^t M_\tau \mathbf{U}_{t-\tau} M_\tau^* \leq \sum_{\tau=0}^t M_\tau \mathbf{U}_t M_\tau^*,$$

which together with Schur’s theorem (25) allows for replacing (32) with the bounds

$$\begin{aligned} \mathbf{U}_t &\leq \Gamma \circ \left(\sum_{\tau=0}^t M_\tau \mathbf{U}_t M_\tau^* \right) + \Gamma \circ \mathbf{D}_t + \mathbf{W}_t \\ &\leq \Gamma \circ \left(\sum_{\tau=0}^{\infty} M_\tau \mathbf{U}_t M_\tau^* \right) + \Gamma \circ \mathbf{D}_t + \mathbf{W}_t. \end{aligned}$$

To see how this inequality gives a uniform bound on the sequence \mathbf{U} , rewrite it using the definition of \mathbb{L} as

$$(I - \mathbb{L})(\mathbf{U}_t) \leq \Gamma \circ \mathbf{D}_t + \mathbf{W}_t.$$

Now $\rho(\mathbb{L}) < 1$ implies (by Theorem 2.3 (3)) that $(I - \mathbb{L})^{-1}$ exists and is a monotone operator, and therefore

$$\begin{aligned} \mathbf{U}_t &\leq (I - \mathbb{L})^{-1} \left(\Gamma \circ \mathbf{D}_t + \mathbf{W}_t \right) \\ &\leq (I - \mathbb{L})^{-1} \left(\Gamma \circ \bar{\mathbf{D}} + \bar{\mathbf{W}} \right), \end{aligned}$$

where the first inequality follows from the monotonicity of $(I - \mathbb{L})^{-1}$, and the second inequality follows from its linearity, Schur’s theorem, and replacing \mathbf{D}_t and \mathbf{W}_t by their steady state limits. This provides a uniform upper bound on the sequence \mathbf{U} , and note that the stability of \mathcal{M} then implies in addition that all other signals in Figure 4 are uniformly bounded.

“only if”) In a similar manner to the necessity proof of Lemma 3.1, it is shown that $\rho(\mathbb{L}) \geq 1$ implies that \mathbf{U} has an unbounded subsequence. First, observe that by setting $\mathbf{D}_t = 0$, (32) gives the following bounds

$$\begin{aligned} \mathbf{U}_{Tk} &= \Gamma \circ \left(\sum_{\tau=0}^{Tk} M_{Tk-\tau} \mathbf{U}_\tau M_{Tk-\tau}^* \right) + \mathbf{W}_{Tk} \\ &\geq \Gamma \circ \left(\sum_{\tau=T(k-1)}^{Tk} M_{Tk-\tau} \mathbf{U}_\tau M_{Tk-\tau}^* \right) + \mathbf{W}_{Tk} \\ &\geq \mathbb{L}_T(\mathbf{U}_{T(k-1)}) + \mathbf{W}_{Tk}. \end{aligned} \quad (33)$$

where the first inequality follows from Schur's theorem (25), and the second inequality follows from the monotonicity of the sequence \mathbf{U} and the monotonicity of the operator \mathbb{L}_T .

A simple induction argument exploiting the monotonicity of \mathbb{L}_T yields

$$\mathbf{U}_{Tk} \geq \mathbb{L}_T^k(\mathbf{U}_0) + \sum_{r=0}^{k-1} \mathbb{L}_T^r(\mathbf{W}_{T(k-r)}). \quad (34)$$

Now, set the exogenous covariance $\mathbf{W}_{Tk} = \widehat{\mathbf{U}}$, where $\widehat{\mathbf{U}}$ (the Perron-Frobenius eigen-matrix) is the non-zero semi-definite eigen-matrix such that $\mathbb{L}(\widehat{\mathbf{U}}) = \rho(\mathbb{L}) \widehat{\mathbf{U}}$ (Theorem 2.3 (2)). Note that the initial covariance is thus $\mathbf{U}_0 = \mathbf{D}_0 = \widehat{\mathbf{U}}$. Substituting in (34) yields

$$\mathbf{U}_{Tk} \geq \sum_{r=0}^k \mathbb{L}_T^r(\widehat{\mathbf{U}}). \quad (35)$$

Since $\lim_{T \rightarrow \infty} \mathbb{L}_T(\widehat{\mathbf{U}}) = \mathbb{L}(\widehat{\mathbf{U}}) = \rho(\mathbb{L})\widehat{\mathbf{U}}$, then for any $\epsilon > 0$, $\exists T > 0$ such that $\|\rho(\mathbb{L})\widehat{\mathbf{U}} - \mathbb{L}_T(\widehat{\mathbf{U}})\| \leq \epsilon \|\widehat{\mathbf{U}}\|$. This inequality coupled with the fact that $0 \leq \mathbb{L}_T(\widehat{\mathbf{U}}) \leq \rho(\mathbb{L})\widehat{\mathbf{U}}$ allows us to apply Lemma A.3 to obtain

$$\mathbb{L}_T(\widehat{\mathbf{U}}) \geq (\rho(\mathbb{L}) - \epsilon c) \widehat{\mathbf{U}} =: \alpha \widehat{\mathbf{U}}, \quad (36)$$

where c is a positive constant that only depends on $\widehat{\mathbf{U}}$ (Lemma A.3). Then, by (35), the one-step lower bound (36) becomes

$$\mathbf{U}_{Tk} \geq \left(\sum_{r=0}^k \alpha^r \right) \widehat{\mathbf{U}} = \frac{\alpha^{k+1} - 1}{\alpha - 1} \widehat{\mathbf{U}}. \quad (37)$$

First consider the case when $\rho(\mathbb{L}) > 1$, then ϵ can be chosen small enough so that $\alpha > 1$ and therefore \mathbf{U} is a geometrically growing sequence.

The case $\rho(\mathbb{L}) = 1$ can be treated in exactly the same manner as in the proof of Lemma 3.1 to conclude that \mathbf{U} has a (not necessarily geometrically) unboundedly growing subsequence. ■

The worst case covariance matrix: An interesting contrast between the SISO and MIMO case appears in the necessity argument above. Comparing the expressions for the unbounded sequences (62) and (37), it appears that the Perron-Frobenius eigen-matrix $\widehat{\mathbf{U}}$ of \mathbb{L} represents a sort of worst case growth covariance matrix. In other words, to achieve the highest rate of covariance growth in the feedback system, one needs the input w to have spatial correlations such that $\mathbf{W}_t = \widehat{\mathbf{U}}$. In an analysis where there are no exogenous inputs and one only considers growth of initial state covariances, there is a similar worst-case initial state covariance that corresponds to $\widehat{\mathbf{U}}$. Section VI elaborates on this point.

IV. SPECIAL STRUCTURES AND REPRESENTATIONS

We consider first the special case of uncorrelated uncertainties, and show how the well-known result follows as a special case. We then look at a Kronecker product representation of the general case which clarifies the role played by system metrics other than H^2 norms in MSS conditions. These metrics involve what might be termed as *autocorrelations between*

subsystems impulse responses. Finally we consider the case of circulant systems in which the presence of spatial symmetries provides conditions of intermediate difficulty between the uncorrelated and the general case.

A. Uncorrelated Uncertainties

A well-known result in the literature [8]–[11] is the case of uncorrelated uncertainties $\{\gamma_i\}$, where the MSS condition is known to be given by the spectral radius of the matrix of H^2 norms of subsystems of \mathcal{M} . We now demonstrate how this result follows directly as a special case of Theorem 3.2.

For uncorrelated uncertainties, $\mathbf{\Gamma} = I$, and the loop gain operator (30) becomes

$$\mathbb{L}(X) := \text{Diag} \left(\sum_{t=0}^{\infty} M_t X M_t^* \right). \quad (38)$$

where $\text{Diag}(Y)$ is a diagonal matrix made up of the diagonal part of Y . In this case, any eigen-matrix of \mathbb{L} (corresponding to a non-zero eigenvalue) must clearly be a diagonal matrix, so it suffices to consider how \mathbb{L} acts on diagonal matrices. Let $V := \text{Diag}(v)$ be a diagonal matrix, and recall the characterization (4)–(5) of terms like $\text{Diag}(H V H^*)$ on diagonal matrices. Applying this term-by-term to the sum in (38) gives

$$\begin{aligned} V = \text{Diag}(v), \quad \Rightarrow \quad \mathbb{L}(V) &= \text{Diag} \left(\sum_{t=0}^{\infty} M_t^{\circ 2} v \right) \\ &=: \text{Diag}(\mathbf{M}^{\circ} v) \end{aligned} \quad (39)$$

where $M^{\circ 2}$ is the Hadamard (element-by-element) square of the matrix M , and we use the notation \mathbf{M}° to denote the matrix of squared H^2 norms of subsystems of \mathcal{M}

$$\mathbf{M}^{\circ} := \sum_{t=0}^{\infty} M_t^{\circ 2} = \begin{bmatrix} \|\mathcal{M}_{11}\|_2^2 & \cdots & \|\mathcal{M}_{1n}\|_2^2 \\ \vdots & & \vdots \\ \|\mathcal{M}_{n1}\|_2^2 & \cdots & \|\mathcal{M}_{nn}\|_2^2 \end{bmatrix}, \quad (40)$$

We therefore conclude that the non-zero eigenvalues of \mathbb{L} are precisely the eigenvalues of \mathbf{M}° , and in particular, their spectral radii are equal. This is summarized in the following corollary.

Corollary 4.1: For the uncertain system of Figure 3 with uncorrelated uncertainties, the mean square stability condition of Theorem 3.2 becomes

$$\rho(\mathbf{M}^{\circ}) \leq 1/\gamma,$$

where $\gamma := \mathbb{E}[\gamma_i^2]$ is the uncertainties' variance (assumed equal for all i) and \mathbf{M}° is the matrix (40) of squared H^2 norms of \mathcal{M} 's subsystems.

B. Repeated Perturbations

This case represents the opposite extreme to the uncorrelated perturbations case. Here we have all the perturbations identical, i.e.

$$\mathbf{\Gamma}(t) := \text{Diag}(\gamma(t), \dots, \gamma(t)) = I \gamma(t),$$

where $\{\gamma(t)\}$ is a scalar-valued iid random process and I is the $n \times n$ identity matrix. In this case, all entries of the uncertainty

correlation matrix are equal, i.e. $\mathbb{E}[\gamma_i(t)\gamma_j(t)] = \gamma$, and therefore

$$\mathbf{\Gamma} = \gamma \mathbf{1}\mathbf{1}^*,$$

where $\mathbf{1}$ is the vector of all entries equal to 1. Now the Loop Gain Operator (30) takes on a particularly simple form

$$\begin{aligned} \mathbb{L}(X) &= (\gamma \mathbf{1}\mathbf{1}^*) \circ \left(\sum_{t=0}^{\infty} M_t X M_t^* \right) = \gamma \sum_{t=0}^{\infty} M_t X M_t^* \\ &= \gamma \mathcal{M}\{X\} \end{aligned}$$

The interpretation of \mathbb{L} in this case is simple. Referring to Equation (13) we see that $\mathbb{L}(X)$ is the steady-state covariance matrix of the output of the LTI system \mathcal{M} when its input is white noise with covariance matrix γX . In particular, let the system \mathcal{M} have a state space realization (A, B, C) , then for an eigen-matrix X of \mathbb{L} with eigenvalue λ

$$\gamma \mathcal{M}\{X\} = \mathbb{L}(X) = \lambda X \iff \mathcal{M}\{X\} = \frac{\lambda}{\gamma} X, \quad (41)$$

which implies that X satisfies the matrix equation

$$\begin{aligned} Y - A Y A^* &= B X B^*, \\ \frac{\lambda}{\gamma} X &= C Y C^*. \end{aligned}$$

Equivalently, a single equation for Y can be written

$$Y - A Y A^* = \frac{\gamma}{\lambda} B C Y C^* B^*. \quad (42)$$

This is not a standard Lyapunov equation, but it can always be thought of as a generalized eigenvalue problem as follows. Define the linear operators \mathbb{L}_1 and \mathbb{L}_2 by

$$\begin{aligned} \mathbb{L}_1(Y) &:= \gamma B C Y C^* B^*, \\ \mathbb{L}_2(Y) &:= Y - A Y A^*. \end{aligned}$$

Then equation (42) can be rewritten as the generalized eigenvalue problem

$$\mathbb{L}_1(Y) = \lambda \mathbb{L}_2(Y). \quad (43)$$

Finally we note an interesting interpretation of covariance matrices that arise as eigenmatrices of \mathbb{L} in the repeated perturbation case. As (41) shows, these eigenmatrices are exactly those covariances of input processes to an LTI system \mathcal{M} with the property that the steady-state output covariance is a scalar multiple of the input covariance. These are very special processes, but their dynamical significance is not yet clear.

C. Kronecker Product Representation of the General Case

For the general case of correlated uncertainties $\mathbf{\Gamma} \neq I$, and it turns out that entries of the matrix (40) alone are insufficient to characterize $\rho(\mathbb{L})$ (and thus the MSS) condition. In the absence of any spatial structure in \mathcal{M} and $\mathbf{\Gamma}$, one can always use a Kronecker product representation of \mathbb{L} . This representation gives some insight into the general case.

Let $\text{vec}(X)$ denote the ‘‘vectorization’’ operation of converting a matrix X into a vector by stacking up its columns.

It is then standard to show that the loop gain operator (30) can equivalently be written as

$$\text{vec}(\mathbb{L}(X)) = \underbrace{\left(\text{Diag}(\text{vec}(\mathbf{\Gamma})) \sum_{t=0}^{\infty} M(t) \otimes M(t) \right)}_{\text{matrix representation of } \mathbb{L}} \text{vec}(X). \quad (44)$$

Therefore, the eigenvalues (and corresponding eigenmatrices) of \mathbb{L} can be found by calculating the eigenvalues/vectors of this $n^2 \times n^2$ representation using standard matrix methods. This is clearly not a desirable method even for only moderately large-scale systems. An alternative computational method for large systems based on the power iteration is presented in Section VI-A.

The formula (44) however provides some insight into the general case when $\mathbf{\Gamma}$ is not diagonal. In that case, entries of the matrix representation will involve sums of the form

$$\sum_{t=0}^{\infty} M_{ij}(t) M_{kl}(t). \quad (45)$$

These are inner products of impulse responses of different SISO subsystems of \mathcal{M} . They can be thought of as *autocorrelations* of the MIMO system \mathcal{M} 's responses. In the special case of uncorrelated uncertainties $\mathbf{\Gamma} = I$, only terms for identical subsystems $((i, j) = (k, l))$ appear, resulting in H^2 norms of subsystems. Thus it is seen that a condition involving only H^2 norms like (40) is a highly special case. *To characterize MSS in correlated uncertainty cases, one needs in addition other system metrics, like the inner product between different subsystems' impulse responses (45).*

V. MEAN-SQUARE PERFORMANCE

The mean-square performance problem is a general formulation for linear systems with both additive and multiplicative noise. It is straightforward to show that any Linear Time Invariant (LTI) system with both additive and multiplicative noise can be redrawn in the form shown in Figure 6 (Left), where \mathcal{M} is LTI, w is the additive white noise, and the multiplicative perturbations are grouped together in the diagonal matrix gain $\mathbf{\Gamma} := \text{diag}(\gamma_1, \dots, \gamma_n)$. The assumption

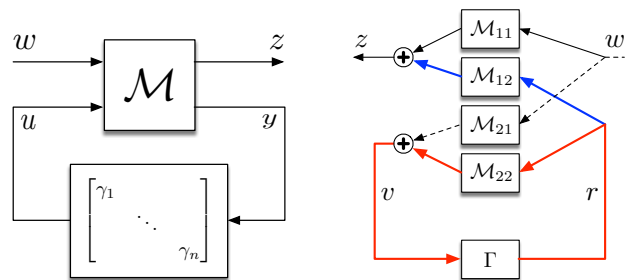


Fig. 6. (Left) The mean-square performance problem setting with additive noise w as an exogenous signal and multiplicative noise γ_i 's as structured stochastic uncertainty. (Right) Details of the various signal paths. The variance of z is finite iff the feedback loop $(M_{22}, \mathbf{\Gamma})$ is mean-square stable.

of whiteness of w is made without any loss in generality. If

the additive noise is colored, then the coloring filter can be absorbed in the LTI dynamics of \mathcal{M} in the standard manner.

The mean-square performance problem is to find conditions for MSS stability of the feedback system, and to calculate the steady state covariance of the output z . It is clear from Figure 6 (*Right*) that z has finite covariance iff the feedback subsystem $(\mathcal{M}_{22}, \Gamma)$ is MSS. The exact condition for this is that the spectral radius of the loop gain operator (30) for \mathcal{M}_{22} and Γ

$$\mathbb{L}_{22}(X) := \Gamma \circ \left(\sum_{t=0}^{\infty} M_{22}(t) X M_{22}^*(t) \right) = \Gamma \circ \mathcal{M}_{22}\{X\}. \quad (46)$$

has spectral radius less than 1.

The calculation of the covariance \mathbf{Z} proceeds similarly to Equation (32) where the first steps are to relate the covariances of the signals in the lower feedback loop. It is first noted that with assumption of MSS, all covariance sequences are bounded and have steady state limits, so the following relations are written directly for those limits

$$\begin{aligned} \mathbf{R} &= \Gamma \circ \mathbf{V} \\ &= \Gamma \circ \left(\sum_{t=0}^{\infty} [M_{21} \quad M_{22}]_t \begin{bmatrix} \mathbf{W} & 0 \\ 0 & \mathbf{R} \end{bmatrix} \begin{bmatrix} M_{21}^* \\ M_{22}^* \end{bmatrix}_t \right) \\ &= \Gamma \circ \left(\sum_{t=0}^{\infty} M_{22}(t) \mathbf{R} M_{22}^*(t) + M_{21}(t) \mathbf{W} M_{21}^*(t) \right), \end{aligned}$$

where for simplicity, we have dropped the ‘‘overbar’’ notation (3) for the covariance limit (e.g. in this section, \mathbf{R} stands for $\lim_{t \rightarrow \infty} \mathbf{R}_t$). The expression for \mathbf{V} follows from (13) and the fact that both w and r are mutually uncorrelated and white. The last equation can be rewritten in operator form using the definition (46) and the notation of (13)

$$\begin{aligned} (I - \mathbb{L}_{22})(\mathbf{R}) &= \Gamma \circ \mathcal{M}_{21}\{\mathbf{W}\} \\ \mathbf{R} &= (I - \mathbb{L}_{22})^{-1} \left(\Gamma \circ \mathcal{M}_{21}\{\mathbf{W}\} \right) \end{aligned}$$

Finally, to calculate the covariance of the output, note that

$$\begin{aligned} \mathbf{Z} &= \sum_{t=0}^{\infty} [M_{11} \quad M_{12}]_t \begin{bmatrix} \mathbf{W} & 0 \\ 0 & \mathbf{R} \end{bmatrix} \begin{bmatrix} M_{11}^* \\ M_{12}^* \end{bmatrix}_t \\ &= \mathcal{M}_{11}\{\mathbf{W}\} + \mathcal{M}_{12}\{\mathbf{R}\} \\ &= \mathcal{M}_{11}\{\mathbf{W}\} + \mathcal{M}_{12}\left\{ (I - \mathbb{L}_{22})^{-1} \left(\Gamma \circ \mathcal{M}_{21}\{\mathbf{W}\} \right) \right\} \end{aligned}$$

Note how this formula has a familiar feel to the Linear Fractional Transformations (LFT) from standard transfer function block diagram manipulations. The difference being that these are operators on matrices rather than vector signals. It is instructive to compare the above formula with that of the transfer functions operating on the vector signals w and z

$$z = \left(\mathcal{M}_{11} + \mathcal{M}_{12} (I - \Gamma \mathcal{M}_{22})^{-1} \Gamma \mathcal{M}_{21} \right) w.$$

This resemblance is more immediate in the SISO case (single SISO Γ and w a scalar), where the expression simplifies to

$$\mathbf{z} = \left(\|\mathcal{M}_{11}\|_2^2 + \frac{\Gamma \|\mathcal{M}_{12}\|_2^2 \|\mathcal{M}_{12}\|_2^2}{1 - \Gamma \|\mathcal{M}_{22}\|_2^2} \right) \mathbf{w}$$

The expression for \mathbf{Z} above is written to highlight the analogy with Linear Fractional Transformations LFT of transfer functions. For computations, it is more convenient to write it in the following form of a system of two equations

$$\mathbf{R} - \Gamma \circ \mathcal{M}_{22}\{\mathbf{R}\} = \Gamma \circ \mathcal{M}_{21}\{\mathbf{W}\} \quad (47)$$

$$\mathbf{Z} = \mathcal{M}_{11}\{\mathbf{W}\} + \mathcal{M}_{12}\{\mathbf{R}\}, \quad (48)$$

which indicates that in solving for \mathbf{Z} , one has to go through the intermediate step of solving for \mathbf{R} from (47)

A. Uncorrelated Uncertainties Case

In this case we assume the uncertainties to have correlations $\Gamma = \gamma I$. The case when different uncertainties have different variances can be accommodated through adding the appropriate multipliers in the system \mathcal{M} . In this case it follows that the matrix \mathbf{R} in (47) is diagonal. If we assume in addition that \mathbf{W} is diagonal, and we are only interested in the diagonal part of \mathbf{Z} , then equations (47)-(48) can be rewritten in terms of matrix-vector multiplication using the notation of (39)-(40) where the vectors are the diagonal entries of the respective covariance matrices

$$\begin{aligned} \text{diag}(\mathbf{R}) - \gamma \mathbf{M}_{22}^{\circ} \text{diag}(\mathbf{R}) &= \gamma \mathbf{M}_{21}^{\circ} \text{diag}(\mathbf{W}) \\ \text{diag}(\mathbf{Z}) &= \mathbf{M}_{11}^{\circ} \text{diag}(\mathbf{W}) + \mathbf{M}_{12}^{\circ} \text{diag}(\mathbf{R}). \end{aligned}$$

Putting these two equations together by eliminating \mathbf{R} gives

$$\text{diag}(\mathbf{Z}) = \left(\mathbf{M}_{11}^{\circ} + \gamma \mathbf{M}_{12}^{\circ} (I - \gamma \mathbf{M}_{22}^{\circ})^{-1} \mathbf{M}_{21}^{\circ} \right) \text{diag}(\mathbf{W}).$$

Without loss of generality we can in addition assume $\mathbf{W} = I$, for which there is an even simpler expression for the total variance of z

$$\text{tr}(\mathbf{Z}) = \left| \mathbf{M}_{11}^{\circ} + \gamma \mathbf{M}_{12}^{\circ} (I - \gamma \mathbf{M}_{22}^{\circ})^{-1} \mathbf{M}_{21}^{\circ} \right|, \quad (49)$$

where $|M|$ stands for the sum of all the elements of a non-negative matrix M .

In the literature on robust stability analysis, there is often an equivalence between a robust performance condition and a robust stability condition on an augmented system with an additional uncertainty. The uncorrelated case here provides a version of such a correspondence, and we will state it without loss of generality for the case of $\gamma = 1$.

Corollary 5.1: Consider the system of Figure 6 with uncorrelated uncertainties with variances $\mathbb{E}[\gamma_i^2(t)] = 1$, and scalar inputs and outputs w and z respectively. Then

$$\frac{\mathbb{E}[z^2(t)]}{\mathbb{E}[w^2(t)]} < 1 \iff \rho \left(\begin{bmatrix} \mathbf{M}_{11}^{\circ} & \mathbf{M}_{12}^{\circ} \\ \mathbf{M}_{21}^{\circ} & \mathbf{M}_{22}^{\circ} \end{bmatrix} \right) < 1.$$

The proof is a simple application of the Schur complement on the 2×2 block matrix, which implies that the spectral radius condition is equivalent to the right hand side of (49) being less than 1. Note that the variance ratio condition is a performance condition, while the spectral radius condition is a MSS stability condition for a system with an additional (fictitious) uncertainty in a feedback loop between z and w .

VI. STATE SPACE METHODS AND COMPUTATIONS

While the input-output setting presented in this paper appears to be more expedient for analysis and statement of results, it is often (though not always) the case that actual computations are more conveniently carried out using state space representations. From one point of view, this results in Linear Matrix Inequality (LMI) conditions. For large-scale system applications, we write out a power iteration type algorithm that involves solving Lyapunov equations at each step of the iteration. Finally we give a state space interpretation of the “worst case covariance” in the case where there are no exogenous inputs. This turns out to be a worst case covariance of a random initial state.

A. Mean Square Stability Conditions

Begin with the MSS problem of Theorem 3.2. Let the strictly-causal LTI system \mathcal{M} have the following realization

$$\begin{aligned} x_{t+1} &= Ax_t + Bu_t, \\ y_t &= Cx_t, \end{aligned}$$

from which it follows that a corresponding realization for the covariance feedback system is

$$\begin{aligned} \mathbf{X}_{t+1} &= A\mathbf{X}_tA^* + B\mathbf{U}_tB^* \\ \mathbf{Y}_t &= C\mathbf{X}_tC^* \\ \mathbf{U}_t &= \mathbf{\Gamma} \circ \mathbf{Y}_t. \end{aligned}$$

Taking the steady state limit produces the following representation of the loop gain operator $\bar{\mathbf{R}} = \mathbb{L}(\bar{\mathbf{U}})$

$$\bar{\mathbf{X}} - A\bar{\mathbf{X}}A^* = B\bar{\mathbf{U}}B^*, \quad (50)$$

$$\bar{\mathbf{R}} = \mathbf{\Gamma} \circ (C\bar{\mathbf{X}}C^*). \quad (51)$$

Thus one method of computing the action of \mathbb{L} is to solve the Lyapunov equation (50) for $\bar{\mathbf{X}}$ given the input covariance $\bar{\mathbf{U}}$, and then calculate $\bar{\mathbf{R}}$ from (51).

A Power Iteration Algorithm: The above procedure for calculating the action of \mathbb{L} can now be used as follows in a power iteration method for calculating $\rho(\mathbb{L})$ as recommended in [25]. Starting from an arbitrary initial matrix $\mathbf{P}_0 \geq 0$

$$\mathbf{P}_{k+1} = \mathbb{L}(\mathbf{P}_k) / \|\mathbf{P}_k\|.$$

At each step the calculation of $\mathbb{L}(\mathbf{P}_k)$ involves equations (50)-(51) as follows

$$\begin{aligned} \mathbf{X}_{k+1} - A\mathbf{X}_{k+1}A^* &= B\mathbf{P}_kB^*, \\ \mathbf{P}_{k+1} &= \frac{1}{\|\mathbf{P}_k\|} (\mathbf{\Gamma} \circ (C\mathbf{X}_{k+1}C^*)). \end{aligned} \quad (52)$$

The major computational burden in each step is solving the Lyapunov equation (52). However, this power iteration algorithm is well-suited for use with sparse methods for solving Lyapunov equations, which are themselves iterative procedures.

As an LMI: To calculate the spectral radius $\rho(\mathbb{L})$, one can set $\bar{\mathbf{R}} = \lambda\bar{\mathbf{U}}$ in the above and find the largest real number λ such that

$$\begin{aligned} \lambda (\bar{\mathbf{X}} - A\bar{\mathbf{X}}A^*) - B (\mathbf{\Gamma} \circ (C\bar{\mathbf{X}}C^*)) B^* &= 0, \\ \bar{\mathbf{X}} &\geq 0. \end{aligned}$$

B. Mean Square Performance

For the mean square performance problem, begin with the following realization for the stable, strictly causal system \mathcal{M}

$$\begin{aligned} x_{t+1} &= Ax_t + B_1w_t + B_2r_t, \\ z_t &= C_1x_t, \\ v_t &= C_2x_t. \end{aligned}$$

Since w and r are mutually uncorrelated and white, the corresponding realization for the covariance feedback system is

$$\begin{aligned} \mathbf{X}_{t+1} &= A\mathbf{X}_tA^* + B_1\mathbf{W}_tB_1^* + B_2\mathbf{R}_tB_2^* \\ \mathbf{Z}_t &= C_1\mathbf{X}_tC_1^* \\ \mathbf{V}_t &= C_2\mathbf{X}_tC_2^* \\ \mathbf{R}_t &= \mathbf{\Gamma} \circ \mathbf{V}_t. \end{aligned}$$

The corresponding steady state equations are

$$\bar{\mathbf{X}} - A\bar{\mathbf{X}}A^* - B_2 (\mathbf{\Gamma} \circ (C_2\bar{\mathbf{X}}C_2^*)) B_2^* = B_1\bar{\mathbf{W}}B_1^*, \quad (53)$$

$$\bar{\mathbf{Z}} = C_1\bar{\mathbf{X}}C_1^*. \quad (54)$$

Therefore, the main step in evaluation the covariance of the output is solving the matrix equation (53) for the state covariance. This is not a standard Lyapunov equation, but iterative algorithms, akin to those designed for large-scale Lyapunov equations, can be used to tackle it.

C. Worst Case Covariances

The “Perron eigen-matrix” $\hat{\mathbf{U}}$ of the loop gain operator \mathbb{L} (30) is by definition the matrix that achieves the spectral radius of \mathbb{L} , i.e.

$$\mathbb{L}(\hat{\mathbf{U}}) = \rho(\mathbb{L}) \hat{\mathbf{U}}. \quad (55)$$

In the necessity proof of Theorem 3.2 (and the comment thereafter), it was shown that this matrix has an interpretation as a sort of worst case covariance matrix. To recap, assume MSS is lost, so $\rho(\mathbb{L}) > 1$, and let the exogenous disturbances be such that $d = 0$, and w has covariance $\mathbb{E}[w_t w_t^*] = \hat{\mathbf{U}}$. Then a consequence of inequality (37) is that the covariance of the signal u will grow at a geometric rate of

$$\mathbb{E}[u_t u_t^*] \geq c \alpha^t \hat{\mathbf{U}},$$

where for any $\epsilon > 0$, we can choose $\alpha = \rho(\mathbb{L}) - \epsilon$, and $c > 0$ is some constant.

An alternative interpretation which does not require exogenous inputs can also be given. In this scenario, the exogenous inputs w and d are set to zero, but the system \mathcal{M} has some nonzero random initial state x_0 with covariance $\mathbb{E}[x_0 x_0^*] =: \mathbf{X}_0$. In this case the evolution of the state covariance has the following dynamics

$$\begin{aligned} \mathbf{X}_{t+1} &= A\mathbf{X}_tA^* + B\mathbf{U}_tB^*, & \mathbf{X}_0 &= \mathbb{E}[x_0 x_0^*], \\ \mathbf{U}_t &= \mathbf{\Gamma} \circ (C\mathbf{X}_tC^*). \end{aligned} \quad (56)$$

Now let $\hat{\mathbf{U}}$ be an eigenmatrix of \mathbb{L} as (55). Then

$$\begin{aligned}\hat{\mathbf{U}} &= \frac{1}{\rho(\mathbb{L})} \mathbb{L}(\hat{\mathbf{U}}) = \frac{1}{\rho(\mathbb{L})} \Gamma \circ \left(\sum_{\tau=0}^{\infty} M_{\tau} \hat{\mathbf{U}} M_{\tau}^* \right) \\ &= \frac{1}{\rho(\mathbb{L})} \Gamma \circ \left(C \sum_{t=0}^{\infty} A^t B \hat{\mathbf{U}} B^* A^{*t} C^* \right) \\ &=: \Gamma \circ \left(C \hat{\mathbf{X}} C^* \right),\end{aligned}$$

where $\hat{\mathbf{X}} := \frac{1}{\rho(\mathbb{L})} \sum_{t=0}^{\infty} A^t B \hat{\mathbf{U}} B^* A^{*t}$ is the worst-case covariance of the state. It can be calculated from $\hat{\mathbf{U}}$ using the following algebraic Lyapunov equation

$$\hat{\mathbf{X}} - A \hat{\mathbf{X}} A^* = \frac{1}{\rho(\mathbb{L})} B \hat{\mathbf{U}} B^*.$$

Note that setting $\mathbf{X}_0 = \hat{\mathbf{X}}$ yields $\mathbf{U}_0 = \hat{\mathbf{U}}$. By substituting $\mathbf{W}_t = 0$ in (34) and carrying out the same argument in the necessity proof of Theorem 3.2, we obtain

$$\mathbf{U}_{T_k} \geq \mathbb{L}_T^k(\hat{\mathbf{U}}) \geq (\rho(\mathbb{L}) - \epsilon c)^k \hat{\mathbf{U}} =: \alpha^k \hat{\mathbf{U}}.$$

This calculation shows that $\{\mathbf{U}_{T_k}\}$ is a geometrically growing sequence since ϵ can be chosen small enough so that $\alpha > 1$. Consequently, by (56), we have

$$\mathbf{X}_{T_{k+1}} = A \mathbf{X}_{T_k} A^* + B \mathbf{U}_{T_k} B^* \geq \alpha^k B \hat{\mathbf{U}} B^*,$$

and therefore $\{\mathbf{X}_{T_{k+1}}\}$ is also a geometrically growing sequence.

VII. CONCLUSIONS AND DISCUSSION

In this paper, we have study the Mean-Square Stability (MSS) and performance of linear time-invariant systems in feedback with stochastic disturbances. We derive the necessary and sufficient conditions of MSS by adopting a purely input/output approach, and thus state space realizations are treated as a special case. Our treatment leads to uncover a linear operator whose (1) spectral radius fully characterizes the conditions of MSS, and whose (2) ‘‘Perron-Frobenius Eigenmatrix’’ characterizes the fastest growing modes of the covariances when MSS is lost.

This paper treats the discrete-time setting where the stochastic disturbances are all white in time but are allowed to have ‘‘spatial correlations’’. Future work in this line of research includes addressing the continuous-time setting and generalizing the analysis for stochastic disturbances that are correlated in time as well.

REFERENCES

- [1] K. Zhou, J. Doyle, K. Glover, *et al.*, *Robust and optimal control*, vol. 40. Prentice Hall Upper Saddle River, NJ, 1996.
- [2] A. Packard and J. Doyle, ‘‘The complex structured singular value,’’ *Automatica*, vol. 29, no. 1, pp. 71–109, 1993.
- [3] J. L. Willems and J. C. Willems, ‘‘Feedback stabilizability for stochastic systems with state and control dependent noise,’’ *Automatica*, vol. 12, no. 3, pp. 277–283, 1976.
- [4] J. Willems, ‘‘Stability criteria for stochastic systems with colored multiplicative noise,’’ *Acta Mechanica*, vol. 23, no. 3, pp. 171–178, 1975.
- [5] G. Blankenship, ‘‘Stability of linear differential equations with random coefficients,’’ *Automatic Control, IEEE Transactions on*, vol. 22, no. 5, pp. 834–838, 1977.

- [6] S. Boyd, L. El Ghaoui, E. Feron, and V. Balakrishnan, *Linear matrix inequalities in system and control theory*. SIAM, 1994.
- [7] L. El Ghaoui, ‘‘State-feedback control of systems with multiplicative noise via linear matrix inequalities,’’ *Systems & Control Letters*, vol. 24, no. 3, pp. 223–228, 1995.
- [8] N. Elia, ‘‘Remote stabilization over fading channels,’’ *Systems & Control Letters*, vol. 54, no. 3, pp. 237–249, 2005.
- [9] D. Hinrichsen and A. Pritchard, ‘‘Stability radii for infinite dimensional systems with stochastic uncertainty,’’ in *Proc. 3rd. European Control Conf.*, pp. 3291–3293, Citeseer, 1995.
- [10] A. El Bouhtouri and A. Pritchard, ‘‘Stability radii of linear systems with respect to stochastic perturbations,’’ *Systems & control letters*, vol. 19, no. 1, pp. 29–33, 1992.
- [11] J. Lu and R. Skelton, ‘‘Mean-square small gain theorem for stochastic control: discrete-time case,’’ *Automatic Control, IEEE Transactions on*, vol. 47, no. 3, pp. 490–494, 2002.
- [12] M. Dahleh and Y. Ohta, ‘‘A necessary and sufficient condition for robust bibo stability,’’ *Systems & control letters*, vol. 11, no. 4, pp. 271–275, 1988.
- [13] A. Megretski, ‘‘Necessary and sufficient conditions of stability: A multiloop generalization of the circle criterion,’’ *Automatic Control, IEEE Transactions on*, vol. 38, no. 5, pp. 753–756, 1993.
- [14] B. Bamieh and M. Dahleh, ‘‘On robust stability with structured time-invariant perturbations,’’ *Systems & control letters*, vol. 21, no. 2, pp. 103–108, 1993.
- [15] J. Doyle, J. Wall, and G. Stein, ‘‘Performance and robustness analysis for structured uncertainty,’’ in *Decision and Control, 1982 21st IEEE Conference on*, vol. 21, pp. 629–636, IEEE, 1982.
- [16] M. Khammash and J. Pearson Jr, ‘‘Performance robustness of discrete-time systems with structured uncertainty,’’ *Automatic Control, IEEE Transactions on*, vol. 36, no. 4, pp. 398–412, 1991.
- [17] J. Shamma, ‘‘Robust stability with time-varying structured uncertainty,’’ *Automatic Control, IEEE Transactions on*, vol. 39, no. 4, pp. 714–724, 1994.
- [18] M. Fan, A. Tits, and J. Doyle, ‘‘Robustness in the presence of mixed parametric uncertainty and unmodeled dynamics,’’ *Automatic Control, IEEE Transactions on*, vol. 36, no. 1, pp. 25–38, 1991.
- [19] J. Doyle, ‘‘Structured uncertainty in control system design,’’ in *Decision and Control, 1985 24th IEEE Conference on*, vol. 24, pp. 260–265, IEEE, 1985.
- [20] C. A. Desoer and M. Vidyasagar, *Feedback systems: input-output properties*, vol. 55. SIAM, 2009.
- [21] L. Ljung, *System identification*. Wiley Online Library, 1999.
- [22] I. Coope, ‘‘On matrix trace inequalities and related topics for products of hermitian matrices,’’ *Journal of mathematical analysis and applications*, vol. 188, no. 3, pp. 999–1001, 1994.
- [23] H. Tigelaar, ‘‘On monotone linear operators and the spectral radius of their representing matrices,’’ *SIAM Journal on Matrix Analysis and Applications*, vol. 12, p. 726, 1991.
- [24] A. Berman and R. Plemmons, *Nonnegative matrices in the mathematical sciences*, vol. 9. Society for Industrial Mathematics, 1994.
- [25] P. Parrilo and S. Khatri, ‘‘On cone-invariant linear matrix inequalities,’’ *Automatic Control, IEEE Transactions on*, vol. 45, no. 8, pp. 1558–1563, 2000.
- [26] D. Angeli and E. D. Sontag, ‘‘Monotone control systems,’’ *Automatic Control, IEEE Transactions on*, vol. 48, no. 10, pp. 1684–1698, 2003.
- [27] R. Horn and R. Mathias, ‘‘Block-matrix generalizations of schur’s basic theorems on hadamard products,’’ *Linear Algebra and its Applications*, vol. 172, pp. 337–346, 1992.
- [28] F. Riesz and B. Sz.-Nagy, *Functional Analysis*. Dover, 1990.
- [29] B. Bamieh and P. G. Voulgaris, ‘‘A convex characterization of distributed control problems in spatially invariant systems with communication constraints,’’ *Systems & Control Letters*, vol. 54, no. 6, pp. 575–583, 2005.

APPENDIX

A. Independence

For any two independent random variables a and b , $\mathbb{E}[ab] = \mathbb{E}[a] \mathbb{E}[b]$. Let X , Y and Z be (possibly matrix-valued)

random variables. Assume Y is independent of X and Z . Then

$$\begin{aligned}
\mathbb{E}[XYZ] &= \mathbb{E}\left[\sum_{j,k} x_{ij}y_{jk}z_{kl}\right] = \sum_{j,k} \mathbb{E}[x_{ij}y_{jk}z_{kl}] \\
&= \sum_{j,k} \mathbb{E}[x_{ij}z_{kl}] \mathbb{E}[y_{jk}] \\
&= \sum_{j,k} \mathbb{E}\left[x_{ij} \mathbb{E}[y_{jk}] z_{kl}\right] \\
&= \mathbb{E}\left[X \mathbb{E}[Y] Z\right] \tag{57}
\end{aligned}$$

B. Monotone Systems and Signals

For linear monotone systems, it is first shown that positive feedback interconnections are also monotone. It is then shown that a time-invariant monotone system preserves signals' temporal order.

Begin with general comments about causal discrete-time systems. Signals are identified with ℓ , the set of vector-valued sequences over \mathbb{Z}^+ . A causal linear system $\mathcal{G} : \ell \rightarrow \ell$ is a mapping on ℓ , and it can be identified with a lower-triangular semi-infinite matrix. A (possibly unstable) positive feedback system is *well posed* if $(I - \mathcal{G})^{-1} : \ell \rightarrow \ell$ is well defined.

Let $P_T : \ell \rightarrow \ell_T$ be the ‘‘projection’’

$$(P_T f)(t) := f(t), \quad t \leq T,$$

where $\ell_T := \{f : \{0, \dots, T\} \rightarrow \mathbb{R}^n\}$ is the space of finite sequences of length $T + 1$. With a slight abuse of notation, define the ‘‘injection’’ $P_T^\dagger : \ell_T \rightarrow \ell$ by

$$(P_T^\dagger f)(t) := \begin{cases} f(t) & t \leq T \\ 0 & t > T \end{cases}.$$

Clearly $P_T P_T^\dagger = I$, and for any system \mathcal{G} , $P_t \mathcal{G} P_T^\dagger$ is the finite matrix ‘‘upper left block’’ of its semi-infinite matrix representation. It can be thought of as a finite time-horizon restriction of \mathcal{G} . Causality of \mathcal{G} implies that

$$P_T \mathcal{G}^n P_T^\dagger = (P_T \mathcal{G} P_T^\dagger)^n$$

for any power n , and if \mathcal{G}^{-1} exists, then

$$P_T \mathcal{G}^{-1} P_T^\dagger = (P_T \mathcal{G} P_T^\dagger)^{-1}.$$

We finally note that while $P_T^\dagger P_T \neq I$, for any causal system \mathcal{G} , and any time T we have

$$P_T \mathcal{G} P_T^\dagger P_T = P_T \mathcal{G}$$

1) Feedback Interconnections:

Theorem A.1: The sum, cascade and positive feedback interconnections of causal monotone linear systems are monotone.

Proof: Closure under sums and cascades is obvious from the definition (24). This in particular implies that powers \mathcal{M}^n of any monotone system \mathcal{M} are also monotone. Therefore, if the Neuman series

$$(I - \mathcal{M})^{-1} = \sum_{n=0}^{\infty} \mathcal{M}^n$$

can be shown to converge in an appropriate sense, then positive feedback interconnections are also monotone. A convergence argument is now given. It is similar to successive iteration schemes for Volterra operators [28] (see also [29, Appendix]).

Consider the partial series product

$$\begin{aligned}
P_T(I - \mathcal{M})P_T^\dagger P_T \left(\sum_{n=0}^N \mathcal{M}^n \right) P_T^\dagger \\
= P_T(I - \mathcal{M}) \left(\sum_{n=0}^N \mathcal{M}^n \right) P_T^\dagger = I - P_T \mathcal{M}^{N+1} P_T^\dagger \\
= I - \left(P_T \mathcal{M} P_T^\dagger \right)^{N+1}, \tag{58}
\end{aligned}$$

where the last equality follows from the causality of \mathcal{M} . Strict causality of \mathcal{M} means $P_T \mathcal{M} P_T^\dagger$ is just a $(T + 1) \times (T + 1)$ strictly lower-triangular matrix. It is therefore nilpotent and

$$\left(P_T \mathcal{M} P_T^\dagger \right)^{N+1} = 0, \quad N \geq T.$$

The conclusion is then that

$$P_T(I - \mathcal{M})^{-1} P_T^\dagger = \left(P_T(I - \mathcal{M}) P_T^\dagger \right)^{-1} = P_T \left(\sum_{n=0}^T \mathcal{M}^n \right) P_T^\dagger.$$

This means that for each T , the finite horizon restriction $P_T(I - \mathcal{M})^{-1} P_T^\dagger$ is monotone, and therefore the system $(I - \mathcal{M})^{-1}$ itself must be monotone. ■

2) *Preserving Monotonicity of Signals:* For time invariant systems, the above definition of monotonicity has an additional implication in that non-decreasing input sequences produce non-decreasing output sequences. Consider the input-output pair $\mathbf{Y} = \mathcal{M}(\mathbf{U})$. Let \mathcal{S} be the right shift operator on sequences

$$(\mathcal{S}\mathbf{U})(t) := \begin{cases} \mathbf{U}(t-1), & t \geq 1, \\ 0, & t = 0. \end{cases}$$

The time invariance of \mathcal{M} means that $\mathcal{M}\mathcal{S}^n = \mathcal{S}^n\mathcal{M}$ for all powers $n \geq 1$. Recall that a signal is said to be *monotone* (or *non-decreasing*) if

$$t_1 \leq t_2 \implies \mathbf{U}(t_1) \leq \mathbf{U}(t_2).$$

An equivalent condition for a signal to be monotone is

$$\forall n \geq 1, \quad \mathcal{S}^n \mathbf{U} \leq \mathbf{U},$$

where the relation \leq is the pointwise ordering on signals (23). Now calculate that for any $n \geq 1$

$$\mathcal{S}^n \mathbf{Y} = \mathcal{S}^n \mathcal{M}(\mathbf{U}) = \mathcal{M}(\mathcal{S}^n \mathbf{U}) \leq \mathcal{M}(\mathbf{U}) = \mathbf{Y},$$

where the inequality follows from \mathcal{M} being monotone together with \mathbf{U} being nondecreasing. One can therefore conclude that a *time-invariant monotone system preserves monotonicity of signals*.

C. Proof of Lemma 2.1

First observe that the mappings from the exogenous inputs to all signals in the loop are

$$\begin{bmatrix} u \\ y \\ v \\ r \end{bmatrix} = \begin{bmatrix} (I - \Gamma\mathcal{M})^{-1} & \Gamma(I - \mathcal{M}\Gamma)^{-1} \\ (I - \mathcal{M}\Gamma)^{-1}\mathcal{M} & \mathcal{M}\Gamma(I - \mathcal{M}\Gamma)^{-1} \\ (I - \mathcal{M}\Gamma)^{-1}\mathcal{M} & (I - \mathcal{M}\Gamma)^{-1} \\ \Gamma(I - \mathcal{M}\Gamma)^{-1}\mathcal{M} & \Gamma(I - \mathcal{M}\Gamma)^{-1} \end{bmatrix} \begin{bmatrix} w \\ d \end{bmatrix}. \quad (59)$$

Thus one needs to investigate the causal dependencies of all the four mappings in the matrix of (59). Consider first the mapping $(I - \mathcal{M}\Gamma)^{-1}$. Over the time horizon $[0, t]$ this operator can be written in partitioned matrix form as

$$\begin{bmatrix} I & & & \\ -M_1\Gamma_0 & I & & \\ & \ddots & \ddots & \\ -M_t\Gamma_0 & \cdots & -M_1\Gamma_{t-1} & I \end{bmatrix}^{-1} = \begin{bmatrix} I & & & \\ & \ddots & & \\ * & & & I \end{bmatrix}$$

Note the strictly block lower-triangular structure of $\mathcal{M}\Gamma$ which is a consequence of the strict causality of \mathcal{M} . The $*$ blocks are functions of $\Gamma_0, \dots, \Gamma_{t-1}$, and are independent of $\Gamma_\tau, \tau \geq t$.

Using this we write the equation for u over the time horizon

$$\begin{bmatrix} u_0 \\ \vdots \\ u_t \end{bmatrix} = \begin{bmatrix} I & & \\ & \ddots & \\ * & & I \end{bmatrix} \begin{bmatrix} w_0 \\ \vdots \\ w_t \end{bmatrix} + \begin{bmatrix} \Gamma_0 & & \\ & \ddots & \\ & & \Gamma_t \end{bmatrix} \begin{bmatrix} I & & \\ & \ddots & \\ * & & I \end{bmatrix} \begin{bmatrix} d_0 \\ \vdots \\ d_t \end{bmatrix}$$

Now recall that all noise terms $\{\Gamma_t\}$, $\{d_t\}$ and $\{w_t\}$ are assumed mutually independent. The equation above shows that $\{u_0, \dots, u_t\}$ are a function of only past and present values of $\{\Gamma_t\}$, $\{d_t\}$ and $\{w_t\}$.

It is now clear that by repeating the above argument for each of the signals that whenever Γ is preceded by the operator \mathcal{M} , the dependence on the present value of Γ is killed by the strict causality of \mathcal{M} . Therefore, the following conclusion can be stated: for any signal in (59) that involves Γ only when it is preceded by the mapping \mathcal{M} (namely the signals y and v), present values of that signal are independent of current and future values of Γ . Otherwise (namely the signals u and r), their present values are independent of future values of Γ only.

D. Some Properties of the Hadamard Product

Let π be a permutation matrix, this means each row and each column contains exactly one non-zero element equal to 1. A non-zero element in location ij implies that the j 'th component of a vector is mapped to the i 'th component of the vector. Thinking of the inverse operation, clearly $\pi^{-1} = \pi^*$. There are in general no simple relations between the regular matrix product and the Hadamard product. However, for permutation matrices, we have the simple relation

$$\pi_1 (A \circ B) \pi_2 = (\pi_1 A \pi_2) \circ (\pi_1 B \pi_2), \quad (60)$$

which is obviously true since for any matrix M , the matrix $\pi_1 M \pi_2$ is simply a rearrangement of its entries.

E. Proof of Necessity in Lemma 3.1

“only if”) To simplify notation, assume $\Gamma = 1$. The general case follows by scaling. It will be shown next that if $\|\mathcal{M}\|_2^2 \geq 1$, w is a white, constant variance process and $d = 0$, then \mathbf{u} is an unbounded sequence.

From (26), (19), (27) and (8) the sequence \mathbf{u} satisfies the following recursion

$$\mathbf{u}_t = \mathbf{y}_t + \mathbf{w}_t = \sum_{\tau=0}^t M_{t-\tau}^2 \mathbf{u}_\tau + \mathbf{w}_t. \quad (61)$$

This recursion may not be of finite order (e.g. if $\{M_t\}$ is not FIR) and it is therefore not clear how to use it to estimate the growth of \mathbf{u} . However, it can be replaced with a simple recursive *inequality* for a subsequence of \mathbf{u} , for which a growth estimate is immediately obtained. This is the essence of the remainder of the proof.

Note that the quantity $\alpha := \sum_{\tau=0}^T M_\tau^2$ can be made arbitrarily close to $\|\mathcal{M}\|_2^2 \geq 1$ by choosing the time horizon T sufficiently large. It will now be shown that the subsequence $\{\mathbf{u}_{Tk}; k \in \mathbb{Z}^+\}$ is unbounded. First, the non-negativity of all sequences in (61) gives a recursive *inequality* for the subsequence $\{\mathbf{u}_{Tk}\}$

$$\begin{aligned} \mathbf{u}_{Tk} &= \sum_{\tau=0}^{Tk} M_{Tk-\tau}^2 \mathbf{u}_\tau + \mathbf{w}_{Tk} \\ &\geq \sum_{\tau=T(k-1)}^{Tk} M_{Tk-\tau}^2 \mathbf{u}_\tau + \mathbf{w}_{Tk} \\ &\geq \left(\sum_{\tau=0}^T M_\tau^2 \right) \min_{T(k-1) \leq \tau \leq Tk} \mathbf{u}_\tau + \mathbf{w}_{Tk} \\ &= \alpha \mathbf{u}_{T(k-1)} + \mathbf{w}_{Tk}, \end{aligned}$$

where the last equality follows from the monotonicity of the sequence \mathbf{u} . The above is a difference inequality which has the initial condition $\mathbf{u}_0 = \mathbf{r}_0 + \mathbf{w}_0 = \mathbf{w}_0$ ($\mathbf{r}_0 = 0$ since $d = 0$ and \mathcal{M} is strictly causal). A simple induction argument gives

$$\mathbf{u}_{Tk} \geq \sum_{r=0}^k \alpha^r \mathbf{w}_{T(k-r)} \quad (62)$$

which is a convolution of $\{\alpha^k\}$ with the subsequence $\{\mathbf{w}_{Tk}\}$. Now if $\|\mathcal{M}\|_2 > 1$, then a time horizon T can be chosen such that $\sum_{\tau=0}^T M_\tau^2 =: \alpha > 1$. The monotonicity of the sequence \mathbf{d} and (62) implies that $\{\mathbf{u}_{Tk}\}$ (and thus \mathbf{u}) is a geometrically increasing sequence.

The case $\|\mathcal{M}\|_2 = 1$ is slightly more delicate. T can be chosen such that α is as close to 1 as desired. For $\alpha < 1$ one also has

$$\lim_{k \rightarrow \infty} (\alpha^k + \cdots + \alpha + 1) = \frac{1}{1 - \alpha}.$$

For any $\epsilon > 0$, k can be chosen such that²

$$\mathbf{u}_{Tk} \geq \frac{\mathbf{w}_0}{1 - \alpha} - \epsilon.$$

² \mathbf{d}_0 is chosen as a simple lower bound on the entire sequence \mathbf{d} . Other choices can produce better lower bounds on \mathbf{u} .

Now given any lower bound B , choose T and k such that α is sufficiently close to 1 and ϵ is sufficiently small so that

$$\mathbf{u}_{Tt} \geq \frac{w_0}{1-\alpha} - \epsilon > B.$$

This proves that \mathbf{u} is an unbounded sequence even though it may not have geometric growth in the case $\|\mathcal{M}\|_2 = 1$.

F. Lemmas Used in the Proof of Necessity in Theorem 3.2

Throughout this appendix, let $\lambda_{\max}(A)$, $\lambda_{\min}(A)$ and $\|A\|$ denote the largest eigenvalue, smallest eigenvalue, and the spectral norm of any matrix A , respectively. As the rest of the paper, matrix inequalities are understood as semi-definite ordering on matrices. Note that if $A \geq 0$, then $\|A\| = \lambda_{\max}(A)$. Furthermore, let $\mathcal{N}(A)$ and $\mathcal{R}(A)$ denote the null space and range space of A , respectively. We now present two lemmas that are required for the proof of necessity for Theorem 3.2.

Lemma A.2: Let $A, B \in \mathbb{R}^{n \times n}$, such that $0 \leq B \leq A$. Then $\mathcal{N}(A) \subseteq \mathcal{N}(B)$.

Proof: Since $0 \leq B \leq A$, then $\forall v \in \mathbb{R}^n$ we have $0 \leq v^* B v \leq v^* A v$. Particularly, let $v \in \mathcal{N}(A)$, then $v^* A v = 0$ which implies that $v^* B v = 0$ as well. We are now left with proving that $Bv = 0$.

Let $B = U\Sigma U^*$ be the eigendecomposition of B , then $v^* U \Sigma U^* v = 0$. Setting $w := U^* v$ yields $w^* \Sigma w = 0$ which implies that $\Sigma w = 0$ (because Σ is diagonal with nonnegative entries). Finally, we have $Bv = U \Sigma U^* v = U \Sigma w = 0$, which completes the proof. ■

Lemma A.3: Let $A, B \in \mathbb{R}^{n \times n}$ and $\rho, \epsilon > 0$ such that $0 \leq B \leq \rho A$ and $\|\rho A - B\| \leq \epsilon \|A\|$. Then $\exists c > 0$ such that $B \geq (\rho - \epsilon c)A$.

Proof: The proof is carried out for the case where $A > 0$ first. Then the result is exploited to prove the more general case where $A \geq 0$.

“ $A > 0$ ”) $\forall v \in \mathbb{R}^n$, we have

$$v^*(\rho A - B)v \leq \|\rho A - B\| \|v\|^2 \leq \epsilon \|A\| \|v\|^2,$$

where the first inequality follows by noting that $\rho A - B \geq 0$ and thus $\lambda_{\max}(\rho A - B) = \|\rho A - B\|$. Recalling that $v^* A v \geq \lambda_{\min}(A) \|v\|^2$ and $A > 0$ (i.e. $\lambda_{\min}(A) > 0$), we obtain the following upper bound

$$\epsilon \|A\| \|v\|^2 \leq \epsilon \|A\| \frac{1}{\lambda_{\min}(A)} v^* A v =: \epsilon c v^* A v,$$

where $c := \lambda_{\max}(A) / \lambda_{\min}(A)$ is the condition number of A . Now, $\forall v \in \mathbb{R}^n$, $v^*(\rho A - B)v \leq \epsilon c v^* A v$ which implies that $\rho A - B \leq \epsilon c A$. Finally, rearranging the last inequality completes the proof.

“ $A \geq 0$ ”) Let $r < n$ denote the rank of A so that its eigendecomposition can be written as

$$A = U \Sigma U^* = \begin{bmatrix} U_1 & U_2 \\ & \vdots \end{bmatrix} \begin{bmatrix} \Sigma_r & 0 \\ 0 & 0 \end{bmatrix} \begin{bmatrix} U_1^* \\ U_2^* \\ \vdots \end{bmatrix},$$

where U is a unitary matrix and Σ_r is a diagonal matrix with strictly positive entries. Before we continue the proof, observe that this matrix partitioning indicates that

- $\mathcal{N}(A) = \mathcal{R}(U_2)$, and thus $AU_2 = 0$.
- $A = U_1 \Sigma_r U_1^*$ and thus $U_1^* A U_1 > 0$ (since $U_1^* U_1 = I$).

- Lemma A.2 guarantees that $\mathcal{N}(A) \subseteq \mathcal{N}(B)$, and thus $AU_2 = BU_2 = 0$.

Multiplying all sides of the inequality $0 \leq B \leq \rho A$ by U^* from the left and U from the right preserves its ordering, then $0 \leq U^* B U \leq \rho U^* A U$ which implies

$$0 \leq \begin{bmatrix} U_1^* B U_1 & \vdots & 0 \\ \vdots & \ddots & \vdots \\ 0 & \vdots & 0 \end{bmatrix} \leq \begin{bmatrix} \rho U_1^* A U_1 & \vdots & 0 \\ \vdots & \ddots & \vdots \\ 0 & \vdots & 0 \end{bmatrix}.$$

This is a consequence of $AU_2 = BU_2 = 0$ and $U_2^* A = U_2^* B = 0$. Define $A_{11} := U_1^* A U_1$ and $B_{11} := U_1^* B U_1$, then we have

$$0 \leq B_{11} \leq \rho A_{11}. \quad (63)$$

Furthermore, recalling that $\|\rho A - B\| \leq \epsilon \|A\|$, and knowing that the spectral norm of a matrix is preserved under multiplications by unitary matrices, we obtain $\|U^*(\rho A - B)U\| \leq \epsilon \|U^* A U\|$ which implies

$$\|\rho A_{11} - B_{11}\| \leq \epsilon \|A_{11}\|. \quad (64)$$

Since $A_{11} > 0$, the first part of the proof (“ $A > 0$ ”) can be invoked here by exploiting (63) and (64) to obtain $B_{11} \geq (\rho - \epsilon c)A_{11}$ where $c := \lambda_{\max}(A_{11}) / \lambda_{\min}(A_{11})$. This implies that

$$\begin{bmatrix} U_1^* B U_1 & \vdots & 0 \\ \vdots & \ddots & \vdots \\ 0 & \vdots & 0 \end{bmatrix} \geq (\rho - \epsilon c) \begin{bmatrix} U_1^* A U_1 & \vdots & 0 \\ \vdots & \ddots & \vdots \\ 0 & \vdots & 0 \end{bmatrix}.$$

Finally, multiplying both sides of the inequality by U from the left and U^* from the right completes the proof because

$$U^* A U = \begin{bmatrix} U_1^* A U_1 & \vdots & 0 \\ \vdots & \ddots & \vdots \\ 0 & \vdots & 0 \end{bmatrix} \implies U \begin{bmatrix} U_1^* A U_1 & \vdots & 0 \\ \vdots & \ddots & \vdots \\ 0 & \vdots & 0 \end{bmatrix} U^* = A,$$

and the same reasoning holds for B . ■