

REGULARITY OF OPTIMAL TRANSPORT BETWEEN PLANAR CONVEX DOMAINS

OVIDIU SAVIN AND HUI YU

ABSTRACT. For $0 < p < +\infty$, we prove a global $W^{2,p}$ -estimate for potentials of optimal transport maps between convex domains in the plane. Among the tools developed for that purpose are obliqueness in general convex domains and estimates for the growth of eccentricity of sections of the potentials.

1. INTRODUCTION

Given domains U_1 and U_2 in \mathbb{R}^d with the same volume, the optimal transport, in its most basic form, is a map $T : U_1 \rightarrow U_2$ that minimizes the cost of transportation

$$\int_{U_1} |Tx - x|^2 dx$$

over all measure preserving maps T from U_1 to U_2 . Besides its intrinsic interest, the past two decades witnessed an almost explosive amount of applications of this theory to probability, geometry, PDEs, and many other branches of mathematics which a priori do not seem related, see for example the book by Villani [V].

Part of this popularity is due to the pioneering work by Brenier [B], which contains a very flexible existence theory as well as the fact that $T = \nabla\psi$ for some convex function ψ , which is often called the potential of T . The regularity of this map turns out to be much more delicate. Though partial regularity can be established for general domains (see [DF],[FK],[GO]), it was observed by Caffarelli [C4] that even for the continuity of T , convexity of U_1 and U_2 becomes necessary. Under this convexity assumption it was proved in the same work that the map is smooth in the *interior* of U_1 , following from the key observation that the potential ψ solves the Monge-Ampère equation

$$(1.1) \quad \det(D^2\psi) = \chi_{U_1} \text{ in } \mathbb{R}^d$$

in the Alexandrov sense, which makes the theory developed by Caffarelli in [C1], [C2], [C3] applicable. Convexity of the domains and (1.1) also imply the doubling property of the Monge-Ampère measure of ψ at ∂U_1 . Exploiting this, Caffarelli proved in [C5] that T is Hölder continuous *up to the boundary* of U_1 for some small Hölder exponent $\delta > 0$.

For general dimensions d , to go beyond this global C^δ -estimate seems to require more regularity of the domains, since at points near ∂U_1 the sections/ level sets of ψ are heavily influenced by the geometry of the boundary. For C^2 and uniformly convex domains, Caffarelli showed in [C6] that $T \in C^{1,\alpha}$ up to the boundary. Independently, Urbas [U] obtained the same result under the slightly stronger C^3

O. S. is supported by NSF grant DMS-1500438.

condition on the domains. Very recently the regularity assumptions on the two domains were weakened by Chen-Liu-Wang [CLW] to $C^{1,1}$ and convexity.

The purpose of this work is to show that in the plane one can go beyond C^δ without further assumption on the domains other than convexity. To be precise, our main result is the following:

Theorem 1.1. *Let U_1 and U_2 be bounded convex domains in \mathbb{R}^2 of area 1, and let ψ be the potential for the optimal transport between U_1 and U_2 .*

Given $\varepsilon > 0$, we have

$$\|D^2\psi(x)\| \leq C(\varepsilon) \operatorname{dist}(x, \partial U_1)^{-\varepsilon}, \quad \forall x \in U_1,$$

for some constant $C(\varepsilon)$ depending on ε and the maximal diameters of U_1 and U_2 .

In particular, given any $p < \infty$,

$$\|D^2\psi\|_{\mathcal{L}^p(\overline{U_1})} \leq C(p)$$

for some $C(p)$ depending only on p and the diameters of U_1 and U_2 .

This gives global C^α -regularity of the optimal transport for any $\alpha \in (0, 1)$.

To see why such a global estimate can be quite subtle, one might draw a comparison with the Dirichlet problem as in Wang [W], Trudinger-Wang [TW], and more recent works of the first-named author [S1], [S2]. In all these works, strong regularity of the boundary (C^2 or C^3) are needed to tame the influence of the boundary on the geometry of sections. To get estimates in very rough domains as in our case requires new ideas, and these ideas and tools developed here will hopefully prove valuable for future study of Monge-Ampère equation in domains with low regularity.

Unlike the Dirichlet problem, the natural boundary condition for our problem is the so-called second boundary condition, namely,

$$(1.2) \quad \nabla\psi(\partial U_1) = \partial U_2.$$

It was observed by Caffarelli [C6] and Urbas [U] that in smooth domains this condition implies obliqueness, that is, the angle between the normal at $x_0 \in \partial U_1$ and the normal at $\nabla\psi(x_0) \in \partial U_2$ is uniformly bounded away from $\pi/2$. Thus up to an affine transformation, ∂U_1 and ∂U_2 cut the sections in the same direction at corresponding points.

To get obliqueness for general convex domains, one first needs a replacement for normal vectors at non-differentiable points at the boundary. Our choice is the left and right tangent rays, which are respectively the critical supporting rays to the domain in the clockwise and counter-clockwise direction. The precise definition is given in the third section. In the same section, it is shown that at corresponding points, the angle between these tangent rays are bounded away from $\pi/2$.

Together with the duality between the sections of ψ and of the potential of the inverse of T , this obliqueness leads to a growth control over the eccentricity of the sections of ψ , which is equivalent to a pointwise $C^{1,\alpha}$ estimate, for any $\alpha \in (0, 1)$. The main result follows by compactness by applying such an argument to a family of *normalized solutions*, depending only on the inner and outer radii of the domains.

This paper is organized as follows. In the second section the reader can find some preliminary results and definitions that are used throughout the paper. In particular we introduce a compact family of solutions $\mathcal{S}(\delta)$ that contain our potentials as well as their renormalizations. Most of the estimates are written in terms of the

geometry of the sections of the potentials belonging to this family. In the third section is the proof for obliqueness, which is used in the fourth section to control the growth of the eccentricity. In the last section we combine all these ingredients and give the proof of the main result.

2. SECTIONS, ELLIPSES AND THE FAMILY OF NORMALIZED SOLUTIONS

To simplify certain statements, we first introduce some geometric notions.

Given an ellipse E , we write $E = x_0 + \{\lambda e_{short} + \Lambda e_{long}\}$, where x_0 is the centre, λ and Λ denote the lengths of the long and short axes, and e_{short} and e_{long} are the directions of the corresponding axes. E^\perp denotes the perpendicular ellipse, namely, $E^\perp = x_0 + \{\Lambda e_{short} + \lambda e_{long}\}$.

The shape of an ellipse is described by the following quantity:

Definition 2.1. Given an ellipse $E = x_0 + \{\lambda e_{short} + \Lambda e_{long}\}$, its eccentricity is defined to be the ratio between its long axis and short axis, namely,

$$\eta(E) = \Lambda/\lambda.$$

Definition 2.2. Given two vectors v_1 and v_2 , we use $\omega(v_1, v_2)$ to denote the angle between them.

Definition 2.3. Given a vector e and $0 \leq \theta \leq \pi$, the cone with direction e and opening θ is defined as

$$\Gamma(e, \theta) := \{\lambda v \mid \lambda > 0, \omega(v, e) < \theta\}.$$

We assume U_1 and U_2 are two bounded convex domains in \mathbb{R}^2 with of area 1.

We use $\psi : U_1 \rightarrow \mathbb{R}$ to denote a convex function whose gradient is the optimal transport from U_1 to U_2 , its existence a consequence of [B]. Moreover, we extend ψ to the entire plane as the following function, still denoted by ψ :

$$x \mapsto \sup_{y \in U_1} (\psi(y) + \nabla \psi(y) \cdot (x - y)).$$

We use φ to denote a convex function whose gradient is the optimal transport from U_2 to U_1 , and extended to \mathbb{R}^2 in a similar fashion. Here \cdot denotes the standard inner product of \mathbb{R}^2 .

In the following we often give statements for ψ while omitting analogous ones concerning φ .

The starting point of the regularity theory is the following observation that the convexity of U_2 implies (see [C4]):

Proposition 2.1. ψ is an Alexandrov solution to

$$\det(D^2\psi) = \chi_{U_1} \text{ in } \mathbb{R}^2.$$

For a systematic introduction to the Monge-Ampère equation interested readers can consult for example the classic book by Gutiérrez [G], the brief but insightful lectures by Figalli [F] or the book by Le-Mitake-Tran [LMT].

Sections are fundamental in the study of the Monge-Ampère equation.

Definition 2.4. The *centred* section of height h of ψ at x_0 is

$$S_h^c[\psi](x_0) = \{x \in \mathbb{R}^2 \mid \psi(x) < \psi(x_0) + p \cdot (x - x_0) + h\},$$

where $p \in \mathbb{R}^2$ is chosen so that its centre of mass is x_0 .

For the existence of such a vector p , see [C6]. Next we recall three properties of centered sections which were obtained in [C6].

The first one concerns the engulfing of sections, and it is a consequence of the doubling property of the Monge-Ampère measure.

Proposition 2.2. *Given $0 < t < \bar{t} < 1$, there is $\bar{s} = \bar{s}(t, \bar{t}) > 0$ such that if $x_1 \subset t S_h^c[\psi](x_0)$, then*

$$S_{sh}^c[\psi](x_1) \subset \bar{t} S_h^c[\psi](x_0) \text{ for all } s < \bar{s}.$$

Here $\bar{t} S_h^c[\psi](x_0)$ is the dilation with respect to the centre x_0 by a factor of \bar{t} .

The second property is an area bound for $S_h^c[\psi][x_0] \cap U_1$.

Proposition 2.3. *There are positive constants C universal and $c > 0$ depending only on the diameter of U_1 and U_2 , such that*

$$Ch \geq |S_h^c[\psi][x_0]| \quad \text{and} \quad |S_h^c[\psi][x_0] \cap U_1| \geq ch.$$

Proof. This is proved in Theorem 3.1 in [C6]. The bounds hold for all polynomially convex domains with the estimates depending on the dimension n , and parameters μ and λ , (see Lemma 3.1 in [C6]). All convex domains in the plane are polynomially convex, and μ and λ only depend on the inner and outer radii of the domains. \square

A consequence of Proposition 2.3 is the following result.

Proposition 2.4. *There is a positive constant κ , depending only on the inner and outer radii of U_1 and U_2 , such that for each $h > 0$ and $x_0 \in \bar{\Omega}_1$, we have an ellipse E_h of area equal to h such that up to a translation*

$$\kappa^{-1} E_h \subset S_h^c[\psi](x_0) \cap U_1 \quad \text{and} \quad S_h^c[\psi](x_0) \subset \kappa E_h,$$

$$\kappa^{-1} E_h^\perp \subset S_h^c[\varphi](\nabla\psi(x_0)) \cap U_2 \quad \text{and} \quad S_h^c[\varphi](\nabla\psi(x_0)) \subset \kappa E_h^\perp.$$

Such comparison with ellipses allows us to exploit the affine invariance of the problem. To be precise, let A be the affine transformation with $\det A = 1$ that maps E_h to a disk. Define the following normalizations

$$\Omega_1 = h^{-\frac{1}{2}} A U_1 \quad \text{and} \quad \Omega_2 = h^{-\frac{1}{2}} (A^{-1})^T U_2,$$

$$u(x) = \frac{1}{h} \psi(h^{\frac{1}{2}} A^{-1} x) \quad \text{and} \quad v(y) = \frac{1}{h} \varphi(h^{\frac{1}{2}} A^T y).$$

Up to a translation, we might assume $0 \in \partial\Omega_1 \cap \partial\Omega_2$ and $\nabla u(0) = \nabla v(0) = 0$. Up to a constant, we can also assume $u(0) = v(0) = 0$.

Following the definition of (u, v) , we know their sections of height 1 at the origin are comparable to the unit ball up to a factor $\bar{\delta}$ which depends only on the maximum of the diameters of U_1 and U_2 . Moreover, the corresponding ellipses for the sections of u and v are dual to each other.

In particular, all such normalizations of ψ and φ belong to the normalized family $\mathcal{S}(\bar{\delta})$ defined below. Even their limits will be contained in the family since we allow unbounded domains in the following definition.

Definition 2.5. For $\bar{\delta} > 0$, we say that $(u, v) \in \mathcal{S}(\bar{\delta})$ if $u, v : \mathbb{R}^2 \rightarrow \mathbb{R}$ are convex functions satisfying the following properties:

(1) There are (not necessarily bounded) convex sets Ω_1 and Ω_2 such that

$$0 \in \partial\Omega_1 \cap \partial\Omega_2$$

and $\Omega_2 = \nabla u(\Omega_1)$, $\Omega_1 = \nabla v(\Omega_2)$;

(2)

$$\det(D^2u) = \chi_{\Omega_1} \quad \text{in } \mathbb{R}^2, \quad \text{and} \quad u(0) = |\nabla u(0)| = 0.$$

(3) For $h \in (0, 1]$, there is a point x_h and an ellipsoid E_h centred at 0 of volume $h|B_1|$ such that

$$x_h + \bar{\delta}E_h \subset \Omega_1 \cap S_h^c[u](0) \quad \text{and} \quad S_h^c[u](0) \subset \bar{\delta}^{-1}E_h;$$

Moreover, $E_1 = B_1$.

(4) v satisfies similar properties as in 2) and 3) with Ω_1 replaced by Ω_2 and E_h replaced by E_h^\perp . Inside Ω_2 , v coincides with the Legendre transform of u .

Clearly the class $\mathcal{S}(\bar{\delta})$ remains invariant under the standard affine renormalization. Precisely, if $(u, v) \in \mathcal{S}(\bar{\delta})$ then $(u_h, v_h) \in \mathcal{S}(\bar{\delta})$ where

$$u_h(x) := \frac{1}{h}u(h^{\frac{1}{2}}A_h^{-1}x), \quad v_h(y) := \frac{1}{h}v(h^{\frac{1}{2}}A_h^T y), \quad h \in (0, 1],$$

and A_h is an affine transformation (i.e. $\det A_h = 1$) which maps E_h into $h^{\frac{1}{2}}B_1$.

Definition 2.6. If $(u, v) \in \mathcal{S}(\bar{\delta})$ we denote

$$\eta_u(h) := \eta(E_h),$$

as the eccentricity of the section $S_h^c[u](0)$.

If $A_h = A_h(u)$ is an affine transformation used in the renormalization above then

$$\eta_u(h) = \|A_h(u)\|^2.$$

Moreover, if $A_t(u_h)$ is an affine transformation which renormalizes the ellipsoid E_t corresponding to u_h then the product

$$A_t(u_h) A_h(u)$$

is an affine transformation which renormalizes u_{th} . In conclusion

$$(2.1) \quad \eta_u(th) = \|A_t(u_h) A_h(u)\|^2 \leq \eta_u(h) \eta_{u_h}(t).$$

The advantage of working with the family $\mathcal{S}(\bar{\delta})$ is given by the following compactness property.

Proposition 2.5 (Locally uniform C^{1, δ_0} estimate and compactness). *There is a dimensional $\delta_0 > 0$ such that given any compact set $K \subset \mathbb{R}^2$, there is a constant C depending only on K and $\bar{\delta} > 0$ such that*

$$\|u\|_{C^{1, \delta_0}(K)} \leq C \quad \text{and} \quad \|v\|_{C^{1, \delta_0}(K)} \leq C$$

for all $(u, v) \in \mathcal{S}(\bar{\delta})$.

Moreover, given a sequence $(u_n, v_n) \in \mathcal{S}(\bar{\delta})$, there is a subsequence converging locally uniformly to a pair $(u, v) \in \mathcal{S}(\bar{\delta})$.

Proof. This is essentially Caffarelli's global C^{1, δ_0} -estimate in [C5]. Since the domains Ω_i could be unbounded, we provide a few details.

By Lemma 4 in [C5], (2) in Definition 2.5 implies that there exists C_0 depending only on the dimension of the space such that all the sections centred at $x_0, x_1 \in \overline{\Omega}_1$ satisfy the engulfing property

$$(2.2) \quad x_1 \in S_t^c(x_0) \implies 2S_t^c[u](x_1) \subset S_{C_0 t}^c[u](x_0) \quad \forall t \geq 0.$$

It is not difficult to see that (3) in Definition 2.5 (applied to $x_0 = x_1 = 0$) and $S_1^c[u](0) \sim B_1$ give that for any R large we have

$$B_{4R} \subset S_{K_1}^c[u](0) \subset B_{K_2},$$

for some appropriate constants K_i depending on R and $\bar{\delta}$.

The first inclusion shows that $u \leq C(K_1)$ in B_{2R} and therefore $|\nabla u| \leq C(R, \bar{\delta})$ in B_R . The second inclusion shows that for some small $\varepsilon_0 > 0$,

$$S_t^c[u](x_0) \subset B_{C t^{\varepsilon_0}}(x_0) \quad \text{for all } t \leq 1,$$

which gives a polynomial modulus of strict convexity for u in $\overline{\Omega}_1 \cap B_R$.

This in turn implies v has bounded C^{1, δ_0} norm when restricted to the set of points which have supporting planes in $\overline{\Omega}_2 \cap B_R$, and the first conclusion of the Proposition follows. See also Remark 2.1 below.

Since we already established that u, v are uniformly bounded locally, we can extract a convergent subsequence and the fact that properties 1)-4) are preserved under uniform limits on compact sets is standard. \square

Remark 2.1. In [C5] it was proved that $v \in C^{1, \delta_0}$ in $\overline{\Omega}_2$, however we show here that this holds in the whole space.

First we claim that if z_0 is a point outside $\overline{\Omega}_2$, then the supporting plane l_{z_0} to v at z_0 coincides with v on some infinite ray that starts at some $y_0 \in \partial\Omega_2$ in the direction of z_0 . Indeed, since the Monge-Ampère measure of v vanishes outside Ω_2 we find that all the extremal points of the convex set $\{v = l_{z_0}\}$ belong to $\overline{\Omega}_2$. Since v is strictly convex in $\overline{\Omega}_2$, the extremal set must have only one point $y_0 \in \partial\Omega_2$. This implies that $\{v = l_{z_0}\}$ is a cone with vertex at y_0 , and the claim holds.

Next we show that the supporting planes at z_0 and y_0 must coincide. Assume for simplicity of notation that $y_0 = 0$ and $l_{y_0} = 0$. If $l_{z_0} \neq 0$ then, we can find a line $se, s \in \mathbb{R}, |e| = 1$ passing through 0, which in the direction $s > 0$ points towards the interior of Ω_2 , such that the restriction of v to this line is not differentiable at 0. Now we can use the standard doubling measure argument for sections $S_{\mu s}^c[v](se)$ with μ sufficiently small, and $s \rightarrow 0^+$, and show that they cannot be balanced with respect to the center se to reach a contradiction.

Finally we consider another point z_1 with supporting plane of slope, say $x_1 = se_1, s > 0, |e_1| = 1$, and with corresponding ray starting at $y_1 \in \overline{\Omega}_2$. Using the polynomial modulus of convexity of u on the segment $[0, x_1]$ we find that

$$y_1 \cdot x_1 \geq c|x_1|^M \implies s \leq C(y_1 \cdot e_1)^{\delta_0}.$$

Since the rays are infinite the convexity implies that

$$z_0 \cdot e_1 \leq 0, \quad (z_1 - y_1) \cdot e_1 \geq 0 \implies y_1 \cdot e_1 \leq |z_1 - z_0|,$$

hence

$$|\nabla v(z_1) - \nabla v(z_0)| = s \leq C(y_1 \cdot e_1)^{\delta_0} \leq C|z_1 - z_0|^{\delta_0}.$$

3. OBLIQUENESS

For a pair $(u, v) \in \mathcal{S}(\bar{\delta})$, we show that the tangent rays to the domains at corresponding points cannot be perpendicular.

In a neighborhood B_r of 0, $\partial\Omega_1$ is the graph of a convex function ϕ . Up to a rotation, one has

$$B_r \cap \Omega_1 = \{(x_1, x_2) \in \mathbb{R}^2 | x_2 > \phi(x_1)\} \cap B_r.$$

The *right tangent* to Ω_1 at 0, to be denoted by $R_{\Omega_1}(0)$, is the unit direction given by the ray starting from 0 with slope $\lim_{t \rightarrow 0^+} \frac{\phi(t)}{t}$. Symmetrically, the *left tangent* to Ω_1 at 0, denoted by $L_{\Omega_1}(0)$, is the direction of the ray starting from 0 with slope $\lim_{t \rightarrow 0^-} \frac{\phi(t)}{t}$. Geometrically, start from any ray pointing outside Ω_1 and rotate it clockwise, the left tangent is the critical ray before entering Ω_1 . The right tangent is the critical ray if we rotate in the counter-clockwise direction.

Similarly, we can define the left and right tangents to $\partial\Omega_2$. See Figure 1.

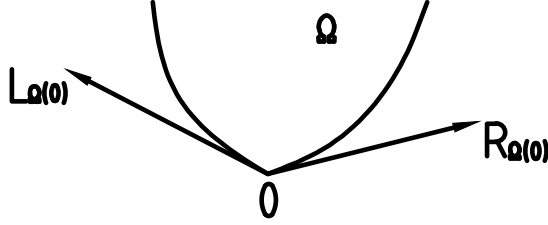


FIGURE 1. Left and right tangents

By convexity of u and v , one easily sees that

$$(3.1) \quad L_{\Omega_1}(0) \cdot L_{\Omega_2}(0) \geq 0, \quad \text{and} \quad R_{\Omega_1}(0) \cdot R_{\Omega_2}(0) \geq 0,$$

and corresponding tangents are within $\pi/2$ from each other. Obliqueness amounts to ruling out the case where the tangents are exactly perpendicular.

Theorem 3.1.

$$L_{\Omega_1}(0) \cdot L_{\Omega_2}(0) > 0,$$

and

$$R_{\Omega_1}(0) \cdot R_{\Omega_2}(0) > 0.$$

Proof. We only give the argument concerning left tangents.

Suppose, on the contrary, that

$$(3.2) \quad L_{\Omega_1}(0) \cdot L_{\Omega_2}(0) = 0.$$

We denote by $x \in \mathbb{R}^2$ the variables for the potential u and by $y \in \mathbb{R}^2$ the variables for the potential v . After an affine transformation, we may assume that

$$(3.3) \quad \omega(R_{\Omega_2}(0), L_{\Omega_2}(0)) \geq \frac{2\pi}{3}.$$

Notice that affine transformations preserve relation (3.2).

Finally, we can rotate the coordinate system such that $L_{\Omega_1}(0)$ is the direction of the negative x_1 -axis, and that $L_{\Omega_2}(0)$ is direction of the positive y_2 -axis. This means that $\Omega_2 \subset \{y_1 > 0\}$, thus u is nondecreasing in the x_1 direction.

Also, $\partial\Omega_1$ contains the graph of a convex function above the negative x_1 axis

$$x_2 = \gamma(x_1) \quad \text{with } x_1 \in [-r, 0], r > 0 \text{ small,}$$

which is tangent to the negative x_1 -axis at the origin. Moreover, by the continuity of the map ∇u , we may assume that ∇u maps the graph of γ onto the graph of a convex function over the y_2 -axis, which is included in $\partial\Omega_2 \cap \{x_2 > 0\}$.

First we notice that

$$\gamma > 0 \quad \text{in } [-r, 0].$$

Otherwise $\partial\Omega_1$ contains a line segment where $u = 0$, which is a consequence of the monotonicity of u in the x_1 direction together with $u(0) = 0$, $\nabla u(0) = 0$. This contradicts the strict convexity of u in $\overline{\Omega_1}$.

Meanwhile, by (3.3), there is a line segment se_1 , $s \in [0, s_0]$ along the positive y_1 -axis with end point lying inside Ω_2 . Denote its image under ∇v by Γ . By convexity, and the fact that v is smooth in Ω_2 and is C^{1,δ_0} in $\overline{\Omega_2}$ we conclude that the curve Γ is a graph above x_2 axis, smooth except possibly at the origin. Moreover, Γ lies in the first quadrant and its endpoint is interior to Ω_1 .

Combining these, we can find some $\delta > 0$ such that $\gamma(-r) > 2\delta$ and $\sup_{\Gamma} x_2 > 2\delta$. See Figure 2.

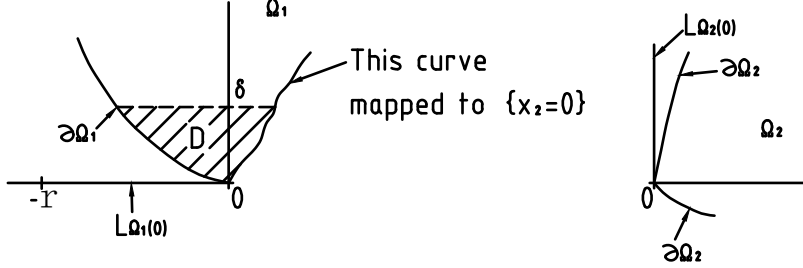


FIGURE 2.

Claim: There is a constant C such that

$$(3.4) \quad u(x_1, x_2) \leq Cx_2^2 \quad \text{if } x_1 \leq 0, \quad x_2 \in [0, \delta].$$

Once this claim is established, we have

$$S_h[u](0) \supset \left\{ (x_1, x_2) \mid x_1 \leq 0, x_2 \leq ch^{1/2} \right\} \cap \Omega_1.$$

Here $S_h[u](0)$ is the section of u at 0 of height h defined as

$$S_h[u](0) = \{x \in \Omega_1 \mid u(x) < h\}.$$

Since $\partial\Omega_1$ is tangent from the left to the x_1 -axis,

$$\lim_{h \rightarrow 0} \frac{|\{(x_1, x_2) \mid x_1 \leq 0, x_2 \leq ch^{1/2}\} \cap \Omega_1|}{h} = \infty.$$

This implies $|S_h[u](0)|/h \rightarrow \infty$ as $h \rightarrow 0$, contradicting the universal volume estimate of sections. This contradiction rules out (3.2).

Consequently, to complete the proof, it suffices to prove

$$(3.5) \quad u(0, x_2) \leq Cx_2^2 \quad \text{if } x_2 \in [0, \delta],$$

which, by the x_1 -monotonicity of u implies (3.4). We do this in two steps. In the first step, we establish this inequality under the assumption that $u \in C^2$ up to the boundary on the graph of γ . In the second step, we remove this restriction by combining step 1 with an approximation argument.

Step 1: In this case, since $\Omega_2 \subset \{x_1 > 0\}$ and Ω_2 is tangent to the positive x_2 -axis, the image under ∇u would move to the left when we move along $\partial\Omega_1$ from the left towards 0, that is,

$$\frac{\partial}{\partial x_1} u(x_1, \gamma(x_1)) \geq \frac{\partial}{\partial x_1} u(x_1^*, \gamma(x_1^*)) \text{ if } -r < x_1 < x_1^* \leq 0.$$

Meanwhile, convexity of u implies $\frac{\partial}{\partial x_1} u(x_1^*, \gamma(x_1)) \geq \frac{\partial}{\partial x_1} u(x_1, \gamma(x_1))$, thus

$$\frac{\partial}{\partial x_1} u(x_1^*, \gamma(x_1)) \geq \frac{\partial}{\partial x_1} u(x_1^*, \gamma(x_1^*)).$$

Now note that $\gamma(x_1) > \gamma(x_1^*)$, and as we let $x_1 \rightarrow x_1^*$ we obtain

$$(3.6) \quad \frac{\partial}{\partial x_1} \frac{\partial}{\partial x_2} u(x_1^*, \gamma(x_1^*)) = \frac{\partial}{\partial x_2} \frac{\partial}{\partial x_1} u(x_1^*, \gamma(x_1^*)) \geq 0 \text{ for } -r < x_1^* \leq 0.$$

Note that this is the only step where C^2 -regularity of u is used, to exchange the order of the two derivatives.

Define D the region above the graphs of γ and Γ , and below the line $x_2 = \delta$.

We choose a large constant C such that

$$\frac{\partial}{\partial x_2} u \leq Cx_2 \text{ along } \{x_2 = \delta\}.$$

Define

$$w := \frac{\partial}{\partial x_2} u - Cx_2,$$

and let L denote the linearized Monge-Ampère operator of u . Then

$$\begin{cases} Lw = 0 & \text{in } D, \\ w \leq 0 & \text{along } \{x_2 = \delta\}, \\ w \leq 0 & \text{along } \Gamma \cap \overline{D}, \\ \frac{\partial}{\partial x_1} w \geq 0 & \text{along } \partial\Omega_1 \cap \overline{D}. \end{cases}$$

For the last inequality we used (3.6). Maximum principle for L gives $w \leq 0$ inside D which easily implies the desired inequality (3.5). This completes the proof of Step 1.

Step 2: The case for general domains follows from approximation.

It suffices to establish $w \leq 0$ in D . To see this, take

$$w_\varepsilon := \frac{\partial}{\partial x_2} u - Cx_2 + \varepsilon(x_2^2 - 1),$$

which is a subsolution to the linearized Monge-Ampère equation, and notice that $w_\varepsilon \leq w \leq 0$ on the part of ∂D which lies either on $\{x_2 = \delta\}$ or on Γ . Thus if the maximum of w_ε in \overline{D} is positive, then it must occur on the part of ∂D which lies

on $\partial\Omega_1$, say at a point $x_0 \in \partial\Omega_1 \cap \overline{D} \setminus \{0\}$. After subtracting from w_ε the function $\frac{1}{2}\varepsilon[(x - x_0) \cdot e_2]^2$ if necessary, we may assume w_ε has a strict maximum at x_0 .

Now take a tiny neighborhood U of x_0 in Ω_1 such that $V = \nabla u(U)$ is convex. Only modifying U and V along $\partial\Omega_1$ and $\partial\Omega_2$ in a neighborhood of x_0 and $\nabla u(x_0)$, we can approximate U and V by sequences of sets U_n and V_n which are uniformly convex and smooth in fixed neighborhoods of x_0 and $\nabla u(x_0)$. Define u_n and v_n to be the potentials for the optimal transports between U_n and V_n .

Let $w_{\varepsilon,n} := \frac{\partial}{\partial x_2} u_n - Cx_2 + \varepsilon(x_2^2 - 1)$, and we claim that for large n we have

- a) maximum of $w_{\varepsilon,n}$ in the set \overline{U}_n occurs at a point x_n which converges to x_0 ;
- b) $u_n \in C^{2,\alpha}$ up to the boundary in a fixed neighborhood of x_0 .

Once we have these, by maximum principle, maximum of $w_{\varepsilon,n}$ in \overline{U}_n lies on ∂U_n . Part a) forces the maximum to occur at some $x_n \in \partial U_n \cap B_r(x_0)$ for r small. However, along this part of boundary, part b) implies $u_n \in C^2$ and the arguments in Step 1 apply. In particular $\frac{\partial}{\partial x_1} w_{\varepsilon,n}(x_n) \geq 0$ and $w_{\varepsilon,n}$ cannot reach its maximum at x_n , a contradiction.

Next we prove a) and b). By compactness the potentials u_n must converge uniformly (up to constants) to a potential \bar{u} of the transport map between U and V and $\bar{u} = u$ in U by uniqueness of optimal transport. Moreover, from our construction, at any point \bar{u} has a supporting plane with slope in \overline{V} . Since $u \in C^{1,\delta}$, and the supporting planes for u at points near x_0 occur in \overline{V} , we find $\bar{u} = u$ in some small neighborhood $B_{2r}(x_0)$. In conclusion

$$u_n \rightarrow u \quad \text{uniformly in } B_{2r}(x_0).$$

Using that $u \in C^{1,\delta}$ this means that $\|\nabla(u_n - u)\|_{L^\infty} \rightarrow 0$ in $B_r(x_0)$ and the part a) of the claim follows.

Now part b) follow from the localized boundary $C^{2,\alpha}$ estimates of [C6]. □

4. GROWTH OF ECCENTRICITY

The goal of this section is to show that for $(u, v) \in \mathcal{S}(\bar{\delta})$, the eccentricity of the sections grows at most geometrically at a slow rate as one decreases the height.

To illustrate the idea, assume $S_h^c[u](0)$ is highly eccentric. Its normalizing transformation shrinks the direction of $e_{long}(E_h)$ and stretches the orthogonal direction by a large factor. If $e_{long}(E_h)$ points well inside Ω_1 , then after this normalization $\partial\Omega_1$ becomes almost flat. A Pogorelov-type estimate as in [C6] gives the desired estimate. The same argument works if $e_{long}(E_h^\perp)$ points well inside Ω_2 .

If neither E_h nor E_h^\perp point well inside the domain, then their long axes must be almost tangent to the domains. Obliqueness forbids the long axes to be tangent to the domains ‘from the same side’, that is, if $S_h^c[u](0)$ is tangent to Ω_1 ‘from the left’, $S_h^c[v](0)$ must be tangent to Ω_2 ‘from the right’. In particular, $L_{\Omega_1}(0)$ is orthogonal to $R_{\Omega_2}(0)$. In Lemma 4.1 we show that this special geometry corresponding to critical corner domains again leads to the desired estimate.

We first deal with the case when the long axis points well inside one of the domains. We recall the classical Pogorelov estimate (see Corollary 1.1 in [C6]).

Proposition 4.1 (Pogorelov estimate). *Assume that $(u, v) \in \mathcal{S}(\bar{\delta})$ and*

$$\partial\Omega_1 \subset \{x_2 = 0\} \quad \text{in } S_1^c[u](0).$$

Then

$$u_{11} \leq C \quad \text{in } B_c,$$

for some constants C large, c small, depending only on $\bar{\delta}$.

Next proposition deals with the case when an eccentric section crosses the boundary transversally. The key observation is that the domain is straightening after normalization, and it appears in [C6] as well.

Proposition 4.2. *Suppose $(u, v) \in \mathcal{S}(\bar{\delta})$ and for some angle $\theta > 0$ we have*

$$(4.1) \quad \Gamma(e_{long}(E_h), \theta) \cap S_h^c[u](0) \subset \Omega_1.$$

Given M large, there is a constant η_0 (large) depending on $M, \theta, \bar{\delta}$ such that

$$\text{if } \eta_u(h) \geq \eta_0 \text{ then } \quad \eta_u\left(\frac{1}{M}h\right) \leq C_0 \eta_u(h),$$

with $C_0 = C_0(\bar{\delta})$ a constant depending only on $\bar{\delta}$.

Proof. Up to a rotation, $e_{long}(E_h)$ lies on the x_2 -axis and that the positive direction is pointing inside Ω_1 . Denote this direction by e_2 .

Write $\eta = \eta_u(h)$ for simplicity, and let u_h be the rescaling of u which normalizes E_h into B_1 obtained as in Section 2 by the affine transformation

$$A_h(u) = \begin{pmatrix} \sqrt{\eta} & 0 \\ 0 & \frac{1}{\sqrt{\eta}} \end{pmatrix}.$$

The inclusion (4.1) implies

$$\Gamma(e_2, \tilde{\theta}) \cap S_1^c[u_h](0) \subset \Omega_1(u_h),$$

with $\tilde{\theta}$ the angle with

$$\tan \tilde{\theta} = \eta \tan \theta.$$

The proof follows by compactness. As $\eta \rightarrow \infty$ we have $\tilde{\theta} \rightarrow \pi/2$, and by the compactness of the family $\mathcal{S}(\bar{\delta})$, the rescalings u_h must converge locally uniformly (up to subsequences) to a limiting function \bar{u} which satisfies the hypothesis of Proposition 4.1.

Since $\bar{u}(x_1, 0) \leq Cx_1^2$ we conclude that the ellipsoid $E_{1/M}(u_h)$ intersects the x_1 axis on a segment of length $2dM^{-1/2}$ with $d \geq c_0$ for some constant c_0 depending only on $\bar{\delta}$. This means that we can renormalize this ellipsoid of u_h to B_1 by using an affine transformation $A_{1/M}(u_h)$ with

$$A_{1/M}(u_h)e_1 = d^{-1} e_1 \quad \text{with } d \geq c_0.$$

Now we can also use the fact that $\|A_{1/M}(u_h)\| \leq C(M)$ to conclude (see (2.1)) that

$$\eta\left(\frac{1}{M}h\right) = \|A_{1/M}(u_h) A_h(u)\|^2 \leq 2c_0^{-2} \eta =: C_0 \eta,$$

for all large η . □

The following lemma deals with the critical geometry where the sections are ‘tangent’ to the domains, which can occur near corners. See Figure 3.

Lemma 4.1. *Suppose for some $(u, v) \in \mathcal{S}(\bar{\delta})$ we are in the following situation:*

- (1) $\Omega_1 \subset \{x_1 < 0, x_2 > 0\}$, and $\Omega_2 \subset \{y_1 < 0, y_2 > 0\}$;
- (2) $S_1^c[u](0) \cap \{x_1 = 0, x_2 \geq 0\} \subset \partial\Omega_1$ and $S_1^c[v](0) \cap \{y_1 \leq 0, y_2 = 0\} \subset \partial\Omega_2$.

Then there is a constant C , depending only on $\bar{\delta}$, such that

$$u(0, x_2) \leq C(x_2)_+^2 \text{ in } S_1^c[u](0).$$

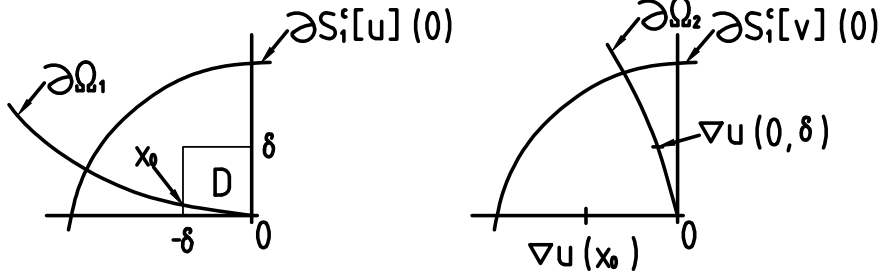


FIGURE 3.

Proof. We give the proof under the assumption that $\partial\Omega_1$ and $\partial\Omega_2$ are smooth away from 0 in $S_1^c[u](0)$ and $S_1^c[v](0)$, and their potentials are C^2 up to the boundary, except at the origin. The general result follows from an approximation procedure similar to Step 2 as in the proof of Theorem 3.1.

With the geometry described in (1) and (2), the uniform C^{1,δ_0} estimates for $\mathcal{S}(\bar{\delta})$ gives a small $\delta > 0$, depending only on $\bar{\delta}$, such that

$$(4.2) \quad \nabla u(\{0 < x_2 < \delta, x_1 = 0\}) \text{ is a convex graph over the positive } y_2\text{-axis,}$$

and

$$(4.3) \quad \nabla u(\partial\Omega_1 \cap \{-\delta < x_1 < 0\}) \subset \{y_2 = 0\}.$$

By choosing δ smaller if necessary, we also have

$$D := \Omega_1 \cap \{x_1 > -\delta, x_2 < \delta\} \subset S_1^c[u](0).$$

From (4.2) one deduces that when moving upwards along $\{0 < x_2 < \delta, x_1 = 0\}$, the image under ∇u moves in the negative y_1 -direction, which gives

$$(4.4) \quad \frac{\partial}{\partial x_2} \frac{\partial}{\partial x_1} u \leq 0 \text{ on } \{0 < x_2 < \delta, x_1 = 0\}.$$

Meanwhile, if we denote by $x_0 = (-\delta, b) \in \partial\Omega_1 \cap \{x_1 = -\delta\} \cap S_1^c[u](0)$ and $y_0 = \nabla u(x_0)$, then C^{1,δ_0} regularity implies y_0 is bounded away from the origin by a small constant depending on $\bar{\delta}$. With (4.3), one has that in a neighborhood of size depending only on $\bar{\delta}$, $\det(D^2v)$ is independent of the y_1 -variable.

We can thus apply Pogorelov's estimate to get that

$$v_{11} \leq C(\bar{\delta}) \text{ in some } B_{r(\bar{\delta})}(y_0).$$

Duality then gives $u_{22} \leq C(\bar{\delta})$ in $B_{r'(\bar{\delta})}(x_0)$ for some $r'(\bar{\delta})$ depending on $\bar{\delta}$. Since $u_2(x_0) = 0$, one has

$$u_2 \leq C(\bar{\delta})x_2 \text{ on } \{x_1 = -\delta, b < x_2 < b + r'(\bar{\delta})\}.$$

Since ∇u is uniformly bounded in $S_1^c[u](0)$ we can choose C large, depending only on $\bar{\delta}$, such that

$$u_2 \leq Cx_2 \text{ on } \partial D \cap (\{x_1 = -\delta\} \cup \{x_2 = \delta\})$$

Define

$$w = u_2 - Cx_2,$$

and the inequality above and (4.4) lead to

$$\begin{cases} Lw = 0 & \text{in } D, \\ w \leq 0 & \text{on } \{x_1 = -\delta\} \cup \{x_2 = \delta\} \cap \bar{D}, \\ w \leq 0 & \text{on } \partial\Omega_1 \cap \{-\delta < x_1 < 0\}, \\ \frac{\partial}{\partial x_1} w \leq 0 & \text{on } \partial\Omega_1 \cap \{x_1 = 0\}, \end{cases}$$

where L denotes the linearized Monge-Ampère operator.

Maximum principle then gives

$$w \leq 0 \text{ in } D.$$

Convexity of u leads to the desired estimate for positive x_2 's. Since u is nondecreasing in the x_2 direction we obtain that $u = 0$ on the negative x_2 axis, and the proof is finished. \square

With these preparations, we give the main result of this section:

Proposition 4.3. *Suppose $(u, v) \in \mathcal{S}(\bar{\delta})$.*

Given M large, there are constants η_0 large and h_0 small, depending on M and the pair (u, v) , such that for $h < h_0$,

$$\text{either } \eta_u(h) \leq \eta_0 \text{ or } \eta_u\left(\frac{1}{M}h\right) \leq C_1\eta_u(h),$$

with C_1 depending only on $\bar{\delta}$.

Proof. Suppose the statement is false, and then we find a sequence $h_n \rightarrow 0$ such that

$$(4.5) \quad \eta_u(h_n) \geq n \text{ but } \eta_u\left(\frac{1}{M}h_n\right) > C_1\eta_u(h_n),$$

where C_1 is to be chosen later depending only on $\bar{\delta}$.

For simplicity of notation we write η_n for $\eta_u(h_n)$, and let e_n be the unit direction on the line given by $e_{long}(E_{h_n})$ which makes an angle at most $\pi/2$ with the direction that bisects the tangent cone of Ω_1 at the origin. We denote e_n^\perp for the perpendicular direction corresponding to Ω_2 .

Without loss of generality, assume $\omega(L_{\Omega_1}(0), e_n) \leq \omega(R_{\Omega_1}(0), e_n)$ along this sequence. We first show that

$$(4.6) \quad \lim_n \omega(L_{\Omega_1}(0), e_n) = 0.$$

Otherwise we have some $\delta > 0$ such that $\omega(L_{\Omega_1}(0), e_n) > \delta$ along the sequence.

There are two possibilities. In the first case, e_n is to the right of $L_{\Omega_1}(0)$ with at least an angle δ between them. Since $\omega(L_{\Omega_1}(0), e_n) \leq \omega(R_{\Omega_1}(0), e_n)$, we obtain $\Gamma(e_n, \delta) \subset \mathcal{K}$, where \mathcal{K} is the tangent cone of Ω_1 at 0. Hence Proposition 4.2 applies with $\theta = \delta/2$ and $h = h_n$ sufficiently small. This contradicts (4.5) if we choose C_1 to be larger than the constant C_0 in Proposition 4.2.

In the second case e_n is to the left of $L_{\Omega_1}(0)$ with at least an angle δ between them. Together with $\omega(L_{\Omega_1}(0), e_n) \leq \omega(R_{\Omega_1}(0), e_n)$, we contradict the fact that $\bar{\delta}^{-1}E_{h_n}$ intersects $\Omega_1 \subset \mathcal{K}$ in a set of area comparable to the area of E_{h_n} , as the eccentricity $\eta_n \rightarrow \infty$. In conclusion the claim (4.6) is proved.

Similar argument applied to Ω_2 gives that either $\lim_n \omega(L_{\Omega_2}(0), e_n^\perp) = 0$ or $\lim_n \omega(R_{\Omega_2}(0), e_n^\perp) = 0$. However, obliqueness dictates

$$\omega(L_{\Omega_1}(0), L_{\Omega_2}(0)) \leq \pi/2 - \omega_0$$

for some $\omega_0 > 0$, ruling out the first case. Consequently,

$$\lim_n \omega(R_{\Omega_2}(0), e_n^\perp) = 0,$$

and we conclude

$$(4.7) \quad L_{\Omega_1}(0) \perp R_{\Omega_2}(0).$$

Up to a rotation, we may assume that $L_{\Omega_1}(0)$ lies on the negative x_1 -axis and $R_{\Omega_2}(0)$ lies on the positive y_2 -axis.

Let A_n be the corresponding affine transformation that normalizes E_{h_n} to B_1 , with eigenvalues $\frac{1}{\sqrt{\eta_n}}$ along e_n and $\sqrt{\eta_n}$ along e_n^\perp respectively.

Also, denote the normalized solutions by $(u_n, v_n) \in \mathcal{S}(\bar{\delta})$ with Ω_1^n and Ω_2^n as their corresponding domains. Up to a subsequence, they converge to $(u_\infty, v_\infty) \in \mathcal{S}(\bar{\delta})$ with domains Ω_1^∞ and Ω_2^∞ .

Since the angle between $R_{\Omega_1}(0)$ and the positive x_2 -axis is less than $\pi/2 - \omega_0$ for some $\omega_0 > 0$ and e_n is converging to the negative x_1 -direction, we find that $R_{\Omega_1^n}$ which points in the direction of $A_n R_{\Omega_1}(0)$ converges e_2 . Together with the definition of right tangents and $h_n \rightarrow 0$, this implies

$$S_1^c[u_\infty](0) \cap \{x_1 = 0, x_2 \geq 0\} \subset \partial\Omega_1^\infty.$$

Similarly, we obtain

$$S_1^c[v_\infty](0) \cap \{x_1 \leq 0, x_2 = 0\} \subset \partial\Omega_2^\infty.$$

On the other hand, relation (4.7) implies $L_{\Omega_1^n}(0) \perp R_{\Omega_2^n}(0)$ for all n . If we denote by L and R the limits of these tangent rays, then $L \perp R$. Also, Ω_1^∞ is contained between L and the positive x_2 -axis, Ω_2^∞ is contained between the negative y_1 -axis and R .

After an affine transformation A that fixes the x_2 -axis, we can assume L lies on the negative x_1 -axis. The dual of A will map R to the positive y_2 -axis while leaving the y_1 -axis invariant. Then $A\Omega_1^\infty$ and $(A^T)^{-1}\Omega_2^\infty$ have the geometry described in Lemma 4.1. Also, the norms of A and A^{-1} are bounded by a constant depending only on $\bar{\delta}$, hence the corresponding potentials belong to a class $\mathcal{S}(\bar{\delta}')$ with $\bar{\delta}'$ depending on $\bar{\delta}$. By Lemma 4.1 we find

$$u_\infty(0, x_2) \leq C(\bar{\delta})(x_2)_+^2 \text{ in } S_1^c[u_\infty](0).$$

Now we proceed as at the end of the proof of Proposition 4.2. The inequality above implies that there is a corresponding affine transformation $A_{1/M}(u_n)$ with

$$A_{1/M}(u_n)e_2 = d^{-1}e_2, \quad \text{with } d \geq c_0(\bar{\delta}).$$

Since $\|A_{1/M}(u_n)\| \leq C(M)$ we find

$$\eta\left(\frac{1}{M}h_n\right) = \|A_{1/M}(u_n)A_n\|^2 \leq 2c_0^{-2}\eta_n,$$

for all large n , and we reach a contradiction provided that we choose C_1 sufficiently large. □

5. PROOF OF THE MAIN RESULT

In this section we prove the main result. We start with some consequences of Proposition 4.3.

Lemma 5.1. *For $(u, v) \in \mathcal{S}(\bar{\delta})$ and $\varepsilon > 0$, there is a positive constant h_1 , depending on $\bar{\delta}, \varepsilon$ as well as the pair (u, v) , such that*

$$\eta_u(h) \leq \frac{1}{2}h^{-\varepsilon}$$

whenever $h < h_1$.

Proof. An iteration of Proposition 4.3 gives that there exists a constant K_0 (depending on (u, v) and M) such that

$$\eta_u(M^{-k}h_0) \leq K_0C_1^k \text{ for all natural numbers } k,$$

which implies for general $h < 1$,

$$\eta_u(h) \leq K_1h^{-\log_M C_1}.$$

Since C_1 depends only on $\bar{\delta}$, we can choose $M = M(\bar{\delta})$ large enough such that $\log_M C_1 < \frac{1}{2}\varepsilon$. The desired estimate follows by taking h_1 sufficiently small. \square

Compactness of the family then implies that a uniform version of Lemma 5.1 holds at some controlled scale:

Lemma 5.2. *Given $\varepsilon > 0$, there is a positive constant $h_0(\varepsilon, \bar{\delta})$, depending only on $\bar{\delta}$ and ε , such that for any $(u, v) \in \mathcal{S}(\bar{\delta})$,*

$$\eta_u(h) \leq h^{-\varepsilon}$$

for some $h \in [h_0, 1/2]$.

Proof. Suppose the statement is false, we find sequences $(u_n, v_n) \in \mathcal{S}(\bar{\delta})$ and $h_n \rightarrow 0$ such that

$$(5.1) \quad \eta_{u_n}(h) > h^{-\varepsilon} \text{ for all } h \in [h_n, 1/2].$$

Compactness of the family $\mathcal{S}(\bar{\delta})$ implies that up to a subsequence, (u_n, v_n) converges locally uniformly to some $(u, v) \in \mathcal{S}(\bar{\delta})$. An application of Lemma 5.1 to (u, v) gives a positive h_1 such that

$$\eta_u(h_1) \leq \frac{1}{2}h_1^{-\varepsilon}.$$

Locally uniform convergence of $u_n \rightarrow u$ implies

$$\eta_{u_n}(h_1) \leq h_1^{-\varepsilon}$$

for large n . Note that $h_1 \in [h_n, 1/2]$ for all large n , and we contradict (5.1). \square

An iteration of Lemma 5.2 implies the estimate holds true for all h .

Theorem 5.1. *Given $\varepsilon > 0$, there is $C = C(\varepsilon, \bar{\delta})$ such that for $(u, v) \in \mathcal{S}(\bar{\delta})$*

$$\eta_u(h) \leq Ch^{-\varepsilon}$$

for all $h \leq 1$.

Proof. The proof follows from the inequality (2.1), Lemma 5.2 and the fact that $e_u(h) \leq C(\varepsilon, \bar{\delta})$ if $h \in [h_0, 1]$ with h_0 as in Lemma 5.2, which is a consequence of the Lipschitz continuity of u . □

We finally give the proof of the main result.

Proof of Theorem 1.1. For $y \in U$, let h_y denote the smallest positive number such that $S_{h_y}^c[\psi](y)$ contacts ∂U_1 , say, at 0. By the engulfing property, there is a dimensional constant $\theta > 1$ such that

$$S_{\theta h_y}^c[\psi](0) \supset S_{h_y}^c[\psi](y).$$

Recall that $(\psi, \varphi) \in \mathcal{S}(\bar{\delta})$ for some $\bar{\delta}$ that depends only on largest diameter of the two domains.

Meanwhile, the bound on $\nabla\psi$, which only depends on the outer radius of U_2 , implies

$$h_y \leq C \text{dist}(y, \partial U_1).$$

Consequently, there is some $c > 0$ depending only on the outer radius of U_2 such that $\theta h_y < 1$ whenever $\text{dist}(y, \partial U_1) < c$.

For all such y , Theorem 5.1 and the inclusion above imply that the eccentricity of the section $S_{h_y}^c[\psi](y)$ is bounded by $C(\varepsilon', \bar{\delta})h_y^{-\varepsilon'}$ for some ε' to be chosen later.

Pogorelov's interior estimate, applied to $S_{h_y}^c[\psi](y)$, gives

$$\|D^2\psi(y)\| \leq Ch_y^{-\varepsilon'}.$$

The uniform strict convexity of φ implies $C|h_y|^{\delta_0} \geq |y|$, thus

$$\|D^2\psi(y)\| \leq C \text{dist}(y, \partial U_1)^{-\varepsilon'/\delta_0}$$

whenever $\text{dist}(y, \partial U_1) < c$. We get the desired estimate by choosing $\varepsilon' := \delta_0\varepsilon$.

For points with $\text{dist}(y, \partial U_1) > c$, we can apply the interior estimates. □

REFERENCES

- [B] Y. Brenier, *Décomposition polaire et réarrangement monotone des champs de vecteurs*, C. R. Acad. Sci. Paris Sér. I. Math. 305 (1987), 805-808.
- [C1] L. Caffarelli, *A localization property of viscosity solutions to the Monge-Ampère equation and their strict convexity*, Ann. of Math. (2) 131 (1990), no. 1, 129-134.
- [C2] L. Caffarelli, *An interior $W^{2,p}$ estimates for solutions of the Monge-Ampère equation*, Ann. of Math. (2) 131 (1990), no. 1, 135-150.
- [C3] L. Caffarelli, *Some regularity properties of solutions of Monge-Ampère equation*, Comm. Pure Appl. Math. 44 (1991), no. 8-9, 965-969.
- [C4] L. Caffarelli, *The regularity of mappings with a convex potential*, J. Amer. Math. Soc. 5 (1992), no. 1, 99-104.
- [C5] L. Caffarelli, *Boundary regularity of maps with convex potentials*, Comm. Pure Appl. Math. 45 (1992), no. 9, 1141-1151.
- [C6] L. Caffarelli, *Boundary regularity of maps with convex potentials II*, Ann. of Math. (2) 144 (1996), no. 3, 453-496.
- [CLW] S. Chen, J. Liu, X.J. Wang, *Global regularity for the Monge-Ampère equation with natural boundary condition*, eprint arXiv:1802.07518.
- [DF] G. De Philippis, A. Figalli, *Partial regularity for optimal transport maps*, Publ. Math. Inst. Hautes Études Sci. 121 (2015), 81-112.
- [F] A. Figalli, *The Monge-Ampère equation and its applications*, Zurich Lectures in Advanced Mathematics. European Mathematical Society, Zürich, 2017.

- [FK] A. Figalli, Y.H. Kim, *Partial regularity of Brenier solutions of the Monge-Ampère equation*, Discrete Contin. Dyn. Syst. 28 (2010), no. 2, 559-565.
- [G] C. Gutiérrez, *The Monge-Ampère equation*, Progress in Nonlinear Differential Equations and their Applications, 89. Birkhäuser/ Springer, Cham, 2016.
- [GO] M. Goldman, F. Otto, *A variational proof of partial regularity for optimal transport maps*, eprint arXiv:1704.05339.
- [LMT] N.Q. Le, H. Mitake, H.V. Tran, *Dynamical and geometric aspects of Hamilton-Jacobi and linearized Monge-Ampère equations*, VIASM 2016. Edited by Mitake and Tran. Lecture Notes in Mathematics, 2183. Springer, Cham. 2017.
- [S1] O. Savin, *Pointwise $C^{2,\alpha}$ estimates at the boundary for Monge-Ampère equation*, J. Amer. Math. Soc. 26 (2013), no. 1,63-99.
- [S2] O. Savin, *Global $W^{2,p}$ estimates for the Monge-Ampère equation*, Proc. Amer. Math. Soc. 141 (2013), no. 10, 3574-3578.
- [TW] N. Trudinger, X.J. Wang, *Boundary regularity for the Monge-Ampère and affine maximal surface equations*. Ann. of Math. (2) 167 (2008), no. 3, 993-1028.
- [U] J. Urbas, *On the second boundary value problem for equations of Monge-Ampère type*, J. Reine Angew. Math. 487 (1997), 115-124.
- [V] C. Villani, *Topics in optimal transportation*, Graduate Studies in Mathematics, 58. American Mathematical Society, Providenc, RI, 2003.
- [W] X.J. Wang, *Regularity for Monge-Ampère equation near the boundary*. Analysis 16 (1996), no. 1, 101-107.

DEPARTMENT OF MATHEMATICS, COLUMBIA UNIVERSITY, NEW YORK, USA
E-mail address: savin@math.columbia.edu

DEPARTMENT OF MATHEMATICS, COLUMBIA UNIVERSITY, NEW YORK, USA
E-mail address: huiyu@math.columbia.edu