

LOCALLY FINITE WEIGHTED LEAVITT PATH ALGEBRAS

RAIMUND PREUSSER

ABSTRACT. A group graded K -algebra $A = \bigoplus_{g \in G} A_g$ is called *locally finite* if $\dim_K A_g < \infty$ for every $g \in G$.

We characterise the weighted graphs (E, w) for which the weighted Leavitt path algebra $L_K(E, w)$ is locally finite with respect to its standard grading. We also prove that the locally finite weighted Leavitt path algebras are precisely the Noetherian ones and that $L_K(E, w)$ is locally finite iff (E, w) is finite and the Gelfand-Kirillov dimension of $L_K(E, w)$ equals 0 or 1. Further it is shown that a locally finite weighted Leavitt path algebra is isomorphic to a locally finite Leavitt path algebra and therefore is isomorphic to a finite direct sum of matrix algebras over K and $K[X, X^{-1}]$.

1. INTRODUCTION

The weighted Leavitt path algebras (wLpas) were introduced by R. Hazrat in [2]. They generalise the Leavitt path algebras (Lpas). While the Lpas only embrace Leavitt's algebras $L_K(1, 1+k)$ of module type $(1, k)$ where $k \geq 0$, the wLpas embrace all of Leavitt's algebras $L_K(n, n+k)$ of module type (n, k) where $n \geq 1$ and $k \geq 0$. In [3] linear bases for wLpas were obtained. They were used to classify the simple and graded simple wLpas and the wLpas which are domains. In [4] the Gelfand-Kirillov dimension of a weighted Leavitt path algebra $L_K(E, w)$, where K is a field and (E, w) is a finite weighted graph, was determined. Further finite-dimensional wLpas were investigated. It was shown that a finite-dimensional wLpa over a field K is isomorphic to a finite-dimensional Lpa and therefore is isomorphic to a finite direct sum of matrix algebras over K . In this article we investigate locally finite weighted Leavitt path algebras $L_K(E, w)$ where (E, w) is a nonempty, row-finite weighted graph and K is a field. The main result is Theorem 52.

The rest of this paper is organised as follows. In Section 2 we recall some standard notation which is used throughout the paper. In Section 3 we recall the definition of a wLpa and the basis result from [3]. In Section 4 we characterise the weighted graphs (E, w) for which the weighted Leavitt path algebra $L_K(E, w)$ is locally finite with respect to its standard grading. Further we show that $L_K(E, w)$ is locally finite iff (E, w) is finite and $\text{GKdim } L_K(E, w) \leq 1$ (while $L_K(E, w)$ is finite-dimensional iff (E, w) is finite and $\text{GKdim } L_K(E, w) = 0$). In Section 5 we show that a locally finite wLpa is isomorphic to a locally finite Lpa. It follows that a locally finite weighted Leavitt path algebra $L_K(E, w)$ is isomorphic to a finite direct sum of matrix algebras over K and $K[X, X^{-1}]$ and therefore is Noetherian. In Section 6 we show that a Noetherian wLpa is locally finite. In the last section we summarise the main results of Sections 4-6.

2. NOTATION

If X is any set, then we denote by $\langle X \rangle$ the set of all nonempty words over X and by $\overline{\langle X \rangle}$ the set of all words over X including the empty word. Together with juxtaposition of words $\langle X \rangle$ is a semigroup and $\overline{\langle X \rangle}$ a monoid. Let $A, B \in \langle X \rangle$. Then B is called a *subword* of A if there are $C, D \in \overline{\langle X \rangle}$ such that $A = CBD$, a *prefix* of A if there is a $C \in \overline{\langle X \rangle}$ such that $A = BC$ and a *suffix* of A if there is a $C \in \overline{\langle X \rangle}$ such that $A = CB$.

2000 *Mathematics Subject Classification.* 16S10, 16W10, 16W50, 16D70.

Key words and phrases. Weighted Leavitt path algebra, locally finite, GK dimension, Noetherian.

Throughout the paper K denotes a field. If X is a set, then we denote by $K\langle X \rangle$ the free associative K -algebra generated by X (i.e. the K -vector space with basis $\langle X \rangle$ which becomes a K -algebra by linearly extending the juxtaposition of words).

3. WEIGHTED LEAVITT PATH ALGEBRAS

Definition 1 (DIRECTED GRAPH). A *directed graph* is a quadruple $E = (E^0, E^1, s, r)$ where E^0 and E^1 are sets and $s, r : E^1 \rightarrow E^0$ maps. The elements of E^0 are called *vertices* and the elements of E^1 *edges*. If e is an edge, then $s(e)$ is called its *source* and $r(e)$ its *range*. E is called *row-finite* if $s^{-1}(v)$ is a finite set for any vertex v and *finite* if E^0 and E^1 are finite sets.

Definition 2 (DOUBLE GRAPH OF A DIRECTED GRAPH). Let E be a directed graph. The directed graph $E_d = (E_d^0, E_d^1, s_d, r_d)$ where $E_d^0 = E^0$, $E_d^1 = E^1 \cup (E^1)^*$ where $(E^1)^* = \{e^* \mid e \in E^1\}$,

$$s_d(e) = s(e), r_d(e) = r(e), s_d(e^*) = r(e) \text{ and } r_d(e^*) = s(e) \text{ for any } e \in E^1$$

is called the *double graph of E* . We sometimes refer to the edges in the graph E as *real edges* and the additional edges in E_d (i.e. the elements of $(E^1)^*$) as *ghost edges*.

Definition 3 (PATH). Let E be a directed graph. A *path* is a word $p = x_1 \dots x_n \in \langle E^0 \cup E^1 \rangle$ such that either $x_i \in E^1$ ($i = 1, \dots, n$) and $r(x_i) = s(x_{i+1})$ ($i = 1, \dots, n-1$) or $n = 1$ and $x_1 \in E^0$. By definition, the *length* $|p|$ of p is n in the first case and 0 in the latter case. p is called *nontrivial* if $|p| > 0$ and *trivial* if $|p| = 0$. We set $s(p) := s(x_1)$ and $r(p) := r(x_n)$ (here we use the convention $s(v) = v = r(v)$ for any $v \in E^0$).

Definition 4 (PATH ALGEBRA). Let E be a directed graph. The quotient $K\langle E^0 \cup E^1 \rangle / I$ where I is the ideal of $K\langle E^0 \cup E^1 \rangle$ generated by the relations

- (i) $vw = \delta_{vw}v$ for any $v, w \in E^0$ and
- (ii) $s(e)e = e = er(e)$ for any $e \in E^1$

is called the *path algebra of E* and is denoted by $P_K(E)$.

Remark 5. The paths in E form a basis for the path algebra $P_K(E)$.

Definition 6 (WEIGHTED GRAPH). A *weighted graph* is a pair (E, w) where E is a directed graph and $w : E^1 \rightarrow \mathbb{N} = \{1, 2, \dots\}$ is a map. If $e \in E^1$, then $w(e)$ is called the *weight* of e . A weighted graph (E, w) is called *row-finite* (resp. *finite*) if E is row-finite (resp. finite). In this article all weighted graphs are assumed to be row-finite and to have at least one vertex.

Remark 7. Let (E, w) be a weighted graph. In [2] and [3], E^1 was denoted by E^{st} . What was denoted by E^1 in [2] and [3] is denoted by \hat{E}^1 in this article (see the next definition).

Definition 8 (DIRECTED GRAPH ASSOCIATED TO A WEIGHTED GRAPH). Let (E, w) be a weighted graph. The directed graph $\hat{E} = (\hat{E}^0, \hat{E}^1, \hat{s}, \hat{r})$ where $\hat{E}^0 = E^0$, $\hat{E}^1 := \{e_1, \dots, e_{w(e)} \mid e \in E^1\}$, $\hat{s}(e_i) = s(e)$ and $\hat{r}(e_i) = r(e)$ is called the *directed graph associated to (E, w)* .

In the following (E, w) denotes a weighted graph. For a vertex $v \in E^0$ we set $w(v) := \max\{w(e) \mid e \in s^{-1}(v)\}$ with the convention $\max \emptyset = 0$. \hat{E}_d denotes the double graph of the directed graph \hat{E} associated to (E, w) .

Definition 9 (WEIGHTED LEAVITT PATH ALGEBRA). The quotient $P_K(\hat{E}_d) / I$ where I is the ideal of $P_K(\hat{E}_d)$ generated by the relations

- (i) $\sum_{e \in s^{-1}(v)} e_i e_j^* = \delta_{ij}v$ for all $v \in E^0$ and $1 \leq i, j \leq w(v)$ and
- (ii) $\sum_{1 \leq i \leq w(v)} e_i^* f_i = \delta_{ef}r(e)$ for all $v \in E^0$ and $e, f \in s^{-1}(v)$

is called *weighted Leavitt path algebra (wLpa) of (E, w)* and is denoted by $L_K(E, w)$. In relations (i) and (ii), we set e_i and e_i^* zero whenever $i > w(e)$.

Remark 10. Set $n := \max\{w(e) \mid e \in E^1\}$. One can define a \mathbb{Z}^n -grading on $L_K(E, w)$ as follows (cf. [2, Proposition 5.7]). For $v \in E^0$ define $\deg(v) = 0$ and for $e \in E^1$ and $1 \leq i \leq w(e)$ define $\deg(e_i) = \epsilon_i$ and $\deg(e_i^*) = -\epsilon_i$. Here ϵ_i denotes the element of \mathbb{Z}^n whose i -th component is 1 and whose other components are 0. This grading is called the *standard grading of $L_K(E, w)$* .

Example 11. It is easy to see that the wLpa of a weighted graph consisting of one vertex and $n + k$ loops of weight n is isomorphic to the Leavitt algebra $L_K(n, n + k)$, for details see [3, Example 4].

Example 12. (E, w) is called *unweighted* if $w(e) = 1$ for all $e \in E^1$. It easy to see that if (E, w) is unweighted, then $L_K(E, w)$ is graded isomorphic to the the usual Leavitt path algebra $L_K(E)$ (with respect to the standard gradings of $L_K(E, w)$ and $L_K(E)$).

We call a path in \hat{E}_d a *d-path*. While the d-paths form a basis for the path algebra $P_K(\hat{E}_d)$, a basis for the weighted Leavitt path algebra $L_K(E, w)$ is formed by the nod-paths, which we will define in the next definition.

A vertex $v \in E^0$ is called a *sink* if $s^{-1}(v) = \emptyset$ and *regular* otherwise. For any regular vertex $v \in E^0$ fix an $e^v \in s^{-1}(v)$ such that $w(e^v) = w(v)$. The e^v 's are called *special edges*. The words

$$e_i^v (e_j^v)^* \quad (v \in E^0, 1 \leq i, j \leq w(v)) \text{ and } e_1^* f_1 \quad (v \in E^0, e, f \in s^{-1}(v))$$

in $\langle \hat{E}_d^0 \cup \hat{E}_d^1 \rangle$ are called *forbidden*.

Definition 13 (NOD-PATH). A *normal d-path* or *nod-path* is a d-path such that none of its subwords is forbidden.

Theorem 14 (Hazrat, Preusser, 2017). *Let $K\langle \hat{E}_d^0 \cup \hat{E}_d^1 \rangle_{\text{nod}}$ be the linear span of all nod-paths in $K\langle \hat{E}_d^0 \cup \hat{E}_d^1 \rangle$. The canonical map $K\langle \hat{E}_d^0 \cup \hat{E}_d^1 \rangle_{\text{nod}} \rightarrow L_K(E, w)$ is an isomorphism of K -vector spaces. In particular the images of the nod-paths in $L_K(E, w)$ form a basis for $L_K(E, w)$.*

Proof. See [3, Theorem 16] and its proof. □

4. LOCALLY FINITE WLPAS AND THEIR GK DIMENSION

A group graded K -algebra $A = \bigoplus_{g \in G} A_g$ is called *locally finite* if $\dim_K A_g < \infty$ for every $g \in G$. In this section we characterise the weighted graphs whose wLpa is locally finite with respect to its standard grading. Further we show that $L_K(E, w)$ is locally finite iff (E, w) is finite and $\text{GKdim } L_K(E, w) \leq 1$. We start with some definitions.

Definition 15 (CLOSED PATH, CYCLE, ENTRANCE, EXIT). A *closed path (based at v)* is a nontrivial path p such that $s(p) = r(p) = v$. A *cycle (based at v)* is a closed path $p = x_1 \dots x_n$ based at v such that $s(x_i) \neq s(x_j)$ for any $i \neq j$. An edge $e \in E^1$ is called *entrance* (resp. *exit*) of a cycle $x_1 \dots x_n$ if there is an $i \in \{1, \dots, n\}$ such that $r(e) = r(x_i)$ (resp. $s(e) = s(x_i)$) and $e \neq x_i$.

Definition 16 (TREE, HEREDITARY VERTEX SET, EDGES IN LINE). If $u, v \in E^0$ and there is a path p in E such that $s(p) = u$ and $r(p) = v$, then we write $u \geq v$. Clearly \geq is a preorder on E^0 . If $u \in E^0$ then $T(u) := \{v \in E^0 \mid u \geq v\}$ is called the *tree of u* . If $X \subseteq E^0$, we define $T(X) := \bigcup_{v \in X} T(v)$. A subset

$H \subseteq E^0$ is called *hereditary* if $T(H) \subseteq H$. Clearly any tree of a vertex is a hereditary subset of E^0 . Two edges $e, f \in E^1$ are called *in line* if $e = f$ or $r(e) \geq s(f)$ or $r(e) \geq s(f)$

Definition 17 (WEIGHTED SUBGRAPH DEFINED BY HEREDITARY VERTEX SET). Let $H \subseteq E^0$ be a hereditary subset. Set $E_H^0 := H$, $E_H^1 := \{e \in E^1 \mid s(e) \in H\}$, $r_H := r|_{E_H^1}$, $s_H = s|_{E_H^1}$ and $w_H := w|_{E_H^1}$. Then $E_H := (E_H^0, E_H^1, s_H, r_H)$ is a directed graph and (E_H, w_H) a weighted graph. We call (E_H, w_H) the *weighted subgraph of (E, w) defined by H* .

Definition 18 (WEIGHTED AND UNWEIGHTED VERTICES AND EDGES, WEIGHTED PART OF (E, w)). An element $v \in E^0$ (resp. $e \in E^1$) is called *weighted* if $w(v) > 1$ (resp. $w(e) > 1$) and *unweighted* otherwise. The subset of E^0 (resp. E^1) consisting of all weighted elements is denoted by E_w^0 (resp. E_w^1) and the subset of all unweighted elements by E_u^0 (resp. E_u^1). The weighted subgraph $(E_{T(E_w^0)}, w_{T(E_w^0)})$ of (E, w) defined by the hereditary subset $T(E_w^0) \subseteq E^0$ is called the *weighted part* of (E, w) .

The next definition is based on an idea of P. N. Tan.

Definition 19 (WELL-BEHAVED WEIGHTED PART). The weighted part of (E, w) is called *weakly well-behaved* if the Conditions (i)-(iv) below hold.

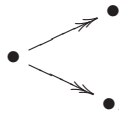
- (i) No vertex $v \in E_w^0$ emits two distinct weighted edges.
- (ii) No vertex $v \in T(r(E_w^1))$ emits two distinct edges.
- (iii) If $e, f \in E_w^1$ are not in line, then $T(r(e)) \cap T(r(f)) = \emptyset$.
- (iv) No cycle in (E, w) is based at a vertex $v \in T(r(E_w^1))$.

The weighted part of (E, w) is called *well-behaved* if it is weakly well-behaved and additionally Condition (v) below holds.

- (v) There is no $n \geq 1$ and paths $p_1, \dots, p_n, q_1, \dots, q_n$ in (E, w) such that $r(p_i) = r(q_i)$ ($1 \leq i \leq n$), $s(p_1) = s(q_n)$, $s(p_i) = s(q_{i-1})$ ($2 \leq i \leq n$) and for any $1 \leq i \leq n$, the first letter of p_i is a weighted edge, the first letter of q_i is an unweighted edge and the last letters of p_i and q_i are distinct.

Each of the Conditions (i)-(v) in Definition 19 above “forbids” a certain constellation in the weighted graph (E, w) . The pictures below illustrate these forbidden constellations. A double headed arrow stands for a weighted edge (this notation is also an idea of P. N. Tan) and a dashed arrow stands for an unweighted edge. A dotted arrow stands for a path.

(i)



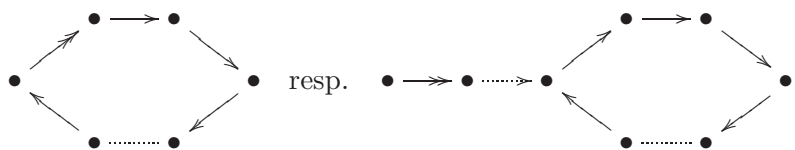
(ii)




(iii)



(iv)



(v)



We need two more definitions.

Definition 20 (INDEX OF A NONTRIVIAL NOD-PATH). Let $p = x_1 \dots x_n$ be a nontrivial nod-path. Then there are uniquely determined $e^{(i)} \in E^1$, $j_i \in \{1, \dots, w(e^{(i)})\}$ ($1 \leq i \leq n$) such that $x_i = e_{j_i}^{(i)}$ or $x_i = (e_{j_i}^{(i)})^*$ for any $1 \leq i \leq n$. The positive integer $\text{ind}(p) := \max\{j_i \mid 1 \leq i \leq n\}$ is called the *index of p* .

Definition 21 (SUPER-SPECIAL AND UNWEIGHTED PATHS IN \hat{E}). Let $p = e_{j_1}^{(1)} \dots e_{j_n}^{(n)}$, where $e^{(i)} \in E^1$ and $j_i \in \{1, \dots, w(e^{(i)})\}$ for any $1 \leq i \leq n$, be a nontrivial path in \hat{E} . Then p is called *super-special* if $j_i > \max\{w(f) \mid f \in s^{-1}(s(e^{(i)})), f \neq e^{(i)}\}$ (with the convention $\max \emptyset = 0$) for any $1 \leq i \leq n$. Note that if p is super-special, then all $e^{(i)}$'s are special. p is called *unweighted* if all $e^{(i)}$'s are unweighted.

The next lemma describes a key property of weighted graphs whose weighted part is weakly well-behaved.

Lemma 22. *Suppose the weighted part of (E, w) is weakly well-behaved. Let $o = x_1 \dots x_m$ be a nod-path such that $x_1 = e_i$ for some $e \in E_w^1$ and $2 \leq i \leq w(e)$. Then $o = p_1 q_1^* \dots p_n q_n^*$ or $o = p_1 q_1^* \dots p_{n-1} q_{n-1}^* p_n$ where $n \geq 1$, p_1, \dots, p_n are super-special paths in \hat{E} and q_1, \dots, q_n are unweighted paths in \hat{E} .*

Proof. Clearly there are paths p_1, \dots, p_n and q_1, \dots, q_n in \hat{E} such that $o = p_1 q_1^* \dots p_n q_n^*$ or $o = p_1 q_1^* \dots p_{n-1} q_{n-1}^* p_n$ (any nod-path starting with a real edge is of that form). We show by induction on j that for any $1 \leq j \leq n$, p_j is super-special and q_j is unweighted.

$j = 1$ Write $p_1 = e_{i_1}^{(1)} \dots e_{i_k}^{(k)}$ (where $e^{(1)} = e$ and $i_1 = i$) and $q_1 = f_{j_1}^{(1)} \dots f_{j_l}^{(l)}$. It follows from Conditions (i) and (ii) in Definition 19 that p_1 is super-special (since $e \in E_w^1$ and $2 \leq i \leq w(e)$). Assume now that q_1 is not unweighted. Then there is an $1 \leq t \leq l$ such that $f^{(t)} \in E_w^1$. It follows from Condition (iii) in Definition 19 that $e^{(1)} = e$ and $f^{(t)}$ are in line. Now it is easy to deduce from Conditions (ii) and (iv) in Definition 19 that $e^{(k)} = f^{(l)}$. But this yields a contradiction since $e^{(k)}$ is special and therefore $e_{i_k}^{(k)}(f_{j_l}^{(l)})^*$ is forbidden. Thus q_1 is unweighted.

$j \rightarrow j + 1$ Clearly the index of the first letter of p_{j+1} is greater than 1 since q_j is unweighted. It follows as in the case $j = 1$ that p_j is super-special and q_j is unweighted. \square

Recall from [4] that a *nod²-path* is a nod-path p such that p^2 is a nod-path. A *quasicycle* is a nod²-path p such that none of the subwords of p^2 of length $< |p|$ is a nod²-path.

Corollary 23. *Suppose the weighted part of (E, w) is well-behaved. Then $\{c, c^* \mid c \text{ is a cycle in } \hat{E}\}$ is the set of all quasicycles.*

Proof. Let $o = x_1 \dots x_n$ be a quasicycle. First assume that $\text{ind}(o) > 1$. By [4, Remark 16(b),(c)] we may assume that $x_1 = e_i$ for some $e \in E_w^1$ and $2 \leq i \leq w(e)$. By Lemma 22, $o = p_1 q_1^* \dots p_n q_n^*$ or $o = p_1 q_1^* \dots p_{n-1} q_{n-1}^* p_n$ where $n \geq 1$, p_1, \dots, p_n are super-special paths in \hat{E} and q_1, \dots, q_n are unweighted paths in \hat{E} . But this contradicts Condition (v) in Definition 19 (note that paths in \hat{E} lift to paths in (E, w)). Hence $\text{ind}(o) = 1$. If o contained both real and ghost edges, then o^2 would have a forbidden subword of the form $e_1^* f_1$ where $e, f \in E^1$ which is not possible since o is a quasicycle. Thus $o = c$ or $o = c^*$ where c is a cycle in \hat{E} . \square

(E, w) is called *acyclic* if there is no cycle in (E, w) and *aquasicyclic* if there is no quasicycle. In [4] it was shown that $L_K(E, w)$ is finite-dimensional iff (E, w) is finite and aquasicyclic. Below we give another characterisation of the finite-dimensional wLpas which is due to P. N. Tan.

Lemma 24. *$L_K(E, w)$ is finite-dimensional iff (E, w) is finite, acyclic and its weighted part is well-behaved.*

Proof. (\Rightarrow) Suppose that $L_K(E, w)$ is finite-dimensional. It follows from Theorem 14 that (E, w) is finite and acyclic. One checks easily that if one of the Conditions (i)-(v) in Definition 19 were not satisfied, then there would be a nod²-path (compare [4, Proof of Lemma 33]) and hence $L_K(E, w)$ would have infinite dimension, again by Theorem 14. Hence the weighted part of (E, w) is well-behaved.

(\Leftarrow) Suppose that (E, w) is finite and acyclic and its weighted part is well-behaved. Then \hat{E} is acyclic since a cycle in \hat{E} would lift to a cycle in (E, w) . It follows from Corollary 23 that there is no quasicycle. Thus, by [4, Theorem 46], $L_K(E, w)$ is finite-dimensional. \square

Theorem 25 below follows from the lemma above and the fact that a finitely generated K -algebra A is finite-dimensional as a K -vector space iff $\text{GKdim } A = 0$.

Theorem 25. *The following are equivalent:*

- (i) $L_K(E, w)$ is finite-dimensional.
- (ii) (E, w) is finite, acyclic and the weighted part of (E, w) is well-behaved.
- (iii) (E, w) is finite and $\text{GKdim } L_K(E, w) = 0$.

The next goal is to prove the following theorem.

Theorem 26. *The following are equivalent:*

- (i) $L_K(E, w)$ is locally finite.
- (ii) (E, w) is finite, no cycle has an exit and the weighted part of (E, w) is well-behaved.
- (iii) (E, w) is finite and $\text{GKdim } L_K(E, w) \leq 1$.

We proceed by proving some results needed to prove Theorem 26.

Lemma 27. *Suppose that $L_K(E, w)$ is locally finite. Then (E, w) is finite.*

Proof. Assume that (E, w) is not finite. Then $|E^0| = \infty$. But $E^0 \subseteq L_K(E, w)_0$ and E^0 is a linearly independent set by Theorem 14 which contradicts the assumption that (E, w) is locally finite. \square

Lemma 28. *Suppose that $L_K(E, w)$ is locally finite. Then $\{p, p^* \mid p \text{ is a super-special, unweighted, closed path in } \hat{E}\}$ is the set of all nod²-paths.*

Proof. Let $o = x_1 \dots x_n$ be a nod²-path. Then there are uniquely determined $e^{(i)} \in E^1, j_i \in \{1, \dots, w(e^{(i)})\}$ ($1 \leq i \leq n$) such that $x_i = e_{j_i}^{(i)}$ or $x_i = (e_{j_i}^{(i)})^*$ for any $1 \leq i \leq n$. Assume that there is an i such that $e^{(i)} \in E_w^1$. By [4, Remark 16(b),(c)] we may assume that $i = n$ and $x_n = (e_{j_n}^{(n)})^*$ (note that the statements of [4, Remark 16(b),(c)] still are true if one replaces any appearance of “quasi-cycle” by “nod²-path”). Further we may assume that $j_n > 1$ (if $j_n = 1$, replace o by the nod²-path $o' := x_1 \dots x_{n-1} (e_2^{(n)})^*$). Clearly for any $k \geq 1$, $o^k (o^*)^k$ is a nod-path in the homogeneous 0-component $L_K(E, w)_0$. By Theorem 14 this

contradicts the assumption that $L_K(E, w)$ is locally finite. Hence $e^{(1)}, \dots, e^{(n)} \in E_u^1$.

Assume now that $|s^{-1}(s(e^{(i)}))| > 1$ for some $1 \leq i \leq n$. By [4, Remark 16(b),(c)] we may assume that $i = n$ and $x_n = e_{j_n}^{(n)}$. Choose $e^{s(e^{(n)})} \neq e^{(n)}$. Then for any $k \geq 1$, $o^k(o^*)^k$ is a nod-path in the homogeneous 0-component $L_K(E, w)_0$. By Theorem 14 this contradicts the assumption that $L_K(E, w)$ is locally finite. Hence $s^{-1}(s(e^{(i)})) = \{e^{(i)}\}$ for any $1 \leq i \leq n$.

Since $e^{(1)}, \dots, e^{(n)} \in E_u^1$, o cannot contain both real edges and ghost edges (otherwise o^2 would not be a nod-path). Hence $o = p$ or $o = p^*$ for some super-special, unweighted, closed path in \hat{E} . \square

Corollary 29. *Suppose that $L_K(E, w)$ is locally finite. Then no cycle in (E, w) has an exit.*

Proof. Let $c = e^{(1)} \dots e^{(n)}$ be a cycle in (E, w) . Then $\hat{c} := e_1^{(1)} \dots e_1^{(n)}$ is a cycle in \hat{E} . It follows from Lemma 28 that $s^{-1}(s(e^{(i)})) = \{e^{(i)}\}$ for any $1 \leq i \leq n$. Hence c has no exit. \square

Corollary 30. *Suppose that $L_K(E, w)$ is locally finite. Then the weighted part of (E, w) is well-behaved.*

Proof. One checks easily that if one of the Conditions (i)-(v) in Definition 19 does not hold, then there is a nod²-path starting with e_j for some $e \in E_w^1$ and $2 \leq j \leq w(e)$. But that contradicts Lemma 28. \square

Let E' denote the set of all real and ghost edges which do not appear in a quasicycle. Let P' denote the set of all nod-paths which are composed from elements of E' .

Lemma 31. *Suppose that (E, w) is finite, no cycle has an exit and the weighted part of (E, w) is well-behaved. Let c and d be cycles in \hat{E} based at vertices u resp. v . Then the following hold.*

- (i) *If $u = v$ then $c = d$.*
- (ii) *There is no $p \in P'$ such that $\hat{s}_d(p) = u$ and $\hat{r}_d(p) = v$.*

Proof. Clearly c and d have no exit in \hat{E} . Hence (i) holds.

Assume now that there is a $p = x_1 \dots x_m \in P'$ such that $\hat{s}_d(p) = u$ and $\hat{r}_d(p) = v$. Since c and d have no exit, we have $x_1 = e_1^*$ and $x_m = f_1$ where e_1 is an entrance for c and f_1 is an entrance for d (note that $w(e) = w(f) = 1$ because of Condition (iv) in Definition 19). Let i be minimal with the property that x_i is a real edge. Then there are $g, h \in E^1$, $1 \leq j \leq w(g)$ and $1 \leq k \leq w(h)$ such that $x_{i-1} = g_j^*$ and $x_i = h_k$. Clearly $g \in E_u^1$ (and hence $j = 1$) because of Condition (iv) in Definition 19. It follows that $h \in E_w^1$ and $k \geq 2$ since $g_j^* h_k$ is not forbidden. Set $o := x_i \dots x_m$. By Lemma 22, $o = p_1 q_1^* \dots p_{n-1} q_{n-1}^* p_n$ where $n \geq 1$, p_1, \dots, p_n are super-special paths in \hat{E} and q_1, \dots, q_{n-1} are unweighted paths in \hat{E} . Clearly the first letter of p_n equals $h'_{k'}$ for some $h' \in E_w^1$ and $k' \geq 2$ (since p_1 has this property and q_1, \dots, q_{n-1} are unweighted). But this contradicts Condition (iv) in Definition 19 since $\hat{r}(p_n) = v$. \square

In the following we will use the symbols $\xrightarrow{\text{nod}}$, \implies and \approx . They are defined in [4, Definition 14] resp. [4, Remark 16(b)]. A quasicycle q is called *selfconnected* if $q \xrightarrow{\text{nod}} q$. A sequence q_1, \dots, q_n of quasi-cycles is called a *chain of length n* if $q_i \not\approx q_j$ for any $i \neq j$ and $q_1 \implies q_2 \implies \dots \implies q_n$.

Corollary 32. *Suppose that (E, w) is finite, no cycle has an exit and the weighted part of (E, w) is well-behaved. Then $\text{GKdim } L_K(E, w) \leq 1$.*

Proof. By Corollary 23 $\{c, c^* \mid c \text{ is a cycle in } \hat{E}\}$ is the set of all quasicycles. Since no cycle has an exit and the weighted part of (E, w) is well-behaved, any cycle in \hat{E} is unweighted and super-special. Suppose qq' is a nod-path where q and q' are quasicycles. Then $q = q'$ by Lemma 31(i) (note that if c is a cycle in \hat{E} , then cc^* and c^*c are not nod-paths since c is unweighted and super-special). Next we show that if q and q' are quasicycles such that $q \not\approx q'$ or $q = q'$, then $q \xrightarrow{\text{nod}} q'$ cannot hold (and hence no quasicycle is selfconnected and the maximal length of a chain of a quasicycles is 1).

Let q and q' be quasicycles such that $q \not\approx q'$ or $q = q'$ and assume that $q \xrightarrow{\text{nod}} q'$. We only consider the case that $q = c$ for some cycle c in \hat{E} , the case that $q = c^*$ for some cycle c in \hat{E} can be treated similarly. Since

$c \xrightarrow{\text{nod}} q'$ there is a nod-path o such that c is not a prefix of o and coq' is a nod-path. Write $c = x_1 \dots x_m$ and $o = y_1 \dots y_n$.

Case 1 Suppose that y_1, \dots, y_n are real edges. Then $o = x_1 \dots x_k$ for some $1 \leq k < m$ since c has no exit. Set $c' := x_{k+1} \dots x_m x_1 \dots x_k$. Assume that $q' = d$ for some cycle d in \hat{E} . Then it follows from Lemma 31(i) that $d = c'$. But that contradicts the assumption that $q \not\approx q'$ or $q = q'$. Assume now that $q' = d^*$ for some cycle d in \hat{E} . It follows again from Lemma 31(i) that $d = c'$. But now we get the contradiction that $c'(c')^*$ is a nod-path.

Case 2 Suppose that one of the letters y_1, \dots, y_n is a ghost edge. Let i be minimal such that y_i is a ghost edge. Then $y_i = (f_j)^*$ for some $f \in E^1$ and $1 \leq j \leq w(e)$. Clearly $y_1 \dots y_{i-1} = x_1 \dots x_{i-1}$. Clearly $x_{i-1} = e_1$ where $e \in E^1$ is special since c is unweighted and super-special. Since $y_{i-1}y_i = x_{i-1}y_i = e_1(f_j)^*$ is not forbidden, we have $e \neq f$. Assume f_j is a letter of a cycle. Then, by Lemma 31(i), f_j is a letter of c . Since $r(e) = r(f)$ it follows that $f_j = e_1$ which cannot hold since $e \neq f$. Hence $f_j \in E'$. It follows from Lemma 31(ii), that $y_i \dots y_n \in P'$. But that contradicts Lemma 31(ii) since clearly there are cycles c' and d in \hat{E} such that c' is based at $\hat{s}_d(y_i \dots y_n)$ and d is based at $\hat{r}_d(y_i \dots y_n)$.

Hence no quasicycle is selfconnected and the maximal length of a chain of a quasicycles is 1. Thus $\text{GKdim } L_K(E, w) \leq 1$ by [4, Theorem 22]. \square

Lemma 33. *Let q be a quasicycle such that qq^* is a nod-path and $q \approx q^*$. Then $q = q^*$.*

Proof. Write $q = x_1 \dots x_n$. Then $qq^* = x_1 \dots x_n x_n^* \dots x_1^*$. Since qq^* is a nod-path, $x_n x_n^*$ is not forbidden. Since $q \approx q^*$ there is a $k \in \{1, \dots, n\}$ such that $x_{k+1} \dots x_n x_1 \dots x_k = x_n^* \dots x_1^*$. Assume that $k < n$. Then $x_l^* = x_n$ for some $l > 1$. Since $x_n x_n^*$ is not forbidden, it follows that $x_n^* \dots x_l^*$ is a nod²-path. But this cannot hold since q^* is a quasicycle. Thus $k = n$ and therefore $q = q^*$. \square

Lemma 34. *Suppose that (E, w) is finite and $\text{GKdim } L_K(E, w) \leq 1$. Then there is no quasicycle of homogeneous degree $0 = (0, \dots, 0)$.*

Proof. Suppose that there is a quasicycle $q = x_1 \dots x_n$ of homogeneous degree 0. Assume that $\text{ind}(q) = 1$. Then q consists only of real edges or only of ghost edges. But this contradicts the assumption that q has homogeneous degree 0. Therefore $\text{ind}(q) > 1$ and hence there is a $1 \leq i \leq n$, an $e \in E_w^1$ and a $2 \leq j \leq w(e)$ such that $x_i = e_j$ or $x_i = e_j^*$. By [4, Remark 16(b),(c)] we may assume that $i = n$ and $x_n = e_j^*$. It follows that $qq^* = x_1 \dots x_{n-1} e_j^* e_j x_{n-1}^* \dots x_1^*$ is a nod-path and therefore $q \implies q^*$. Hence, by [4, Theorem 22], $q \approx q^*$. It follows from the previous lemma that $q = q^*$. Hence $x_1 = e_j$. Set $q' := x_1 \dots x_{n-1} e_1^*$. One checks easily that q' is a quasicycle. Clearly $q(q')^*$ is a nod-path and therefore $q \implies (q')^*$. But $q \not\approx (q')^*$ (by [4, Remark 16(a)], e_j^* appears precisely once in q ; hence it does not appear in q' and therefore e_j does not appear in $(q')^*$). This contradicts the assumption that $\text{GKdim } L_K(E, w) \leq 1$. \square

Corollary 35. *Suppose that (E, w) is finite and $\text{GKdim } L_K(E, w) \leq 1$. Then $L_K(E, w)$ is locally finite.*

Proof. Since (E, w) is finite and $\text{GKdim } L_K(E, w) \leq 1$, any nontrivial nod-path is of the form $oq^k q'p$ where q is a quasicycle, $k \geq 0$, o and p are either the empty word or nod-paths in P' and q' is either the empty word or a prefix of q not equal to q . By [4, Remark 16(a)], there are only finitely many quasicycles and, by Lemma 34, none of them is of homogeneous degree 0. Further we have $|P'| < \infty$ by [4, Lemma 21]. Thus $L_K(E, w)$ is locally finite (for fixed o, p, q and q' as above there can at most be one nod-path of the form $oq^k q'p$ in each homogeneous component). \square

We are now ready to prove Theorem 26.

Proof of Theorem 26. (i) \implies (ii). Suppose $L_K(E, w)$ is locally finite. Then (E, w) is finite, no cycle has an exit and the weighted part of (E, w) is well-behaved by Lemma 27, Corollary 29 and Corollary 30.

(ii) \Rightarrow (iii). Suppose that (E, w) is finite, no cycle has an exit and the weighted part of (E, w) is well-behaved. Then $\text{GKdim } L_K(E, w) \leq 1$ by Corollary 32.

(iii) \Rightarrow (i). Suppose that (E, w) is finite and $\text{GKdim } L_K(E, w) \leq 1$. Then $L_K(E, w)$ is locally finite by Corollary 35.

Remark 36. The proof of Corollary 35 shows that if $L_K(E, w)$ is locally finite, then $|P'|^2 kl$, where k is the number of quasicycles and l is the maximal length of a quasicycle, is an upper bound for $\{\dim_K L_K(E, w)_g \mid g \in \mathbb{Z}^n\}$, where n is the maximal weight.

5. LOCALLY FINITE WLPAS ARE ISOMORPHIC TO LOCALLY FINITE LPAS

In this section we show that if $L_K(E, w)$ is locally finite, then it is isomorphic to a locally finite Leavitt path algebra. It is well-known that a locally finite Leavitt path algebra over a field K is isomorphic to a finite direct sum of matrix algebras over K and $K[X, X^{-1}]$ and therefore is Noetherian, cf. [1, Theorem 4.2.17].

We call an $e \in E_w^1$ *weighted edge of type A* if $s^{-1}(s(e)) = \{e\}$ and *weighted edge of type B* otherwise. The subset of E_w^1 consisting of all weighted edges of type A (resp. B) is denoted by $E_{w,A}^1$ (resp. $E_{w,B}^1$).

Proposition 37. *Suppose $L_K(E, w)$ is locally finite. Then there is a weighted graph (\tilde{E}, \tilde{w}) such that $\tilde{E}_w^1 = \tilde{E}_{w,B}^1 = E_{w,B}^1$, the elements of $\tilde{r}(\tilde{E}_w^1)$ are sinks in (\tilde{E}, \tilde{w}) , $L_K(\tilde{E}, \tilde{w}) \cong L_K(E, w)$ and $L_K(\tilde{E}, \tilde{w})$ is locally finite.*

Proof. Set $Z := T(r(E_w^1)) \cup s(E_{w,A}^1)$. Note that Z is a hereditary subset of E^0 . Define a weighted graph (\tilde{E}, \tilde{w}) by $\tilde{E}^0 = E^0$, $\tilde{E}^1 = \tilde{E}_Z^1 \sqcup \tilde{E}_{Z^c}^1$ where

$$\tilde{E}_Z^1 = \{e^{(1)}, \dots, e^{(w(e))} \mid e \in E^1, s(e) \in Z\} \text{ and } \tilde{E}_{Z^c}^1 = \{e \mid e \in E^1, s(e) \in E^0 \setminus Z\},$$

$\tilde{s}(e^{(i)}) = r(e)$, $\tilde{r}(e^{(i)}) = s(e)$ and $\tilde{w}(e^{(i)}) = 1$ for any $e^{(i)} \in \tilde{E}_Z^1$ and $\tilde{s}(e) = s(e)$, $\tilde{r}(e) = r(e)$ and $\tilde{w}(e) = w(e)$ for any $e \in \tilde{E}_{Z^c}^1$. One checks easily that $\tilde{E}_w^1 = \tilde{E}_{w,B}^1 = E_{w,B}^1$ and the elements of $\tilde{r}(\tilde{E}_w^1)$ are sinks in (\tilde{E}, \tilde{w}) .

The proof that $L_K(\tilde{E}, \tilde{w}) \cong L_K(E, w)$ is very similar to the proof of [3, Proposition 28] and therefore is omitted.

It remains to show that $L_K(\tilde{E}, \tilde{w})$ is locally finite. By Theorem 26 it suffices to show that (\tilde{E}, \tilde{w}) is finite, no cycle in (\tilde{E}, \tilde{w}) has an exit and the weighted part of (\tilde{E}, \tilde{w}) is well-behaved. Clearly (\tilde{E}, \tilde{w}) is finite. Next we show that no cycle in (\tilde{E}, \tilde{w}) has an exit. Let $\tilde{c} = x_1 \dots x_n$ be a cycle in (\tilde{E}, \tilde{w}) and $y \in \tilde{E}^1$ an exit for \tilde{c} . First assume that $\tilde{s}(x_i) \notin Z$ for any $1 \leq i \leq n$. Then $x_1, \dots, x_n, y \in \tilde{E}_{Z^c}^1$ (note that $\tilde{s}(e^{(i)}) = r(e) \in Z$ for any $e^{(i)} \in \tilde{E}_Z^1$ since Z is hereditary). It follows that \tilde{c} is a cycle in (E, w) and y is an exit for \tilde{c} in (E, w) . But this yields a contradiction since no cycle in (E, w) has an exit (by Theorem 26 since $L_K(E, w)$ is locally finite). Assume now that $\tilde{s}(x_i) \in Z$ for some $1 \leq i \leq n$. Then $\tilde{s}(x_i) \in Z$ for any $1 \leq i \leq n$ (note that Z is also hereditary in (\tilde{E}, \tilde{w})). Hence $x_1, \dots, x_n \in \tilde{E}_Z^1$. Define the map

$$\begin{aligned} \phi : \tilde{E}_Z^1 &\rightarrow E^1 \\ e^{(j)} &\mapsto e. \end{aligned}$$

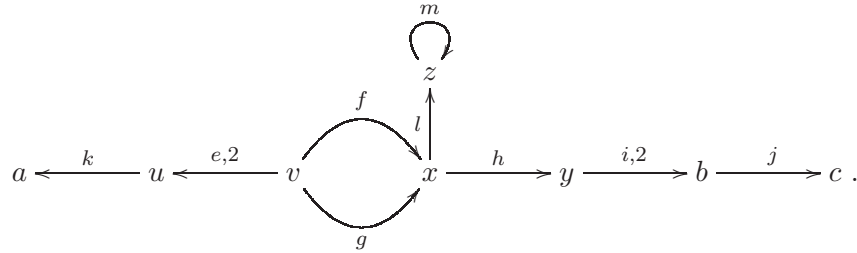
Clearly $\phi(x_n) \dots \phi(x_1)$ is a cycle in (E, w) . But this yields a contradiction since (E, w) satisfies Condition (iv) in Definition 19.

It remains to show that the weighted part of (\tilde{E}, \tilde{w}) is well-behaved, i.e. that Conditions (i)-(v) in Definition 19 are satisfied.

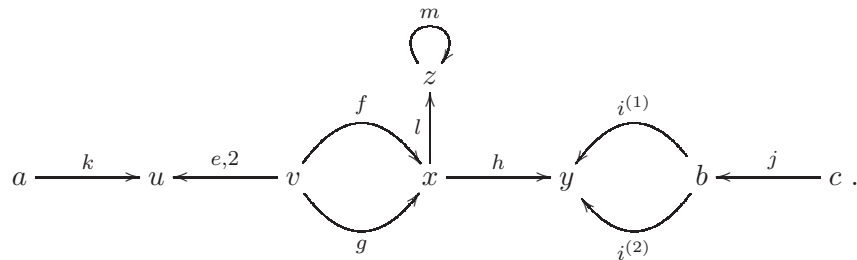
- (i) If $v \in Z$, then clearly $\tilde{s}^{-1}(v) \subseteq \tilde{E}_Z^1$. But $\tilde{w}(e^{(i)}) = 1$ for any $e^{(i)} \in \tilde{E}_Z^1$. Hence v does not emit any weighted edge in (\tilde{E}, \tilde{w}) . Suppose now that $v \in \tilde{E}^0 \setminus Z$. One checks easily that $\tilde{s}^{-1}(v) = s^{-1}(v)$ and further $\tilde{w}(e) = w(e)$ for any $e \in \tilde{s}^{-1}(v)$. Since v does not emit two distinct weighted edges in (E, w) , v does not emit two distinct weighted edges in (\tilde{E}, \tilde{w}) .
- (ii) Obvious since the ranges of the weighted edges in (\tilde{E}, \tilde{w}) are sinks.

- (iii) Assume that there are $e, f \in \tilde{E}_w^1$ such that e and f are not in line in (\tilde{E}, \tilde{w}) (in particular $e \neq f$) and $\tilde{T}(\tilde{r}(e)) \cap \tilde{T}(\tilde{r}(f)) \neq \emptyset$ (if $z \in \tilde{E}^0$, then we denote by $\tilde{T}(z)$ the tree of z in (\tilde{E}, \tilde{w})). Since the ranges of e and f are sinks in (\tilde{E}, \tilde{w}) , it follows that $\tilde{r}(e) = \tilde{r}(f) =: v$. Clearly $e, f \in \tilde{E}_{Z^c}^1$. Hence $r(e) = \tilde{r}(e) = v = \tilde{r}(f) = r(f)$, $w(e) = \tilde{w}(e) > 1$ and $w(f) = \tilde{w}(f) > 1$. Since (E, w) satisfies Condition (iii) in Definition 19, e and f are in line in (E, w) . Since $e \neq f$, we have $v = r(e) \geq s(f)$ or $v = r(f) \geq s(e)$. In either case the existence of a cycle based at v follows. Since (E, w) satisfies Condition (iv) in Definition 19, we arrived at a contradiction.
- (iv) Obvious since the ranges of the weighted edges in (\tilde{E}, \tilde{w}) are sinks.
- (v) Assume there is an $n \geq 1$ and paths $\tilde{p}_1, \dots, \tilde{p}_n, \tilde{q}_1, \dots, \tilde{q}_n$ in (\tilde{E}, \tilde{w}) such that $\tilde{r}(\tilde{p}_i) = \tilde{r}(\tilde{q}_i)$ ($1 \leq i \leq n$), $\tilde{s}(\tilde{p}_1) = \tilde{s}(\tilde{q}_n)$, $\tilde{s}(\tilde{p}_i) = \tilde{s}(\tilde{q}_{i-1})$ ($2 \leq i \leq n$) and for any $1 \leq i \leq n$, the first letter of \tilde{p}_i is a weighted edge, the first letter of \tilde{q}_i is an unweighted edge and the last letters of \tilde{p}_i and \tilde{q}_i are distinct. Clearly $\tilde{s}(\tilde{p}_i) \notin Z$ and $\tilde{r}(\tilde{p}_i) \in Z$ for any i since the first (and last since the ranges of weighted edges are sinks) letter of \tilde{p}_i is weighted. Hence $\tilde{s}(\tilde{q}_i) \notin Z$ and $\tilde{r}(\tilde{q}_i) \in Z$ for any i . For any i write $\tilde{q}_i = \tilde{f}^{(i1)} \dots \tilde{f}^{(im_i)}$ where $\tilde{f}^{(i1)}, \dots, \tilde{f}^{(im_i)} \in \tilde{E}^1$. Let k_i be maximal with the property that $\tilde{s}(\tilde{f}^{(ik_i)}) \notin Z$. Then $\tilde{s}(\tilde{f}^{(i(k_i+1))}), \dots, \tilde{s}(\tilde{f}^{(im_i)}) \in Z$ and hence $\tilde{f}^{(i(k_i+1))}, \dots, \tilde{f}^{(im_i)} \in \tilde{E}_Z^1$. For any $1 \leq i \leq n$ set $p_i := \tilde{p}_i \phi(\tilde{f}^{(im_i)}) \dots \phi(\tilde{f}^{(i(k_i+1))})$, where ϕ is the map defined on the previous page, and $q_i := \tilde{f}^{(i1)} \dots \tilde{f}^{(ik_i)}$. One checks easily that $p_1, \dots, p_n, q_1, \dots, q_n$ are paths in (E, w) such that $r(p_i) = r(q_i)$ ($1 \leq i \leq n$), $s(p_1) = s(q_n)$, $s(p_i) = s(q_{i-1})$ ($2 \leq i \leq n$) and for any $1 \leq i \leq n$, the first letter of p_i is a weighted edge, the first letter of q_i is an unweighted edge and the last letters of p_i and q_i are distinct. But this yields a contradiction since (E, w) satisfies Condition (v) in Definition 19. \square

Example 38. Suppose (E, w) is the weighted graph



The weighted edge i is of type A and the weighted edge e is of type B. Let Z be defined as in the proof of Proposition 37. Then $Z = \{a, u, y, b, c\}$. Let (\tilde{E}, \tilde{w}) be the weighted graph



Then $L_K(E, w) \cong L_K(\tilde{E}, \tilde{w})$. In (\tilde{E}, \tilde{w}) there is only one weighted edge, namely e , and it is of type B. Further $u = \tilde{r}(e)$ is a sink in (\tilde{E}, \tilde{w}) .

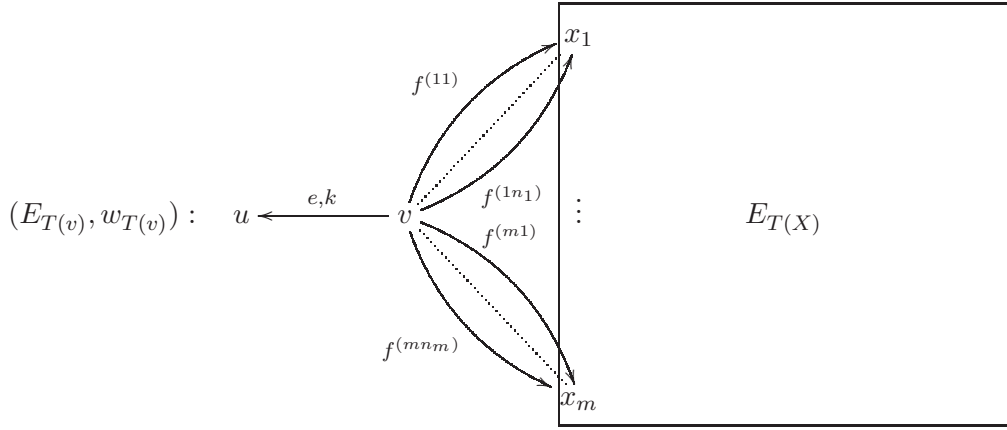
The next goal is to remove also the weighted edges of type B without changing the wLpa, so that eventually one arrives at an unweighted weighted graph (see Example 12).

Lemma 39. Suppose $L_K(E, w)$ is locally finite and (E, w) is not unweighted. Then there is a $v \in E_w^0$ such that $T(v) \cap E_w^0 = \{v\}$ (i.e. v is the only vertex in $T(v)$ which emits a weighted edge).

Proof. Let \geq be the preorder on E^0 defined in Definition 16. Assume that there are distinct $u, v \in E_w^0$ such that $u \geq v$ and $v \geq u$. Then there is a closed path $p = e^{(1)} \dots e^{(n)}$ based at u . It follows from Lemma 28 that $w(e^{(1)}) = 1$ and $s^{-1}(u) = \{e^{(1)}\}$. But this contradicts the assumption that $u \in E_w^0$. Hence the restriction of \geq to E_w^0 is a partial order. Since E_w^0 is nonempty and finite, it contains a minimal element v . Clearly $T(v) \cap E_w^0 = \{v\}$. \square

Lemma 40. *Suppose $L_K(E, w)$ is locally finite, $E_w^1 = E_{w, B}^1$ and the elements of $r(E_w^1)$ are sinks. Let $v \in E_w^0$ such that $T(v) \cap E_w^0 = \{v\}$. Then there is a directed graph E' such that $L_K(E_{T(v)}, w_{T(v)}) \cong L_K(E')$ via an isomorphism which maps vertices to sums of distinct vertices.*

Proof. Clearly there is an integer $k \geq 2$, integers $m, n_1, \dots, n_m \geq 1$, a vertex $u \in E^0 \setminus \{v\}$, pairwise distinct vertices $x_1, \dots, x_m \in E^0 \setminus \{v\}$ and pairwise distinct edges $e, f^{(ij)} \in E^1$ ($1 \leq i \leq m, 1 \leq j \leq n_i$) such that $s^{-1}(v) = \{e, f^{(ij)} \mid 1 \leq i \leq m, 1 \leq j \leq n_i\}$, $r(e) = u$, $r(f^{(ij)}) = x_i$, $w(e) = k$ and $w(f^{(ij)}) = 1$. Set $X := \{x_1, \dots, x_m\}$. Since no cycle in (E, w) has an exit, $v \notin T(X)$. Because of Condition (v) in Definition 19 (applied with $n = 1$), $u \notin T(X)$. The picture below illustrates the weighted graph $(E_{T(v)}, w_{T(v)})$.

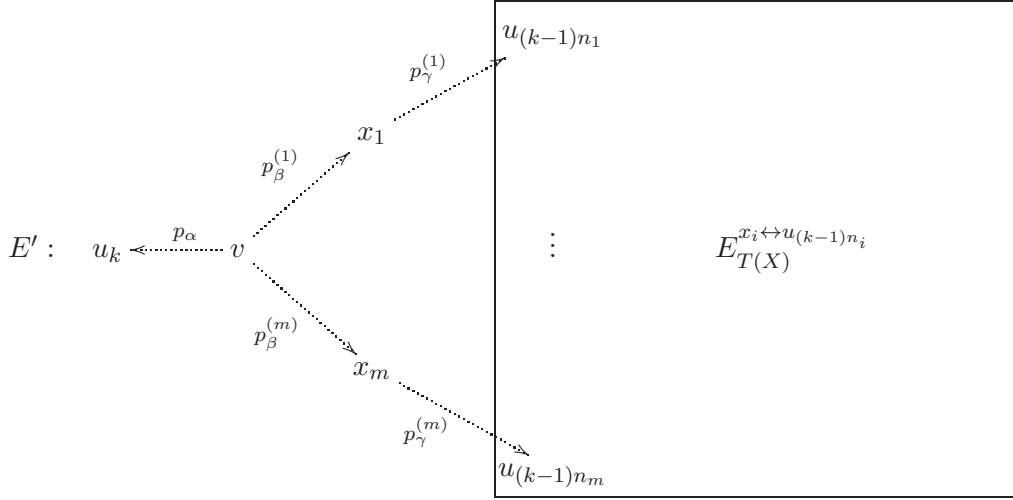


Define a directed graph E' by

$$\begin{aligned}
 (E')^0 &:= \{u_i \ (1 \leq i \leq k), u_{ij} \ (1 \leq i \leq m, 1 \leq j \leq (k-1)n_i), v, v_{ij} \ (1 \leq i \leq m, 2 \leq j \leq n_i)\} \sqcup T(X), \\
 (E')^1 &:= \{\alpha^{(i)} \ (1 \leq i \leq k), \beta^{(ij)} \ (1 \leq i \leq m, 1 \leq j \leq n_i), \gamma^{(ij)} \ (1 \leq i \leq m, 1 \leq j \leq (k-1)n_i)\} \sqcup s^{-1}(T(X)), \\
 s'(\alpha^{(1)}) &= v, \ r'(\alpha^{(1)}) = u_1, \ s'(\alpha^{(i)}) = u_{i-1}, \ r'(\alpha^{(i)}) = u_i \ (i \geq 2), \\
 s'(\beta^{(i1)}) &= v, \ r'(\beta^{(i1)}) = v_{i2}, \ s'(\beta^{(ij)}) = v_{ij}, \ r'(\beta^{(ij)}) = v_{i,j+1} \ (1 < j < n_i), \ s'(\beta^{(in_i)}) = v_{in_i}, \ r'(\beta^{(in_i)}) = x_i, \\
 s'(\gamma^{(i1)}) &= x_i, \ r'(\gamma^{(i1)}) = u_{i1}, \ s'(\gamma^{(ij)}) = u_{i,j-1}, \ r'(\gamma^{(ij)}) = u_{ij} \ (j \geq 2), \\
 s'(g) &= \begin{cases} s(g), & \text{if } s(g) \in T(X) \setminus X, \\ u_{i,(k-1)n_i}, & \text{if } s(g) = x_i, \end{cases} \quad , \quad r'(g) = \begin{cases} r(g), & \text{if } r(g) \in T(X) \setminus X, \\ u_{i,(k-1)n_i}, & \text{if } r(g) = x_i, \end{cases} \quad (g \in E^1, s(g) \in T(X)).
 \end{aligned}$$

The next picture illustrates E' . We set $p_\alpha := \alpha^{(1)} \dots \alpha^{(k)}$, $p_\beta^{(i)} := \beta^{(i1)} \dots \beta^{(in_i)}$ ($1 \leq i \leq m$) and $p_\gamma^{(i)} := \gamma^{(i1)} \dots \gamma^{(i,(k-1)n_i)}$ ($1 \leq i \leq m$). By $E_{T(X)}^{x_i \leftrightarrow u_{(k-1)n_i}}$ we denote the directed graph one gets if one replaces x_i by $u_{(k-1)n_i}$ in $E_{T(X)}$ for any $1 \leq i \leq m$; in $E_{T(X)}^{x_i \leftrightarrow u_{(k-1)n_i}}$ the vertex $u_{(k-1)n_i}$ emits (resp. receives) the same

edges that x_i emits (resp. receives) in $E_{T(X)}$.



There is an algebra isomorphism $\phi : L_K(E_{T(v)}, w_{T(v)}) \rightarrow L_K(E')$ such that

$$\phi(u) = \sum u_i + \sum u_{ij}, \quad \phi(v) = v + \sum v_{ij} \quad \text{and} \quad \phi(y) = y \quad (y \in T(X)),$$

cf. [4, Proof of Lemma 37]. □

Next we want to show that we can “replace” the subgraph $(E_{T(v)}, w_{T(v)})$ in the previous lemma by the unweighted graph (E', w') within (E, w) without changing the wLpa.

Definition 41 (REPLACEMENT GRAPH). Let $H \subseteq E^0$ a hereditary subset, E' be a directed graph and $\phi : L_K(E_H, w_H) \rightarrow L_K(E')$ an isomorphism which maps vertices to sums of distinct vertices, i.e. for any $v \in H$ there are distinct $u'_{v,1}, \dots, u'_{v,n_v} \in (E')^0$ such that $\phi(v) = u'_{v,1} + \dots + u'_{v,n_v}$. The weighted graph (\tilde{E}, \tilde{w}) defined by

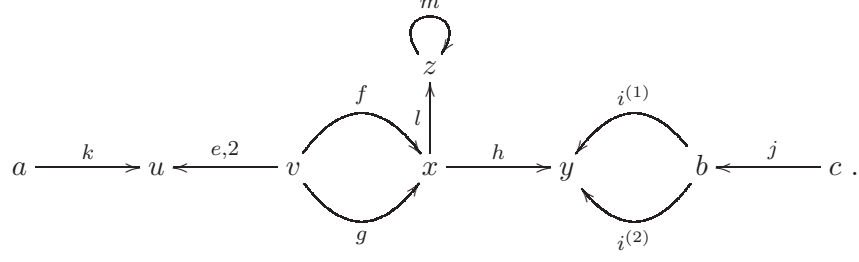
$$\begin{aligned} \tilde{E}^0 &= E^0 \setminus H \sqcup (E')^0, \\ \tilde{E}^1 &= \{e \mid e \in E^1, s(e), r(e) \in E^0 \setminus H\} \\ &\quad \sqcup \{e^{(1)}, \dots, e^{(n_r(e))} \mid e \in E^1, s(e) \in E^0 \setminus H, r(e) \in H\} \\ &\quad \sqcup (E')^1, \\ \tilde{s}(e) &= s(e), \tilde{r}(e) = r(e), \tilde{w}(e) = w(e) \quad (e \in E^1, s(e), r(e) \in E^0 \setminus H), \\ \tilde{s}(e^{(j)}) &= s(e), \tilde{r}(e^{(j)}) = u'_{r(e),j}, \tilde{w}(e^{(j)}) = w(e) \quad (e \in E^1, s(e) \in E^0 \setminus H, r(e) \in H, 1 \leq j \leq n_r(e)), \\ \tilde{s}(e') &= s'(e'), \tilde{r}(e') = r'(e'), \tilde{w}(e') = 1 \quad (e' \in (E')^1) \end{aligned}$$

is called the *replacement graph defined by ϕ* .

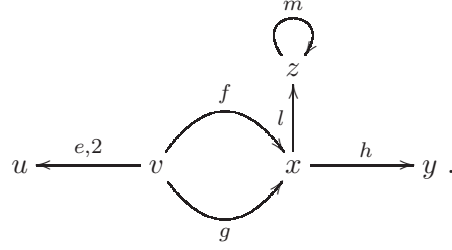
Replacement Lemma 42. Let $H \subseteq E^0$ be a hereditary subset, E' a directed graph and $\phi : L_K(E_H, w_H) \rightarrow L_K(E')$ an isomorphism which maps vertices to sums of distinct vertices. Then $L_K(E, w) \cong L_K(\tilde{E}, \tilde{w})$ where (\tilde{E}, \tilde{w}) is the replacement graph defined by ϕ .

Proof. See [4, Proof of Lemma 44]. □

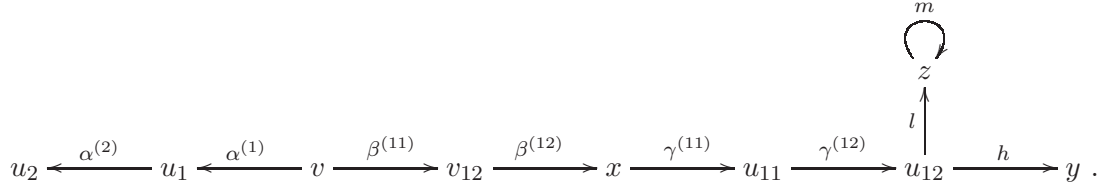
Example 43. Suppose (E, w) is the weighted graph



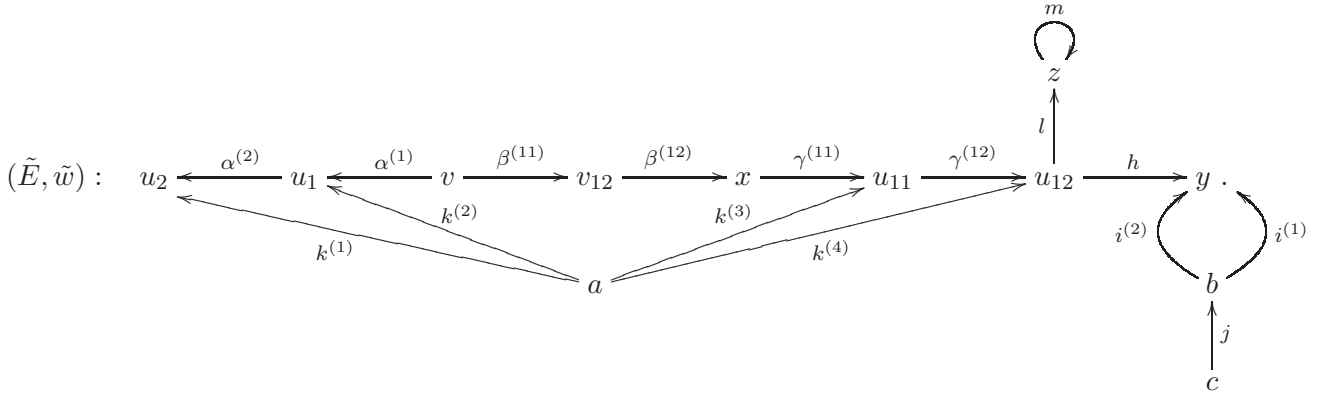
Then $(E_{T(v)}, w_{T(v)})$ is the weighted graph



Let E' be the directed graph



Then $L_K(E_{T(v)}, w_{T(v)}) \cong L_K(E')$ by Lemma 40. Let ϕ be the isomorphism mentioned in the proof of Lemma 40. Then the replacement graph defined by ϕ is the unweighted weighted graph



By the Replacement Lemma we have $L_K(E, w) \cong L_K(\tilde{E}, \tilde{w})$.

Proposition 44. Suppose $L_K(E, w)$ is locally finite, $E_w^1 = E_{w,B}^1$ and the elements of $r(E_w^1)$ are sinks. If (E, w) is not unweighted, then there is a weighted graph (\tilde{E}, \tilde{w}) such that $|\tilde{E}_w^1| = |E_w^1| - 1$, $L_K(\tilde{E}, \tilde{w}) \cong L_K(E, w)$ and $L_K(\tilde{E}, \tilde{w})$ is locally finite.

Proof. By Lemma 39 there is a $v \in E_w^0$ such that $T(v) \cap E_w^0 = \{v\}$. Let E' be the directed graph defined in the proof of Lemma 40. Let $\phi : L_K(E_{T(v)}, w_{T(v)}) \rightarrow L_K(E')$ be an isomorphism such that

$$\phi(u) = \sum u_i + \sum u_{ij}, \quad \phi(v) = v + \sum v_{ij} \quad \text{and} \quad \phi(y) = y \quad (y \in T(X))$$

(such a ϕ exists, see the proof of Lemma 40). Let (\tilde{E}, \tilde{w}) be the replacement graph defined by ϕ . Then clearly $|\tilde{E}_w^1| = |E_w^1| - 1$ (note that $r(g) \neq u, v$ for any $g \in E_w^1 \setminus \{e\}$, see (i) below). By the Replacement Lemma 42, $L_K(E, w) \cong L_K(\tilde{E}, \tilde{w})$. It remains to show that $L_K(\tilde{E}, \tilde{w})$ is locally finite. By Theorem 26 it suffices to show that (\tilde{E}, \tilde{w}) is finite, no cycle in (\tilde{E}, \tilde{w}) has an exit and the weighted part of (\tilde{E}, \tilde{w}) is well-behaved.

Clearly (\tilde{E}, \tilde{w}) is finite. Next we show that no cycle in (\tilde{E}, \tilde{w}) has an exit. Let $\tilde{c} = x_1 \dots x_n$ be a cycle in (\tilde{E}, \tilde{w}) and $y \in \tilde{E}^1$ an exit for \tilde{c} . Set

$$\tilde{E}_{(T(v))^c \rightarrow (T(v))^c}^1 := \{g \mid g \in E^1, s(g), r(g) \in E^0 \setminus T(v)\}$$

and

$$\tilde{E}_{(T(v))^c \rightarrow (E')^0}^1 := \{g^{(1)}, \dots, g^{(n_{r(g)})} \mid g \in E^1, s(g) \in E^0 \setminus T(v), r(g) \in T(v)\}.$$

Then $\tilde{E}^1 = \tilde{E}_{(T(v))^c \rightarrow (T(v))^c}^1 \sqcup \tilde{E}_{(T(v))^c \rightarrow (E')^0}^1 \sqcup (E')^1$. Clearly $x_1, \dots, x_n \in \tilde{E}_{(T(v))^c \rightarrow (T(v))^c}^1$ or $x_1, \dots, x_n \in (E')^1$ (note that $(E')^0$ equals the tree of v in (\tilde{E}, \tilde{w}) and hence is a hereditary subset of \tilde{E}^0). First assume that $x_1, \dots, x_n \in \tilde{E}_{(T(v))^c \rightarrow (T(v))^c}^1$. It follows that \tilde{c} is a cycle in (E, w) . Define a map $\psi : \tilde{E}_{(T(v))^c \rightarrow (E')^0}^1 \rightarrow E^1$ by $\psi(g^{(i)}) = g$. Clearly either $y \in \tilde{E}_{(T(v))^c \rightarrow (T(v))^c}^1$ and y is an exit for \tilde{c} in (E, w) or $y \in \tilde{E}_{(T(v))^c \rightarrow (E')^0}^1$ and $\psi(y)$ is an exit for \tilde{c} in (E, w) . But this yields a contradiction since no cycle in (E, w) has an exit. Assume now that $x_1, \dots, x_n \in (E')^1$. Then clearly $x_1, \dots, x_n, y \in s^{-1}(T(X))$. It follows that \tilde{c} is a cycle in (E, w) and y is an exit for \tilde{c} . But this yields a contradiction since no cycle in (E, w) has an exit.

It remains to show that the weighted part of (\tilde{E}, \tilde{w}) is well-behaved, i.e. that Conditions (i)-(v) in Definition 19 are satisfied.

- (i) It clearly suffices to show $r(g) \neq u, v$ for any $g \in E_w^1 \setminus \{e\}$ (and hence no weighted edge has more than one copy in the replacement graph (\tilde{E}, \tilde{w})). Let $g \in E_w^1$. Then $r(g) \neq v$ since $r(g)$ is a sink. Assume now that $r(g) = u = r(e)$. It follows that g and e are in line since (E, w) satisfies Condition (iii) in Definition 19. Since the ranges of g and e are sinks, it follows that $g = e$. Thus $r(g) \neq u, v$ for any $g \in E_w^1 \setminus \{e\}$.
- (ii) Let $\tilde{g} \in \tilde{E}_w^1$. We have to show that no vertex in $\tilde{T}(\tilde{r}(\tilde{g}))$ emits two distinct edges in (\tilde{E}, \tilde{w}) (if $z \in \tilde{E}^0$, then we denote by $\tilde{T}(z)$ the tree of z in (\tilde{E}, \tilde{w})). Clearly either $\tilde{g} \in \tilde{E}_{(T(v))^c \rightarrow (T(v))^c}^1$ or $\tilde{g} \in \tilde{E}_{(T(v))^c \rightarrow (E')^0}^1$. Assume first that $\tilde{g} \in \tilde{E}_{(T(v))^c \rightarrow (T(v))^c}^1$. Then clearly $\tilde{r}(\tilde{g}) = r(\tilde{g})$ is a sink in (\tilde{E}, \tilde{w}) since it is a sink in (E, w) . Hence no vertex in $\tilde{T}(\tilde{r}(\tilde{g}))$ emits an edge in (\tilde{E}, \tilde{w}) . Assume now that $\tilde{g} \in \tilde{E}_{(T(v))^c \rightarrow (E')^0}^1$. One checks easily that $\tilde{r}(\tilde{g})$ is a sink in (\tilde{E}, \tilde{w}) if $\tilde{r}(\tilde{g}) \notin X$. If $\tilde{r}(\tilde{g}) = x_i$ for some $1 \leq i \leq m$, then $\tilde{T}(\tilde{r}(\tilde{g})) = \{x_i, u_{i1}, \dots, u_{i, (k-1)n_i}\}$. While $x_i, u_{i1}, \dots, u_{i, (k-1)n_i-1}$ emit precisely one edge in (\tilde{E}, \tilde{w}) , the vertex $u_{i, (k-1)n_i}$ is a sink since x_i is a sink in (E, w) .
- (iii) Assume that there are $\tilde{g}, \tilde{h} \in \tilde{E}_w^1$ such that \tilde{g} and \tilde{h} are not in line in (\tilde{E}, \tilde{w}) (in particular $\tilde{g} \neq \tilde{h}$) and $\tilde{T}(\tilde{r}(\tilde{g})) \cap \tilde{T}(\tilde{r}(\tilde{h})) \neq \emptyset$. Clearly either $\tilde{g}, \tilde{h} \in \tilde{E}_{(T(v))^c \rightarrow (T(v))^c}^1$ or $\tilde{g}, \tilde{h} \in \tilde{E}_{(T(v))^c \rightarrow (E')^0}^1$. First assume that $\tilde{g}, \tilde{h} \in \tilde{E}_{(T(v))^c \rightarrow (T(v))^c}^1$. Then $\tilde{r}(\tilde{g})$ and $\tilde{r}(\tilde{h})$ are sinks in (\tilde{E}, \tilde{w}) . Hence $\tilde{r}(\tilde{g}) = \tilde{r}(\tilde{h}) = r(\tilde{h})$. Since (E, w) satisfies Condition (iii) in Definition 19, it follows that \tilde{g} and \tilde{h} are in line in (E, w) . But that cannot hold since $\tilde{g} \neq \tilde{h}$ and $r(\tilde{g})$ and $r(\tilde{h})$ are sinks. Assume now that $\tilde{g}, \tilde{h} \in \tilde{E}_{(T(v))^c \rightarrow (E')^0}^1$. Then it is easy to see that $r(\psi(\tilde{g})) = \tilde{r}(\tilde{g}) = \tilde{r}(\tilde{h}) = r(\psi(\tilde{h}))$. Since (E, w) satisfies Condition (iii) in Definition 19, it follows that $\psi(\tilde{g})$ and $\psi(\tilde{h})$ are in line in (E, w) . But that cannot hold since clearly $\psi(\tilde{g}) \neq \psi(\tilde{h})$ and $r(\psi(\tilde{g}))$ and $r(\psi(\tilde{h}))$ are sinks.
- (iv) Let $\tilde{g} \in \tilde{E}_w^1$. We have to show that no cycle in (\tilde{E}, \tilde{w}) is based at a vertex in $\tilde{T}(\tilde{r}(\tilde{g}))$. This is obvious if $\tilde{r}(\tilde{g}) \notin X$ since then $\tilde{r}(\tilde{g})$ is a sink (see (ii) above). Assume now that $\tilde{r}(\tilde{g}) = x_i$ for some $1 \leq i \leq m$. Then $\tilde{T}(\tilde{r}(\tilde{g})) = \{x_i, u_{i1}, \dots, u_{i, (k-1)n_i}\}$. Obviously no cycle in (\tilde{E}, \tilde{w}) is based in one of the vertices $x_i, u_{i1}, \dots, u_{i, (k-1)n_i}$ (note that $u_{i, (k-1)n_i}$ is a sink since x_i is a sink in (E, w)).
- (v) Assume there is an $n \geq 1$ and paths $\tilde{p}_1, \dots, \tilde{p}_n, \tilde{q}_1, \dots, \tilde{q}_n$ in (\tilde{E}, \tilde{w}) such that $\tilde{r}(\tilde{p}_i) = \tilde{r}(\tilde{q}_i)$ ($1 \leq i \leq n$), $\tilde{s}(\tilde{p}_1) = \tilde{s}(\tilde{q}_n)$, $\tilde{s}(\tilde{p}_i) = \tilde{s}(\tilde{q}_{i-1})$ ($2 \leq i \leq n$) and for any $1 \leq i \leq n$, the first letter of \tilde{p}_i is a weighted

edge, the first letter of \tilde{q}_i is an unweighted edge and the last letters of \tilde{p}_i and \tilde{q}_i are distinct. In order to get a contradiction it suffices to show that for any $1 \leq i \leq n$,

- (a) there are paths p_i and q_i in (E, w) such that $s(p_i) = \tilde{s}(\tilde{p}_i)$, $r(p_i) = r(q_i)$, $s(q_i) = \tilde{s}(\tilde{q}_i)$, the first letter of p_i is a weighted edge, the first letter of q_i is an unweighted edge and the last letters of p_i and q_i are distinct or
- (b) there are paths p_i , q_i , p'_i and q'_i in (E, w) such that $s(p_i) = \tilde{s}(\tilde{p}_i)$, $r(p_i) = r(q_i)$, $s(q_i) = s(p'_i)$, $r(p'_i) = r(q'_i)$, $s(q'_i) = \tilde{s}(\tilde{q}_i)$, the first letters of p_i and p'_i are weighted edges, the first letters of q_i and q'_i are unweighted edges, the last letters of p_i and q_i are distinct and the last letters of p'_i and q'_i are distinct

since (E, w) satisfies Condition (v) in Definition 19. Clearly $\tilde{s}(\tilde{p}_i) \in E^0 \setminus T(v)$ for any $1 \leq i \leq n$ since the first letters of the \tilde{p}_i 's are weighted edges. Hence $\tilde{s}(\tilde{q}_i) \in E^0 \setminus T(v)$ for any $1 \leq i \leq n$. Now fix an $i \in \{1, \dots, n\}$. If $\tilde{r}(\tilde{p}_i) = \tilde{r}(\tilde{q}_i) \in E^0 \setminus T(v)$, then $p_i := \tilde{p}_i$ and $q_i := \tilde{q}_i$ are paths in (E, w) which have the properties in (a) above (note that $(E')^0$ is hereditary in (\tilde{E}, \tilde{w})). Suppose now that $\tilde{r}(\tilde{p}_i) = \tilde{r}(\tilde{q}_i) \in (E')^0$. Let \tilde{g} be the first letter of \tilde{p}_i . Then $\tilde{g} \in \tilde{E}_{(T(v))^c \rightarrow (E')^0}^1$. Hence there is a $g \in E_w^1 \setminus \{e\}$ such that $r(g) \in T(X)$ and $\tilde{g} = g^{(1)}$ (note that $r(g) \neq u, v$, see (i) above).

Case 1 Assume that $r(g) = x_{i'}$ for some $1 \leq i' \leq m$. Write $\tilde{q}_i = \tilde{h}^{(1)} \dots \tilde{h}^{(l)}$ where $\tilde{h}^{(1)}, \dots, \tilde{h}^{(l)} \in \tilde{E}^1$. Let t be maximal with the property that $\tilde{s}(\tilde{h}^{(t)}) \in E^0 \setminus T(v)$. Then $\tilde{h}^{(1)}, \dots, \tilde{h}^{(t-1)} \in \tilde{E}_{(T(v))^c \rightarrow (T(v))^c}^1$, $\tilde{h}^{(t)} \in \tilde{E}_{(T(v))^c \rightarrow (E')^0}^1$ and $\tilde{h}^{(t+1)}, \dots, \tilde{h}^{(l)} \in (E')^1$. We distinguish four subcases.

Case 1.1 Assume that $\tilde{r}(\tilde{h}^{(t)}) \in \{u_{i''} \ (1 \leq i'' \leq k), u_{i''j} \ (1 \leq i'' \leq m, 1 \leq j \leq (k-1)n_{i''})\}$. Set $p_i := g$, $q_i = f^{(i'1)}$, $p'_i := e$ and $q'_i := \tilde{h}^{(1)} \dots \tilde{h}^{(t-1)} \psi(\tilde{h}^{(t)})$. One checks easily that p_i , q_i , p'_i and q'_i have the properties in (b) above.

Case 1.2 Assume that $\tilde{r}(\tilde{h}^{(t)}) \in \{v, v_{i''j} \ (1 \leq i'' \leq m, 2 \leq j \leq n_{i''})\}$. Set $p_i := g$ and $q_i = \tilde{h}^{(1)} \dots \tilde{h}^{(t-1)} \psi(\tilde{h}^{(t)}) f^{(i'1)}$. One checks easily that p_i and q_i have the properties in (a) above.

Case 1.3 Assume that $\tilde{r}(\tilde{h}^{(t)}) = x_{i'}$. Set $p_i := g$ and $q_i = \tilde{h}^{(1)} \dots \tilde{h}^{(t-1)} \psi(\tilde{h}^{(t)})$. One checks easily that p_i and q_i have the properties in (a) above.

Case 1.4 Assume that $\tilde{r}(\tilde{h}^{(t)}) \in T(X) \setminus X$. Then clearly $\tilde{r}(\tilde{p}_i) = \tilde{r}(\tilde{q}_i) = u^{(i', (k-1)n_{i'})}$. Set $p_i := g$ and $q_i = \tilde{h}^{(1)} \dots \tilde{h}^{(t-1)} \psi(\tilde{h}^{(t)}) \tilde{h}^{(t+1)} \dots \tilde{h}^{(l)}$. One checks easily that p_i and q_i have the properties in (a) above.

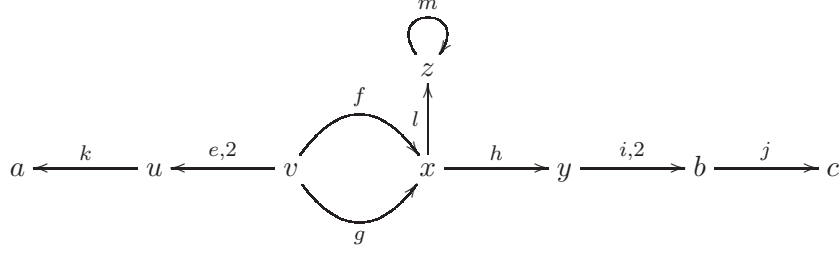
Case 2 Assume that $r(g) \in T(X) \setminus X$. This case is similar to Case 1 and is left to the reader. □

Now we are ready to prove the main result of this section.

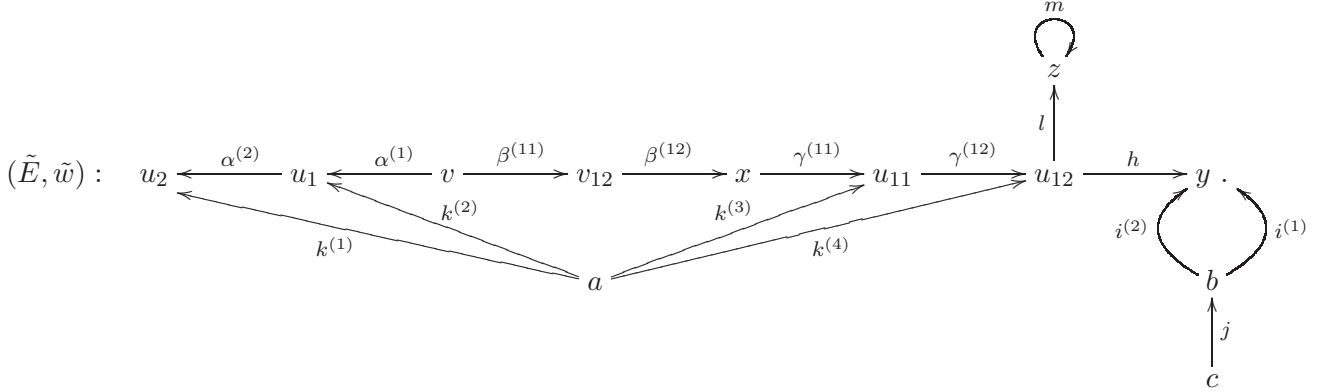
Theorem 45. *If $L_K(E, w)$ is locally finite, then it is isomorphic to a locally finite Leavitt path algebra. It follows that $L_K(E, w) \cong (\bigoplus_{i=1}^l M_{m_i}(K)) \oplus (\bigoplus_{j=1}^{l'} M_{n_j}(K[x, x^{-1}]))$ for some integers $l, l' \geq 0$ and $m_i, n_j \geq 1$. Hence $L_K(E, w)$ is Noetherian.*

Proof. It follows from Propositions 37 and 44 that there is an unweighted weighed graph (\tilde{E}, \tilde{w}) such that $L_K(\tilde{E}, \tilde{w}) \cong L_K(E, w)$ and $L_K(\tilde{E}, \tilde{w})$ is locally finite. Hence, by Example 12 and [1, Theorem 4.2.17], $L_K(E, w)$ is isomorphic to $(\bigoplus_{i=1}^l M_{m_i}(K)) \oplus (\bigoplus_{j=1}^{l'} M_{n_j}(K[x, x^{-1}]))$ for some integers $l, l' \geq 0$ and $m_i, n_j \geq 1$. It is well-known that $K[x, x^{-1}]$ is a Noetherian ring and hence so is any finite matrix ring over $K[x, x^{-1}]$. Thus $L_K(E, w)$ is Noetherian. □

Example 46. Suppose (E, w) is the weighted graph



from Example 38. Let (\tilde{E}, \tilde{w}) be the unweighted weighted graph



Then $L_K(E, w) \cong L_K(\tilde{E}, \tilde{w})$ by Examples 38 and 43. It follows from [1, Corollary 4.2.14] that $L_K(E, w) \cong M_5(K) \times M_{12}(K) \times M_8(K[x, x^{-1}])$.

6. NOETHERIAN WLPAS ARE LOCALLY FINITE

In this section we show that if $L_K(E, w)$ is Noetherian, then it is locally finite. Note that $L_K(E, w)$ is a ring with involution (cf. [2, Proposition 5.7]) and hence

$$L_K(E, w) \text{ is left Noetherian} \Leftrightarrow L_K(E, w) \text{ is right Noetherian} \Leftrightarrow L_K(E, w) \text{ is Noetherian.}$$

Definition 47 (LENOD-PATH). A *left-normal d-path* or *lenod-path* is a nod-path p such that the juxtaposition op is a nod-path for any nontrivial nod-path o such that $r(o) = s(p)$.

If A, B are nonempty words over the same alphabet, then we write $A \sim B$ if A is a suffix of B or B is a suffix of A and $A \not\sim B$ otherwise. If $X \subseteq L_K(E, w)$, then we denote by $LI(X)$ the left ideal of $L_K(E, w)$ generated by X .

Lemma 48. *If $L_K(E, w)$ is Noetherian, then there is no lenod-path p and nod²-path q such that $p \not\sim q$ and pq is a nod-path.*

Proof. Assume that there is a lenod-path p and a nod²-path q such that $p \not\sim q$ and pq is a nod-path. Let $n \geq 0$. Since p is a lenod-path, the left ideal $LI(p, pq, \dots, pq^n)$ equals the linear span of all nod-paths o such that one of the words p, pq, \dots, pq^n is a suffix of o . It follows that $LI(p, pq, \dots, pq^n) \subsetneq LI(p, pq, \dots, pq^{n+1})$ (clearly none of the words p, pq, \dots, pq^n is a suffix of pq^{n+1} since $p \not\sim q$) and thus $L_K(E, w)$ is not Noetherian. \square

Corollary 49. *If $L_K(E, w)$ is Noetherian, then there is no nod-path $q = x_1 \dots x_n$ such that $x_1 = e_2$ and $x_n = e_2^*$ for some $e \in E_w^1$.*

Proof. Assume that there is a nod-path $q = x_1 \dots x_n$ such that $x_1 = e_2$ and $x_n = e_2^*$ for some $e \in E_w^1$. Then clearly q is a nod²-path. Set $p := e_2 x_2 \dots x_{n-1} e_1^*$. One checks easily that p is a lenod-path such that $p \not\sim q$ and pq is a nod-path. Thus, by Lemma 48, $L_K(E, w)$ is not Noetherian. \square

Lemma 50. *If $L_K(E, w)$ is Noetherian, then there is no nod^2 -path p based at a vertex v such that pp^* is a nod-path and $p^*p = v$ in $L_K(E, w)$.*

Proof. Assume that there is a nod^2 -path p based at a vertex v such that pp^* is a nod-path and $p^*p = v$ in $L_K(E, w)$. Let $n \geq 0$. One checks easily that $(v - p^n(p^*)^n)(v - p^{n+1}(p^*)^{n+1}) = v - p^n(p^*)^n$. Hence $LI(v - p^n(p^*)^n) \subseteq LI(v - p^{n+1}(p^*)^{n+1})$. Assume now that there is an $a \in L_K(E, w)$ such that $a(v - p^n(p^*)^n) = v - p^{n+1}(p^*)^{n+1}$. Multiplying the equation by p^n on the right we get $0 = p^n - p^{n+1}p^*$ which cannot hold since $p^n - p^{n+1}p^*$ is a nontrivial linear combination of nod-paths. Hence $LI(v - p^n(p^*)^n) \subsetneq LI(v - p^{n+1}(p^*)^{n+1})$ and thus $L_K(E, w)$ is not Noetherian. \square

Theorem 51. *If $L_K(E, w)$ is Noetherian, then it is locally finite.*

Proof. By Theorem 26 it suffices to show that (E, w) is finite, no cycle has an exit and the weighted part of (E, w) is well-behaved. Clearly (E, w) is finite. Otherwise, taking a sequence $(v_n)_{n \geq 1}$ of pairwise distinct vertices one would have $LI(v_1) \subsetneq LI(v_1, v_2) \subsetneq \dots$. Next we will show that the weighted part of (E, w) is weakly well-behaved.

One checks easily that if one of the Conditions (i), (ii) and (iii) in Definition 19 is not satisfied, then there is a nod-path $q = x_1 \dots x_n$ such that $x_1 = e_2$ and $x_n = e_2^*$ for some $e \in E_w^1$ (cf. [4, Proof of Lemma 33]) which contradicts Corollary 49. Assume now that Condition (iv) in Definition 19 is not satisfied. Then there is an $e \in E_w^1$, an o which is either the empty word or a path in \hat{E} and a cycle c in \hat{E} such that e_2oc is a nod-path. Clearly we may assume that none of the edges of c appears in o . If $e_2o \not\sim c$, then we can apply Lemma 48 to get a contradiction. If $e_2o \sim c$, then o must be the empty word and $c = x_1 \dots x_{n-1}e_2$. But then we can replace c by the cycle $c' := x_1 \dots x_{n-1}e_1$ and apply Lemma 48 to get a contradiction. Hence Condition (iv) is satisfied and therefore the weighted part of (E, w) is weakly well-behaved.

It remains to show that Condition (v) in Definition 19 is satisfied and that no cycle has an exit. Assume that Condition (v) is not satisfied. Then there is a nod^2 -path $o = x_1 \dots x_m$ such that $x_1 = e_2$ for some $e \in E_w^1$. By Lemma 22, $o = p_1q_1^* \dots p_nq_n^*$ or $o = p_1q_1^* \dots p_{n-1}q_{n-1}^*p_n$ where $n \geq 1$, p_1, \dots, p_n are super-special paths in \hat{E} and q_1, \dots, q_n are unweighted paths in \hat{E} . Set $v := s(e)$. One checks easily that o^*o is a nod-path and $oo^* = v$ in $L_K(E, w)$ (note that $p_i p_i^* = s(p_i)$ and $q_i^* q_i = r(q_i)$ for any i since the p_i 's are super-special and the q_i 's are unweighted). But that contradicts Lemma 50. Hence Condition (v) is satisfied and therefore the weighted part of (E, w) is well-behaved.

Assume now that there is a cycle $c = e^{(1)} \dots e^{(n)}$ in (E, w) with an exit $f \in E^1$. Clearly $e^{(1)}, \dots, e^{(n)} \in E_u^1$ because of Condition (iv) in Definition 19. W.l.o.g. assume that $s(f) = s(e^{(n)})$ and $f \neq e^{(n)}$. Clearly we can choose $e^{s(e^{(n)})} \neq e^{(n)}$ since $w(e^{(n)}) = 1$. Set $v := s(c)$ and $\hat{c} := e_1^{(1)} \dots e_1^{(n)}$. Then clearly \hat{c} is a nod^2 -path based at v , $\hat{c}\hat{c}^*$ is a nod-path and $\hat{c}^*\hat{c} = v$. But that contradicts Lemma 50. Hence no cycle in (E, w) has an exit. \square

7. SUMMARY

By Theorems 26, 45 and 51 we have the following result:

Theorem 52. *Let K be a field and (E, w) a row-finite weighted graph. Then the following are equivalent:*

- (i) $L_K(E, w)$ is locally finite.
- (ii) (E, w) is finite, no cycle has an exit and the weighted part of (E, w) is well-behaved.
- (iii) (E, w) is finite and $\text{GKdim } L_K(E, w) \leq 1$.
- (iv) $L_K(E, w)$ is isomorphic to a locally finite Leavitt path algebra.
- (v) $L_K(E, w) \cong \left(\bigoplus_{i=1}^l M_{m_i}(K) \right) \oplus \left(\bigoplus_{j=1}^{l'} M_{n_j}(K[x, x^{-1}]) \right)$ for some integers $l, l' \geq 0$ and $m_i, n_j \geq 1$.
- (vi) $L_K(E, w)$ is Noetherian.

REFERENCES

- [1] G. Abrams, P. Ara, M. Siles Molina, *Leavitt path algebras*, Lecture Notes in Mathematics **2191**, Springer, 2017. [9](#), [15](#), [16](#)
- [2] R. Hazrat, *The graded structure of Leavitt path algebras*, Israel J. Math. **195** (2013), no. 2, 833–895. [1](#), [2](#), [3](#), [16](#)
- [3] R. Hazrat, R. Preusser, *Applications of normal forms for weighted Leavitt path algebras: simple rings and domains*, Algebr. Represent. Theor. **20** (2017), 1061–1083. [1](#), [2](#), [3](#), [9](#)
- [4] R. Preusser, *Weighted Leavitt path algebras of finite Gelfand-Kirillov dimension*, arXiv:1804.09287 [math.RA]. [1](#), [5](#), [6](#), [7](#), [8](#), [12](#), [17](#)

DEPARTMENT OF MATHEMATICS, UNIVERSITY OF BRASILIA, BRAZIL

E-mail address: `raimund.preusser@gmx.de`