

---

# Crime Event Embedding with Unsupervised Feature Selection

---

**Shixiang Zhu**

Georgia Institute of Technology  
Atlanta, GA, 30318  
shixiang.zhu@gatech.edu

**Yao Xie**

Georgia Institute of Technology  
Atlanta, GA, 30318  
yao.xie@isye.gatech.edu

## Abstract

We present a novel event embedding algorithm for crime data that can jointly capture time, location, and the complex free-text component of each event. The embedding is achieved by regularized Restricted Boltzmann Machines (RBMs), and we introduce a new way to regularize by imposing a  $\ell_1$  penalty on the conditional distributions of the observed variables of RBMs. This choice of regularization performs feature selection and it also leads to efficient computation since the gradient can be computed in a closed form. The feature selection forces embedding to be based on the most important keywords, which captures the common modus operandi (M. O.) in crime series. Using numerical experiments on a large-scale crime dataset, we show that our regularized RBMs can achieve better event embedding and the selected features are highly interpretable from human understanding.

## 1 Introduction

Event data such as news articles, crime incidents, medical reports, and social media data [19, 6]. Each event data sample usually consists of time, location, and other description of the event such as free text. Learning correlation between events has become a pressing need for event data. Embedding is an efficient solution to represent correlations between events. Recently, research on embedding has received a lot of attention. Event embedding is an algorithm that maps the discrete events into a Euclidean space, where each event is represented using a finite-length vector and the distance between two data points is proportional to their similarity or correlation [13]. The central problem is to learn the mapping, which has been achieved via various approaches including neural networks such as Restricted Boltzmann machine.

However, a major challenge remains in how to handle free text of the event. For crime data, the free-text part may actually contain the most important information. Current embedding approaches based on tokenizing text part as simple “marks” of events [2] may not be sufficient to capture these useful information since they are buried in the complex and unstructured free-text narratives of the police event report. To achieve the goal, we need to develop models and tools that combines embedding and natural language processing.

In this paper, we present a novel event embedding approach that jointly captures the free-text part of the event data together with other structured data (such as time and location). We focus on crime event data, where each event is a police report that contains time, location, and narrative of the crime incident entered by the investigator. We leverage the Restricted Boltzmann Machines’ (RBMs) structure to perform embedding and introduces a novel way to regularize RBM to automatically select the most important observed (visible) variables. The motivation for the new regularization for variable selection in our work is two-fold. First, it is motivated because we observe in crime data, certain keywords in the free-text (which corresponds to the observed variables in RBMs) are the most important in defining the correlation between events. Thus, it is crucial to identify these keywords while eliminating the irrelevant ones. This can be viewed as performing “variable selection” for RBM

(as analogous to variable selection using lasso for linear regression model). We found that by focusing on the most important observed variables (implicitly through regularization), the performance of embedding will be drastically improved. Second, this regularizes the over-parameterization of RBM (as typically there is a large number of observed and hidden variables) in the presence of limited data. Since we do not know which keywords are the most important *a priori* in determining the correlation of events, we extracted as much as possible from the free-text and this may lead to over-representation. To a certain extent, the regularization automatically get rid of redundant information and only select the most crucial variables (keywords).

Our method is *unsupervised*: training RBM does not require any "label" of events since RBM essentially captures the co-occurrence pattern of the observed variables. Thus, our work can be viewed an unsupervised variable selection for embedding purposes. This can be quite important because, in crime data analysis, it is hard for police officers to provide a large number of crime incidences that are known to be related to each other. In our later example, we are only able to identify 6 groups of labeled data for verification purposes only but not for training purposes. To the best of our knowledge, our work is the first to demonstrate the value of embedding based on RBM for finding correlated cases in crime data. Although in the paper, we focus on crime event analysis, this framework can be generalized to other event embeddings as well. We validate the performance of our method on a large scale dataset of crime events, and compare our method with a vanilla RBM as well as the conventional NLP technique, topic modeling based on Latent Dirichlet Allocation (LDA). Using  $F_1$  scores on indexing as a metric, we show excellent performance of our algorithm over competitors.

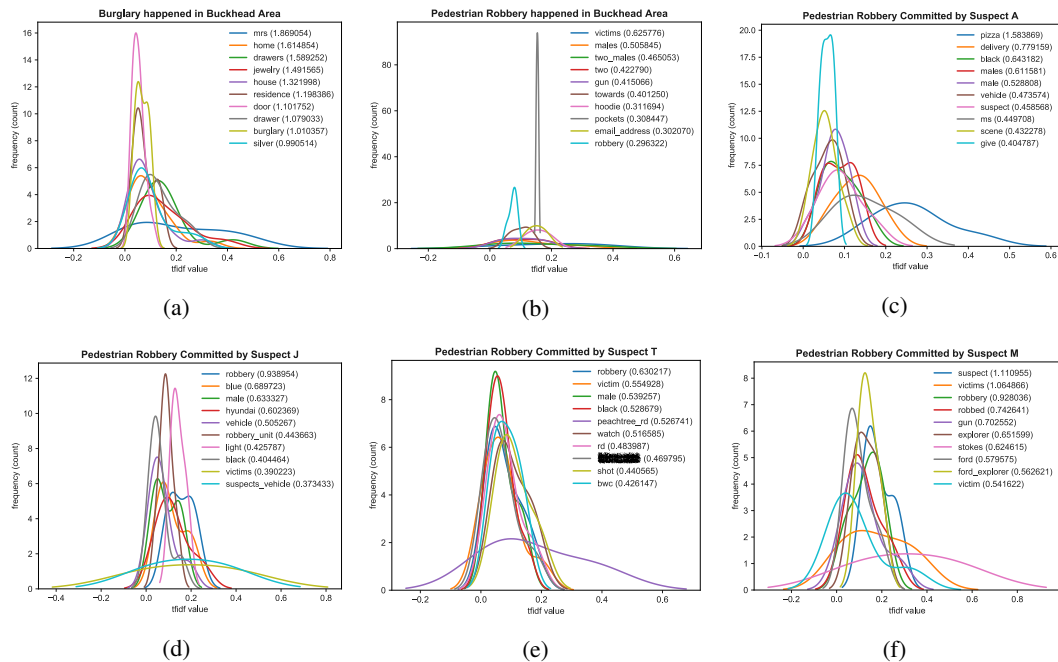


Figure 1: Histograms of top 10 high-frequency keywords for 6 crime series. As shown above, the co-occurrence of high-frequency keywords of different crime series have very distinctive pattern. In most cases the specific co-occurrence of keywords reveals key clues of the pattern of a series of crime events, which are able to uniquely identify a crime series.

**Motivating application.** A key and one of the most challenging tasks in crime analysis is to find *related crime events* [17], which are committed by the same individual suspect or criminal gang. Such series of crimes usually share similar modus operandi (M.O.), for instance, some criminals always break into houses in the late afternoon from backdoor to steal jewels. Finding crime series based on M.O. critically depends on extracting informative features for crime events [17], which is usually done by the police detectives, however, this is not scalable to larger and ever-growing crime dataset. For instance, in the City of Atlanta, from the year 2013 to 2017, there are a total of 1,096,961 cases with over 800 categories. Besides time, location, and crime category, the most important information

in crime events is free text narratives entered by police officers. But there has yet been a tool to automatically extract useful features and information from the free-text narratives in crime events, since the crime narratives are very noisy, unstructured, and even unbalanced written by different police officers, and are sometimes incomplete English sentences since they are written in a haste. That makes existing conventional NLP models such as "*Bag-of-Words*" far from sufficient for this particular task.

Feature selection is important for embeddings of crime events, because we found that similar M.O. will lead to common keywords to co-occur in the free-text of police reports. As a strong piece of empirical evidence, we calculate the histogram of tf-idf values [16] for each keyword in each crime series. The results, as shown Fig.1, somewhat surprising, reveals that different crime series have completely different keywords distribution. And those high-frequency keywords are highly interpretable in terms of the pattern of the crime series as confirmed by the police officers.

## 2 Related Work

Most existing events embedding methods focus on modeling spatial-temporal dependencies between events [6] for the location and time information of the events, by building (hierarchical) probabilistic models. Some recent work also takes into account the actual content of the events, for example, the type (or category) of events [2]. This is done by using Recurrent Neural Networks (RNN) treating category as marks of events, and thus far usually only a small number of possible (discrete) marks are considered in the model. However, this can be restrictive for some real data, as it cannot handle the case when there is a much richer textual description for each event, and it is not easy to extend existing work based on "marks" to handle rich textual event data.

To perform event embedding in the presence of textual data, a mainstream approach is the so-called Skip-gram method [12]. Skip-gram was originally introduced to model the semantic structure of the language [13]. Generally, it can capture the co-occurrence patterns of words in each document. The idea of word embeddings has also been extended to other scenarios beyond text data, such as embeddings of movies in a recommendation system [1] and items for market analysis [7]. In these applications, what is common is that one can select the context for each object of study, with the goal of capturing the co-occurrence of their context [8] and this become a basis for using skim-gram for event embedding. However, unlike applications whose context can be naturally defined, for instance, for movie rating systems, the context are movies rated by the same user, and in the market analysis application, the context can be defined as items purchased in the same shopping trip; for text events, the context is a lot more difficult to define. Because in text data, it is hard to find nature boundaries accurately represent context. Hence, there is little label information we can take advantage of. Skip-gram can also be misleading without considering the interdependencies of variables of event data. A recent work [19] takes a novel approach using location, time, and text as the context of each other via Skip-gram by considering the correlation between these three entities; however, the inherent correlations between keywords in the text are still yet to be considered.

RBM has been used to learn embeddings for free text in crime analysis [20]. On top of that, this paper extensively considers the regularization for RBM in order to select key features from the observed variables. There is also some other good work take into account regularization for RBM for different purposes. The close work [9, 4] propose various of regularization on the hidden variables of RBM for yielding sparsity in hidden variables. Another work [15, 14] came up with the similar idea of sparse feature learning by imposing regularization on RBM structure. However, the proposed deep architecture is different from our method and it mainly focuses on producing good representations with deep feature hierarchies, which is completely different from the motivation of feature selection.

## 3 Problem setup

### 3.1 Event embedding

A single event data point consists of a set of  $V$  observed variables  $\mathbf{x} = \{x_1, x_2, x_3\} \cup \{x_i\}_{i \in \mathcal{F}}$ , where  $x_1, x_2$  and  $x_3$  are three observed variables represent time, latitude and longitude respectively, which are explicitly retained in the model (meaning that they will not be eliminated with variable selection). And  $\{x_i\}_{i \in \mathcal{F}}$  is a set of observed variables represent the keywords in the vocabulary that appeared at least once in the corpus of the dataset where  $\mathcal{F} = \{4, \dots, V\}$ . And subset  $\{x_i\}_{i \in \mathcal{F}}$  will be regularized in order to select key variables. The entire events dataset denote as  $\mathbf{x}^{(k)}$  where  $k = 1, \dots, K$ .

Given an event data  $\mathbf{x}$ , we define its embedding as  $\mathbf{h}$  with the length of  $p$  (in our later examples we set  $p = 1,000$ ). The similarities between two embedding vectors can be evaluated by their cosine distance  $\mathbf{h} \cdot \mathbf{h}' / \|\mathbf{h}\| \cdot \|\mathbf{h}'\|$ , where  $\|\mathbf{h}\|$  denotes the  $\ell_2$  norm of vector  $\mathbf{h}$ . The goal is to take the event dataset  $\{\mathbf{x}^{(k)}\}$  as input and produce their embeddings  $\{\mathbf{h}^{(k)}\}$  accordingly.

### 3.2 Restricted Boltzmann Machines

A Restricted Boltzmann Machine is a two layers neural network and it can be viewed as a probabilistic graphical model [3]. The weights of the network, represented as a matrix  $\mathbf{w} = (w_{ij})$ , visible bias  $\mathbf{b} = (b_i)$  and hidden bias  $\mathbf{c} = (c_j)$ , which associate  $H$  hidden variables  $\mathbf{h} = h_{1\dots H}$  and  $V$  observed (visible) variables  $\mathbf{x} = x_{1\dots V}$ . Here, for the convenience of demonstrating our application, we assume the real observed variables  $\mathbf{x} \in \mathbb{R}^V$  take the Bag-of-Words as input, and binary hidden variables  $\mathbf{h} \in \{0, 1\}^H$  produce the embeddings. The models can be easily generalized to other types of variables with different activation probabilities [18]. A probability is associated with configuration  $(\mathbf{x}, \mathbf{h})$  as follows:

$$p(\mathbf{x}, \mathbf{h}) = \frac{1}{Z} e^{-E(\mathbf{x}, \mathbf{h})},$$

where the partition function  $Z$  is defined as  $Z = \sum_{\mathbf{x}, \mathbf{h}} e^{-E(\mathbf{x}, \mathbf{h})}$ , and the energy function  $E(\mathbf{x}, \mathbf{h})$  is defined as

$$E(\mathbf{x}, \mathbf{h}) = - \sum_{i=1}^V \sum_{j=1}^H w_{ij} h_j \frac{x_i}{\sigma} - \sum_{i=1}^V \frac{x_i - b_i}{2\sigma^2} - \sum_{j=1}^H h_j c_j.$$

Here  $\sigma$  is a constant for controlling the shape of the Gaussian distribution; the RBMs' model parameters,  $\theta = (\mathbf{w}, \mathbf{b}, \mathbf{c})$ , can be learned by maximizing the log likelihood of marginal probability of a set of observed data,

$$\log \mathcal{L}(\theta | \{\mathbf{x}^{(k)}\}) = \sum_{k=1}^K \log p(\mathbf{x}^{(k)}), \quad (1)$$

where the marginal probability  $p(\mathbf{x})$  can be derived as follows:  $p(\mathbf{x}) = \sum_{\mathbf{h}} p(\mathbf{x}, \mathbf{h})$ . There are extensive works on how to fit RBM models and how to perform training using gradient descent. A popular approach is the so-called  $k$ -step contrastive divergence ( $CD_k$ ) [5], which approximates the gradients of the parameters as follows:

$$\frac{\partial \log \mathcal{L}(\theta | \mathbf{x})}{\partial w_{ij}} = \langle x_i h_j \rangle_{p(\mathbf{h} | \mathbf{x})} - \langle x_i h_j \rangle_{p(\mathbf{x}, \mathbf{h})}, \quad (2)$$

$$\frac{\partial \log \mathcal{L}(\theta | \mathbf{x})}{\partial b_i} = x_i - \langle x_i \rangle_{p(\mathbf{x})}, \quad (3)$$

$$\frac{\partial \log \mathcal{L}(\theta | \mathbf{x})}{\partial c_j} = p(h_j = 1 | \mathbf{x}) - \langle p(h_j = 1 | \mathbf{x}) \rangle_{p(\mathbf{x})}. \quad (4)$$

where  $\langle \cdot \rangle_P$  denote the expectation with respect to a distribution  $P$ . A special feature of RBM is that the observed and hidden variables conditioned on each other are mutually independent. The conditional distributions can be written as

$$p(\mathbf{v} | \mathbf{h}) = \prod_{i=1}^V p(v_i | \mathbf{h}), \quad p(\mathbf{h} | \mathbf{v}) = \prod_{j=1}^H p(h_j | \mathbf{v}).$$

And the individual activation probabilities of the hidden and the observed variables are given by

$$p(h_j = 1 | \mathbf{x}) = \text{sigm}(c_j + \sum_{i=1}^V w_{ij} \frac{x_i}{\sigma}), \quad (5)$$

$$p(x_i = x | \mathbf{h}) = \frac{1}{\sigma \sqrt{2\pi}} \cdot e^{-\frac{1}{2\sigma^2} (x - b_i - \sigma \sum_{j=1}^H w_{ij} h_j)^2}, \quad (6)$$

where sigm is a sigmoid function defined as  $\text{sigm}(x) = 1/(1 + e^{-x})$ .

## 4 Regularized RBM

In this section, we present our new regularized RBM with feature selection.

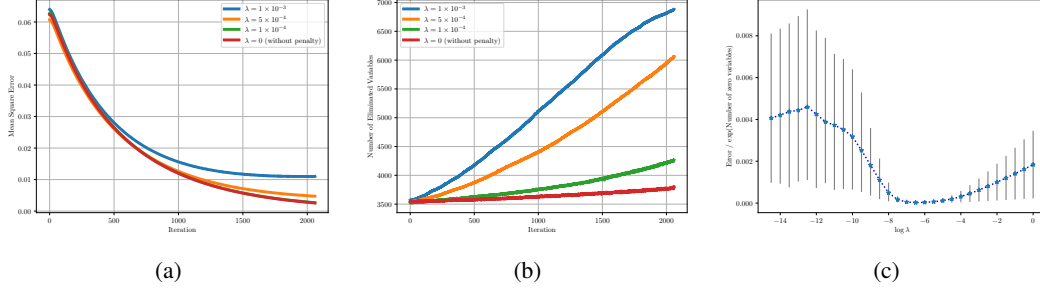


Figure 2: Fitted RBM with and without designed penalty term over 2,056 crime events (including 7,038 observed variables). Under same experiment settings (learning rate  $\alpha = 10^{-3}$ , threshold value  $t = 10^{-2}$ ): (2a): training errors over iterations; (2b): numbers of eliminated (disabled) variables over iterations, and (2c): result of cross-validation over different  $\lambda$  value.

#### 4.1 Regularization for unsupervised selection of observed variables

As discussed in Section 1, directly learning the statistical dependencies between all observed variables (the Bag-of-Words in the corpus) will bring noisy information from irrelevant variables into the model. Thus, we introduce a  $\ell_1$ -regularizer to Eq.1 to mitigate the impact of those noisy variables specifically. To achieve this, we impose an  $\ell_1$  penalty on the probability  $1 - P(x_i < t|\mathbf{x})^1$ , which penalizes the reconstructed observed variables that are sensitive to large values. This penalty introduces a natural way to select the most important features (correspond to observed variables in RBM). A nice feature of this penalty is that the corresponding gradient can be computed easily.

Thus, given one training data  $\mathbf{x}$ , we need to solve the following optimization problem. *This leads to our new formulation which performs the selection of observed variables for RBM:*

$$\max_{\mathbf{w}, \mathbf{b}, \mathbf{c}} \left\{ \log \mathcal{L}(\theta|\mathbf{x}) - \lambda \sum_{i \in \mathcal{F}} |1 - P(x_i < t|\mathbf{x})| \right\} \quad (7)$$

By tuning the regularization parameter  $\lambda$ , we can achieve various levels of sparsity in terms of a subset of observed variables  $\{x_i\}, i \in \mathcal{F}$ .

We solve this optimization problem by gradient descent (note that this is a non-convex problem and gradient descent is a default approach to solve it). Now we compute the gradients. Note that  $1 - P(x_i < t|\mathbf{x})$  can be rewritten into the following expression by substituting Eq.6:

$$|1 - P(x_i < t|\mathbf{x})| = 1 - \int_{-\infty}^t \frac{1}{\sigma\sqrt{2\pi}} \cdot e^{-\frac{1}{2\sigma^2}(x_i - b_i - \sigma \sum_{j=1}^n h_j w_{ij})^2} dx_i.$$

Then we can directly compute its gradients with respect to  $w_{ij}$  and  $b_i$  in a closed-form. By introducing this penalty term, the gradients  $\nabla w_{ij}$  and  $\nabla b_i$  in Eq.2 and Eq.3 can be rewritten as follows:

$$\nabla w_{ij} = \langle x_i h_j \rangle_{p(\mathbf{h}|\mathbf{x})} - \langle x_i h_j \rangle_{p(\mathbf{x}, \mathbf{h})} - \lambda \frac{h_j}{\sqrt{2\pi}} \sum_{i \in \mathcal{F}} \exp\left(-\frac{1}{2\sigma^2}\left(t - b_i - \sigma \sum_{j=1}^H h_j w_{ij}\right)\right), \quad (8)$$

$$\nabla b_i = x_i - \langle x_i \rangle_{p(\mathbf{x})} - \lambda \frac{1}{\sigma\sqrt{2\pi}} \sum_{i \in \mathcal{F}} \exp\left(-\frac{1}{2\sigma^2}\left(t - b_i - \sigma \sum_{j=1}^H h_j w_{ij}\right)\right). \quad (9)$$

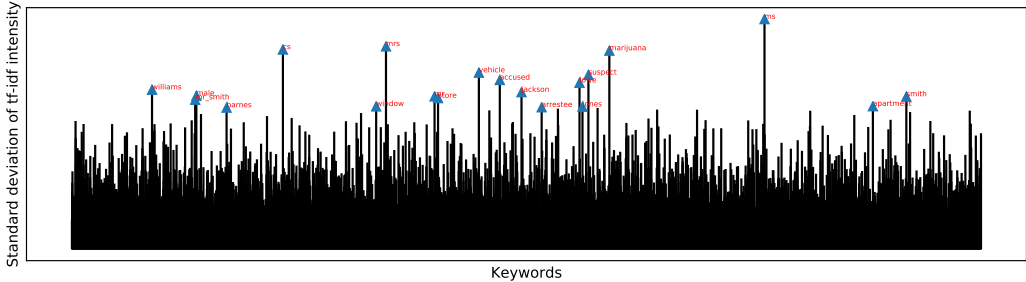
#### 4.2 Training and variable selection

The effects of the  $\ell_1$  regularization can be interpreted intuitively for crime data analysis. The  $\ell_1$  norm yields sparsity within the given subset of observed variables, which means that some variables' norms are set zero, or their activation possibilities tend to produce zero values. During the course of training, only a few of observed variables in the subset will win this competition, and their impact to the embeddings will get enhanced, though meanwhile, the effect of other variables will vanish eventually. Therefore, for our application, we impose the penalty on the subset of observed variables

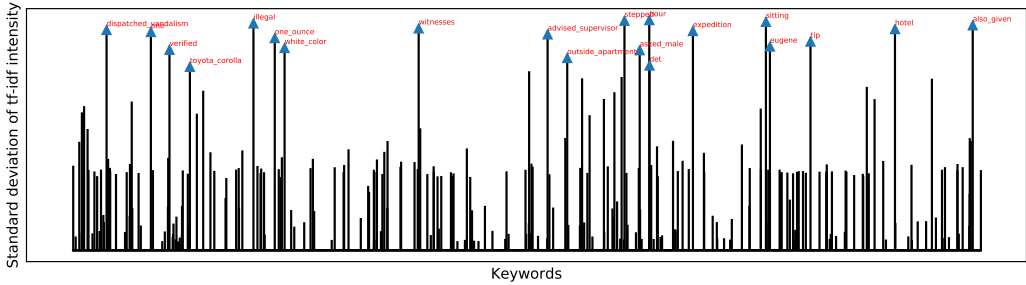
<sup>1</sup>Here  $t$  is a very small constant, we preset  $t = 10^{-2}$  here since the impact of a tf-idf value lower than  $10^{-2}$  can usually be ignored.

that associate the input of the Bag-of-Words vectors and successively eliminate keywords due to the regularization. As shown in Fig.2a and Fig.2b, the regularized RBM prominently disable the most of keywords in the vocabulary (only 280 keywords are retained after convergence) when  $\lambda = 10^{-3}$  without losing too much accuracy on training errors. And in Fig.2c, we also show a surrogate cross-validation result over  $\lambda$ .

An interesting observation is that an unsupervised feature selection has been achieved while eliminating the keywords. Differs from feature selection in a linear model (e.g., through lasso), here we have to perform a “reconstruction” (or back propagation) step on the observed variables. The benefits of denoising the observed variables will be reflected in the embeddings due to the symmetrical structure of RBM. The keywords retained by the regularization are highly interpretable as shown in Fig.3. Reserved keywords such as “toyota\_camry”, “drivers\_door”, “black\_leather”, “silver\_vehicle”, “pedestrians”, “glock” are the strong indicators to the crime patterns from the perspective of police understanding.



(a) RBM ( $\lambda = 0$ )



(b) regularized RBM ( $\lambda = 10^{-3}$ )

Figure 3: Selected features: (3a): the standard deviations of tf-idf intensity over 2,056 crime events; (3b): the same plot as (3a) but the tf-idf intensity is reconstructed by a fitted RBM with  $\lambda = 10^{-3}$  by taking the raw data as input. Top 15 keywords with the highest standard deviations have been annotated by the side of corresponding bars. The  $x$ -axis is the 7,038 keywords, and the  $y$ -axis is the standard deviations of each keyword.

### 5 Experiments on real-data

To provide a comprehensive validation, we test our approach with carefully picked  $\lambda = 10^{-3}$  on crime events data provided by the Atlanta Police Department over 2016 and 2017. Additionally, we show the superiority of our method over vanilla RBM without regularization and one of the conventional NLP techniques, Latent Dirichlet Allocation (LDA) under the same parameter settings. Specifically, the objective goal of these methods is to generate embeddings for each data point with the length of 1,000. Under the embeddings settings, we are ultimately looking for the distributed representations for each of the crime events, and the representations would tend to be closer in Euclidean distance if the crimes were committed by the same arrestee, suspect, or criminal gang.

**Dataset.** The dataset for the experiments contain records of the Atlanta Police Department 2,056 crime events in total over past two years, which consists of 56 hand-labeled events that belong to 5 individual crime series committed by different arrestees, and 2,000 randomly selected unknown crime events. The overall crime events involve 123 crime categories. Each crime event mainly includes

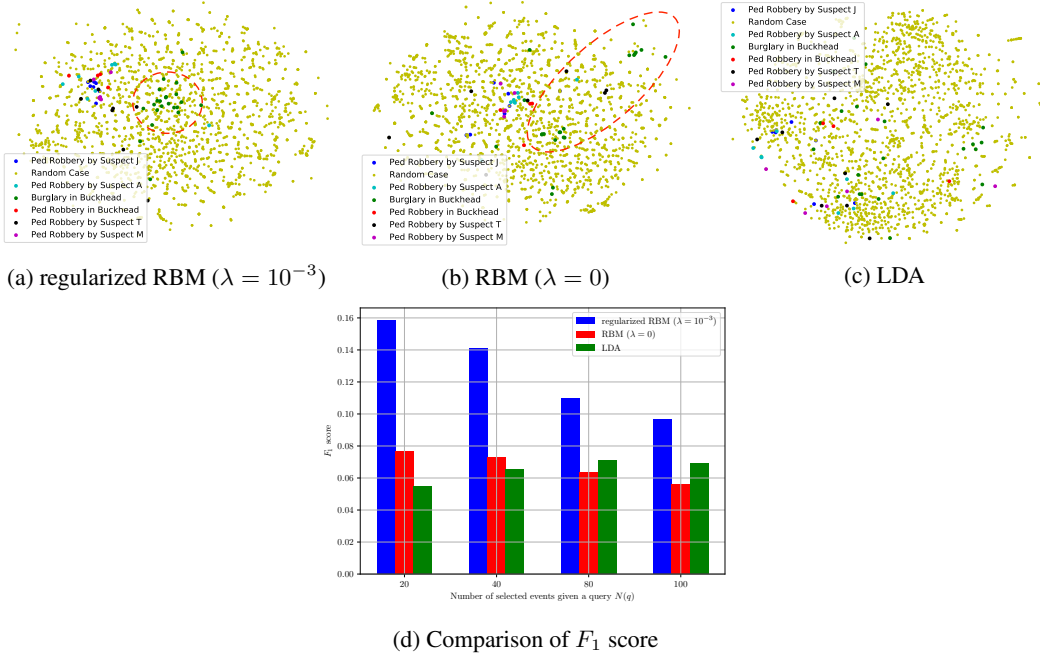


Figure 4: Embeddings of 2,056 crime events projected into a 2D space by t-SNE. (4c), (4b), (4a) are generated by LDA, regular RBM and RBM with regularization respectively.

time, location (latitude and longitude), crime category and free text part. The most important part is free text, all the text have been preprocessed into a Bag-of-Words, including 7,039 keywords and 2,056 documents. Key data preprocessing procedures are as follows:

- **Data cleaning:** we normalize the text to lower-cases so that the distinction between "The" and "the" are ignored; also remove stop-words, punctuations, low-frequency keywords (low TF) and the keywords that appeared in most of the documents (high IDF).
- **Tokenization:** text is tokenized into a list of word-level *trigram* keywords and calculate their tf-idf values. As a matter of experience, *unigram* and *bigram* loss too much context information, while the *fourth-gram* or higher gram secures only tiny gains while making the feature vector become too large and increasing the model complexity. Time and location are tokenized into real numbers, and concatenate this additional information to the tf-idf values as the final input for observed variables.

### 5.1 Visualization via t-SNE

In order to observe the high-dimensional embeddings intuitively, we first use two-dimensional t-distributed stochastic neighbor embeddings (t-SNE) [10] to project the embeddings with 1,000 binary units into a 2D space. t-SNE is capable of capturing local structure of the high-dimensional data, while also revealing global structures such as the presence of clusters at several scales [10]. Since the embeddings capture events' similarities by vicinity in the Euclidean space, the performance of events embeddings can be visually evaluated by the aggregation degree of labeled events (colorful dots) in such 2D space. Ideally, events that belong to the same crime series should aggregate highly in a local region of the embedding space. In Fig.4 we compare **LDA**, **RBM**, and **regularized RBM** on the crime dataset by observing their distributions visually in t-SNE 2D space. Notice that the each larger and colored dot means individual labeled crime events. Obviously **regularized RBM** outperforms **LDA** with **RBM** delivering competitive performance. However, for some crime series, the regularization help improves the quality of the embeddings. For instance, the subregion within the red dashes circle over 95% the green dots, the subregion in Fig.4a is obviously tighter than Fig.4b.

### 5.2 Performance of indexing ( $F_1$ score)

In order to further evaluate the quality of the embeddings accurately, we adopt a basic quality measure,  $F_1$  score, widely used in the text mining literature for the purpose of document clustering [11]. The  $F_1$  score combines the *Precision* and *Recall* ideas from the information retrieval literature. The precision

$P$  and recall  $R$  given a query  $q$  with respect to its true class (crime series)  $c$  are defined as:

$$P(q) = \frac{N_c(q)}{N(q)}, \quad R(q) = \frac{N_c(q)}{N_c}$$

where

- $N_c(q)$ : the number of selected events given query  $q$  which truly belong to the class  $c$ ,
- $N(q)$ : the total number of selected events given query  $q$ ,
- $N_c$ : the number of events in the class  $c$ .

The  $F_1$  score of a query  $q$  is defined as:

$$F_1(q) = \frac{2P(q)R(q)}{P(q) + R(q)}$$

To perform a fair test all the methods, we consider the method with the highest average  $F_1$  score to be the best model that maps crime pattern to the embeddings space. The overall  $F_1$  score is the weighted average of the  $F_1$  scores for each labeled event as a query:

$$F_1 = \frac{\sum_{q \in Q} N_c \cdot F_1(q)}{\sum_{c \in C} N_c} \quad (10)$$

where  $Q$  is the set of all labeled events, and accordingly  $C$  is the set of all classes that labeled events belong to. The higher the overall  $F_1$  score, the better the indexing performance, due to the higher accuracy of the indexing results mapping to the original classes.

We first generate embeddings and calculates the pairwise similarities between the crime events according to their cosine distances. And then retrieve the top  $N(q)$  keywords given a labeled crime event as a query, as shown in Fig.4d, the RBM with regularization is overwhelmingly better than the others in terms of their  $F_1$  score.

### 5.3 Selected keywords

As we mentioned in the previous section, we cannot obtain the determinate selected features from the model. But we do have some indirect approaches to evaluate the quality of the selected variables intuitively. As shown in Fig.3a, we calculate the standard deviations for each of the keywords in the vocabulary over the 2,056 crime events. Most of the keywords in the dataset vary considerably. However, in Fig.3b, after reconstructing the same crime events from the RBM with regularization, a large number of keywords have been disabled and are always zero values without variation.

The remaining activated keywords are very intriguing. We compare top 15 keywords with the highest intensity for both raw dataset and the reconstructed dataset in Fig.3. Obviously, most of the keywords in Fig.3a are irrelevant to the crime behaviors or even meaningless, but the keywords in Fig.3b is the opposite. These words such as "*toyota\_corolla*", "*one\_ounce*", "*outside\_apartment*" or "*hotel*" are the key clues to some of the crime events according to the detectives from the police department. Furthermore, if we take the look at overall selected keywords, the most of them are highly consistent with the results we present in the first section in Fig.1.

## 6 Conclusion

We have presented a novel approach for learning embeddings for crime events with unsupervised feature selection. By imposing a well-designed  $\ell_1$  penalty on observed variables' activation probabilities that leads to simple gradient descent based algorithm, our regularized RBMs are able to produce high-quality embeddings as well as eliminate irrelevant and noisy features in observed variables. Additionally, regularized RBMs can select key features without supervision. The selected features are not only highly sparse but also interpretable to human. The techniques introduced in this paper can be also used for learning some other high-dimensional dataset with complex interdependencies between their features. Using real-data, we show promising results on a large-scale real crime dataset comparing to conventional methods for text embedding such the topic model based on Latent Dirichlet allocation.



## References

- [1] Oren Barkan and Noam Koenigstein. Item2vec: Neural item embedding for collaborative filtering. *IEEE International Workshop on Machine Learning for Signal Processing*, 2016.
- [2] Nan Du and Manuel Gomez-rodriguez. Recurrent Marked Temporal Point Processes : Embedding Event History to Vector. *Kdd*, pages 1555–1564, 2016.
- [3] Asja Fischer and Christian Igel. An Introduction to Restricted Boltzmann Machines. *Lecture Notes in Computer Science: Progress in Pattern Recognition, Image Analysis, Computer Vision, and Applications*, 7441:14–36, 2012.
- [4] Xanadu Halkias, Sebastien Paris, and Herve Glotin. Sparse Penalty in Deep Belief Networks: Using the Mixed Norm Constraint. pages 1–8, 2013.
- [5] Geoffrey E. Hinton. Training products of experts by minimizing constractive divergence. *Neural Computation*, 2002.
- [6] Shenda Hong. Event2vec: Learning representations of events on temporal sequences. *Asia-Pacific Web (APWeb) and Web-Age Information Management (WAIM) Joint Conference on Web and Big Data*, 2017.
- [7] Dawen Liang, Jaan Allosa, Laurent Charlin, and David M. Blei. Factorization meets the item embedding: Regularizing matrix factorization with item co-occurrence. *Proceedings of the 10th ACM conference on recommender systems*, 2016.
- [8] Li-Ping Liu. Context selection for embedding models. *Advances in Neural Information Processing Systems*, 2017.
- [9] Heng Luo, Ruimin Shen, and Cahngyong Niu. Sparse Group Restricted Boltzmann Machines. pages 1–9, 2010.
- [10] Laurens Van Der Maaten and Geoffrey Hinton. Visualizing Data using t-SNE. *Journal of Machine Learning Research*, 9:2579–2605, 2008.
- [11] Steinbach Michael, Karypis George, and Kumar Vipin. A comparison of document clustering techniques. *KDD-2000 Workshop TextMining*, 2010.
- [12] Tomas Mikolov, Kai Chen, Greg Corrado, and Jeffrey Dean. Efficient estimation of word representations in vector space. *ICLR Workshop*, 2013.
- [13] Tomas Mikolov, Ilya Sutskever, Kai Chen, Greg Corrado, and Jeffrey Dean. Distributed representations of words and phrases and their compositionality. *Advances in neural information processing systems*, 2013.
- [14] Marc Aurelio Ranzato, Y-Lan Boureau, and Yann Lecun. Sparse Feature Learning for Deep Belief Networks. *Advances in neural information processing systems (NIPS)*, (Mcmc):1185–1192, 2008.
- [15] Marc Aurelio Ranzato, Christopher Poultney, Sumit Chopra, and Yann Lecun. Efficient Learning of Sparse Representations with an Energy-Based Model. *Advances In Neural Information Processing Systems*, 19:1137–1134, 2007.
- [16] Stanford NLP Group. Tf-idf weighting. <https://nlp.stanford.edu/IR-book/html/htmledition/tf-idf-weighting-1.html>.
- [17] Tong Wang, Cynthia Rudin, Daniel Wagner, and Rich Sevieri. Finding Patterns with a Rotten Core: Data Mining for Crime Series with Cores. *Big Data*, 3(1):3–21, 2015.
- [18] Max Welling, Michal Rosen-zvi, and Geoffrey E Hinton. Exponential Family Harmoniums with an Application to Information Retrieval. *Advances in Neural Information Processing Systems (NIPS)*, 17:1481–1488, 2005.
- [19] Chao Zhang. Triovecevent: Embedding-based online local event detection in geo-tagged tweet streams. *Proceedings of the 23rd ACM SIGKDD International Conference on Knowledge Discovery and Data Mining*, 2017.

- [20] Shixiang Zhu and Yao Xie. Crime incidents embedding using restricted boltzmann machines. *2018 IEEE International Conference on Acoustics, Speech and Signal Processing*, 2018.