

# THE "HOT SPOTS" CONJECTURE ON THE VICSEK SET

MARIUS IONESCU AND THOMAS L. SAVAGE

ABSTRACT. We prove the “hot spots” conjecture on the Vicsek set. Specifically, we will show that every eigenfunction of the second smallest eigenvalue of the Neumann Laplacian on the Vicsek set attains its maximum and minimum on the boundary.

## 1. INTRODUCTION

The “hot spots” conjecture studies whether a flat piece of metal that is given an initial heat distribution will achieve its highest temperatures on its boundary given enough time. That is, the conjecture claims that in a two-dimensional, bounded, connected domain  $D$ , the heat at point  $x$  at time  $t$ ,  $u(x, t)$ , achieves its maximum value on the boundary of  $D$ . The “hot spots” conjecture was first posed by Rauch in 1974. An equivalent formulation of the conjecture is as follows: every eigenfunction of the second eigenvalue of the Neumann Laplacian attains its maximum and minimum on the boundary. The conjecture has been shown to be true for some Euclidean domains [1–4] including recently for thin curved strips [5], but it has also been shown to fail in others [6, 7].

There is now a notion of a Laplacian on many fractals, and the theory of eigenfunctions of the Laplacian is well developed in many cases. Therefore, one can formulate the “hot spot” conjecture on these fractals. We are going to use the theory developed by Kigami [8], see also [9] that applies to the class of post critically finite (p.c.f.) fractals. For many such fractals, eigenvalues and eigenfunctions of the Laplacian can be computed explicitly via a method called spectral decimation [10–13]. The “hot spots” conjecture has been shown to hold on the Sierpinski gasket and higher dimensional variants [14–16] but fail on the hexagasket fractal [17]. The hexagasket fractal is determined by an iterated function system consisting of six contractions. However, the analytic boundary in the sense of Kigami studied in [17] consists of only three of the six fixed points of the iterated function system. On the other hand, the boundary of the Sierpinski gasket and its higher dimensional variants mentioned above consists of all of the fixed points of the iterated function system that determines the gasket. Therefore, one might wonder whether the failure of the “hot spots” conjecture on the hexagasket fractal might be due to the “smaller” boundary considered in [17]. The Vicsek set [18–20] is another type of fractal that has been studied heavily. Zhou [21] described the spectral decimation on a family of Vicsek sets,  $VS_n$ , in terms of Chebyshev polynomials, and the authors of [22] used Zhou’s formulas to study the Laplacian and spectral operators on the Vicsek set. We study in this paper the Vicsek set  $VS_2$  that is generated by five contractions; however, its analytic boundary consists of only four of the five fixed points of the iterated function systems. Our main theorem states that, unlike the hexagasket, the “hot spots” conjecture on the Vicsek set is true. The proof of the main theorem is inspired by proofs in [14, 15] and [16]. It is, however, more involved and technical.

The organization of the paper is as follows: the second part of the introduction contains a background on the Vicsek set  $VS_2$ , and the energy and the Laplacian on the Vicsek set. In section 2, we review the Neumann Laplacian on  $VS_2$ , and show how to use the spectral decimation to determine the second smallest eigenvalue of the Neumann Laplacian together with a basis of its eigenspace. Section 3 contains our main theorem. The proof of the theorem

follows relatively easily from Lemma 3.2 by an argument similar to the one in [14]. The proof of the lemma, however, is very long and technical and occupies the entirety of Section 4. We placed the statement and proof of some formulas used throughout the paper in the Appendix in order to help with the readability of Section 4.

**Acknowledgment:** This paper grew up from the second's author project that fulfilled the requirements of the Honors program in the Department of Mathematics at the United States Naval Academy under the supervision of the first author. We thank all the members of the Department that read the Honors project and gave us feedback, especially Professor David Joyner, whose many suggestions led to a much better Honors project and, we hope, a better paper. The authors would also like to thank the anonymous referee and language editor for many useful suggestions that led to an improvement in the presentation of the paper.

**1.1. Background.** We begin by reviewing several concepts in analysis on fractals as applied to the Vicsek set. First, an iterative function system on a complete metric space  $X$  is a finite set of contraction mappings  $F_i : X \rightarrow X$ ,  $i = 1, \dots, n$  [23, 24]. Given such an iterated function system there exists a unique compact invariant set  $K \subseteq X$ ; that is,  $K$  satisfies the following self-similar property,

$$K = F_1(K) \cup F_2(K) \cup \dots \cup F_n(K).$$

The main object of study in this paper is the second order Vicsek set,  $VS_2$ , which is the unique invariant subset of  $\mathbb{R}^2$  of the iterated function system defined by the following five similarities:

$$(1) \quad F_i(x) = \frac{1}{3}(x - p_i) + p_i,$$

where  $p_1 = (0, 1)$ ,  $p_2 = (1, 1)$ ,  $p_3 = (1, 0)$ ,  $p_4 = (0, 0)$ , and  $p_5 = (1/2, 1/2)$ .

A picture of the Vicsek set is provided in the following figure.

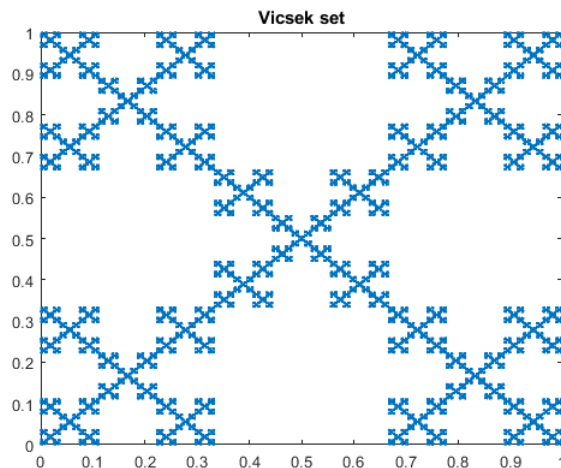


FIGURE 1. Vicsek set.

The Vicsek set  $VS_2$  is an example of what in the literature is called a p.c.f fractal and, thus, Kigami's theory [8] (see also [9]) applies to  $VS_2$ . We describe next how this theory is applied to the Vicsek set in order to define the standard energy and Laplacian on  $VS_2$ . A useful feature of the Vicsek is that it can be approximated by an increasing sequence of graphs,  $\Gamma_m$  as follows: the level zero graph approximation of the Vicsek set,  $\Gamma_0$ , shown below, consists of the set of vertices  $V_0$  at  $q_1 = (0, 1)$ ,  $q_2 = (1, 1)$ ,  $q_3 = (1, 0)$ , and  $q_4 = (0, 0)$  connected as in a

complete graph. Note that  $F_i(q_i) = q_i$ , where  $i = 1, 2, 3, 4$ . The set  $V_0$  is also the boundary of the fractal in the sense of [8, 21]. We call  $\Gamma_0$  the graph 0-cell. The level 1 graph approximation

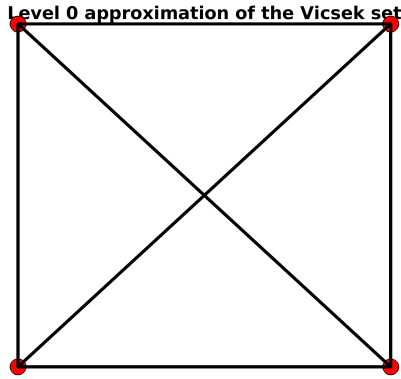


FIGURE 2. Level 0 approximation.

of the Vicsek set,  $\Gamma_1$  is constructed as follows: each of the five scaled versions of the level 0 Vicsek set which comprise  $\Gamma_1$  can be obtained by applying  $F_1(\Gamma_0)$ ,  $F_2(\Gamma_0)$ , etc. Therefore

$$\Gamma_1 = F_1(\Gamma_0) \cup F_2(\Gamma_0) \cup F_3(\Gamma_0) \cup F_4(\Gamma_0) \cup F_5(\Gamma_0)$$

and, in particular, the set of vertices of  $\Gamma_1$  equals  $V_1 = F_1(V_0) \cup F_2(V_0) \cup \dots \cup F_5(V_0)$ . We call the sets  $F_i(\Gamma_0)$  graph 1-cells. We note that there are five graph 1-cells. In the general

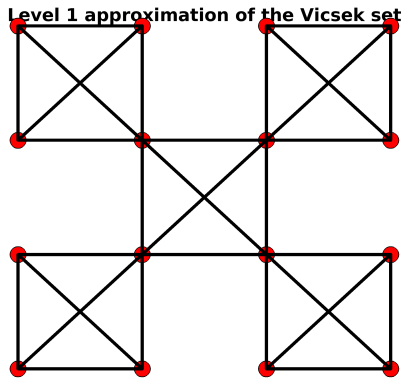


FIGURE 3. Level 1 approximation.

case, for  $m \geq 1$ , the level  $m+1$  graph approximation  $\Gamma_{m+1}$  is obtained from the level  $m$  graph approximation  $\Gamma_m$  via

$$\Gamma_{m+1} = F_1(\Gamma_m) \cup F_2(\Gamma_m) \cup \dots \cup F_5(\Gamma_m).$$

The image under the maps  $F_i$  of the graph  $m$ -cells form the graph  $(m + 1)$ -cells. We note that each graph  $m$ -cell contains five graph  $(m + 1)$ -cells. That is, when going from level  $m$  to level  $m + 1$ , a graph  $m$ -cell is going to be replaced by five graph  $(m + 1)$ -cells. We write  $V_m$  as the set of vertices at the level  $m$  graph approximation. Inductively, it can be shown that  $V_m \subset V_{m+1}$ , and that  $\bigcup_{m=0}^{\infty} V_m$  is a dense subset of  $VS_2$ . Thus, it suffices to study continuous functions on  $\bigcup_{m=0}^{\infty} V_m$  and extend them via continuity to  $VS_2$ .

As detailed by [9], we can define graph energy at level  $m$  for the Vicsek set  $VS_2$  as follows:

$$E_m(u) = \sum_{\{(x,y)|x\sim y\}} |u(x) - u(y)|^2,$$

where  $x \sim y$  means that  $x$  and  $y$  are neighboring vertices in  $\Gamma_m$  (that is, there is an edge in  $\Gamma_m$  joining  $x$  and  $y$ ). Energy generally requires renormalization with a given renormalization factor. For  $VS_2$ , the renormalization factor is equal to 3 [21]. Thus, for  $VS_2$ , the renormalized graph energy is  $\mathcal{E}_m(u) = 3^{-m}E_m(u)$ . One can define the fractal's energy,  $\mathcal{E}(u)$ , via

$$\mathcal{E}(u) = \lim_{m \rightarrow \infty} \mathcal{E}_m(u),$$

with the domain of the energy,  $\text{dom } \mathcal{E}$ , consisting of all continuous functions  $u$  on  $VS_2$  such that  $\mathcal{E}(u) < \infty$ . As detailed in [8, 9, 21], the choice of the renormalization constant in the definition of  $\mathcal{E}_m$  guarantees that the domain of the energy is non-trivial. Now, knowing that the energy exists and can be written as above, we know from [8, 9] that we can determine a fractal's Laplacian. In  $\text{dom } \mathcal{E}$ ,  $\mathcal{E}$  extends via the polarization formula to the bilinear function  $\mathcal{E}(u, v)$ . We consider the standard invariant measure  $\mu$  on  $VS_2$ ; that is, the unique measure that satisfies the following property (see [23] and [24] for details):

$$\int_{VS_2} f(x) d\mu(x) = \frac{1}{5} \sum_{i=1}^5 \int_{VS_2} f(F_i(x)) d\mu(x).$$

Define the weak formulation of the Laplacian as follows ([8, 9]): we say that a function  $u \in \text{dom } \mathcal{E}$  belongs to the domain  $\text{dom } \Delta$  of the Laplacian if there is a continuous function  $f$  on  $VS_2$  such that

$$\mathcal{E}(u, v) = - \int f v d\mu$$

for all  $v \in \text{dom}_0 \mathcal{E} := \{v \in \text{dom } \mathcal{E} : v|_{V_0} = 0\}$ . In this case we write  $\Delta u = f$ . As proven in [21], there exists an equivalent pointwise formula for the Laplacian on the Vicsek set. This formula is given as the normalized limit of a series of graph approximations and is written as follows for  $VS_2$ :

$$\Delta u(x) = \lim_{m \rightarrow \infty} 15^m \Delta_m u(x)$$

for all  $x$  not in the boundary  $V_0$ . Here the graph Laplacian of the graph  $\Gamma_m$ , denoted by  $\Delta_m$ , is defined by

$$(2) \quad \Delta_m u(x) = \frac{1}{\text{deg } x} \sum_{y \sim x} (u(y) - u(x))$$

for all  $x \in V_m \setminus V_0$ , where  $\text{deg } x$  represents the number of neighbors of  $x$  in  $\Gamma_m$ . The degree of a vertex  $x$  in  $\Gamma_m$  is either 3 or 6 for all  $m \geq 1$ .

## 2. NEUMANN LAPLACIAN AND SPECTRAL DECIMATION

We study the Neumann Laplacian in this paper. That is, the Laplacian as defined with Neumann boundary conditions. Neumann boundary conditions behave such that Equation (2) holds for all  $x \in V_m$ , including the boundary  $V_0$ .

The Neumann Laplacian of the level 0 graph approximation  $\Gamma_0$  for  $VS_2$  is then given by the following matrix:

$$\Delta_0 = \begin{bmatrix} 1 & -1/3 & -1/3 & -1/3 \\ -1/3 & 1 & -1/3 & -1/3 \\ -1/3 & -1/3 & 1 & -1/3 \\ -1/3 & -1/3 & -1/3 & 1 \end{bmatrix}.$$

The  $1/3$  scaling factor outside of the matrix is derived from the  $1/\deg x$  that appears in front of the summation in the equation for  $\Delta_m u(x)$ .

In order to study eigenvalues and eigenfunctions on  $VS_2$ , we use the process of spectral decimation as described in [9, 21] that we review next. First, there is a local extension algorithm which shows a unique way to extend a function  $u$  that satisfies the eigenvalue equation  $-\Delta_m u = \lambda_m u$  on  $V_m \setminus V_0$  to a function that we still denote by  $u$  that satisfies the eigenvalue equation  $-\Delta_{m+1} u = \lambda_{m+1} u$  on  $V_{m+1} \setminus V_0$ . Moreover there exists a rational function  $R(\lambda)$  such that  $\lambda_m = R(\lambda_{m+1})$  if  $\lambda_m$  is not a forbidden eigenvalue. That is, a singularity of the function  $R$ . It is "forbidden" to decimate to such eigenvalues. Because forbidden eigenvalues do not have a predecessor, i.e. there is no  $\lambda_{m-1}$  corresponding to  $\lambda_m$ , we say that forbidden eigenvalues are "born" at a level of approximation  $m$ . Spectral decimation for  $VS_2$  is performed as follows. First, define

$$(3) \quad \begin{aligned} f_2(\lambda) &= T_2(3\lambda - 1) - 3T_1(3\lambda - 1) \\ g_2(\lambda) &= U_1(3\lambda - 1) - U_0(3\lambda - 1) \\ h_2(\lambda) &= U_1(3\lambda - 1) - 3U_0(3\lambda - 1) \end{aligned}$$

where  $T_2$  and  $U_2$  represent the Chebyshev polynomials of the 1st and 2nd kind, i.e.  $T_1(\lambda) = \lambda$ ,  $T_2(\lambda) = 2\lambda^2 - 1$ ,  $U_0(\lambda) = 1$ , and  $U_1(x) = 2\lambda$ . Therefore,  $f_2(\lambda) = 18\lambda^2 - 21\lambda + 4$ ,  $g_2(\lambda) = 6\lambda - 3$ , and  $h_2(\lambda) = 6\lambda - 5$ . Zhou proved in [21] (see also [9, 22]) that the spectral decimation function  $R$  is

$$(4) \quad R(\lambda) = \lambda g_2(\lambda) h_2(\lambda) = 36\lambda^3 - 48\lambda^2 + 15\lambda.$$

Additionally, the forbidden eigenvalues of  $VS_2$  are  $4/3$  and the zeroes of  $f_2$  and  $g_2$ ,  $0$ ,  $1/2$ , and  $(7 \pm 17^{0.5})/12$ . The extension of eigenfunctions of  $VS_2$  from one level to the next is given by [22]:

$$(5) \quad -(X + \lambda M)^{-1} J = \gamma \begin{bmatrix} a & b & a & c & c & d & d & c & c & c & d & c \\ c & d & c & a & a & b & d & c & c & c & d & c \\ c & d & c & c & c & d & b & a & a & c & d & c \\ c & d & c & c & c & d & d & c & c & a & b & a \end{bmatrix}^T$$

where

$$\begin{aligned} a &= 9 - 42\lambda + 36\lambda^2, c = 1 \\ b &= 6(1 - 4\lambda + 3\lambda^2), d = 2 - 3\lambda \\ \gamma &= \frac{1}{3(4 - 29\lambda + 60\lambda^2 - 36\lambda^3)}. \end{aligned}$$

Note that  $a, b, c, d$  and  $\gamma$  are functions of  $\lambda$ . Hereafter  $\lambda$  is any number that is not a forbidden eigenvalue of  $VS_2$ . In  $\Gamma_1$ ,  $J$  is equal to the  $V_0 \times (V_1 \setminus V_0)$  adjacency matrix,  $X$  is the adjacency matrix of  $(V_1 \setminus V_0)$  with the degrees of every vertex as its diagonal entries, and  $M$  is a diagonal matrix such that  $M_{ii} = -X_{ii}$ . Going from  $\Gamma_m$  to  $\Gamma_{m+1}$ , this matrix is applied to the vertices of one graph  $m$ -cell to obtain the values on the five new graph  $(m+1)$ -subcells.

We follow the convention from [22, Figure 4] when it comes to the labeling of the columns of the matrix (5). That is, the first column corresponds to the point  $q_5 = F_1(q_2)$ , the second column corresponds to the point  $q_6 = F_1(q_3) = F_5(q_1)$ , the third column corresponds to

$q_7 = F_1(q_4)$ , the fourth column corresponds to  $q_8 = F_2(q_1)$  and so on. To better understand the meaning of the matrix (5), let  $\lambda_0$  be an eigenvalue of  $\Delta_0$ , and let  $u$  be a  $\lambda_0$  eigenvector on  $V_0$ . To simplify the notation, write  $u(q_i) = u_i$ ,  $i = 1, 2, 3, 4$ . Let  $\lambda_1$  be a solution of  $R(\lambda) = \lambda_0$ . Then  $u$  is extended to a  $\lambda_1$  eigenvector on  $V_1$  using (5) as described next. First,  $u|_{V_0}$  does not change. The extension of  $u$  to  $q_5 = F_1(q_2)$  is computed using the first column of (5) as follows:

$$u(q_5) = \gamma a u_1 + \gamma c u_2 + \gamma c u_3 + \gamma c u_4,$$

where  $\gamma, a$ , and  $c$  are evaluated at  $\lambda_1$ . The extension of  $u$  to  $q_6$  is computed using the second column of (5) as follows:

$$u(q_6) = \gamma b u_1 + \gamma d u_2 + \gamma d u_3 + \gamma d u_4,$$

where  $\gamma, b$ , and  $d$  are evaluated at  $\lambda_1$ . The computation of the extension of  $u$  to the remaining vertices in  $V_1$  is computed based on the corresponding columns in (5).

The eigenvalue extension function  $R(\lambda) = 36\lambda^3 - 48\lambda^2 + 15\lambda$  has three local inverses [22]. Let  $\phi_1, \phi_2, \phi_3$  denote the inverse functions of  $R$  in increasing order; that is,  $\phi_1$  is the inverse of  $R(\lambda)$  on the interval  $(0, \frac{8-19^{0.5}}{18})$ ,  $\phi_2$  is the inverse of  $R(\lambda)$  on  $(\frac{8-19^{0.5}}{18}, \frac{8+19^{0.5}}{18})$ , and  $\phi_3$  is the inverse of  $R(\lambda)$  on  $(\frac{8+19^{0.5}}{18}, 1)$ . Observe  $\phi_1(x) < \phi_2(y) < \phi_3(z)$  for all  $x, y, z$  in the corresponding domain, and  $\phi_2$  is decreasing while  $\phi_1$  and  $\phi_3$  are increasing. Let  $\rho_2 = 15$  be the renormalization factor for the Laplacian. The Neumann eigenvalues are non-negative and they accumulate at  $\infty$ . Then the rules for spectral decimation in the case of  $VS_2$  are summarized as follows [22]:

- (1) For each Neumann eigenvalue  $\lambda$ , there is an infinite word  $\{\omega_j\}_{j=1}^{\infty}$ , where  $\omega_j \in \{1, 2, 3\}$  for all  $j \geq 1$ , such that  $\lambda$  equals

$$\begin{aligned} & \lim_{m \rightarrow \infty} 15^m \phi_{\omega_m} \circ \phi_{\omega_{m-1}} \circ \dots \circ \phi_{\omega_1}(0) \text{ or} \\ & \lim_{m \rightarrow \infty} 15^{m+k} \phi_{\omega_m} \circ \phi_{\omega_{m-1}} \circ \dots \circ \phi_{\omega_1}(4/3). \end{aligned}$$

The existence of the limit is proven in [21]. In the first case, the eigenvalue is in the 0-series, and in the second series the eigenvalue is in the 4/3 series born on level  $k$

- (2) All but a finite number of the  $\omega_m$  are equal to 1
- (3) For the 0-series, the first  $\omega_j$  with  $\omega_j \neq 1$  must be an odd number, and for the 4/3 series,  $\omega_1$  must be an odd number but  $\omega_1 \neq 3$
- (4) The multiplicity of each eigenvalue in the 0-series is 1, while the multiplicity of each 4/3-series eigenvalue on level  $k$  is  $2(5)^k + 1$ .

In the remainder of the paper, we use the spectral decimation as applied to the following setup. Let  $\lambda_0 = 4/3$  be the second smallest eigenvalue of  $\Delta_0$ . Then  $\lambda_0 = 4/3$  has multiplicity 3 and a basis for its eigenspace on  $V_0$  is given by the following eigenvectors:

$$(6) \quad u_1 = \begin{bmatrix} 1 \\ 0 \\ 0 \\ -1 \end{bmatrix}, u_2 = \begin{bmatrix} 0 \\ 1 \\ 0 \\ -1 \end{bmatrix}, u_3 = \begin{bmatrix} 0 \\ 0 \\ 1 \\ -1 \end{bmatrix}.$$

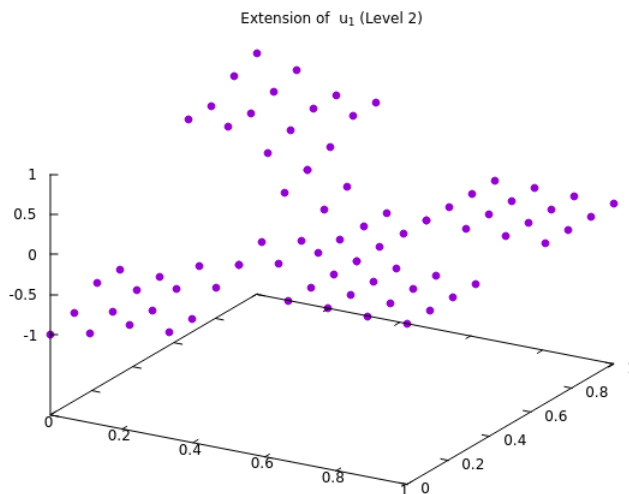
Extend  $\lambda_0$  at all levels along  $\phi_1$ . That is, define

$$(7) \quad \lambda_m = \phi_1(\lambda_{m-1}) \text{ for all } m \geq 1$$

and define

$$(8) \quad \lambda^{(2)} = \lim_{m \rightarrow \infty} 15^m \lambda_m.$$

We extend  $u_1, u_2$  and  $u_3$  to eigenvectors of  $\lambda^{(2)}$  on the Vicsek set via the spectral decimation. Figure 4 presents the extension of  $u_1$  from  $V_0$  to  $V_2$  using the spectral decimation described above. The following important fact follows from [22, Theorem 2.2].

FIGURE 4. Extension of  $u_1$  to  $V_2$ .

**Proposition 2.1.**  $\lambda^{(2)}$  is the 2nd smallest eigenvalue of the Neumann Laplacian on the Vicsek set.

An important fact later in the paper is that  $\lambda_1 = \phi_1(4/3) = 1/6$ . One can easily check that  $R(1/6) = 4/3$ . The fact that  $1/6$  is the smallest preimage of  $4/3$  under  $R(\lambda)$  follows from numerically solving the equation  $R(\lambda) = 4/3$ . For future reference, using Maxima approximation, we find that  $\lambda^{(2)}$  is roughly

$$2.601813889315113780749839.$$

### 3. THE "HOT SPOTS" CONJECTURE FOR THE VICSEK SET

We are now able to state the main theorem. The proof of the theorem follows from the main lemma 3.2. The proof of this lemma is long and technical, and it will occupy the entirety of the next section. Our main result states that every eigenfunction of the second smallest eigenvalue of the Neumann Laplacian on the Vicsek set attains its maximum and minimum on the boundary. Our approach is based on techniques from [14] and [15]. Our computations, however, are much more involved due to the complexity of the spectral decimation matrix (5).

**Theorem 3.1 (Main Theorem).** *Let  $VS_2$  be the Vicsek set and  $\Delta$  be the Neumann Laplacian as described in the previous section. Then every eigenfunction of the second smallest eigenvalue  $\lambda^{(2)}$  of  $\Delta$  attains its minimum and maximum value on the boundary  $V_0$ .*

In order to prove this theorem, we begin by recalling the space of finite words that the five iterated functions (1) of the Vicsek set generate. Let  $\Sigma = \{1, 2, 3, 4, 5\}$  be the corresponding alphabet and let  $\Sigma^m = \{\omega_1 \dots \omega_j \dots \omega_m \mid j \in \{1, 2, 3, 4, 5\}\}$  be the set of words of length  $m$ . Note that in order to simplify the notation we do not separate the letters in a word by commas. So, for example, we write 14 for the word of length 2 that is formed with the letters 1 and 4. Define  $\Sigma^* = \bigcup_{m=0}^{\infty} \Sigma^m$  as the set of all finite words. For every  $\omega \in \Sigma^m$ , we write  $|\omega| := m$  for the length of  $\omega$ . Let  $\emptyset$  denote the empty word and  $|\emptyset| = 0$ . Furthermore,  $\Sigma^0 = \{\emptyset\}$ . If  $\omega, \nu \in \Sigma^*$  then we write  $\omega\nu$  for the word obtained by concatenating the two words  $\omega$  and  $\nu$  together. In particular, we will create words by adding just one letter. For example,  $\omega i$  is the word that adds the letter  $i$  at the end of  $\omega$ . If all the letters of  $\omega$  are the same, say equal to  $i \in \{1, 2, 3, 4, 5\}$ , then we write  $\omega$  as  $[i]^m$ , where  $m$  is the length of  $\omega$ .



Recall that  $V_0 = \{q_1, q_2, q_3, q_4\}$  where  $F_i(q_i) = q_i$ ,  $i = 1, 2, 3, 4$ . We let  $\overline{\Sigma^*} = \Sigma^* \times \{1, 2, 3, 4\}$ . For  $\omega \in \Sigma^m$ , we write  $F_\omega = F_{\omega_1} \circ F_{\omega_2} \circ \dots \circ F_{\omega_m}$  and for  $(\omega, i) \in \overline{\Sigma^*}$  we write  $q_{\omega, i} = F_\omega(q_i)$ . Notice that  $\{q_{\omega, i}\}_{(\omega, i) \in \overline{\Sigma^*}} = \bigcup_{m=0}^{\infty} V_m$  forms a dense subset of  $VS_2$ .

Recall from (8) that  $\lambda^{(2)} = \lim_{m \rightarrow \infty} \lambda_m$  is the second smallest eigenvalue of the Neumann Laplacian where  $\lambda_m$  are defined in (7). Recall also that  $\lambda_0 = 4/3$ ,  $\lambda_1 = 1/6$ , and they are related via  $\lambda_m = R(\lambda_{m+1})$  for all  $m \geq 0$ , where  $R(\lambda)$  is the eigenvalue extension function (4). We let  $EF_2$  be the the eigenspace of  $\lambda^{(2)}$ . Then  $EF_2$  is a three-dimensional vector space by the spectral decimation and we pick the bases given by  $u_1, u_2, u_3 \in EF_2$  with  $u_1(q_1) = 1$ ,  $u_1(q_2) = 0$ ,  $u_1(q_3) = 0$ ,  $u_1(q_4) = -1$ ,  $u_2(q_1) = 0$ ,  $u_2(q_2) = 1$ ,  $u_2(q_3) = 0$ ,  $u_2(q_4) = -1$ ,  $u_3(q_1) = 0$ ,  $u_3(q_2) = 0$ ,  $u_3(q_3) = 1$ ,  $u_3(q_4) = -1$ . That is, we pick  $u_1, u_2, u_3$  to be the extensions via the spectral decimation of the 4/3-eigenvectors on  $V_0$  defined in (6).

Following some ideas from [14], we use the bases that we picked to define a partition of unity on  $\overline{\Sigma^*}$ . Specifically, we define the functions  $f, g, h$ , and  $k$  with domain  $\overline{\Sigma^*}$  via:

$$(9) \quad f(\omega, i) = \frac{3}{4}u_1(q_{\omega, i}) - \frac{1}{4}u_2(q_{\omega, i}) - \frac{1}{4}u_3(q_{\omega, i}) + \frac{1}{4}$$

$$(10) \quad g(\omega, i) = -\frac{1}{4}u_1(q_{\omega, i}) + \frac{3}{4}u_2(q_{\omega, i}) - \frac{1}{4}u_3(q_{\omega, i}) + \frac{1}{4}$$

$$(11) \quad h(\omega, i) = -\frac{1}{4}u_1(q_{\omega, i}) - \frac{1}{4}u_2(q_{\omega, i}) + \frac{3}{4}u_3(q_{\omega, i}) + \frac{1}{4}$$

$$(12) \quad k(\omega, i) = -\frac{1}{4}u_1(q_{\omega, i}) - \frac{1}{4}u_2(q_{\omega, i}) - \frac{1}{4}u_3(q_{\omega, i}) + \frac{1}{4}$$

Then they satisfy the following crucial lemma.

**Lemma 3.2.** *We have  $0 \leq f(\omega, i), g(\omega, i), h(\omega, i), k(\omega, i) \leq 1$  and  $f(\omega, i) + g(\omega, i) + h(\omega, i) + k(\omega, i) = 1$  for every  $\omega \in \Sigma^*$  and for every  $i \in \{1, 2, 3, 4\}$ . Additionally,  $f(\emptyset, i) = \delta_{1i}$ ,  $g(\emptyset, i) = \delta_{2i}$ ,  $h(\emptyset, i) = \delta_{3i}$ ,  $k(\emptyset, i) = \delta_{4i}$  where  $\delta_{ij}$  is the Kronecker-Delta function.*

As mentioned at the beginning of the section, the proof of the lemma is long, technical, and will occupy the next section of this paper. From the lemma, the theorem is proven as follows.

*Proof of Theorem 3.1.* Notice that the functions  $f, g, h$ , and  $k$  are related as follows:

$$\begin{aligned} f(\omega, i) - k(\omega, i) &= u_1(q_{\omega, i}), \\ g(\omega, i) - k(\omega, i) &= u_2(q_{\omega, i}), \\ h(\omega, i) - k(\omega, i) &= u_3(q_{\omega, i}). \end{aligned}$$

Let  $u \in EF_2$ . Then there exist constants  $c_1, c_2, c_3$  such that  $u(x) = c_1u_1(x) + c_2u_2(x) + c_3u_3(x)$  for all  $x \in VS_2$  because  $u_1, u_2, u_3$  form a basis for  $EF_2$ . It follows that

$$u(q_{\omega, i}) = c_1f(\omega, i) + c_2g(\omega, i) + c_3h(\omega, i) + (-c_1 - c_2 - c_3)k(\omega, i).$$

Lemma 3.2 implies that the maximum/minimum value of  $u$  on  $\bigcup_{m=0}^{\infty} V_m$  is given by the maximum/minimum of the values  $c_1, c_2, c_3$  and  $(-c_1 - c_2 - c_3)$ , which are the values of  $u$  on the boundary  $V_0$ . Since  $\bigcup_{m=0}^{\infty} V_m$  is dense in  $VS_2$  and  $u$  is continuous the theorem follows.  $\square$

#### 4. PROOF OF LEMMA 3.2

The proof of Lemma 3.2 will occupy the rest of this paper. We provide first a short summary of the proof in order to help the reader navigate through the many lemmas that follow. First, an easy proof shows that  $f(\emptyset, i) = \delta_{1i}$  (Lemma 4.1). We observe that it suffices to prove the statement for  $f$  for the words  $\omega$  that begin only with the letters 1, 2, and 5, because  $f$  restricted to words that begin with 3 and 4 equals a ‘‘rotation’’ of  $f$  restricted to words that begin with 2 (see Remark 4.4). The crucial Lemma 4.2 proves recursive formulas for  $f(\omega, j)$  when one increases the length of  $\omega$  by 1. Using these formulas we are able to compute explicitly  $f(\omega, j)$



for words of the form  $\omega = [1]^m$  (Lemma 4.5),  $\omega = [2]^m$  (Lemma 4.6), and  $\omega = [5]^m$  (Lemma 4.7). Recall that we write  $[i]^m$  for the word of length  $m$  consisting only on the letter  $i$ , i.e.  $[i]^m = ii \dots i$  ( $m$ -times). Using these explicit formulas, we prove in Proposition 4.8 that the minimum of  $f$  is 0 and the maximum of  $f$  is 1. We finish the proof of Lemma 3.2 by describing how to recover the same results for  $g, h$ , and  $k$  from the results proved for  $f$ . To improve the readability of this section, we leave the statements and proofs of some useful formulas until the Appendix (see Lemma A.1).

We continue to use the notation described in the previous section. In particular,  $f, g, h$  and  $k$  are the functions defined in (9), (10), (11), and (12). Recall that we do not separate the letters in a word  $\omega \in \Sigma^*$ . Therefore, 123 is the word of length 3 that consists of the letters 1, 2 and 3 (we read this word “one, two, three”, as opposed to “one hundred twenty three”). This word will correspond to the composition  $F_1 \circ F_2 \circ F_3$ .

We break the proof of the main Lemma 3.2 into a series of lemmas. We begin with the easier part.

**Lemma 4.1.**  $f(\emptyset, i) = \delta_{1i}$ ,  $g(\emptyset, i) = \delta_{2i}$ ,  $h(\emptyset, i) = \delta_{3i}$ ,  $k(\emptyset, i) = \delta_{4i}$ , where  $\emptyset$  is the empty word and  $\delta_{ij}$  is the Kronecker-Delta function.

*Proof.* From the definition of the functions, it is clear that  $f(\omega, i) + g(\omega, i) + h(\omega, i) + k(\omega, i) = 1$ . Notice that

$$\begin{aligned} f(\emptyset, 1) &= \frac{3}{4}u_1(q_1) - \frac{1}{4}u_2(q_1) - \frac{1}{4}u_3(q_1) + \frac{1}{4} = \frac{3}{4} + \frac{1}{4} = 1 \\ f(\emptyset, 2) &= \frac{3}{4}u_1(q_2) - \frac{1}{4}u_2(q_2) - \frac{1}{4}u_3(q_2) + \frac{1}{4} = \frac{1}{4} - \frac{1}{4} = 0 \\ f(\emptyset, 3) &= \frac{3}{4}u_1(q_3) - \frac{1}{4}u_2(q_3) - \frac{1}{4}u_3(q_3) + \frac{1}{4} = \frac{1}{4} - \frac{1}{4} = 0 \\ f(\emptyset, 4) &= \frac{3}{4}u_1(q_4) - \frac{1}{4}u_2(q_4) - \frac{1}{4}u_3(q_4) + \frac{1}{4} = \frac{1}{4} - \frac{1}{4} = 0. \end{aligned}$$

Hence,  $f(\emptyset, i) = \delta_{1,i}$ . Similar statements hold for  $g$  and  $h$  by symmetry, and similar computation shows that the result also holds for  $k$ .  $\square$

The hard part that remains is to prove that each of these functions is between 0 and 1. First, we begin by proving that  $f(\omega i, i) = f(\omega, i)$  and describe recursive relations satisfied by  $f$ .

$$\begin{aligned} f(\omega i, i) &= \frac{3}{4}u_1(F_{\omega i}(q_i)) - \frac{1}{4}u_2(F_{\omega i}(q_i)) - \frac{1}{4}u_3(F_{\omega i}(q_i)) + \frac{1}{4} \\ &= \frac{3}{4}u_1(F_{\omega}(F_i(q_i))) - \frac{1}{4}u_2(F_{\omega}(F_i(q_i))) - \frac{1}{4}u_3(F_{\omega}(F_i(q_i))) + \frac{1}{4} \\ &= \frac{3}{4}u_1(F_{\omega}(q_i)) - \frac{1}{4}u_2(F_{\omega}(q_i)) - \frac{1}{4}u_3(F_{\omega}(q_i)) + \frac{1}{4} \\ &= f(\omega, i) \end{aligned}$$

because  $F(q_i) = q_i$ . So  $f(\omega i, i) = f(\omega, i)$  for all  $i \in \{1, 2, 3, 4\}$ .

For the rest of the paper we write  $a_m, b_m, c_m, d_m$  for the elements of the extension matrix (5) evaluated at  $\lambda_m$  for all  $m \geq 0$  and

$$(13) \quad \alpha_m := \gamma_m a_m = \frac{9 - 42\lambda_m + 36\lambda_m^2}{3(4 - 29\lambda_m + 60\lambda_m^2 - 36\lambda_m^3)}$$

$$(14) \quad \beta_m := \gamma_m b_m = \frac{6(1 - 4\lambda_m + 3\lambda_m^2)}{3(4 - 29\lambda_m + 60\lambda_m^2 - 36\lambda_m^3)}$$

$$(15) \quad \chi_m := \gamma_m c_m = \frac{1}{3(4 - 29\lambda_m + 60\lambda_m^2 - 36\lambda_m^3)}$$

$$(16) \quad \delta_m := \gamma_m d_m = \frac{2 - 3\lambda_m}{3(4 - 29\lambda_m + 60\lambda_m^2 - 36\lambda_m^3)}.$$

**Lemma 4.2.** *The following formulas hold for all  $\omega \in \Sigma^*$ :*

$$(17) \quad f(\omega 1, 2) = f(\omega 1, 4) = \alpha_{m+1}f(\omega, 1) + \chi_{m+1}f(\omega, 2) + \chi_{m+1}f(\omega, 3) + \chi_{m+1}f(\omega, 4) \\ + \frac{1}{4}(1 - \alpha_{m+1} - 3\chi_{m+1}),$$

$$(18) \quad f(\omega 2, 1) = f(\omega 2, 3) = \chi_{m+1}f(\omega, 1) + \alpha_{m+1}f(\omega, 2) + \chi_{m+1}f(\omega, 3) + \chi_{m+1}f(\omega, 4) \\ + \frac{1}{4}(1 - \alpha_{m+1} - 3\chi_{m+1}),$$

$$(19) \quad f(\omega 3, 2) = f(\omega 3, 4) = \chi_{m+1}f(\omega, 1) + \chi_{m+1}f(\omega, 2) + \alpha_{m+1}f(\omega, 3) + \chi_{m+1}f(\omega, 4) \\ + \frac{1}{4}(1 - \alpha_{m+1} - 3\chi_{m+1}).$$

$$(20) \quad f(\omega 4, 1) = f(\omega 4, 3) = \chi_{m+1}f(\omega, 1) + \chi_{m+1}f(\omega, 2) + \chi_{m+1}f(\omega, 3) + \alpha_{m+1}f(\omega, 4) \\ + \frac{1}{4}(1 - \alpha_{m+1} - 3\chi_{m+1}).$$

$$(21) \quad f(\omega 5, 1) = f(\omega 1, 3) = \beta_{m+1}f(\omega, 1) + \delta_{m+1}f(\omega, 2) + \delta_{m+1}f(\omega, 3) + \delta_{m+1}f(\omega, 4) \\ + \frac{1}{4}(1 - \beta_{m+1} - 3\delta_{m+1}),$$

$$(22) \quad f(\omega 5, 2) = f(\omega 2, 4) = \delta_{m+1}f(\omega, 1) + \beta_{m+1}f(\omega, 2) + \delta_{m+1}f(\omega, 3) + \delta_{m+1}f(\omega, 4) \\ + \frac{1}{4}(1 - \beta_{m+1} - 3\delta_{m+1}),$$

$$(23) \quad f(\omega 5, 3) = f(\omega 3, 1) = \delta_{m+1}f(\omega, 1) + \delta_{m+1}f(\omega, 2) + \beta_{m+1}f(\omega, 3) + \delta_{m+1}f(\omega, 4) \\ + \frac{1}{4}(1 - \beta_{m+1} - 3\delta_{m+1}),$$

$$(24) \quad f(\omega 5, 4) = f(\omega 4, 2) = \delta_{m+1}f(\omega, 1) + \delta_{m+1}f(\omega, 2) + \delta_{m+1}f(\omega, 3) + \beta_{m+1}f(\omega, 4) \\ + \frac{1}{4}(1 - \beta_{m+1} - 3\delta_{m+1}),$$

*Proof.* Let  $\omega \in \Sigma^m$  for some  $m \geq 0$ . That is,  $|\omega| = m$ . We prove the case of  $f(\omega 4, 3)$  as follows:

$$\begin{aligned} f(\omega 4, 3) &= \frac{3}{4}u_1(F_{\omega 4}(q_3)) - \frac{1}{4}u_2(F_{\omega 1}(q_3)) - \frac{1}{4}u_3(F_{\omega 4}(q_3)) + \frac{1}{4} \\ &= \frac{3}{4}[\chi_{m+1}u_1(F_\omega(q_1)) + \chi_{m+1}u_1(F_\omega(q_2)) + \chi_{m+1}u_1(F_\omega(q_3)) + \alpha_{m+1}u_1(F_\omega(q_4))] \\ &\quad - \frac{1}{4}[\chi_{m+1}u_2(F_\omega(q_1)) + \chi_{m+1}u_2(F_\omega(q_2)) + \chi_{m+1}u_2(F_\omega(q_3)) + \alpha_{m+1}u_2(F_\omega(q_4))] \\ &\quad - \frac{1}{4}[\chi_{m+1}u_3(F_\omega(q_1)) + \chi_{m+1}u_3(F_\omega(q_2)) + \chi_{m+1}u_3(F_\omega(q_3)) + \alpha_{m+1}u_3(F_\omega(q_4))] \\ &\quad + \frac{1}{4}. \end{aligned}$$

Therefore,

$$f(\omega 4, 3) = \chi_{m+1}f(\omega, 1) + \chi_{m+1}f(\omega, 2) + \chi_{m+1}f(\omega, 3) + \alpha_{m+1}f(\omega, 4) + \frac{1}{4}(1 - \alpha_{m+1} - 3\chi_{m+1}).$$

The fact that  $f(\omega 4, 1) = f(\omega 4, 3)$  follows from the fact that the corresponding columns in the extension matrix (5) are identical. Therefore (20) holds. The remaining formulas follow by similar computation. The fact that  $f(\omega 5, 1) = f(\omega 1, 3)$ ,  $f(\omega 5, 2) = f(\omega 2, 4)$ ,  $f(\omega 5, 3) = f(\omega 3, 1)$ , and  $f(\omega 5, 4) = f(\omega 4, 2)$  follows from the fact that  $F_5(q_1) = F_1(q_3)$ ,  $F_5(q_2) = F_2(q_4)$ ,  $F_5(q_3) = F_3(q_1)$  and  $F_5(q_4) = F_4(q_2)$ .  $\square$

As an immediate consequence of Lemma 4.2, we obtain the following.

**Lemma 4.3.** *Let  $\omega \in \Sigma^*$ .*

(1) *If  $f(\omega, 1) = f(\omega, 2) = f(\omega, 3)$  then*

$$f(\omega 1, 2) = f(\omega 1, 4) = f(\omega 2, 1) = f(\omega 2, 3) = f(\omega 3, 2) = f(\omega 3, 4)$$

$$\text{and } f(\omega 1, 3) = f(\omega 2, 4) = f(\omega 3, 1).$$

(2) *If  $f(\omega, 1) = f(\omega, 2) = f(\omega, 4)$  then*

$$f(\omega 1, 2) = f(\omega 1, 4) = f(\omega 2, 1) = f(\omega 2, 3) = f(\omega 4, 1) = f(\omega 4, 3)$$

$$\text{and } f(\omega 1, 3) = f(\omega 2, 4) = f(\omega 4, 2).$$

(3) *If  $f(\omega, 2) = f(\omega, 3) = f(\omega, 4)$ , then*

$$f(\omega 2, 1) = f(\omega 2, 3) = f(\omega 3, 2) = f(\omega 3, 4) = f(\omega 4, 1) = f(\omega 4, 3)$$

$$\text{and } f(\omega 2, 4) = f(\omega 3, 1) = f(\omega 4, 2).$$

*Remark 4.4.* Using Lemma 4.2 and Lemma 4.3, one can prove inductively the following symmetries ("rotations") of the function  $f$ :

(1) Let  $R_1 : \Sigma \rightarrow \Sigma$  be the permutation that flips 2 and 4,  $R_1 = (2, 4)$ . We denote by  $R_1$  its extension to  $\Sigma^*$  as well. Then  $f(\omega, i) = f(R_1(\omega), R_1(i))$  for all  $(\omega, i) \in \overline{\Sigma^*}$ .

(2) Let  $R_2 : \Sigma \rightarrow \Sigma$  be the permutation defined by  $R_2 = (1, 2, 3, 4)$ . Then  $f(2\omega, i) = f(3R_2(\omega), R_2(i))$  for all  $\omega \in \Sigma^*$  and  $i \in \{1, 2, 3, 4\}$ .

We call  $R_1$  and  $R_2$  "rotations" since, if we view  $f$  defined on  $VS_2$  via the projection  $\pi : \overline{\Sigma^*} \rightarrow VS_2$  defined by  $\pi(\omega, i) := q_{\omega, i}$ , then  $R_1$  flips  $\cup_{m \geq 0} V_m$  around the diagonal going from  $q_1$  to  $q_3$ , and  $R_2$  rotates the 2-cell  $F_2(\cup_{m \geq 0} V_m)$  by  $90^\circ$  and moves it into the 2-cell  $F_3(\cup_{m \geq 0} V_m)$ .

There is a permutation that rotates  $F_2(\cup_{m \geq 0} V_m)$  and moves it into the 2-cell  $F_4(\cup_{m \geq 0} V_m)$ . As a consequence, in the following we will only consider words  $\omega \in \Sigma^*$  whose first letter is either 1, 2 or 5.

We begin by proving that  $0 \leq f([1]^m, j), f([2]^m, j), f([5]^m, j) \leq 1$  for all  $j \in \{1, 2, 3, 4\}$ . We have already shown that  $f([1]^m, 1) = 1$  for all  $m \geq 0$ , so we now prove that  $0 \leq f([1]^m, j) \leq 1$  for all  $j \in \{2, 3, 4\}$ . We accomplish this by determining explicit formulas for  $f([1]^m, j)$  in the following lemma.

**Lemma 4.5.** *We have  $f([1]^m, 2) = f([1]^m, 4) = 1$  and  $f([1]^m, 3) = 1 - 9\frac{\lambda_m}{4}$  for all  $m \geq 1$ . Therefore  $0 \leq f([1]^m, j) \leq 1$  for all  $j \in \{2, 3, 4\}$  since  $0 < \lambda_m \leq 1/6$  for all  $m \geq 1$ , and  $\lim_{m \rightarrow \infty} f([1]^m, j) = 1$  for all  $j \in \{1, 2, 3, 4\}$ .*

*Proof.* We prove the lemma by induction. First, consider  $\omega = \emptyset$  in (17); that is, if  $m = 1$  then:

$$\begin{aligned} f(1, 2) = f(1, 4) &= \alpha_1 f(\emptyset, 1) + \chi_1 f(\emptyset, 2) + \chi_1 f(\emptyset, 3) + \chi_1 f(\emptyset, 4) + \frac{1}{4}(1 - \alpha_1 - 3\chi_1) \\ &= \alpha_1 + \frac{1}{4}(1 - \alpha_1 - 3\chi_1) \\ &= \frac{1}{4}(1 + 3\alpha_1 - 3\chi_1) \\ &= \frac{1}{4} \frac{2\lambda_1 - 3}{2\lambda_1 - 1} \end{aligned}$$

by Lemma A.1 and

$$\begin{aligned} f(1, 3) &= \beta_1 f(\emptyset, 1) + \delta_1 f(\emptyset, 2) + \delta_1 f(\emptyset, 3) + \delta_1 f(\emptyset, 4) + \frac{1}{4}(1 - \beta_1 - 3\delta_1) \\ &= \frac{1}{4}(1 + 3\beta_1 - 3\delta_1) = \frac{1}{4} \frac{2\lambda_1 - 2}{2\lambda_1 - 1} \end{aligned}$$

by Lemma A.1. By plugging in  $\lambda_1 = 1/6$  we obtain that  $f(1, 2) = f(1, 4) = 1$  and  $f(1, 3) = \frac{5}{8} = 1 - \frac{9}{4}\lambda_1$ . Assume that the claims holds for  $m \geq 1$ . Then, using the induction hypothesis, (13), (15), (17) and Lemma A.1, we obtain:

$$\begin{aligned} f([1]^{m+1}, 2) &= \alpha_{m+1} f([1]^m, 1) + \chi_{m+1} f([1]^m, 2) + \chi_{m+1} f([1]^m, 3) + \chi_{m+1} f([1]^m, 4) \\ &\quad + \frac{1}{4}(1 - \alpha_{m+1} - 3\chi_{m+1}) \\ &= (9 - 42\lambda_{m+1} + 36\lambda_{m+1}^2)\chi_{m+1} + \chi_{m+1} + \chi_{m+1} \left(1 - \frac{9}{4}\lambda_m\right) + \chi_{m+1} \\ &\quad - \frac{1}{4}(3R(\lambda_{m+1}))\chi_{m+1} \end{aligned}$$

which, by factoring out  $\chi_{m+1}$  and using the fact that  $R(\lambda_{m+1}) = \lambda_m$ , equals

$$\chi_{m+1}(12 - 42\lambda_{m+1} + 36\lambda_{m+1}^2 - 3\lambda_m)$$

which by replacing  $\lambda_m$  with  $R(\lambda_{m+1})$  equals

$$\begin{aligned} &\chi_{m+1}(12 - 87\lambda_{m+1} + 180\lambda_{m+1}^2 - 108\lambda_{m+1}^3) \\ &= \chi_{m+1} \cdot 3(4 - 29\lambda_{m+1} + 60\lambda_{m+1}^2 - 36\lambda_{m+1}^3) = 1. \end{aligned}$$

Hence  $f([1]^{m+1}, 2) = f([1]^{n+1}, 4) = 1$ . Now, by using the induction hypothesis, (14), (16), (21) and Lemma A.1, we obtain

$$\begin{aligned} f([1]^{m+1}, 3) &= \beta_{m+1}f([1]^m, 1) + \delta_{m+1}f([1]^m, 2) + \delta_{m+1}f([1]^m, 3) + \delta_{m+1}f([1]^m, 4) \\ &\quad + \frac{1}{4}(1 - \beta_1 - 3\delta_1) \\ &= \beta_{m+1} + \delta_{m+1} + \delta_{m+1} \left(1 - \frac{9}{4}\lambda_m\right) + \delta_{m+1} \\ &\quad + \frac{1}{4} \frac{18 \cdot 3\lambda_{m+1}(\lambda_{m+1} - 1)(1 - 2\lambda_{m+1})}{3(1 - 2\lambda_{m+1})f_2(\lambda_{m+1})}. \end{aligned}$$

Next, by using the fact that  $3\lambda_{m+1}(1 - 2\lambda_{m+1}) = R(\lambda_{m+1})/(5 - 6\lambda_{m+1})$ , we observe that  $f([1]^{m+1}, 3)$  equals

$$\begin{aligned} &\chi_{m+1} \left( 6(1 - 4\lambda_{m+1} + 3\lambda_{m+1}^2) + 2 - 3\lambda_{m+1} + (2 - 3\lambda_{m+1})\left(1 - \frac{9}{4}\lambda_m\right) \right. \\ &\quad \left. + 2 - 3\lambda_{m+1} + \frac{1}{4} \frac{18(\lambda_{m+1} - 1)\lambda_m}{5 - 6\lambda_{m+1}} \right) \\ &= \chi_{m+1} \left( 18\lambda_{m+1}^2 - 33\lambda_{m+1} + 12 - \frac{9}{4}\lambda_m \left(2 - 3\lambda_{m+1} + \frac{2(\lambda_{m+1} - 1)}{5 - 6\lambda_{m+1}}\right) \right). \end{aligned}$$

We simplify next the last parenthesis in the above expression:

$$\begin{aligned} \frac{9}{4}\lambda_m \left(2 - 3\lambda_{m+1} + \frac{2(\lambda_{m+1} - 1)}{5 - 6\lambda_{m+1}}\right) &= \frac{9}{4}\lambda_m \frac{12 - 29\lambda_{m+1} + 18\lambda_{m+1}^2}{5 - 6\lambda_{m+1}} \\ &= \frac{9}{4}\lambda_m \frac{8 - 8\lambda_{m+1}}{5 - 6\lambda_{m+1}} + \frac{9}{4}\lambda_m \frac{f_2(\lambda_{m+1})}{5 - 6\lambda_{m+1}}. \end{aligned}$$

Replacing  $\lambda_m$  with  $R(\lambda_{m+1}) = 3\lambda_{m+1}(1 - 2\lambda_{m+1})(5 - 6\lambda_{m+1})$ , we obtain

$$\frac{9}{4}\lambda_m \left(2 - 3\lambda_{m+1} + \frac{2(\lambda_{m+1} - 1)}{5 - 6\lambda_{m+1}}\right) = 27\lambda_{m+1}(1 - 2\lambda_{m+1})(1 - \lambda_{m+1}) + \frac{9}{4}\lambda_{m+1}3(1 - 2\lambda_{m+1})f_2(\lambda_{m+1}).$$

Hence, since  $3(1 - 2\lambda_{m+1})f_2(\lambda_{m+1}) = 1/\chi_{m+1}$ , and after multiplying through the remaining terms and simplifying, we obtain

$$f([1]^{m+1}, 3) = \chi_{m+1}(12 - 87\lambda_{m+1} + 180\lambda_{m+1}^2 - 108\lambda_{m+1}^3) - \frac{9}{4}\lambda_{m+1} = 1 - \frac{9}{4}\lambda_{m+1}.$$

The induction is now complete and the lemma is proved.  $\square$

Next, we consider  $f([2]^m, j)$ , where  $j \in \{1, 2, 3, 4\}$ . We have already shown that  $f([2]^m, 2) = 0$  for all  $m \geq 0$ , so we now prove that  $0 \leq f([2]^m, j) \leq 1$  for all  $j \in \{1, 3, 4\}$ .

**Lemma 4.6.** *We have  $f([2]^m, 1) = f([2]^m, 3) = 0$  and  $f([2]^m, 4) = \frac{3}{4}\lambda_m$  for all  $m \geq 1$ . Therefore  $0 \leq f([2]^m, j) \leq 1$  for all  $j \in \{1, 3, 4\}$  since  $0 < \lambda_m \leq 1/6$  for all  $m \geq 1$ . Moreover,  $\lim_{m \rightarrow \infty} f([2]^m, i) = 0$  for all  $i \in \{1, 2, 3, 4\}$ .*

*Proof.* We prove the lemma by induction. First, consider  $\omega = \emptyset$  in (18) and (22), and, hence,  $m = 1$ . We obtain

$$\begin{aligned} f(2, 1) = f(2, 3) &= \chi_1 f(\emptyset, 1) + \alpha_1 f(\emptyset, 2) + \chi_1 f(\emptyset, 3) + \chi_1 f(\emptyset, 4) + \frac{1}{4}(1 - \alpha_1 - 3\chi_1) \\ &= \chi_1 + \frac{1}{4}(1 - \alpha_1 - 3\chi_1) \\ &= \frac{1}{4}(1 - \alpha_1 + \chi_1) \\ &= \frac{1}{4} \frac{1 - 6\lambda_1}{3(1 - 2\lambda_1)} \end{aligned}$$

and

$$\begin{aligned} f(2, 4) &= \delta_1 f(\emptyset, 1) + \beta_1 f(\emptyset, 2) + \delta_1 f(\emptyset, 3) + \delta_1 f(\emptyset, 4) + \frac{1}{4}(1 - \beta_1 - 3\delta_1) \\ &= \frac{1}{4}(1 - \beta_1 + \delta_1) \\ &= \frac{1}{4} \frac{2 - 6\lambda_1}{3(1 - 2\lambda_1)}. \end{aligned}$$

Since  $\lambda_1 = 1/6$  it follows that

$$f(2, 1) = f(2, 3) = \frac{1}{4} \frac{1 - 6\lambda_1}{3(1 - 2\lambda_1)} = 0$$

and

$$f(2, 4) = \frac{1}{4} \frac{1 - 6\lambda_1}{3(1 - 2\lambda_1)} = \frac{3}{24} = \frac{3}{4}\lambda_1.$$

Assume now that  $f([2]^m, 1) = f([2]^m, 3) = 0$  and that  $f([2]^m, 4) = \frac{3}{4}\lambda_m$ . We prove that  $f([2]^{m+1}, 1) = f([2]^{m+1}, 3) = 0$  and that  $f([2]^{m+1}, 4) = \frac{3}{4}\lambda_{m+1}$ . Using (22) we have

$$\begin{aligned} f([2]^{m+1}, 4) &= \delta_{m+1} f([2]^m, 1) + \beta_{m+1} f([2]^m, 2) + \delta_{m+1} f([2]^m, 3) + \delta_{m+1} f([2]^m, 4) \\ &+ \frac{1}{4}(1 - \beta_{m+1} - 3\delta_{m+1}) \\ &= \frac{3}{4}\lambda_m \delta_{m+1} + \frac{1}{4} \frac{18\lambda_{m+1}(\lambda_{m+1} - 1)3(1 - 2\lambda_{m+1})}{3(1 - 2\lambda_{m+1})f_2(\lambda_{m+1})}. \end{aligned}$$

Recall from (16) and A.1 that

$$\delta_{m+1} = \frac{2 - 3\lambda_{m+1}}{3(1 - 2\lambda_{m+1})f_2(\lambda_{m+1})}.$$

Then notice from Lemma A.1 that

$$3\lambda_{m+1}(1 - 2\lambda_{m+1}) = \frac{R(\lambda_{m+1})}{5 - 6\lambda_{m+1}} = \frac{\lambda_m}{5 - 6\lambda_{m+1}}.$$

Therefore,

$$f([2]^{m+1}, 4) = \frac{3}{4}\lambda_m \frac{2 - 3\lambda_{m+1}}{3(1 - 2\lambda_{m+1})f_2(\lambda_{m+1})} + \frac{1}{4} \frac{18(\lambda_{m+1} - 1)\lambda_m}{3(1 - 2\lambda_{m+1})f_2(\lambda_{m+1})(5 - 6\lambda_{m+1})}.$$

Factoring out  $\frac{3}{4}\lambda_m$  and the denominator we obtain

$$f([2]^{m+1}, 4) = \frac{3}{4}\lambda_m \frac{1}{3(1 - 2\lambda_{m+1})f_2(\lambda_{m+1})} \left( 2 - 3\lambda_{m+1} + \frac{6(\lambda_{m+1} - 1)}{5 - 6\lambda_{m+1}} \right).$$

We now use the following relationship

$$2 - 3\lambda_{m+1} + \frac{6(\lambda_{m+1} - 1)}{5 - 6\lambda_{m+1}} = \frac{f_2(\lambda_{m+1})}{5 - 6\lambda_{m+1}}.$$

Therefore,

$$f([2]^{m+1}, 4) = \frac{3}{4}\lambda_m \frac{1}{3(1-2\lambda_{m+1})f_2(\lambda_{m+1})} \frac{f_2(\lambda_{m+1})}{5-6\lambda_{m+1}} = \frac{3}{4}\lambda_m \frac{1}{3(1-2\lambda_{m+1})(5-6\lambda_{m+1})}.$$

Finally, notice that

$$\lambda_m = R(\lambda_{m+1}) = 3\lambda_{m+1}(1-2\lambda_{m+1})(5-6\lambda_{m+1}).$$

Therefore,

$$f([2]^{m+1}, 4) = \frac{3}{4}\lambda_{m+1}.$$

The proof that  $f([2]^{m+1}, 1) = f([2]^{m+1}, 3) = 0$  follows as below:

$$\begin{aligned} f([2]^{m+1}, 1) &= \chi_{m+1}f([2]^m, 1) + \alpha_{m+1}f([2]^m, 2) + \chi_{m+1}f([2]^m, 3) + \chi_{m+1}f([2]^m, 4) \\ &+ \frac{1}{4}(1 - \alpha_{m+1} - 3\chi_{m+1}) \\ &= \frac{3}{4}\chi_{m+1}\lambda_m - \frac{1}{4} \frac{3R(\lambda_{m+1})}{3(1-2\lambda_{m+1})(f_2(\lambda_{m+1}))} \\ &= \frac{1}{4} \frac{3\lambda_m - 3R(\lambda_{m+1})}{3(1-2\lambda_{m+1})f_2(\lambda_{m+1})} \\ &= \frac{1}{4} \frac{3\lambda_m - 3\lambda_m}{3(1-2\lambda_{m+1})f_2(\lambda_{m+1})} = 0. \end{aligned}$$

The induction is now complete and the lemma is proved.  $\square$

We turn now to prove  $0 \leq f([5]^m, j) \leq 1$  for all  $j \in \{1, 2, 3, 4\}$ . Recall from Lemmas 4.2, 4.5 and 4.6 that  $f(5, 1) = f(1, 3) = 1 - \frac{9}{4}\lambda_1$  and  $f(5, 2) = f(5, 3) = f(5, 4) = f(2, 4) = \frac{3}{4}\lambda_1$ .

**Lemma 4.7.** *We have*

$$(25) \quad f([5]^m, 1) = \frac{1}{4} + \frac{1}{4} \frac{1}{3^{m-1}} \prod_{k=1}^m \frac{1}{1-2\lambda_k}$$

and

$$(26) \quad f([5]^m, 2) = f([5]^m, 3) = f([5]^m, 4) = \frac{1}{4} - \frac{1}{4} \frac{1}{3^m} \prod_{k=1}^m \frac{1}{1-2\lambda_k}$$

for all  $m \geq 2$ . Therefore,  $\{f([5]^m, 1)\}_{m \geq 1}$  is a decreasing sequence and  $\{f([5]^m, 2)\}_{m \geq 1}$  is an increasing sequence. The limit of both of these sequences equals  $1/4$ .

*Proof.* We begin with  $m = 2$ . Using (21) we have

$$\begin{aligned} f(55, 1) &= f(51, 3) = \beta_2 f(5, 1) + \delta_2 f(5, 2) + \delta_2 f(5, 3) + \delta_3 f(5, 4) \\ &+ \frac{1}{4}(1 - \beta_2 - 3\delta_2) \\ &= \beta_2 \left(1 - \frac{9}{4}\lambda_1\right) + 3\delta_2 \frac{3}{4}\lambda_1 + \frac{1}{4}(1 - \beta_2 - 3\delta_2) \\ &= \frac{1}{4} + \frac{3}{4}(\beta_2 - \delta_2) - \frac{9}{4}\lambda_1(\beta_2 - \delta_2) \\ &= \frac{1}{4} + \frac{3}{4}(\beta_2 - \delta_2)(1 - 3\lambda_1) \\ &= \frac{3}{4} \frac{1}{3(1-2\lambda_2)}(1 - 3\lambda_1) \\ &= \frac{1}{4} + \frac{1}{4} \frac{1}{3} \frac{1}{1-2\lambda_1} \frac{1}{1-2\lambda_2}, \end{aligned}$$



where in the last step we used Lemma A.1 and the fact that  $1 - 3\lambda_1 = \frac{1}{3} \frac{1}{1-2\lambda_1}$  since  $\lambda_1 = 1/6$ .

Using equation (22) we obtain

$$\begin{aligned} f(55, 2) &= f(52, 4) = \delta_2 f(5, 1) + \beta_2 f(5, 2) + \delta_2 f(5, 3) + \delta_2 f(5, 4) \\ &\quad + \frac{1}{4}(1 - \beta_2 - 3\delta_2) \\ &= \delta_2 \left(1 - \frac{9}{4}\lambda_1\right) + \beta_2 \frac{3}{4}\lambda_1 + 2\delta_2 \frac{3}{4}\lambda_1 + \frac{1}{4}(1 - \beta_2 - 3\delta_2) \\ &= \frac{1}{4} - \frac{1}{4}(\beta_2 - \delta_2)(1 - 3\lambda_1) = \frac{1}{4} - \frac{1}{4} \frac{1}{3^2} \frac{1}{1-2\lambda_1} \frac{1}{1-2\lambda_2}. \end{aligned}$$

Since  $f(5, 2) = f(5, 3) = f(5, 4)$ , the equations (22), (23), and (24) imply that  $f(55, 2) = f(55, 3) = f(55, 4)$ . Assume now that (25) and (26) hold for  $m \geq 2$ . We prove the induction step:

$$\begin{aligned} f([5]^{m+1}, 1) &= f([5]^m 1, 3) = \beta_{m+1} f([5]^m, 1) + \delta_{m+1} f([5]^m, 2) + \delta_{m+1} f([5]^m, 3) + \delta_{m+1} f([5]^m, 4) \\ &\quad + \frac{1}{4}(1 - \beta_{m+1} - 3\delta_{m+1}) \\ &= \beta_{m+1} \left( \frac{1}{4} + \frac{1}{4} \frac{1}{3^{m-1}} \prod_{k=1}^m \frac{1}{1-2\lambda_k} \right) + 3\delta_{m+1} \left( \frac{1}{4} - \frac{1}{4} \frac{1}{3^m} \prod_{k=1}^m \frac{1}{1-2\lambda_k} \right) \\ &\quad + \frac{1}{4}(1 - \beta_{m+1} - 3\delta_{m+1}) \end{aligned}$$

which, after we cancel out  $\frac{1}{4}\beta_{m+1}$  and  $\frac{3}{4}\delta_{m+1}$ , and factor out the products (notice that the 3 in front of  $\delta_{m+1}$  reduces the power of 3 in the second product), equals

$$\frac{1}{4} + \frac{1}{4} \frac{1}{3^{m-1}} \prod_{k=1}^m \frac{1}{1-2\lambda_k} (\beta_{m+1} - \delta_{m+1}) = \frac{1}{4} + \frac{1}{4} \frac{1}{3^m} \prod_{k=1}^{m+1} \frac{1}{1-2\lambda_k},$$

where we used Lemma A.1 in the last equality.

Using now equation (22) we obtain

$$\begin{aligned} f([5]^{m+1}, 1) &= f([5]^m 1, 3) = \delta_{m+1} f([5]^m, 1) + \beta_{m+1} f([5]^m, 2) + \delta_{m+1} f([5]^m, 3) + \delta_{m+1} f([5]^m, 4) \\ &\quad + \frac{1}{4}(1 - \beta_{m+1} - 3\delta_{m+1}) \\ &= \delta_{m+1} \left( \frac{1}{4} + \frac{1}{4} \frac{1}{3^{m-1}} \prod_{k=1}^m \frac{1}{1-2\lambda_k} \right) + \beta_{m+1} \left( \frac{1}{4} - \frac{1}{4} \frac{1}{3^m} \prod_{k=1}^m \frac{1}{1-2\lambda_k} \right) \\ &\quad + 2\delta_{m+1} \left( \frac{1}{4} - \frac{1}{4} \frac{1}{3^m} \prod_{k=1}^m \frac{1}{1-2\lambda_k} \right) + \frac{1}{4}(1 - \beta_{m+1} - 3\delta_{m+1}) \end{aligned}$$

which, after canceling  $\frac{1}{4}\beta_{m+1}$  and  $\frac{3}{4}\delta_{m+1}$ , and simplifying the remaining two expressions involving  $\delta_{m+1}$  (notice that the expression with a + in front of the big product needs to be multiplied by a 3 for the common denominator) equals

$$\begin{aligned} & \frac{1}{4} + \delta_{m+1} \frac{1}{4} \frac{1}{3^m} \prod_{k=1}^m \frac{1}{1-2\lambda_k} - \beta_{m+1} \frac{1}{4} \frac{1}{3^m} \prod_{k=1}^m \frac{1}{1-2\lambda_k} \\ &= \frac{1}{4} - \frac{1}{4} \frac{1}{3^m} \prod_{k=1}^m \frac{1}{1-2\lambda_k} (\beta_{m+1} - \delta_{m+1}) \\ &= \frac{1}{4} - \frac{1}{4} \frac{1}{3^{m+1}} \prod_{k=1}^{m+1} \frac{1}{1-2\lambda_k} \end{aligned}$$

by using Lemma A.1 again. The induction is complete. The last part of the lemma follows from the fact that  $\{\lambda_m\}$  is a decreasing sequence whose limit is 0 and  $\lambda_1 = 1/6$ . In particular,  $\lim_{m \rightarrow \infty} \frac{1}{3^m} \prod_{k=1}^m \frac{1}{1-2\lambda_k}$  is decreasing to 0.  $\square$

Thus,  $0 \leq f([i]^m, j) \leq 1$  for all  $i \in \{1, 2, 3, 4, 5\}$  and  $j \in \{1, 2, 3, 4\}$ . The next step is to prove that  $0 \leq f(\omega, j) \leq 1$  for all  $(\omega, j) \in \bar{\Sigma}^*$ . We accomplish this by showing that, for a fixed  $i \in \Sigma$ , we have  $\max_{(i\omega, j)} f(i\omega, j) = \max_j f(i, j)$  and  $\min_{(i\omega, j)} f(i\omega, j) = \min_j f(i, j)$  (where  $i\omega$  is the word formed by the letter  $i$  followed by the word  $\omega$ ). By Remark 4.4 we only need to prove the statement for  $i = 1$ ,  $i = 2$  and  $i = 5$ .

**Proposition 4.8.** *With the notation as above, we have*

$$\max_{\{(i\omega, j) : \omega \in \Sigma^*, j \in \{1, 2, 3, 4\}\}} f(i\omega, j) = \max_{j \in \{1, 2, 3, 4\}} f(i, j)$$

and

$$\min_{\{(i\omega, j) : \omega \in \Sigma^*, j \in \{1, 2, 3, 4\}\}} f(i\omega, j) = \min_{j \in \{1, 2, 3, 4\}} f(i, j)$$

for all  $i \in \{1, 2, 3, 4, 5\}$ . Therefore,  $\max_{(\omega, j) \in \bar{\Sigma}^*} f(\omega, j) = 1$  and  $\min_{(\omega, j) \in \bar{\Sigma}^*} f(\omega, j) = 0$ .

*Proof.* We begin by proving the proposition for the case  $|\omega| = 1$ . As noted above, it suffices to consider the cases  $i = 1, 2$  and  $5$ . We begin with  $i = 1$ . Lemma 4.5 implies that  $\min_{j \in \{1, 2, 3, 4\}} f(1, j) = 1 - 9\lambda_1/4$  and  $\max_{j \in \{1, 2, 3, 4\}} f(1, j) = 1$ . Moreover, the minimum is attained at  $j = 3$ , and the maximum is attained at  $j = 1, 2$  and  $4$ . The second part of Lemma 4.3 with  $\omega = 1$  and Lemma 4.5 implies that

$$f(11, 2) = f(11, 4) = f(12, 1) = f(12, 3) = f(14, 1) = f(14, 3) = 1$$

and  $f(11, 3) = f(12, 4) = f(14, 2) = 1 - 9\lambda_2/4$ . Recall also that  $f(11, 1) = f(1, 1) = 1$ ,  $f(12, 2) = f(1, 2) = 1$ ,  $f(13, 3) = f(1, 3) = 1$ ,  $f(14, 4) = f(1, 4) = 1 - \frac{9}{4}\lambda_1$ ,  $f(15, 1) = f(11, 3)$ ,  $f(15, 2) = f(12, 4)$ ,  $f(15, 3) = f(13, 1)$ , and  $f(15, 4) = f(14, 2)$ . Therefore we only need to check that  $1 - 9/4\lambda_1 \leq f(13, 2) = f(13, 4)$ ,  $f(13, 1) \leq 1$ . Using equation (19) we have

$$\begin{aligned} f(13, 2) &= \chi_2 f(1, 1) + \chi_2 f(1, 2) + \alpha_2 f(1, 3) + \chi_2 f(1, 4) \\ &\quad + \frac{1}{4}(1 - \alpha_2 - 3\chi_2) \\ &= \chi_2 + \chi_2 + \alpha_2(1 - \frac{9}{4}\lambda_1) + \chi_2 - \frac{3}{4}R(\lambda_2)\chi_2. \end{aligned}$$

Using (13) we have

$$\alpha_2 = (9 - 42\lambda_2 + 36\lambda_2^2)\chi_2 = \chi_2 + (8 - 42\lambda_2 + 36\lambda_2^2)\chi_2.$$

Therefore,

$$\begin{aligned}\alpha_2\left(1 - \frac{9}{4}\lambda_1\right) &= \chi_2\left(1 - \frac{9}{4}\lambda_1\right) + (8 - 42\lambda_2 + 36\lambda_2^2)\chi_2\left(1 - \frac{9}{4}\lambda_1\right) \\ &< \chi_2\left(1 - \frac{9}{4}\lambda_2\right) + (8 - 42\lambda_2 + 36\lambda_2^2)\chi_2\end{aligned}$$

since  $1 - 9\lambda_1/4 < 1$ . Therefore,

$$\begin{aligned}f(13, 2) &< \chi_2 + \chi_2 + \chi_2\left(1 - \frac{9}{4}\lambda_1\right) + (8 - 42\lambda_2 + 36\lambda_2^2)\chi_2 + \chi_2 - \frac{3}{4}\lambda_1\chi_2 \\ &= \chi_2 + \chi_2 + \chi_2\left(1 - \frac{9}{4}\lambda_1\right) + \alpha_2 - \frac{3}{4}\lambda_1\chi_2 \\ &= 1,\end{aligned}$$

where we grouped a  $\chi_2$  with  $(8 - 42\lambda_2 + 36\lambda_2^2)\chi_2$  to obtain  $\alpha_2$ , and we used the proof of Lemma 4.5 to get the last equality. A similar computation shows that

$$\begin{aligned}f(13, 4) &= \chi_2 + \chi_2 + \chi_2\left(1 - \frac{9}{4}\lambda_1\right) + \alpha_2 - (8 - 42\lambda_2 + 36\lambda_2^2)\chi_2\left(1 - \frac{9}{4}\lambda_1\right) - \frac{3}{4}\lambda_1\chi_2 \\ &= 1 - (8 - 42\lambda_2 + 36\lambda_2^2)\chi_2\frac{9}{4}\lambda_1 \\ &> 1 - \frac{9}{4}\lambda_1.\end{aligned}$$

For the last remaining vertex, we use (21). We have

$$\begin{aligned}f(13, 1) &= \delta_2 f(1, 1) + \delta_2 f(1, 2) + \beta_2 f(1, 3) + \delta_2 f(1, 4) \\ &\quad + \frac{1}{4}(1 - \beta_2 - 3\delta_2) \\ &= \delta_2 + \delta_2 + \beta_2\left(1 - \frac{9}{4}\lambda_1\right) + \delta_2 + \frac{1}{4}(1 - \beta_2 - 3\delta_2).\end{aligned}$$

Since  $\beta_2 - \delta_2 = \frac{1}{3-6\lambda_2}$ , we have  $\beta_2 = \delta_2 + \frac{1}{3-6\lambda_2}$ . Therefore,

$$\begin{aligned}f(13, 1) &= \delta_2 + \delta_2 + \delta_2\left(1 - \frac{9}{4}\lambda_1\right) + \frac{1}{3-6\lambda_2}\left(1 - \frac{9}{4}\lambda_1\right) + \delta_2 + \frac{1}{4}(1 - \beta_2 - 3\delta_2) \\ &< \delta_2 + \delta_2 + \delta_2\left(1 - \frac{9}{4}\lambda_1\right) + \frac{1}{3-6\lambda_2} + \delta_2 + \frac{1}{4}(1 - \beta_2 - 3\delta_2)\end{aligned}$$

which, by combining a  $\delta_2$  with  $\frac{1}{3-6\lambda_2}$ , equals

$$\begin{aligned}\beta_2 + \delta_2 + \delta_2 + \delta_2\left(1 - \frac{9}{4}\lambda_1\right) + \frac{1}{4}(1 - \beta_2 - 3\delta_2) \\ = 1 - \frac{9}{2}\lambda_2 < 1,\end{aligned}$$

by the proof of Lemma 4.5. To prove that  $f(13, 1) > f(1, 3)$  we modify the above proof as follows:

$$f(13, 1) - f(1, 3) = \delta_2 + \delta_2 + \left(1 - \frac{9}{4}\lambda_1\right)(\beta_2 - 1) + \delta_2 + \frac{1}{4}(1 - \beta_2 - 3\delta_2)$$

which using that  $\beta_2 = \delta_2 + \frac{1}{3-6\lambda_2}$  equals

$$\begin{aligned}\left(1 - \frac{9}{4}\lambda_1\right)\delta_2 + \left(1 - \frac{9}{4}\lambda_1\right)\left(\frac{1}{3-6\lambda_2} - 1\right) + \left(\delta_2 + \frac{1}{3-6\lambda_2}\right) - \frac{1}{3-6\lambda_2} + \delta_2 + \delta_2 \\ + \frac{1}{4}(1 - \beta_2 - 3\delta_2).\end{aligned}$$

Since  $\beta_2 = \delta_2 + \frac{1}{3-6\lambda_2}$ , by the proof of Lemma 4.5, and by factoring out  $\frac{1}{3-6\lambda_2}$ ,  $f(13, 1) - f(1, 3)$  equals

$$\begin{aligned} & 1 - \frac{9}{4}\lambda_2 - \left(1 - \frac{9}{4}\lambda_1\right) + \left(1 - \frac{9}{4}\lambda_1 - 1\right)\frac{1}{3-6\lambda_2} \\ & > -\frac{9}{4}\lambda_2 + \frac{9}{4}\lambda_1 - \frac{3}{4}\lambda_1 = -\frac{9}{4}\lambda_2 + \frac{6}{4}\lambda_1 > 0, \end{aligned}$$

where we used the fact that  $\frac{1}{3-6\lambda_2} > \frac{1}{3}$  and the fact that the inequality  $\lambda_1 > \frac{3}{2}\lambda_2$  is clearly true. Therefore  $f(13, 1) > f(1, 3) = 1 - \frac{9}{4}\lambda_1$ .

We move now to the case  $i = 2$  and  $|\omega| = 1$ . We note that by Lemma 4.6,  $\min_{j \in \{1, 2, 3, 4\}} f(2, j) = 0$  and  $\max_{j \in \{1, 2, 3, 4\}} f(2, j) = 3\lambda_1/4$ . Moreover, the minimum is attained at  $j = 1, 2$  and 3, and the maximum is attained at  $j = 4$ . Therefore Lemma 4.6 and the first part of Lemma 4.3 applied to  $\omega = 2$  imply that

$$f(22, 1) = f(22, 3) = f(23, 2) = f(23, 4) = f(21, 2) = f(21, 4) = 0,$$

and  $f(21, 3) = f(22, 4) = f(23, 1) = 3\lambda_2/4 < 3\lambda_1/4$ . Also,  $f(22, 2) = f(2, 2) = 0$ ,  $f(23, 3) = f(2, 3) = 0$ ,  $f(24, 4) = f(2, 4) = 3\lambda_1/4$ ,  $f(25, 1) = f(21, 3)$ ,  $f(25, 2) = f(22, 4)$ ,  $f(25, 3) = f(23, 1)$ , and  $f(25, 4) = f(24, 2)$ . Therefore, we only need to check that  $0 < f(24, 1) = f(24, 3), f(24, 2) < 3/4\lambda_1$ . We have

$$\begin{aligned} f(24, 1) &= \chi_2 f(2, 1) + \chi_2 f(2, 2) + \chi_2 f(2, 3) + \alpha_2 f(2, 4) + \frac{1}{4}(1 - \alpha_2 - 3\chi_2) \\ &= \alpha_2 f(2, 4) + \frac{1}{4}(1 - \alpha_2 - 3\chi_2). \end{aligned}$$

It follows that

$$f(24, 1) - f(2, 4) = f(2, 4)(\alpha_2 - 1) + \frac{1}{4}(1 - \alpha_2 - 3\chi_2) < 0$$

since  $\alpha_2 - 1 < 0$  and  $\frac{1}{4}(1 - \alpha_2 - 3\chi_2) < 0$  (see Lemma A.1). Hence  $f(24, 1) < f(2, 4) = 3\lambda_1/4$ . Moreover, since  $\alpha_2 > \chi_2$  (see Lemma A.1), we have  $f(24, 2) > f(21, 3) = 3\lambda_2/4 > 0$  by comparing (20) against (21).

Using now equation (24), we obtain

$$f(24, 2) = \beta_2 f(2, 4) + \frac{1}{4}(1 - \beta_2 - 3\delta_2).$$

Hence

$$f(24, 2) - f(2, 4) = f(2, 4)(\beta_2 - 1) + \frac{1}{4}(1 - \beta_2 - 3\delta_2) < 0$$

since  $\beta_2 < 1$  and  $1 - \beta_2 - 3\delta_2 < 0$  (see Lemma A.1). Hence  $f(24, 2) < f(2, 4) = 3\lambda_1/4$ . Moreover, since  $\beta_2 > \delta_2$  it follows that  $f(24, 2) > f(21, 3) = 3\lambda_2/4 > 0$  by comparing (24) against (21). So we are done with  $i = 2$  and  $|\omega| = 1$ .

Next we consider  $i = 5$  and  $|\omega| = 1$ . We have  $\min_{j \in \{1, 2, 3, 4\}} f(5, j) = \frac{3}{4}\lambda_1$  and  $\max_{j \in \{1, 2, 3, 4\}} f(5, j) = 1 - \frac{9}{4}\lambda_1$ . Moreover, the maximum is attained at  $j = 1$  and the minimum is attained at  $j = 2, 3$  and 4. Therefore, using the last part of Lemma 4.3 we obtain

$$f(52, 1) = f(52, 3) = f(53, 2) = f(53, 4) = f(54, 1) = f(54, 3)$$

and  $f(52, 4) = f(53, 1) = f(54, 2)$ . Moreover,  $f(52, 4) = f(55, 2)$ ,  $f(53, 1) = f(55, 3)$ , and  $f(54, 2) = f(55, 4)$ ; all of these values are given by (26) with  $m = 2$ . We also know the value of  $f(55, 1) = f(51, 3)$  from (25). Therefore, we only need to check that the value of  $f(52, 1)$  is between  $3\lambda_1/4$  and  $1 - 9\lambda_1/4$ . Using (18) we have

$$f(52, 1) = \chi_2 f(5, 1) + \alpha_2 f(5, 2) + \chi_2 f(5, 3) + \chi_2 f(5, 4) + \frac{1}{4}(1 - \alpha - 3\chi_2).$$

Therefore,

$$f(52, 1) - f(5, 2) = \chi_2 f(5, 1) + (\alpha_2 - 1)f(5, 2) + \chi_2 f(5, 3) + \chi_2 f(5, 4) + \frac{1}{4}(1 - \alpha_2 - 3\chi_2)$$

which, since  $\alpha_2 - 1 = 3(R(\lambda_2) - 1)\chi_2$  (see Lemma A.1), equals

$$\begin{aligned} & \chi_2 \left(1 - \frac{9}{4}\lambda_1\right) + 3(\lambda_1 - 1)\chi_2 \frac{3}{4}\lambda_1 + \chi_2 \frac{3}{4}\lambda_1 + \chi_2 \frac{3}{4}\lambda_1 - \frac{3}{4}\lambda_1 \chi_2 \\ & = \chi_2 \left(1 - \frac{15}{4}\lambda_1 + \frac{9}{4}\lambda_1^2\right) > 0 \end{aligned}$$

by Lemma A.1. Hence  $f(52, 1) > f(5, 2)$ . To prove that  $f(52, 1)$  is smaller than  $f(5, 1)$  we proceed as follows using (18):

$$\begin{aligned} f(52, 1) - f(5, 1) & = (\chi_2 - 1)f(5, 1) + \alpha_2 f(5, 2) + \chi_2 f(5, 3) + \chi_2 f(5, 4) + \frac{1}{4}(1 - \alpha_2 - 3\chi_2) \\ & = (\chi_2 - 1)\left(1 - \frac{9}{4}\lambda_1\right) + \alpha_2 \frac{3}{4}\lambda_1 + \chi_2 \frac{3}{4}\lambda_1 + \chi_2 \frac{3}{4}\lambda_1 - \frac{3}{4}\lambda_1 \chi_2 \\ & = \chi_2 \left(1 - \frac{15}{4}\lambda_1 + \frac{9}{4}\lambda_1^2\right) - 1 + \frac{9}{4}\lambda_1 < 0 \end{aligned}$$

since, by Lemma A.1,  $\chi_2 \left(1 - \frac{15}{4}\lambda_1 + \frac{9}{4}\lambda_1^2\right) < 0.22$  and  $1 - \frac{9}{4}\lambda_1 = 0.625$  (for  $n \geq 3$  we have  $1 - \frac{9}{4}\lambda_n > 0.625$ ). Therefore  $f(52, 1) < f(5, 1)$ , and so we proved the statement of the Proposition for  $|\omega| = 1$ .

Moving to  $|\omega| > 1$ , we see that we can repeat the above arguments inductively when increasing the length of  $|\omega|$  from  $m$  to  $m + 1$ . This is because, by Lemma 4.2,  $f(i\omega k, j)$  depends only on the values  $f(i\omega, 1), f(i\omega, 2), f(i\omega, 3)$  and  $f(i\omega, 4)$ . If  $i = 1$ , then the possible combinations of these values are (see the computations above): three of them are equal to 1 and the fourth equals  $1 - \frac{9}{4}\lambda_m$  (by Lemma 4.5); one value is  $1 - \frac{9}{4}\lambda_{m-1}$ , one value is  $1 - \frac{9}{4}\lambda_m$ , and the other two values are between  $1 - \frac{9}{4}\lambda_{m-1}$  and 1; and three values equal  $\frac{3}{4}\lambda_m$  and one value equals  $1 - \frac{9}{4}\lambda_m$ . Then the proof given for  $i = 1$  and  $|\omega| = 1$  can be easily adapted to prove the inductive step.

If  $i = 2$ , the possible values of  $f(2\omega, 1), f(2\omega, 2), f(2\omega, 3)$  and  $f(2\omega, 4)$  are: three of them equal 0, and one equals  $3\lambda_m/4$ ; three of them equal  $3\lambda_m/4$  and the fourth one is between  $3\lambda_m/4$  and  $3\lambda_{m+1}/4$ ; and one of the values is  $3\lambda_i/4$  for some  $2 \leq i \leq m - 1$ , and the other three values are between  $3\lambda_m/4$  and  $3\lambda_i/4$ . Therefore, the arguments given above for  $i = 2$  and  $|\omega| = 1$  can be easily adapted to these cases to prove the inductive step.

If  $i = 5$  then the possible values of  $f(5\omega, 1), f(5\omega, 2), f(5\omega, 3)$  and  $f(5\omega, 4)$ : all four are given by Lemma 4.7 and, in particular, three of them are equal; and three of them are equal and all of them are in between the values provided by Lemma 4.7. Then the above argument for  $i = 5$  and  $|\omega| = 1$  can also be adapted for the induction step on the length of  $\omega$ .

The last statement of Proposition 4.8 follows immediately since

$$\max_{i \in \{1, 2, 3, 4, 5\}} \max_{j \in \{1, 2, 3, 4\}} f(i, j) = 1$$

and

$$\min_{i \in \{1, 2, 3, 4, 5\}} \min_{j \in \{1, 2, 3, 4\}} f(i, j) = 0.$$

□

*Proof of Lemma 3.2.* The statement of Proposition 4.8 is true for  $g, h$  and  $k$  because  $g(\omega, i), h(\omega, i)$  and  $k(\omega, i)$  can be obtained from  $f$  by shifting the letters. For example,  $g(\omega, i) = f(R_2(\omega), R_2(i))$ , where  $R_2$  is the “rotation” defined in Remark 4.4, and similar formulas hold

for  $h$  and  $k$ . Therefore  $0 \leq f(\omega, i), g(\omega, i), h(\omega, i), k(\omega, i) \leq 1$  for every  $\omega \in \Sigma^*$  and for every  $i \in \{1, 2, 3, 4\}$ .  $\square$

#### APPENDIX A. A FEW FACTS USED IN THE PROOFS

We now collect several relationships and formulas satisfied by  $\alpha, \beta, \chi$  and  $\delta$  that we used throughout the paper. The proofs of the following statements are straight computations and/or easy calculus problems.

**Lemma A.1.** (1) *The map  $R(\lambda)$  can be factored out as*

$$R(\lambda) = 36\lambda^3 - 48\lambda^2 + 15\lambda = 3\lambda(1 - 2\lambda)(5 - 6\lambda),$$

*and it satisfies the relation*

$$3R(\lambda) - 4 = (6\lambda - 1)f_2(\lambda).$$

(2) *The following identities are true for all  $\lambda$  that are not forbidden values:*

$$\begin{aligned} \gamma = \chi &= \frac{1}{3(4 - 29\lambda + 60\lambda^2 - 36\lambda^3)} = \frac{1}{3(1 - 2\lambda)f_2(\lambda)}, \\ 1 + 3\alpha - 3\chi &= \frac{2\lambda - 3}{2\lambda - 1}, \\ 1 + 3\beta - 3\delta &= \frac{2\lambda - 2}{2\lambda - 1}, \\ 1 - \beta - 3\delta &= \frac{18\lambda(\lambda - 1)3(1 - 2\lambda)}{3(1 - 2\lambda)f_2(\lambda)} = \frac{18(\lambda - 1)R(\lambda)}{3(1 - 2\lambda)f_2(\lambda)(5 - 6\lambda)}, \\ 1 - \alpha - 3\chi &= -\frac{3\lambda(5 - 6\lambda)3(1 - 2\lambda)}{3(1 - 2\lambda)f_2(\lambda)} = -\frac{3R(\lambda)}{3(1 - 2\lambda)f_2(\lambda)}, \\ \beta - \delta &= \frac{1}{3 - 6\lambda}, \\ \alpha - 1 &= 3(R(\lambda) - 1)\chi_2. \end{aligned}$$

(3)  $0 < \alpha < 1$  and  $0 < \beta < 1$  for all  $0 < \lambda < \lambda_2$ , and  $0 < \delta < 1$  for all  $0 < \lambda < 1/6 = \lambda_1$ .  
*In particular,  $0 < \alpha_n, \beta_n, \delta_n < 1$  for all  $n \geq 2$ .*

(4)  $1 - \alpha - 3\chi < 0$  and  $1 - \beta - 3\delta < 0$ .

(5)  $\beta > \delta$  and  $\alpha > \chi$  for all  $0 < \lambda < 1/6$ . Therefore  $\beta_n > \delta_n$  and  $\alpha_n > \chi_n$  for all  $n \geq 2$ .

(6)  $0.08 < \chi(1 - \frac{15}{4}\lambda + \frac{9}{4}\lambda^2) < 0.22$  for all  $0 < \lambda \leq 1/6$ .

*Proof.* (1) The formula for  $f_2$  is proved in [22] and follows immediately from its definition.

(2) These formulas were also discussed and used in [22].

(3) These formulas follow by direct computations. We also used the Maxima CAS [25] to double check our computations. The Maxima code that we used is provided on our website.

(4) This can be shown using standard methods of calculus. We provide next pictures that illustrate our claim:

(5) Once again we provide a picture instead of presenting the computation of the derivative of each expression:

(6) One more picture to illustrate the last statement:

$\square$

#### REFERENCES

- [1] Rodrigo Bañuelos and Krzysztof Burdzy. On the "hot spots" conjecture of J. Rauch. *J. Funct. Anal.*, 164(1):1–33, 1999.

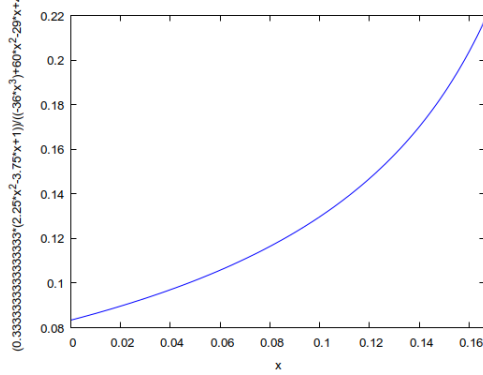
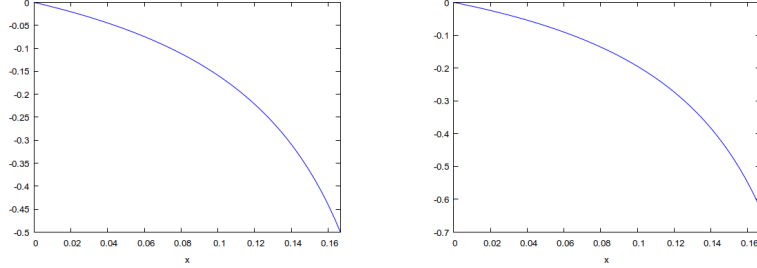
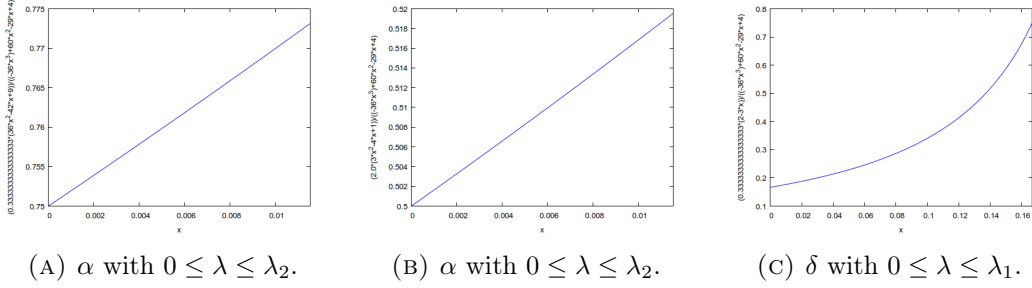


FIGURE 7.  $\chi(1 - \frac{15}{4}\lambda + \frac{9}{4}\lambda^2)$  with  $0 \leq \lambda \leq \lambda_1$ .

- [2] Rami Atar and Krzysztof Burdzy. On Neumann eigenfunctions in lip domains. *J. Amer. Math. Soc.*, 17(2):243–265, 2004.
- [3] David Jerison and Nikolai Nadirashvili. The “hot spots” conjecture for domains with two axes of symmetry. *J. Amer. Math. Soc.*, 13(4):741–772, 2000.
- [4] Yasuhito Miyamoto. The “hot spots” conjecture for a certain class of planar convex domains. *J. Math. Phys.*, 50(10):103530, 7, 2009.
- [5] David Krejciřik and Matěj Tušek. Location of hot spots in thin curved strips. *ArXiv e-prints*, September 2017.
- [6] Krzysztof Burdzy and Wendelin Werner. A counterexample to the “hot spots” conjecture. *Ann. of Math. (2)*, 149(1):309–317, 1999.
- [7] Krzysztof Burdzy. The hot spots problem in planar domains with one hole. *Duke Math. J.*, 129(3):481–502, 2005.
- [8] Jun Kigami. *Analysis on fractals*, volume 143 of *Cambridge Tracts in Mathematics*. Cambridge University Press, Cambridge, 2001.
- [9] Robert S. Strichartz. *Differential equations on fractals*. Princeton University Press, Princeton, NJ, 2006. A tutorial.
- [10] R. Rammal and G. Toulouse. Random walks on fractal structures and percolation clusters. *J. Phys. Lett.*, 44(10):L13–L22, 1983.
- [11] Tadashi Shima. On eigenvalue problems for the random walks on the Sierpiński pre-gaskets. *Japan J. Indust. Appl. Math.*, 8(1):127–141, 1991.



- [12] M. Fukushima and T. Shima. On a spectral analysis for the Sierpiński gasket. *Potential Anal.*, 1(1):1–35, 1992.
- [13] Tadashi Shima. On eigenvalue problems for Laplacians on p.c.f. self-similar sets. *Japan J. Indust. Appl. Math.*, 13(1):1–23, 1996.
- [14] Huo-Jun Ruan. The “hot spots” conjecture for the Sierpinski gasket. *Nonlinear Anal.*, 75(2):469–476, 2012.
- [15] Huo-Jun Ruan and Yong-Wen Zheng. The “hot spots” conjecture on the level-3 Sierpinski gasket. *Nonlinear Anal.*, 81:101–109, 2013.
- [16] Xiao-Hui Li and Huo-Jun Ruan. The “hot spots” conjecture on higher dimensional Sierpinski gaskets. *Commun. Pure Appl. Anal.*, 15(1):287–297, 2016.
- [17] Ka-Sing Lau, Xiao-Hui Li, and Huo-Jun Ruan. A Counterexample to the ‘Hot Spots’ Conjecture on Nested Fractals. *Journal of Fourier Analysis and Applications*, pages 1–16, 2016.
- [18] Martin T. Barlow. Diffusions on fractals. In *Lectures on probability theory and statistics (Saint-Flour, 1995)*, volume 1690 of *Lecture Notes in Math.*, pages 1–121. Springer, Berlin, 1998.
- [19] Leonid Malozemov and Alexander Teplyaev. Self-similarity, operators and dynamics. *Math. Phys. Anal. Geom.*, 6(3):201–218, 2003.
- [20] Volker Metz. How many diffusions exist on the Vicsek snowflake? *Acta Appl. Math.*, 32(3):227–241, 1993.
- [21] Denglin Zhou. Spectral analysis of Laplacians on the Vicsek set. *Pacific J. Math.*, 241(2):369–398, 2009.
- [22] Sarah Constantin, Robert S. Strichartz, and Miles Wheeler. Analysis of the Laplacian and spectral operators on the Vicsek set. *Commun. Pure Appl. Anal.*, 10(1):1–44, 2011.
- [23] John E. Hutchinson. Fractals and self-similarity. *Indiana Univ. Math. J.*, 30(5):713–747, 1981.
- [24] Michael F. Barnsley. *Fractals everywhere*. Academic Press Professional, Boston, MA, second edition, 1993. Revised with the assistance of and with a foreword by Hawley Rising, III.
- [25] Maxima. Maxima, a computer algebra system. version 5.41.0. <http://maxima.sourceforge.net/>, 2017.

DEPARTMENT OF MATHEMATICS, UNITED STATES NAVAL ACADEMY, ANNAPOLIS, MD 21402 USA  
E-mail address: [ionescu@usna.edu](mailto:ionescu@usna.edu)

DEPARTMENT OF MATHEMATICS, UNITED STATES NAVAL ACADEMY, ANNAPOLIS, MD 21402 USA  
E-mail address: [tsavage1352@att.net](mailto:tsavage1352@att.net)