

Performance Metric Elicitation from Pairwise Classifier Comparisons

Gaurush Hiranandani[†]
gaurush2@illinois.edu

Shant Boodaghians[†]
boodagh2@illinois.edu

Ruta Mehta[†]
rutameht@illinois.edu

Oluwasanmi Koyejo[†]
sanmi@illinois.edu

January 21, 2019

Abstract

Given a binary prediction problem, which performance metric should the classifier optimize? We address this question by formalizing the problem of *Metric Elicitation*. The goal of metric elicitation is to discover the performance metric of a practitioner, which reflects her innate rewards (costs) for correct (incorrect) classification. In particular, we focus on eliciting binary classification performance metrics from pairwise feedback, where a practitioner is queried to provide relative preference between two classifiers. By exploiting key geometric properties of the space of confusion matrices, we obtain provably query efficient algorithms for eliciting linear and linear-fractional performance metrics. We further show that our method is robust to feedback and finite sample noise.

1 Introduction

Selecting an appropriate performance metric is crucial to the real-world utility of predictive machine learning. Specialized teams of statisticians and economists are routinely hired in the industry to monitor many metrics – since optimizing the wrong metric directly translates into lost revenue [6]. Medical predictions are another important application, where ignoring cost sensitive trade-offs can directly impact lives [23]. Unfortunately, there is scant formal guidance within the literature for how a practitioner/user might choose a metric, beyond a few common default choices [4, 10, 22], and even less guidance on selecting a metric which reflects the preferences of the practitioners/users.

Metric Elicitation: Motivated by the principle that the performance metric which best reflects implicit user tradeoffs results in learning models that best resonate with user preferences [9, 22], we introduce a framework, *metric elicitation (ME)*, for determining the

[†]University of Illinois Urbana-Champaign

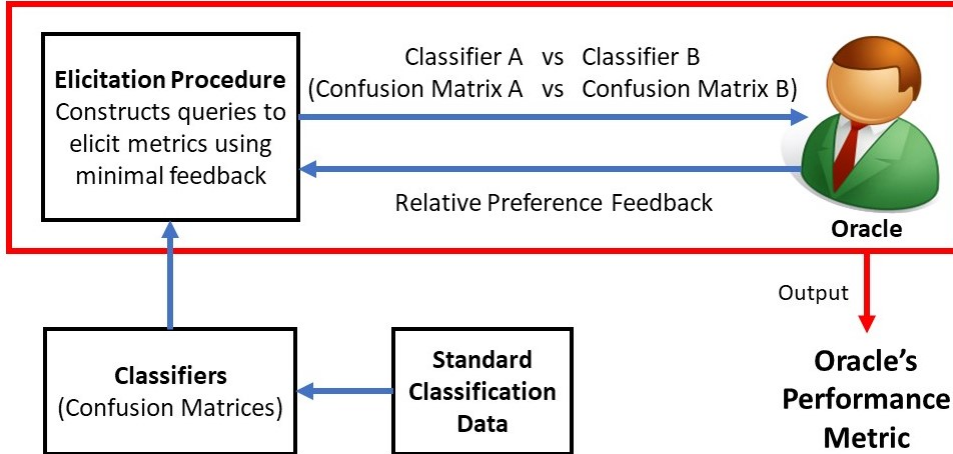


Fig. 1: Metric Elicitation framework.

binary classification performance metric from user feedback. Since human feedback is costly, the goal is to use as little feedback as possible. On its face, ME simply requires querying a user (oracle) to determine the quality she assigns to classifiers that are learned from standard classification data; however, humans are often inaccurate in providing absolute preferences [19]. Therefore, we propose to employ pairwise comparison queries, where the user (oracle) is asked to compare two classifiers and provide an indicator of relative preference. Based on that relative preference feedback, we elicit the innate performance metric of the user (oracle). See Figure 1 for visual intuition of the framework.

Our approach is inspired by a large literature in economics and psychology on *preference elicitation* [21, 16, 27, 3]. Here, the goal is to learn user preferences from purchases at posted prices. Since there is no notion of prices or purchases in *ME* for machine learning, standard approaches from these studies do not apply. In addition, we emphasize that the notion of pairwise classifier comparison is not new and is already prevalent in the industry. An example is A/B testing [26], where the whole population of users acts as an oracle.¹ Similarly, classifier comparison by a single expert is becoming commonplace due to advances in the field of interpretable machine learning [20, 7].

In this first edition of ME, we focus on the most common performance metrics which are functions of the confusion matrix [14, 17, 22], particularly, linear and ratio-of-linear functions.² This includes almost all modern metrics such as accuracy, F_β -Measure, Jaccard Similarity Coefficient [22], etc. By construction, pairwise classifier comparisons may be conceptually represented by their associated pairwise confusion matrix comparisons. Despite this apparent simplification, the problem remains challenging because one can only query feasible confusion matrices, i.e. confusion matrices for which there exists a classifier. As we show, our characterization of the space of confusion matrices enables the design of efficient

¹In A/B testing, sub-populations of users are shown classifier A vs. classifier B, and their responses determine the overall preference. Interestingly, while each person is shown a sample output from one of the classifiers, the entire user population acts as the oracle for comparing classifiers.

²Metrics depending on factors such as model complexity and interpretability are beyond the scope of this manuscript.

binary-search type procedures that identify the innate performance metric of the oracle. While classifier (confusion matrix) comparisons may introduce additional noise, our approach remains robust, both to noise from classifier (confusion matrix) estimation, and to noise in the comparison itself. Thus, our work directly results in a practical algorithm.

Example: Consider the case of cancer diagnosis, where a doctor’s unknown, innate performance metric is a linear function of the confusion matrix, i.e., she has some innate reward values for True Positives and True Negatives – equivalently (equiv.), costs for False Positives and False Negatives – based on known consequences of misdiagnosis. Here, the doctor takes the role of the oracle. Our proposed approach exploits the space of confusion matrices associated with all possible classifiers that can be learned from standard classification data and determine the underlying rewards (equiv., costs) provably using the least possible number of pairwise comparison queries posed to the doctor.

Our contributions are summarized as follows:

- We propose the technical problem of *Metric Elicitation*, a framework for determining supervised learning metrics from user feedback. For the case of pairwise feedback, we show that under certain conditions ME is equivalent to learning preferences between pairs of confusion matrices.
- When the underlying metric is linear, we propose a binary search algorithm that can recover the metric with query complexity that decays logarithmically with the desired resolution. We further show that our query-complexity rates match the lower bound.
- We extend the elicitation algorithm to more complex linear-fractional performance metrics.
- We prove robustness of the proposed approach under feedback and classifier estimation noise.

2 Background

Let $X \in \mathcal{X}$ and $Y \in \{0, 1\}$ represent the input and output random variables respectively (0 = negative class, 1 = positive class). We assume a dataset of size n , $\{(x_i, y_i)\}_{i=1}^n$, generated *iid* from a data generating distribution $\mathbb{P}^{\text{iid}}(X, Y)$. Let f_X be the marginal distribution for \mathcal{X} . Let $\eta(x) = \mathbb{P}(Y = 1|X = x)$ and $\zeta = \mathbb{P}(Y = 1)$ represent the conditional and the unconditional probability of the positive class, respectively. Note that the earlier term is a function of the input x ; whereas, the latter is a constant. We denote a classifier by h , and let $\mathcal{H} = \{h : \mathcal{X} \rightarrow [0, 1]\}$ be the set of all classifiers. A confusion matrix for a classifier h is denoted by $C(h, \mathbb{P}) \in \mathbb{R}^{2 \times 2}$, comprising true positives (TP), false positives (FP), false negatives (FN), and true negatives (TN) and is given by:

$$\begin{aligned}
 C_{11} &= TP(h, \mathbb{P}) = \mathbb{P}(Y = 1, h = 1), \\
 C_{01} &= FP(h, \mathbb{P}) = \mathbb{P}(Y = 0, h = 1), \\
 C_{10} &= FN(h, \mathbb{P}) = \mathbb{P}(Y = 1, h = 0), \\
 C_{00} &= TN(h, \mathbb{P}) = \mathbb{P}(Y = 0, h = 0).
 \end{aligned} \tag{1}$$

Clearly, $\sum_{i,j} C_{ij} = 1$. We denote the set of all confusion matrices by $\mathcal{C} = \{C(h, \mathbb{P}) : h \in \mathcal{H}\}$. Under the population law \mathbb{P} , the components of the confusion matrix can be further decomposed as: $FN(h, \mathbb{P}) = \zeta - TP(h, \mathbb{P})$ and $FP(h, \mathbb{P}) = 1 - \zeta - TN(h, \mathbb{P})$. This decomposition reduces the four dimensional space to two dimensional space. Therefore, the set of confusion matrices can be defined as $\mathcal{C} = \{(TP(h, \mathbb{P}), TN(h, \mathbb{P})) : h \in \mathcal{H}\}$. For clarity, we will suppress the dependence on \mathbb{P} in our notation. In addition, we will subsume the notation h if it is implicit from the context and denote the confusion matrix by $C = (TP, TN)$. We represent the boundary of the set \mathcal{C} by $\partial\mathcal{C}$. Any hyperplane (line) ℓ in the (tp, tn) coordinate system is given by:

$$\ell := a \cdot tp + b \cdot tn = c, \quad \text{where } a, b, c \in \mathbb{R}.$$

Let $\phi : [0, 1]^{2 \times 2} \rightarrow \mathbb{R}$ be the performance metric for a classifier h determined by its confusion matrix $C(h)$. Without loss of generality (WLOG), we assume that ϕ is a utility, so that larger values are better.

2.1 Types of Performance Metrics

We consider two of the most common families of binary classification metrics, namely linear and linear-fractional functions of the confusion matrix (1).

Definition 1. *Linear Performance Metric (LPM):* We denote this family by φ_{LPM} . Given constants (representing costs or weights) $\{a_{11}, a_{01}, a_{10}, a_{00}\} \in \mathbb{R}^4$, we define the metric as:

$$\begin{aligned} \phi(C) &= a_{11}TP + a_{01}FP + a_{10}FN + a_{00}TN \\ &= m_{11}TP + m_{00}TN + m_0, \end{aligned} \quad (2)$$

where $m_{11} = (a_{11} - a_{10})$, $m_{00} = (a_{00} - a_{01})$, and $m_0 = a_{10}\zeta + a_{01}(1 - \zeta)$.

Example 1. *Weighted Accuracy (WA) [24]:*

$$WA = w_1TP + w_2TN,$$

where $w_1, w_2 \in [0, 1]$ (w_1, w_2 can be shifted and scaled to $[0, 1]$ without changing the learning problem [17]).

Definition 2. *Linear-Fractional Performance Metric (LFPM):* We denote this family by φ_{LFPM} . Given constants (representing costs or weights) $\{a_{11}, a_{01}, a_{10}, a_{00}, b_{11}, b_{01}, b_{10}, b_{00}\} \in \mathbb{R}^8$, we define the metric as:

$$\begin{aligned} \phi(C) &= \frac{a_{11}TP + a_{01}FP + a_{10}FN + a_{00}TN}{b_{11}TP + b_{01}FP + b_{10}FN + b_{00}TN} \\ &= \frac{p_{11}TP + p_{00}TN + p_0}{q_{11}TP + q_{00}TN + q_0}, \end{aligned} \quad (3)$$

where $p_{11} = (a_{11} - a_{10})$, $p_{00} = (a_{00} - a_{01})$, $q_{11} = (b_{11} - b_{10})$, $q_{00} = (b_{00} - b_{01})$, $p_0 = a_{10}\zeta + a_{01}(1 - \zeta)$, $q_0 = b_{10}\zeta + b_{01}(1 - \zeta)$.

Example 2. *The F_β measure and the Jaccard similarity coefficient (JAC) [22]:*

$$F_\beta = \frac{TP}{\frac{TP}{1+\beta^2} - \frac{TN}{1+\beta^2} + \frac{\beta^2\zeta+1-\zeta}{1+\beta^2}}, \quad JAC = \frac{TP}{1 - TN}. \quad (4)$$

2.2 Bayes Optimal and Inverse Bayes Optimal Classifiers

Given a performance metric ϕ , the Bayes utility $\bar{\tau}$ is the optimal value of the performance metric over all classifiers, i.e., $\bar{\tau} = \sup_{h \in \mathcal{H}} \phi(C(h)) = \sup_{C \in \mathcal{C}} \phi(C)$. The Bayes classifier \bar{h} (when it exists) is the classifier that optimizes the performance metric, so $\bar{h} = \arg \max_{h \in \mathcal{H}} \phi(C(h))$. Similarly, the Bayes confusion matrix is given by $\bar{C} = \arg \max_{C \in \mathcal{C}} \phi(C)$. We further define the inverse Bayes utility $\underline{\tau} = \inf_{h \in \mathcal{H}} \phi(C(h)) = \inf_{C \in \mathcal{C}} \phi(C)$. The inverse Bayes classifier is given by $\underline{h} = \arg \min_{h \in \mathcal{H}} \phi(C(h))$. Similarly, the inverse Bayes confusion matrix is given by $\underline{C} = \arg \min_{C \in \mathcal{C}} \phi(C)$. Notice that for $\phi \in \varphi_{LPM}$ (2), the Bayes classifier predicts the label which maximizes the expected utility conditioned on the instance, as discussed below.

Proposition 1. *Let $\phi \in \varphi_{LPM}$, then*

$$\bar{h}(x) = \left\{ \begin{array}{ll} \mathbb{1}[\eta(x) \geq \frac{m_{00}}{m_{11}+m_{00}}], & m_{11} + m_{00} \geq 0 \\ \mathbb{1}[\frac{m_{00}}{m_{11}+m_{00}} \geq \eta(x)], & o.w. \end{array} \right\}$$

is a Bayes optimal classifier w.r.t ϕ . Further, the inverse Bayes classifier is given by $\underline{h} = 1 - \bar{h}$.

2.3 Problem Setup

We first formalize *oracle query*. Recall that by the definition of confusion matrices (1), there exists a surjective mapping from $\mathcal{H} \rightarrow \mathcal{C}$. An oracle is queried to determine relative preference between two classifiers. However, since we only consider metrics which are functions of the confusion matrix, a comparison query over classifiers becomes equivalent to a comparison query over confusion matrices in our setting.

Definition 3. *Oracle Query: Given two classifiers h, h' (equiv. to confusion matrices C, C' respectively), a query to the Oracle (with metric ϕ) is represented by:*

$$\Gamma(h, h') = \Omega(C, C') = \mathbb{1}[\phi(C) > \phi(C')] =: \mathbb{1}[C \succ C'], \quad (5)$$

where $\Gamma : \mathcal{H} \times \mathcal{H} \rightarrow \{0, 1\}$ and $\Omega : \mathcal{C} \times \mathcal{C} \rightarrow \{0, 1\}$. The query denotes whether h is preferred to h' (equiv. to C is preferred to C') as measured according to ϕ .

We emphasize that depending on practical convenience, the oracle may be asked to compare either confusion matrices or classifiers achieving the corresponding confusion matrices, via approaches discussed in Section 1. Henceforth, for simplicity of notation, we will treat any comparison query as confusion matrix comparison query. Next, we state the metric elicitation problem.

Definition 4. *Metric Elicitation (given \mathbb{P}): Suppose that the oracle's true, unknown performance metric is ϕ . Recover a metric $\hat{\phi}$ by querying the oracle for as few pairwise comparisons of the form $\Omega(C, C')$, such that $\|\phi - \hat{\phi}\|_- < \kappa$ for sufficiently small $\mathbb{R} \ni \kappa > 0$ and for any suitable norm $\|\cdot\|_-$.*

Notice that Definition 4 involves true population quantities C, C' (See (1)). However, in practice, we are given only finite samples. This leads to a more practical definition of metric elicitation problem.

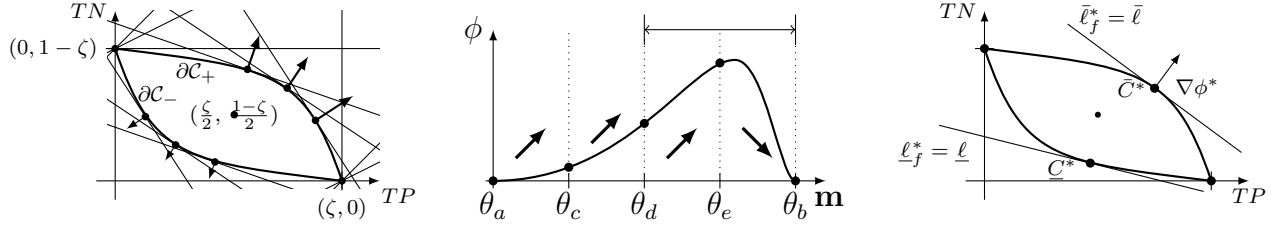


Fig. 2: (a) Supporting hyperplanes (with normal vectors) and resulting geometry of \mathcal{C} ; (b) Sketch of Algorithm 1; (c) Maximizer \bar{C}^* and minimizer \underline{C}^* along with the supporting hyperplanes for LFPMs.

Definition 5. *Metric Elicitation (given $\{(x_i, y_i)\}_{i=1}^n$): The same problem as stated in Definition 4, except that the queries are of the form $\Omega(\hat{C}, \hat{C}')$, where \hat{C}, \hat{C}' are the estimated confusion matrices from the samples.*

Ultimately, we want to perform ME as described in Definition 5. A good approach to do so is to first solve ME as defined in Definition 4, i.e, ME assuming access to the appropriate population quantities, and then consider practical implementation using finite data. This is a standard approach in decision theory (see e.g. [15]), where estimation error from finite samples is adjudged as a noise source and handled accordingly.

3 Confusion Matrices

ME will require confusion matrices that are achieved by all possible classifiers, thus it is necessary to characterize the set \mathcal{C} in a way which is useful for the task.

Assumption 1. *We assume $g(t) = \mathbb{P}[\eta(X) \geq t]$ is continuous and strictly decreasing for $t \in [0, 1]$.*

This is equivalent to standard assumptions [14] that the event $\eta(X) = t$ has positive density but zero probability. Note that this requires X to have no point mass.

Proposition 2. *(Properties of \mathcal{C} — Figure 2(a).) The set of confusion matrices \mathcal{C} is convex, closed, contained in the rectangle $[0, \zeta] \times [0, 1 - \zeta]$ (bounded), and 180° rotationally symmetric around the center-point $(\frac{\zeta}{2}, \frac{1-\zeta}{2})$. Under Assumption 1, $(0, 1 - \zeta)$ and $(\zeta, 0)$ are the only vertices of \mathcal{C} , and \mathcal{C} is strictly convex. Thus, any supporting hyperplane of \mathcal{C} is tangent at only one point.³*

3.1 LPM Parametrization and Connection with Supporting Hyperplanes of \mathcal{C}

For an LPM ϕ (2), Proposition 2 guarantees the existence of a unique Bayes confusion matrix on the boundary $\partial\mathcal{C}$. This is because optimum for a linear function over a strictly convex

³Additional visual intuition about the geometry of \mathcal{C} (via an example) is given in Appendix A.

set is unique and lies on the boundary [2]. Note that any linear function with the same trade-offs for TP and TN , i.e. same (m_{11}, m_{00}) , is maximized at the same boundary point regardless of the bias term m_0 . Thus, different LPMs can be generated by varying trade-offs $\mathbf{m} = (m_{11}, m_{00})$ such that $\|\mathbf{m}\| = 1$ and $m_0 = 0$. The condition $\|\mathbf{m}\| = 1$ does not affect the learning problem as discussed in Example 1. In other words, the performance metric is scale invariant. This allows us to represent the family of linear metrics φ_{LPM} by a single parameter $\theta \in [0, 2\pi]$:

$$\varphi_{LPM} = \{\mathbf{m} = (\cos \theta, \sin \theta) : \theta \in [0, 2\pi]\}. \quad (6)$$

Given \mathbf{m} (equiv. to θ), we can recover the Bayes classifier using Proposition 1, and then the Bayes confusion matrix $\bar{C}_\theta = \bar{C}_\mathbf{m} = (\bar{TP}_\mathbf{m}, \bar{TN}_\mathbf{m})$ using (1). Under Assumption 1, due to strict convexity of \mathcal{C} , the Bayes confusion matrix $\bar{C}_\mathbf{m}$ is unique; therefore, we have that

$$\langle \mathbf{m}, C \rangle < \langle \mathbf{m}, \bar{C}_\mathbf{m} \rangle \quad \forall C \in \mathcal{C}, C \neq \bar{C}_\mathbf{m}. \quad (7)$$

Notice the connection between the linear performance metrics and the supporting hyperplanes of the set \mathcal{C} (see Figure 2(a)). Given \mathbf{m} , there exists a supporting hyperplane tangent to \mathcal{C} at only $\bar{C}_\mathbf{m}$ defined as follows:

$$\bar{\ell}_\mathbf{m} := m_{11} \cdot tp + m_{00} \cdot tn = m_{11} \bar{TP}_\mathbf{m} + m_{00} \bar{TN}_\mathbf{m}. \quad (8)$$

Clearly, if m_{11} and m_{00} are of opposite sign (i.e., $\theta \in (\pi/2, \pi) \cup (3\pi/2, 2\pi)$), then $\bar{h}_\mathbf{m}$ is the trivial classifier predicting either 1 or 0 everywhere. In other words, if the slope of the hyperplane is positive, then it touches the set \mathcal{C} either at $(\zeta, 0)$ or $(0, 1 - \zeta)$. When $m_{11}, m_{00} \neq 0$ with the same sign (i.e., $\theta \in (0, \pi/2) \cup (\pi, 3\pi/2)$), then the Bayes confusion matrix is away from the two vertices. Now, we may split the boundary $\partial\mathcal{C}$ as follows:

Definition 6. *The Bayes confusion matrices for LPMs with $m_{11}, m_{00} \geq 0$ ($\theta \in [0, \pi/2]$) form the upper boundary, denoted by $\partial\mathcal{C}_+$. The Bayes confusion matrices for LPMs with $m_{11}, m_{00} < 0$ ($\theta \in (\pi, 3\pi/2)$) form the lower boundary, denoted by $\partial\mathcal{C}_-$. From Proposition 1, it follows that the confusion matrices in $\partial\mathcal{C}_+$ and $\partial\mathcal{C}_-$ correspond to the classifiers of the form $\mathbb{1}[\eta(x) \geq \delta]$ and $\mathbb{1}[\delta \geq \eta(x)]$, respectively, for some $\delta \in [0, 1]$.*

4 Algorithms

In this section, we propose binary-search type algorithms, which exploit the geometry of the set \mathcal{C} (Section 3) to find the maximizer / minimizer and the associated supporting hyperplanes for any quasiconcave / quasiconvex metrics. These algorithms are then used to elicit LPMs and LFPMs, both of which belong to both quasiconcave and quasiconvex function families.

We allow *noisy* oracles; however, for simplicity, we will first discuss algorithms and elicitation with no-noise, and then show that they are robust to the noisy feedback (Section 6). Moreover, as one typically prefers metrics which reward correct classification, we first discuss metrics that are monotonically increasing in both TP and TN . The monotonically decreasing case is discussed in Appendix C as a natural extension.

The following lemma for any quasiconcave and quasiconvex metrics forms the basis of our proposed algorithms.

Algorithm 1 Quasiconcave Metric Maximization

- 1: **Input:** $\epsilon > 0$ and oracle Ω .
 - 2: **Initialize:** $\theta_a = 0$, $\theta_b = \frac{\pi}{2}$.
 - 3: **while** $|\theta_b - \theta_a| > \epsilon$ **do**
 - 4: Set $\theta_c = \frac{3\theta_a + \theta_b}{4}$, $\theta_d = \frac{\theta_a + \theta_b}{2}$, and $\theta_e = \frac{\theta_a + 3\theta_b}{4}$. Set corresponding slopes (\mathbf{m} 's) using (6).
 - 5: Obtain $\bar{h}_{\theta_a}, \bar{h}_{\theta_c}, \bar{h}_{\theta_d}, \bar{h}_{\theta_e}, \bar{h}_{\theta_b}$ using Proposition 1. Compute $\bar{C}_{\theta_a}, \bar{C}_{\theta_c}, \bar{C}_{\theta_d}, \bar{C}_{\theta_e}, \bar{C}_{\theta_b}$ using (1).
 - 6: Query $\Omega(\bar{C}_{\theta_c}, \bar{C}_{\theta_a}), \Omega(\bar{C}_{\theta_d}, \bar{C}_{\theta_c}), \Omega(\bar{C}_{\theta_e}, \bar{C}_{\theta_d})$, and $\Omega(\bar{C}_{\theta_b}, \bar{C}_{\theta_e})$.
 - 7: If $\bar{C}_\theta \succ \bar{C}_{\theta'} \prec \bar{C}_{\theta''}$ for consecutive $\theta < \theta' < \theta''$, assume the default order $\bar{C}_\theta \prec \bar{C}_{\theta'} \prec \bar{C}_{\theta''}$.
 - 8: **if** $(\bar{C}_{\theta_a}^* \succ \bar{C}_{\theta_c}^*)$ Set $\theta_b = \theta_d$.
 - 9: **elseif** $(\bar{C}_{\theta_a}^* \prec \bar{C}_{\theta_c}^* \succ \bar{C}_{\theta_d}^*)$ Set $\theta_b = \theta_d$.
 - 10: **elseif** $(\bar{C}_{\theta_c}^* \prec \bar{C}_{\theta_d}^* \succ \bar{C}_{\theta_e}^*)$ Set $\theta_a = \theta_c$, $\theta_b = \theta_e$.
 - 11: **elseif** $(\bar{C}_{\theta_d}^* \prec \bar{C}_{\theta_e}^* \succ \bar{C}_{\theta_b}^*)$ Set $\theta_a = \theta_d$.
 - 12: **else** Set $\theta_a = \theta_d$.
 - 13: **Output:** $\bar{\mathbf{m}}, \bar{C}$, and $\bar{\ell}$, where $\bar{\mathbf{m}} = \mathbf{m}_d(\theta_d)$, $\bar{C} = \bar{C}_{\theta_d}$, and $\bar{\ell} := \langle \bar{\mathbf{m}}, (tp, tn) \rangle = \langle \bar{\mathbf{m}}, \bar{C} \rangle$.
-

Lemma 1. Let $\rho^+ : [0, 1] \rightarrow \partial\mathcal{C}_+$, $\rho^- : [0, 1] \rightarrow \partial\mathcal{C}_-$ be continuous, bijective, parametrizations of the upper and lower boundary, respectively. Let $\phi : \mathcal{C} \rightarrow \mathbb{R}$ be a quasiconcave function, and $\psi : \mathcal{C} \rightarrow \mathbb{R}$ be a quasiconvex function, which are monotone increasing in both TP and TN . Then the composition $\phi \circ \rho^+ : [0, 1] \rightarrow \mathbb{R}$ is quasiconcave (and therefore unimodal) on the interval $[0, 1]$, and $\psi \circ \rho^- : [0, 1] \rightarrow \mathbb{R}$ is quasiconvex (and therefore unimodal) on the interval $[0, 1]$.

The unimodality of quasiconcave (quasiconvex) metrics on the upper (lower) boundary of the set \mathcal{C} along with the one-dimensional parametrization of \mathbf{m} using $\theta \in [0, 2\pi]$ (Section 3) allows us to devise binary-search-type methods to find the maximizer \bar{C} , the minimizer \underline{C} , and the first order approximation of ϕ at these points, i.e., the supporting hyperplanes at \bar{C} and \underline{C} .

Algorithm 1. *Maximizing quasiconcave metrics and finding supporting hyperplanes at the optimum:* Since ϕ is monotonically increasing in both TP and TN , and \mathcal{C} is convex, the maximizer must be on the upper boundary. Hence, we start with the interval $[\theta_a = 0, \theta_b = \frac{\pi}{2}]$ (Definition 6). We divide it into four equal parts and set slopes using (6) in line 4 (see Figure 2(b) for visual intuition). Then, we compute the Bayes classifiers using Proposition 1 and the associated Bayes confusion matrices in line 5. We pose four pairwise queries to the oracle in line 6. Line 7 gives the default direction to binary search in case of out-of-order responses.⁴ In lines 8-12, we shrink the search interval by half based on oracle responses. We stop when the search interval becomes smaller than a given $\epsilon > 0$ (tolerance). Lastly, we output the slope $\bar{\mathbf{m}}$, the Bayes confusion matrix \bar{C} , and the supporting hyperplane $\bar{\ell}$ at that point.

Algorithm 2. *Minimizing quasiconvex metrics and finding supporting hyperplane at the optimum:* The same algorithm can be used for quasiconvex minimization with only two

⁴Due to finite samples, \mathcal{C} 's boundary may have staircase-type bumps in practice. This may lead to out-of-order responses, even when the metric is unimodal *w.r.t.* θ .

LPM Elicitation (True metric $\phi^* = \mathbf{m}^*$)

1. Run Algorithm 1 to get \bar{C}^* and a hyperplane $\bar{\ell}$.
2. Set the elicited metric to be the slope of $\bar{\ell}$.

LFPM Elicitation (True metric ϕ^*)

1. Run Algorithm 1 to get \bar{C}^* , a hyperplane $\bar{\ell}$, and SoE (9).
2. Run Algorithm 2 to get \underline{C}^* , a hyperplane $\underline{\ell}$, and SoE (10).
3. Run the oracle-query independent Algorithm 3 to get the elicited metric, which satisfies both the SoEs.

Fig. 3: LPM and LFPM elicitation procedures.

changes. First, we start with $\theta \in [\pi, \frac{3}{2}\pi]$, because the optimum will lie on the lower boundary $\partial\mathcal{C}_-$. Second, we check for $C \prec C'$ whenever Algorithm 1 checks for $C \succ C'$, and vice versa. Here, we output the counterparts, i.e., slope $\underline{\mathbf{m}}$, inverse Bayes Confusion matrix \underline{C} , and supporting hyperplane $\underline{\ell}$.

5 METRIC ELICITATION

In this section, we discuss how Algorithms 1, 2, and 3 (described later) are used as subroutines to elicit LPMs and LFPMs. See Figure 3 for a brief summary.

5.1 Eliciting LPMs

Suppose that the oracle's metric is $\varphi_{LPM} \ni \phi^* = \mathbf{m}^*$, where, WLOG, $\|\mathbf{m}^*\| = 1$ and $m_0^* = 0$ (Section 3). Application of Algorithm 1 to the oracle, who responds according to \mathbf{m}^* , returns the maximizer and supporting hyperplane at that point. Since the true performance metric is linear, we take the elicited metric, $\hat{\mathbf{m}}$, to be the slope of the resulting supporting hyperplane.

5.2 Eliciting LFPMs

An LFPM is given by (3), where p_{11}, p_{00}, q_{11} , and q_{00} are not simultaneously zero. Also, it is bounded over \mathcal{C} . As scaling and shifting does not change the linear-fractional form, WLOG, we may take $\phi(C) \in [0, 1] \forall C \in \mathcal{C}$ with positive numerator and denominator.

Assumption 2. Let $\phi \in \varphi_{LFPM}$ (3). We assume that $p_{11}, p_{00} \geq 0$, $p_{11} \geq q_{11}$, $p_{00} \geq q_{00}$, $p_0 = 0$, $q_0 = (p_{11} - q_{11})\zeta + (p_{00} - q_{00})(1 - \zeta)$, and $p_{11} + p_{00} = 1$.

Proposition 3. The conditions in Assumption 2 are sufficient for $\phi \in \varphi_{LFPM}$ to be bounded in $[0, 1]$ and simultaneously monotonically increasing in TP and TN.

The conditions in Assumption 2 are reasonable as we want to elicit any unknown bounded, monotonically increasing LFPM. To no surprise, examples outlined in (4) and Koyejo et al. [14] satisfy these conditions. We first provide intuition for eliciting LFPMs (Figure 3). We obtain two hyperplanes: one at the maximizer on the upper boundary, and other at the minimizer on the lower boundary. This results in two nonlinear systems of equations (SoEs) having only one degree of freedom, but they are satisfied by the true unknown metric. Thus, the elicited metric is one where solutions to the two systems match pointwise on the confusion matrices. Formally, suppose that the oracle's metric is:

$$\phi^*(C) = \frac{p_{11}^* TP + p_{00}^* TN}{q_{11}^* TP + q_{00}^* TN + q_0^*}.$$

Let $\bar{\tau}^*$ and $\underline{\tau}^*$ be the maximum and minimum value of ϕ^* over \mathcal{C} , respectively, i.e., $\underline{\tau}^* \leq \phi^*(C) \leq \bar{\tau}^* \forall C \in \mathcal{C}$. Under Assumption 1, we have a hyperplane

$$\bar{\ell}_f^* := (p_{11}^* - \bar{\tau}^* q_{11}^*)tp + (p_{11}^* - \bar{\tau}^* q_{11}^*)tn = \bar{\tau}^* q_0^*$$

touching the set \mathcal{C} only at $(\overline{TP}^*, \overline{TN}^*)$ on the upper boundary $\partial\mathcal{C}_+$. Similarly, we have a hyperplane

$$\underline{\ell}_f^* := (p_{11}^* - \underline{\tau}^* q_{11}^*)tp + (p_{00}^* - \underline{\tau}^* q_{00}^*)tn = \underline{\tau}^* q_0^*,$$

which touches the set \mathcal{C} only at $(\underline{TP}^*, \underline{TN}^*)$ on the lower boundary $\partial\mathcal{C}_-$. To help with intuition, see Figure 2(c). Since LFPM is quasiconcave, Algorithm 1 returns a hyperplane $\bar{\ell} := \bar{m}_{11}tp + \bar{m}_{00}tn = \bar{C}_0$, where $\bar{C}_0 = \bar{m}_{11}\overline{TP}^* + \bar{m}_{00}\overline{TN}^*$. This is equivalent to $\bar{\ell}_f^*$ up to a constant multiple; therefore, the true metric is the solution to the following non-linear SoE:

$$p_{11}^* - \bar{\tau}^* q_{11}^* = \alpha \bar{m}_{11}, p_{00}^* - \bar{\tau}^* q_{00}^* = \alpha \bar{m}_{00}, \bar{\tau}^* q_0^* = \alpha \bar{C}_0,$$

where $\alpha \geq 0$, because LHS and \bar{m} 's are non-negative. Additionally, we ignore the case when $\alpha = 0$, since this would imply a constant ϕ . Next, we may divide the above equations by $\alpha > 0$ on both sides so that all the coefficients \bar{p}^* 's and \bar{q}^* 's are factored by α . This does not change ϕ^* ; thus, the SoE becomes:

$$p'_{11} - \bar{\tau}^* q'_{11} = \bar{m}_{11}, p'_{00} - \bar{\tau}^* q'_{00} = \bar{m}_{00}, \bar{\tau}^* q'_0 = \bar{C}_0. \quad (9)$$

Notice that none of the conditions in Assumption 2 are changed except $p'_{11} + p'_{00} = 1$. However, we may still use this condition to learn a constant α times the true metric, which does not harm the elicitation problem.

As LFPM is also quasiconvex, Algorithm 2 outputs a hyperplane $\underline{\ell} := \underline{m}_{11}tp + \underline{m}_{00}tn = \underline{C}_0$, where $\underline{C}_0 = \underline{m}_{11}\underline{TP}^* + \underline{m}_{00}\underline{TN}^*$. This is equivalent to $\underline{\ell}_f^*$ up to a constant multiple; thus, the true metric is also the solution of the following SoE:

$$p_{11}^* - \underline{\tau}^* q_{11}^* = \gamma \underline{m}_{11}, p_{00}^* - \underline{\tau}^* q_{00}^* = \gamma \underline{m}_{00}, \underline{\tau}^* q_0^* = \gamma \underline{C}_0,$$

where $\gamma \leq 0$ since LHS is positive, but \underline{m} 's are negative. Again, we may assume $\gamma < 0$. By dividing the above equations by $-\gamma$ on both sides, all the coefficients p^* 's and q^* 's are factored by $-\gamma$. This does not change ϕ^* ; thus, the system of equations becomes the following:

$$p''_{11} - \underline{\tau}^* q''_{11} = \underline{m}_{11}, p''_{00} - \underline{\tau}^* q''_{00} = \underline{m}_{00}, \underline{\tau}^* q''_0 = \underline{C}_0. \quad (10)$$

Algorithm 3 Grid Search for Best Ratio

- 1: **Input:** k, Δ .
 - 2: **Initialize:** $\sigma_{opt} = \infty, p'_{11,opt} = 0$.
 - 3: Generate C_1, \dots, C_k on $\partial\mathcal{C}_+$ and $\partial\mathcal{C}_-$ (Section 3).
 - 4: **for** ($p'_{11} = 0; p'_{11} \leq 1; p'_{11} = p'_{11} + \Delta$) **do**
 - 5: Compute ϕ', ϕ'' using Proposition 4. Compute array $r = [\frac{\phi'(C_1)}{\phi''(C_1)}, \dots, \frac{\phi'(C_k)}{\phi''(C_k)}]$. Set $\sigma = \text{std}(r)$.
 - 6: **if** ($\sigma < \sigma_{opt}$) Set $\sigma_{opt} = \sigma$ and $p'_{11,opt} = p'_{11}$.
 - 7: **Output:** $p'_{11,opt}$.
-

Proposition 4. *Under Assumption 2, knowing p'_{11} solves the system of equations (9) as follows:*

$$\begin{aligned} p'_{00} &= 1 - p'_{11}, \quad q'_0 = \bar{C}_0 \frac{P'}{Q'}, \\ q'_{11} &= (p'_{11} - \bar{m}_{11}) \frac{P'}{Q'}, \quad q'_{00} = (p'_{00} - \bar{m}_{00}) \frac{P'}{Q'}, \end{aligned} \tag{11}$$

where $P' = p'_{11}\zeta + p'_{00}(1 - \zeta)$ and $Q' = P' + \bar{C}_0 - \bar{m}_{11}\zeta - \bar{m}_{00}(1 - \zeta)$. Thus, it elicits the LFPM.

Now assume we know p'_{11} . Using Proposition 4, we may solve the system (9) and obtain a metric, say ϕ' . System (10) can be solved analogously, provided we know p'_{11} , to get a metric, say ϕ'' . Notice that when $p^*_{11}/p^*_{00} = p'_{11}/p'_{00} = p''_{11}/p''_{00}$, then $\phi^*(C) = \phi'(C)/\alpha = -\phi''(C)/\gamma$. This means that when the true ratios of p 's are known, then ϕ', ϕ'' are constant multiples of each other. So, to know the true p'_{11} (or, p''_{11}) is to search the grid $[0, 1]$ and select the one where the ratios of ϕ' and ϕ'' are constant on a number of confusion matrices. Since we can generate many confusion matrices on $\partial\mathcal{C}_+$ and $\partial\mathcal{C}_-$ (vary δ in Definition 6), we can estimate the ratio p'_{11} to p'_{00} using grid search based Algorithm 3. We may then use Proposition 4 for the output of Algorithm 3 and set the elicited metric $\hat{\phi} = \phi'$. Note that Algorithm 3 is independent of oracle queries and easy to implement, thus it is suitable for the purpose.

6 Guarantees

In this section, we discuss guarantees for the elicitation procedures (Section 5) in the presence of (a) confusion matrices' estimation noise from finite samples and (b) oracle feedback noise with the following notion.

Definition 7. *Oracle Feedback Noise ($\epsilon_\Omega \geq 0$): The oracle may provide wrong answers whenever $|\phi(C) - \phi(C')| < \epsilon_\Omega$. Otherwise, it provides correct answers.*

Simply put, if the confusion matrices are close as measured by ϕ , then the oracle responses can be wrong. Moving forward to the guarantees, we make two assumptions which hold in most common settings.

Assumption 3. Let $\{\hat{\eta}_i(x)\}_{i=1}^n$ be a sequence of estimates of $\eta(x)$ depending on the sample size. We assume that $\|\eta - \hat{\eta}_i\|_\infty \xrightarrow{P} 0$.

Assumption 4. For quasiconcave ϕ , recall that the Bayes classifier is of the form $h = \mathbb{1}[\eta(x) \geq \delta]$. Let $\bar{\delta}$ be the threshold that maximizes ϕ . We assume that the probability that $\eta(X)$ lies near $\bar{\delta}$ is bounded from below and above. Formally, $k_0\nu \leq \mathbb{P}\left[(\bar{\delta} - \eta(X)) \in [0, \nu]\right]$, $\mathbb{P}\left[(\eta(X) - \bar{\delta}) \in [0, \nu]\right] \leq k_1\nu$ for any $0 < \nu \leq \frac{2}{k_0}\sqrt{k_1\epsilon_\Omega}$ and some $k_1 \geq k_0 > 0$.

Assumption 3 is arguably natural, as most estimation is parametric, where the function classes are sufficiently well behaved. Assumption 4 ensures that near the optimal threshold $\bar{\delta}$, the values of $\eta(X)$ have bounded density. In other words, when X has no point mass, the slope of $\eta(X)$ where it attains the optimal threshold $\bar{\delta}$ is neither vertical nor horizontal. We start with guarantees for the algorithms in their respective tasks.

Theorem 1. Given $\epsilon, \epsilon_\Omega \geq 0$ and a 1-Lipschitz metric ϕ that is monotonically increasing in TP, TN. If it is quasiconcave (quasiconvex) then Algorithm 1 (Algorithm 2) finds an approximate maximizer \bar{C} (minimizer \underline{C}). Furthermore, (i) the algorithm returns the supporting hyperplane at that point, (ii) the value of ϕ at that point is within $O(\sqrt{\epsilon_\Omega} + \epsilon)$ of the optimum, and (iii) the number of queries is $O(\log \frac{1}{\epsilon})$.

Lemma 2. Under our model, no algorithm can find the maximizer (minimizer) in fewer than $O(\log \frac{1}{\epsilon})$ queries.

Theorem 1 and Lemma 2, guarantee that Algorithm 1 (Algorithm 2), for a quasiconcave (quasiconvex) metric, finds a confusion matrix and a hyperplane which is close to the true maximizer (minimizer) and its associated supporting hyperplane, using just the optimal number of queries. Further, since binary search always tends towards the optimal whenever responses are correct, the algorithms necessarily terminate within a confidence interval of the true maximizer. Thus, we can take ϵ sufficiently small so that the only error that arises is due to the feedback noise ϵ_Ω . Now, we present our main result which guarantees effective LPM elicitation. Guarantees in LFPM elicitation follow naturally as discussed in the proof of Theorem 2 (Appendix B).

Theorem 2. Let $\varphi_{LPM} \ni \phi^* = \mathbf{m}^*$ be the true performance metric. Under Assumption 4, given $\epsilon > 0$, LPM elicitation (Section 5.1) outputs a performance metric $\hat{\phi} = \hat{\mathbf{m}}$, such that $\|\mathbf{m}^* - \hat{\mathbf{m}}\|_\infty \leq \sqrt{2}\epsilon + \frac{2}{k_0}\sqrt{2k_1\epsilon_\Omega}$.

So far, we assumed access to the confusion matrices. However, in practice, we need to estimate them using samples $\{(x_i, y_i)\}_{i=1}^n$. We now discuss robustness of the algorithms working with samples. Recall that, as a standard consequence of Chernoff-type bounds [1], sample estimates of true-positive and true-negative are consistent estimators. Therefore, with high probability, we can estimate the confusion matrix within any desired tolerance, provided we have sufficient samples. This implies that we can also estimate the ϕ values within any tolerance since LPM and LFPM are 1-Lipschitz due to (6) and Assumption 2, respectively. Thus, with high probability, the elicitation procedures gather correct oracle's preferences within feedback noise ϵ_Ω . Further, we may prove the following lemma which allow us to control the error in optimal classifiers from using the estimated $\hat{\eta}(x)$ rather than the true $\eta(x)$.

Table 1: Empirical Validation for LPM elicitation at tolerance $\epsilon = 0.02$ radians. ϕ^* and $\hat{\phi}$ denote the true and the elicited metric, respectively.

$\phi^* = \mathbf{m}^*$	$\hat{\phi} = \hat{\mathbf{m}}$	$\phi^* = \mathbf{m}^*$	$\hat{\phi} = \hat{\mathbf{m}}$
(0.98,0.17)	(0.99,0.17)	(-0.94,-0.34)	(-0.94,-0.34)
(0.87,0.50)	(0.87,0.50)	(-0.77,-0.64)	(-0.77,-0.64)
(0.64,0.77)	(0.64,0.77)	(-0.50,-0.87)	(-0.50,-0.87)
(0.34,0.94)	(0.34,0.94)	(-0.17,-0.98)	(-0.17,-0.99)

Lemma 3. *Let h_θ and \hat{h}_θ be two classifiers estimated using η and $\hat{\eta}$, respectively. Further, let $\bar{\theta}$ be such that $h_{\bar{\theta}} = \arg \max_\theta \phi(h_\theta)$. Then $\|C(\hat{h}_{\bar{\theta}}) - C(h_{\bar{\theta}})\|_\infty = O(\|\hat{\eta}_m - \eta\|_\infty)$.*

The errors due to using $\hat{\eta}$, instead of true η may propel in the results discussed earlier, however, only in the bounded sense. This shows that our elicitation approach is robust to feedback and finite sample noise.

7 Experiments

In this section, we empirically validate the theory and investigate the sensitivity due to sample estimates.

7.1 Synthetic Data Experiments

We assume a joint probability for $\mathcal{X} = [-1, 1]$ and $\mathcal{Y} = \{0, 1\}$ given by $f_X = \mathbb{U}[-1, 1]$ and $\eta(x) = \frac{1}{1+e^{ax}}$, where $\mathbb{U}[-1, 1]$ is the uniform distribution on $[-1, 1]$, and a is a parameter controlling the degree of noise in the labels. We fix $a = 5$ in our experiments. In the LPM elicitation case, we define a true metric ϕ^* by $\mathbf{m}^* = (m_{11}^*, m_{00}^*)$. This defines the query outputs in line 6 of Algorithm 1. Then we run Algorithm 1 to check whether or not we get the same metric. The results for both monotonically increasing and monotonically decreasing LPM are shown in Table 1. We achieve the true metric even for very tight tolerance $\epsilon = 0.02$ radians.

Next, we elicit LFPM. We define a true metric ϕ^* by $\{(p_{11}^*, p_{00}^*), (q_{11}^*, q_{00}^*, q_0^*)\}$. Then, we run Algorithm 1 with $\epsilon = 0.05$ to find the hyperplane $\bar{\ell}$ and maximizer on ∂C_+ , Algorithm 2 with $\epsilon = 0.05$ to find the hyperplane $\underline{\ell}$ and minimizer on ∂C_- , and Algorithm 3 with $n = 2000$ (1000 confusion matrices on both ∂C_+ and ∂C_- obtained by varying parameter θ uniformly in $[0, \pi/2]$ and $[\pi, 3\pi/2]$) and $\Delta = 0.01$. This gives us the elicited metric $\hat{\phi}$, which we represent by $\{(\hat{p}_{11}, \hat{p}_{00}), (\hat{q}_{11}, \hat{q}_{00}, \hat{q}_0)\}$. In Table 2, we present the elicitation results for LFPMs (column 2). We also present the mean (α) and the standard deviation (σ) of the ratio of the elicited metric $\hat{\phi}$ to the true metric ϕ over the set of confusion matrices (column 3 and 4 of Table 2). Furthermore, if we know the true ratio of p_{11}^*/p_{00}^* , then we can elicit the LFPM up to a constant by only using Algorithm 1 resulting in better estimate of the true metric, because we avoid errors due to Algorithms 2 and 3. Line 1 and line 2 of Table 2 represent F_1 measure and $F_{\frac{1}{2}}$ measure, respectively. In both the cases, we assume the knowledge of $p_{11}^* = 1$. Line 3

Table 2: LFPM Elicitation for synthetic distribution (Section 7.1) and Magic (M) dataset (Section 7.2) with $\epsilon = 0.05$ radians. $(p_{11}^*, p_{00}^*), (q_{11}^*, q_{00}^*, q_0^*)$ denote the true LFPM. $(\hat{p}_{11}, \hat{p}_{00}), (\hat{q}_{11}, \hat{q}_{00}, \hat{q}_0)$ denote the elicited LFPM. α and σ denote the mean and the standard deviation in the ratio of the elicited to the true metric (evaluated on the confusion matrices in $\partial\mathcal{C}_+$ used in Algorithm 3), respectively. We empirically verify that the elicited metric is constant multiple (α) of the true metric.

True Metric	Results on Synthetic Distribution (Section 7.1)				Results on Real World Dataset M (Section 7.2)		
$(p_{11}^*, p_{00}^*), (q_{11}^*, q_{00}^*, q_0^*)$	$(\hat{p}_{11}, \hat{p}_{00}), (\hat{q}_{11}, \hat{q}_{00}, \hat{q}_0)$	α	σ	$(\hat{p}_{11}, \hat{p}_{00}), (\hat{q}_{11}, \hat{q}_{00}, \hat{q}_0)$	α	σ	
(1.00,0.00),(0.50,-0.50,0.50)	(1.00,0.00),(0.25,-0.75,0.75)	0.92	0.03	(1.00,0.00),(0.25,-0.75,0.75)	0.90	0.06	
(1.0,0.0),(0.8,-0.8,0.5)	(1.0,0.0),(0.73,-1.09,0.68)	0.94	0.02	(1.0,0.0),(0.72,-1.13, 0.57)	1.06	0.05	
(0.8,0.2),(0.3,0.1,0.3)	(0.86,0.14),(-0.13,-0.07, 0.60)	0.90	0.06	(0.23,0.77),(-0.87,0.66,0.76)	0.84	0.09	
(0.60,0.40),(0.40,0.20,0.20)	(0.67,0.33),(-0.07,-0.44,76)	0.82	0.05	(0.16,0.84),(-0.89,0.25,0.89)	0.65	0.05	
(0.40,0.60),(-0.10,-0.20,0.65)	(0.36,0.64),(-0.21,-0.25,0.73)	0.97	0.01	(0.08,0.92),(-0.75,0.12,0.82)	0.79	0.08	
(0.20,0.80),(-0.40,-0.20,0.80)	(0.12, 0.88),(-0.43, 0.002, 0.71)	1.02	0.006	(0.19,0.81),(-0.38,-0.13,0.70)	1.02	0.004	

to line 6 correspond to some arbitrarily chosen linear fractional metrics to show the efficacy of the proposed method. For a better judgment, we show function evaluations of the true metric and the elicited metric on selected pairs of $(TP, TN) \in \partial\mathcal{C}_+$ (used for Algorithm 3) in Figure 4. The true and the elicited metric are plotted together after sorting values based on slope parameter θ . It is clear that the elicited metric is a constant multiple of the true metric. The vertical solid line in red and dashed line in black corresponds to the *argmax* of the true and the elicited metric, respectively. In Figure 4, we see that the *argmax* of the true and the elicited metrics coincides, thus validating Theorem 1.

7.2 Real-World Data Experiments

In real-world datasets, we do not know $\eta(x)$ and only have finite samples. As a result of these two road blocks, the feasible space \mathcal{C} is not as well behaved as shown in Figure 6, and poses a good challenge for the elicitation task. Now, we validate the elicitation procedure with two real-world datasets.

The datasets are: (a) BREAST CANCER (BC) Wisconsin Diagnostic dataset [25] containing 569 instances, and (b) MAGIC (M) dataset [8] containing 19020 instances. For both the datasets, we standardize the attributes and split the data into two parts \mathcal{S}_1 and \mathcal{S}_2 . On \mathcal{S}_1 , we learn an estimator $\hat{\eta}$ using regularized logistic regression model with regularizing constant $\lambda = 10$ and $\lambda = 1$. We use \mathcal{S}_2 for making predictions and computing sample confusion matrices.

We generated twenty eight different LPMs ϕ^* by generating θ^* (or say, $\mathbf{m}^* = (\cos \theta^*, \sin \theta^*)$). Fourteen from the first quadrant starting from $\pi/18$ radians to $5\pi/12$ radians in step of $\pi/36$ radians. Similarly, fourteen from the third quadrant starting from $19\pi/18$ to $17\pi/12$ in step of $\pi/36$ radians. We then use Algorithm 1 (Algorithm 2 for different tolerance ϵ , for different datasets, and for different regularizing constant λ in order to recover the estimate $\hat{\mathbf{m}}$. We compute the error in terms of the proportion of the number of times when Algorithm 1 (Algorithm 2) failed to recover the true \mathbf{m}^* within ϵ threshold.

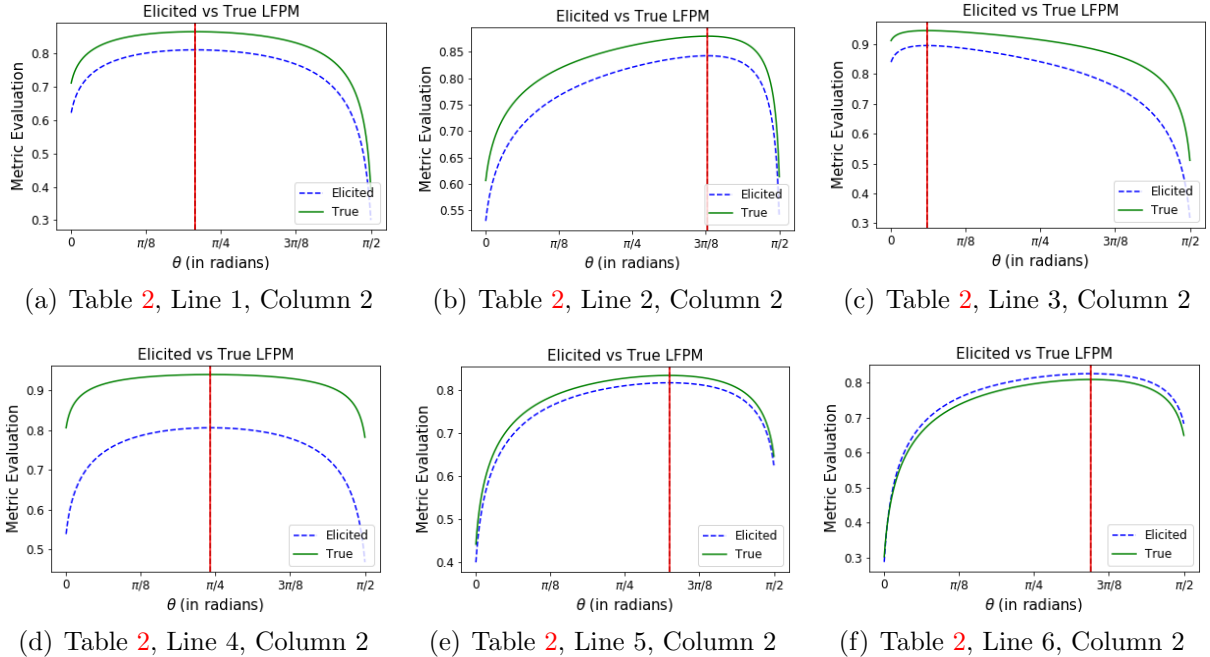


Fig. 4: True and elicited LFPMs for synthetic distribution from Table 2. The solid green curve and the dashed blue curve are the true and the elicited metric, respectively. The solid red and the dashed black vertical lines represent the maximizer of the true metric and the elicited metric, respectively. We see that the elicited LFPMs are constant multiple of the true metrics with the same maximizer (solid red and dashed black vertical lines overlap).

We report our results in Table 3. We see improved elicitation for dataset M , suggesting that ME improves with larger datasets. In particular, for dataset M , we elicit all the metrics within threshold $\epsilon = 0.11$ radians. We also observe that $\epsilon = 0.02$ is an overly tight tolerance for both the datasets leading to many failures. This is because the elicitation routine gets stuck at the closest achievable confusion matrix from finite samples, which need not be optimal within the given (small) tolerance. Furthermore, both of these observations are consistent for both the regularized logistic regression models with regularizer λ .

Next, we discuss the case of LFPM elicitation. We use the same true metrics ϕ^* as described in Section 7.1 and follow the same process for eliciting LFPM, but this time we work with MAGIC dataset. In Table 2 (columns 5, 6, and 7), we present the elicitation results on MAGIC dataset along with the mean α and the standard deviation σ of the ratio of the elicited metric and the true metric. Again, for a better judgment, we show the function evaluation of the true metric and the elicited metric on the selected pairs of $(TP, TN) \in \partial\mathcal{C}_+$ (used for Algorithm 3) in Figure 5, ordered by the parameter θ . Although we do observe that the *argmax* is different in two out of six cases (see Sub-figure (b) and Sub-figure (c)) due to finite sample estimation, elicited LFPMs are almost equivalent to the true metric up to a constant.

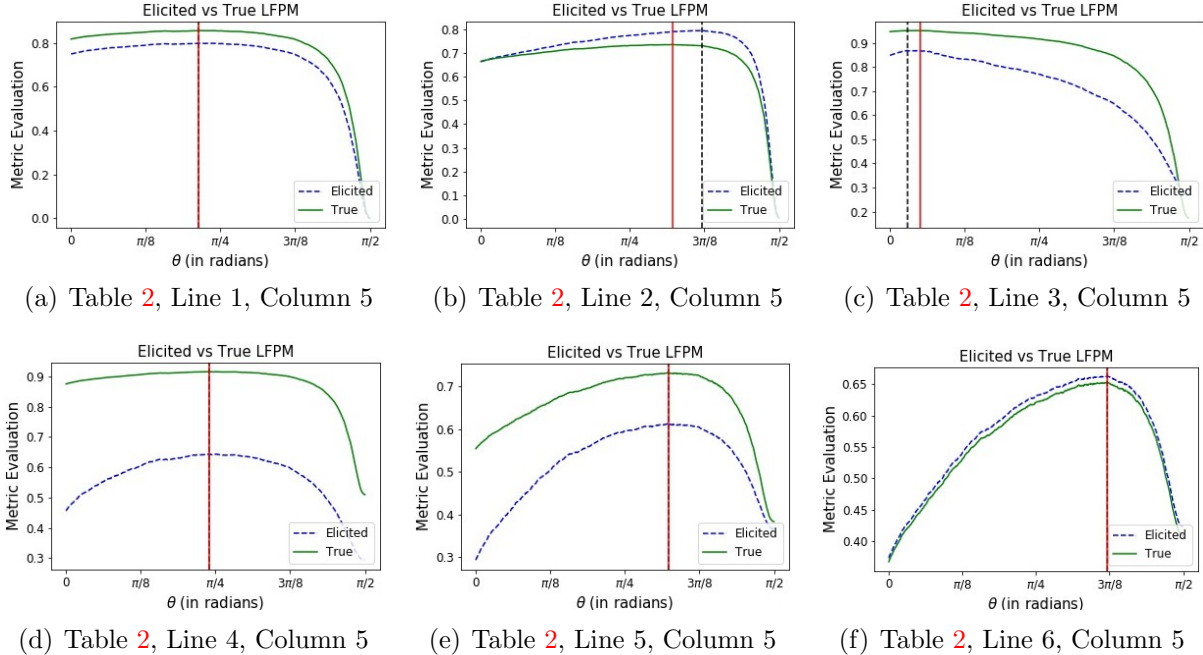


Fig. 5: True and elicited LFPMs for dataset M from Table 2. The solid green curve and the dashed blue curve are the true and the elicited metric, respectively. The solid red and the dashed black vertical lines represent the maximizer of the true metric and the elicited metric, respectively. We see that the elicited LFPMs are constant multiple of the true metrics with almost the same maximizer (solid red and dashed black vertical lines overlap except for two cases).

8 RELATED WORK

Our work may be compared to ranking from pairwise comparisons [28]. However, we note that our results depend on novel geometric ideas on the space of confusion matrices. Thus, instead of a ranking problem, we show that ME in standard models can be reduced to just finding the maximizer (and minimizer) of an unknown function which in turn yields the true metric – resulting in low query complexity. A direct ranking approach adds unnecessary complexity to achieve the same task. Further, in contrast to our approach, most large margin ordinal regression based ranking [11] fail to control which samples are queried. There is another line of work, which actively controls the query samples for ranking, e.g., [12]. However, to our knowledge, this requires that the number of objects is finite and finite dimensional – thus cannot be directly applied to ME without significant modifications, e.g. exploiting confusion matrix properties, as we have. Learning a performance metric which correlates with human preferences has been studied before [13, 18]; however, these studies learn a regression function over some predefined features which is fundamentally different from our problem. Lastly, while [4, 10] address how one might qualitatively choose between metrics, none addresses our central contribution – a principled approach for eliciting the ideal metric from user feedback.

Table 3: LPM elicitation results on real datasets (ϵ in radians). M and BC represent Magic and Breast Cancer dataset, respectively. λ is the regularization parameter in the regularized logistic regression models. The table shows error in terms of the proportion of the number of times when Algorithm 1 (Algorithm 2) failed to recover the true $\mathbf{m}^*(\theta^*)$ within ϵ threshold. The observations made in the main paper are consistent for both the regularized models.

	$\lambda = 10$		$\lambda = 1$	
ϵ	M	BC	M	BC
0.02	0.57	0.79	0.54	0.79
0.05	0.14	0.43	0.36	0.64
0.08	0.07	0.21	0.14	0.57
0.11	0.00	0.07	0.07	0.43

9 CONCLUSION

We conceptualize *metric elicitation* and elicit linear and linear-fractional metrics using preference feedback over pairs of classifiers. We propose provably query efficient and robust algorithms which exploit key properties of the set of confusion matrices. In future, we plan to explore metric elicitation beyond binary classification.

References

- [1] Stéphane Boucheron, Gábor Lugosi, and Pascal Massart. *Concentration inequalities: A nonasymptotic theory of independence*. Oxford university press, 2013.
- [2] Stephen Boyd and Lieven Vandenberghe. *Convex optimization*. Cambridge university press, 2004.
- [3] Darius Braziunas and Craig Boutilier. Minimax regret based elicitation of generalized additive utilities. In *UAI*, pages 25–32, 2007.
- [4] Rich Caruana and Alexandru Niculescu-Mizil. Data mining in metric space: an empirical analysis of supervised learning performance criteria. In *ACM SIGKDD*, pages 69–78. ACM, 2004.
- [5] Thomas H Cormen. *Introduction to algorithms*. MIT press, 2009.
- [6] Pavel Dmitriev and Xian Wu. Measuring metrics. In *CIKM*, 2016.
- [7] F. Doshi-Velez and B. Kim. Towards A Rigorous Science of Interpretable Machine Learning. *ArXiv e-prints:1702.08608*, 2017.
- [8] Jakub Dvořák and Petr Savický. Softening splits in decision trees using simulated annealing. In *International Conference on Adaptive and Natural Computing Algorithms*, pages 721–729. Springer, 2007.

- [9] Charles Elkan. The foundations of cost-sensitive learning. In *International joint conference on artificial intelligence*, volume 17, pages 973–978. Lawrence Erlbaum Associates Ltd, 2001.
- [10] César Ferri, José Hernández-Orallo, and R Modroiu. An experimental comparison of performance measures for classification. *Pattern Recognition Letters*, 30(1):27–38, 2009.
- [11] Ralf Herbrich. Large margin rank boundaries for ordinal regression. In *Advances in large margin classifiers*, pages 115–132. The MIT Press, 2000.
- [12] Kevin G Jamieson and Robert Nowak. Active ranking using pairwise comparisons. In *NIPS*, pages 2240–2248, 2011.
- [13] Frederik Janssen and Johannes Furnkranz. On meta-learning rule learning heuristics. In *ICDM*, pages 529–534. IEEE, 2007.
- [14] Oluwasanmi O Koyejo, Nagarajan Natarajan, Pradeep K Ravikumar, and Inderjit S Dhillon. Consistent binary classification with generalized performance metrics. In *NIPS*, pages 2744–2752, 2014.
- [15] Oluwasanmi O Koyejo, Nagarajan Natarajan, Pradeep K Ravikumar, and Inderjit S Dhillon. Consistent multilabel classification. In *NIPS*, pages 3321–3329, 2015.
- [16] Andreu Mas-Colell. The recoverability of consumers’ preferences from market demand behavior. *Econometrica: Journal of the Econometric Society*, pages 1409–1430, 1977.
- [17] Harikrishna Narasimhan, Harish Ramaswamy, Aadirupa Saha, and Shivani Agarwal. Consistent multiclass algorithms for complex performance measures. In *ICML*, pages 2398–2407, 2015.
- [18] Maxime Peyrard, Teresa Botschen, and Iryna Gurevych. Learning to score system summaries for better content selection evaluation. In *Proceedings of the Workshop on New Frontiers in Summarization*, pages 74–84, 2017.
- [19] Buyue Qian, Xiang Wang, Fei Wang, Hongfei Li, Jieping Ye, and Ian Davidson. Active learning from relative queries. In *IJCAI*, pages 1614–1620, 2013.
- [20] Marco Tulio Ribeiro, Sameer Singh, and Carlos Guestrin. Why should i trust you?: Explaining the predictions of any classifier. In *ACM SIGKDD*, pages 1135–1144. ACM, 2016.
- [21] Paul A Samuelson. A note on the pure theory of consumer’s behaviour. *Economica*, 5(17):61–71, 1938.
- [22] Marina Sokolova and Guy Lapalme. A systematic analysis of performance measures for classification tasks. *Information Processing & Management*, 45(4):427–437, 2009.
- [23] Harold C Sox. *Medical decision making*. ACP Press, 1988.

- [24] Ingo Steinwart. How to compare different loss functions and their risks. *Constructive Approximation*, 26(2):225–287, 2007.
- [25] W Nick Street, William H Wolberg, and Olvi L Mangasarian. Nuclear feature extraction for breast tumor diagnosis. In *Biomedical Image Processing and Biomedical Visualization*, volume 1905, pages 861–871. International Society for Optics and Photonics, 1993.
- [26] Giordano Tamburrelli and Alessandro Margara. Towards automated *A/B* testing. In *International Symposium on Search Based Software Engineering*, pages 184–198. Springer, 2014.
- [27] Hal R. Varian. *Revealed preference*. In *Samuelsonian Economics and the 21st Century* by M. Szenberg and L. Ramrattand and A. A. Gottesman (editors). Oxford University Press, 2005.
- [28] Fabian Wauthier, Michael Jordan, and Nebojsa Jojic. Efficient ranking from pairwise comparisons. In *ICML*, pages 109–117, 2013.

Appendices

A Visualizing the Set of Confusion Matrices

To clarify the geometry of the feasible set, we visualize one instance of the set of confusion matrices \mathcal{C} using the dual representation of the supporting hyperplanes. This contains the following steps.

1. *Population Model:* We assume a joint probability for $\mathcal{X} = [-1, 1]$ and $\mathcal{Y} = \{0, 1\}$ given by

$$f_X = \mathbb{U}[-1, 1] \quad \text{and} \quad \eta(x) = \frac{1}{1 + e^{ax}}, \quad (12)$$

where $\mathbb{U}[-1, 1]$ is the uniform distribution on $[-1, 1]$ and $a > 0$ is a parameter controlling the degree of noise in the labels. If a is large, then with high probability, the true label is 1 on $[-1, 0]$ and 0 on $[0, 1]$. On the contrary, if a is small, then there are no separable regions and the classes are mixed in $[-1, 1]$.

Furthermore, the integral $\int_{-1}^1 \frac{1}{1+e^{ax}} dx = 1$ for $a \in \mathbb{R}$ implying $\mathbb{P}(Y = 1) = \zeta = \frac{1}{2} \forall a \in \mathbb{R}$.

2. *Generate Hyperplanes:* Take $\theta \in [0, 2\pi]$ and set $\mathbf{m} = (m_{11}, m_{00}) = (\cos \theta, \sin \theta)$. Let us denote x' as the point where the probability of positive class $\eta(x)$ is equal to the optimal threshold of Proposition 1. Solving for x in the equation $1/(1 + e^{ax}) = m_{00}/(m_{00} + m_{11})$ gives us

$$x' = \Pi_{[-1,1]} \left\{ \frac{1}{a} \ln \left(\frac{m_{11}}{m_{00}} \right) \right\}, \quad (13)$$

where $\Pi_{[-1,1]} \{z\}$ is the projection of z on the interval $[-1, 1]$. If $m_{11} + m_{00} \geq 0$, then the Bayes classifier \bar{h} predicts class 1 on the region $[-1, x']$ and 0 on the remaining region. If $m_{11} + m_{00} < 0$, \bar{h} does the opposite. Using the fact that $Y|X$ and $\bar{h}|X$ are independent, we have that

(a) if $m_{11} + m_{00} \geq 0$, then

$$\overline{TP}_{\mathbf{m}} = \frac{1}{2} \int_{-1}^{x'} \frac{1}{1+e^{ax}} dx, \quad \overline{TN}_{\mathbf{m}} = \frac{1}{2} \int_{x'}^1 \frac{e^{ax}}{1+e^{ax}} dx.$$

(b) if $m_{11} + m_{00} < 0$, then

$$\overline{TP}_{\mathbf{m}} = \frac{1}{2} \int_{x'}^1 \frac{1}{1+e^{ax}} dx, \quad \overline{TN}_{\mathbf{m}} = \frac{1}{2} \int_{-1}^{x'} \frac{e^{ax}}{1+e^{ax}} dx.$$

Now, we can obtain the hyperplane as defined in (8) for each θ . We sample around thousand $\theta's \in [0, 2\pi]$ randomly, obtain the hyperplanes following the above process, and plot them.

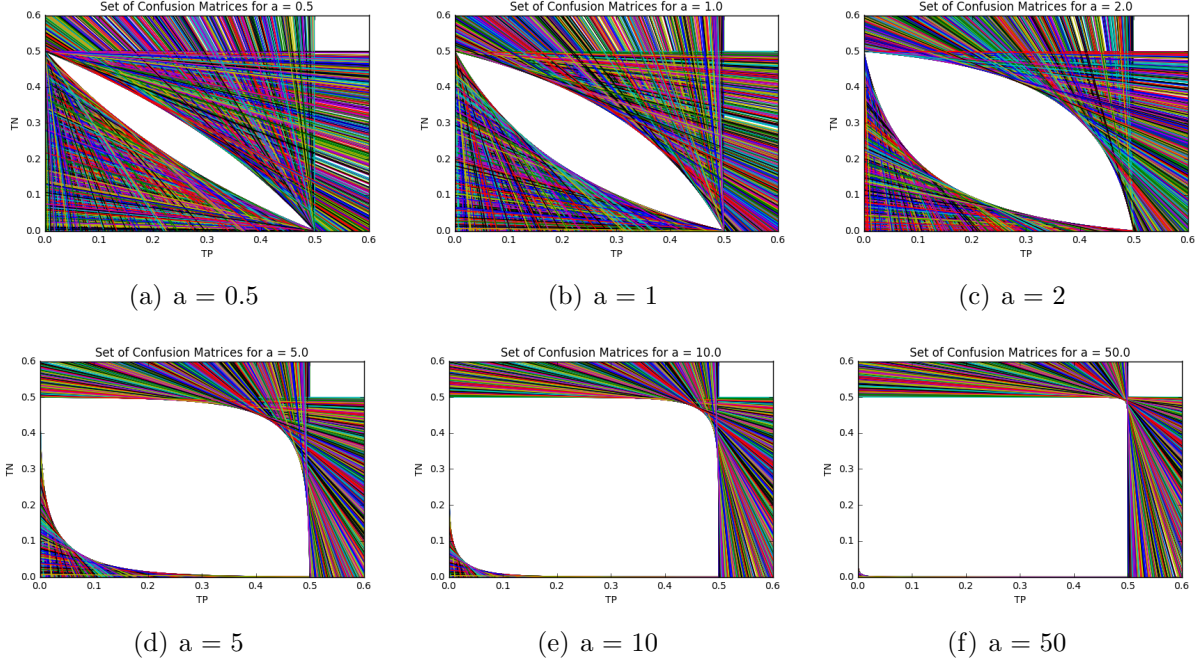


Fig. 6: Supporting hyperplanes and associated set of feasible confusion matrices for exponential model (12) with $a = 0.5, 1, 2, 5, 10$ and 50 . The middle white region is \mathcal{C} : the intersection of half-spaces associated with its supporting hyperplanes.

The sets of feasible confusion matrices \mathcal{C} 's for $a = 0.5, 1, 2, 5, 10$, and 50 are shown in Figure 6. The middle white region is \mathcal{C} : the intersection of the half-spaces associated with its supporting hyperplanes. The curve on the right corresponds to the confusion matrices on the upper boundary $\partial\mathcal{C}_+$. Similarly, the curve on the left corresponds to the confusion matrices on the lower boundary $\partial\mathcal{C}_-$. Points $(\zeta, 0) = (\frac{1}{2}, 0)$ and $(0, 1 - \zeta) = (0, \frac{1}{2})$ are the two vertices. The geometry is 180° rotationally symmetric around the point $(\frac{1}{4}, \frac{1}{4})$.

Notice that as we increase the separability of the two classes via a , all the points in $[0, \zeta] \times [0, 1 - \zeta]$ becomes feasible. In other words, if the data is completely separable, then the corners on the top-right and the bottom left are achievable. If the data is ‘inseparable’, then the feasible set contains only the diagonal line joining $(0, \frac{1}{2})$ and $(\frac{1}{2}, 0)$, which passes through $(\frac{1}{4}, \frac{1}{4})$.

B Proofs

Lemma 4. *The feasible set of confusion matrices \mathcal{C} has the following properties:*

- (i). For all $(TP, TN) \in \mathcal{C}$, $0 \leq TP \leq \zeta$, and $0 \leq TN \leq 1 - \zeta$.
- (ii). $(\zeta, 0) \in \mathcal{C}$ and $(0, 1 - \zeta) \in \mathcal{C}$.
- (iii). For all $(TP, TN) \in \mathcal{C}$, $(\zeta - TP, 1 - \zeta - TN) \in \mathcal{C}$.

(iv). \mathcal{C} is convex.

(v). \mathcal{C} has a supporting hyperplane associated to every normal vector.

(vi). Any supporting hyperplane with positive slope is tangent to \mathcal{C} at $(0, 1 - \zeta)$ or $(\zeta, 0)$.

Proof. We prove the statements as follows:

- (i). $0 \leq \mathbb{P}[h = Y = 1] \leq \mathbb{P}[Y = 1] = \zeta$, and similarly, $0 \leq \mathbb{P}[h = Y = 0] \leq \mathbb{P}[Y = 0] = 1 - \zeta$.
- (ii). If h is the trivial classifier which always predicts 1, then $TP(h) = \mathbb{P}[h = Y = 1] = \mathbb{P}[Y = 1] = \zeta$, and $TN(h) = 0$. This means that $(\zeta, 0) \in \mathcal{C}$. Similarly, if h is the classifier which always predicts 0, then $TP(h) = \mathbb{P}[h = Y = 1] = 0$, and $TN(h) = \mathbb{P}[h = Y = 0] = \mathbb{P}[Y = 0] = 1 - \zeta$. Therefore, $(0, 1 - \zeta) \in \mathcal{C}$.
- (iii). Let h be a classifier such that $TP(h) = TP$, $TN(h) = TN$. Now, consider the classifier $1 - h$ (which predicts exactly the opposite of h). We have that

$$\begin{aligned} TP(1 - h) &= \mathbb{P}[(1 - h) = Y = 1] \\ &= \mathbb{P}[Y = 1] - \mathbb{P}[h = Y = 1] \\ &= \zeta - TP(h). \end{aligned}$$

A similar argument gives

$$TN(1 - h) = 1 - \zeta - TN(h).$$

- (iv). Consider any two confusion matrices $(TP_1, TN_1), (TP_2, TN_2) \in \mathcal{C}$, attained by the classifiers $h_1, h_2 \in \mathcal{H}$, respectively. Let $0 \leq \lambda \leq 1$. Define a classifier h' which predicts the output from the classifier h_1 with probability λ and predicts the output of the classifier h_2 with probability $1 - \lambda$. Then,

$$\begin{aligned} TP(h') &= \mathbb{P}[h' = Y = 1] \\ &= \mathbb{P}[h_1 = Y = 1 | h = h_1] \mathbb{P}[h = h_1] \\ &\quad + \mathbb{P}[h_2 = Y = 1 | h = h_2] \mathbb{P}[h = h_2] \\ &= \lambda TP(h_1) + (1 - \lambda) TP(h_2). \end{aligned}$$

A similar argument gives the convex combination for TN . Thus, $\lambda(TP(h_1), TN(h_1)) + (1 - \lambda)(TP(h_2), TN(h_2)) \in \mathcal{C}$ and hence, \mathcal{C} is convex.

- (v). This follows from convexity (iv) and boundedness (i).
- (vi). For any bounded, convex region in $[0, \zeta] \times [0, 1 - \zeta]$ which contains the points $(0, \zeta)$ and $(0, 1 - \zeta)$, it is true that any positively sloped supporting hyperplane will be tangent to $(0, \zeta)$ or $(0, 1 - \zeta)$.

□

Lemma 5. *The boundary of \mathcal{C} is exactly the confusion matrices of estimators of the form $\lambda \mathbf{1}[\eta(x) \geq t] + (1 - \lambda) \mathbf{1}[\eta(x) > t]$ and $\lambda \mathbf{1}[\eta(x) < t] + (1 - \lambda) \mathbf{1}[\eta(x) \leq t]$ for some $\lambda, t \in [0, 1]$.*

Proof. To prove that the boundary is attained by estimators of these forms, consider solving the problem under the constraint $\mathbb{P}[h = 1] = c$. We have $\mathbb{P}[h = 1] = TP + FP$, and $\zeta = \mathbb{P}[Y = 1] = TP + FN$, so we get

$$TP - TN = c + \zeta - TP - TN - FP - FN = c + \zeta - 1,$$

which is a constant. Note that no confusion matrix has two values of $TP - TN$. This effectively partitions \mathcal{C} , since all confusion matrices are attained by varying c from 0 to 1. Furthermore, since $A := TN = TP - c - \zeta + 1$ is an affine space (a line in tp-tn coordinate system), $\mathcal{C} \cap A$ has at least one endpoint, because A would pass through the box $[\zeta, 0] \times [0, 1 - \zeta]$ and has at most two endpoints due to convexity and boundedness of \mathcal{C} . Since A is a line with positive slope, $\mathcal{C} \cap A$ is a single point only when A is tangent to \mathcal{C} at $(0, 1 - \zeta)$ or $(\zeta, 0)$, from Lemma 4, part (vi).

Since the affine space A has positive slope, we claim that the two endpoints are attained by maximizing or minimizing $TP(h)$ subject to $\Pr[h = 1] = c$. It remains to show that this happens for estimators of the form $h_{t+}^\lambda := \lambda \mathbf{1}[\eta(x) \geq t] + (1 - \lambda) \mathbf{1}[\eta(x) > t]$ and $h_{t-}^\lambda := \lambda \mathbf{1}[\eta(x) < t] + (1 - \lambda) \mathbf{1}[\eta(x) \leq t]$, respectively.

Let h be any estimator, and recall

$$TP(h) := \int_{\mathcal{X}} \eta(x) \mathbb{P}[h = 1 | X = x] df_X.$$

It should be clear that under a constraint $\mathbb{P}[h = 1] = c$, the optimal choice of h puts all the weight onto the larger values of η . One can begin by classifying those X into the positive class where $n(X)$ is maximum, until one exhausts the budget of c . Let t be such that $\mathbb{P}[h_{t+}^0 = 1] \leq c \leq \mathbb{P}[h_{t+}^1 = 1]$, and let $\lambda \in [0, 1]$ be chosen such that $\mathbb{P}[h_{t+}^\lambda = 1] = c$, then h_{t+}^λ must maximize $TP(h)$ subject to $\mathbb{P}[h = 1] = c$.

A similar argument shows that all TP-minimizing boundary points are attained by the h_{t-} 's. \square

Remark 1. *Under Assumption 1, $\mathbf{1}[\eta(x) > t] = \mathbf{1}[\eta(x) \geq t]$ and $\mathbf{1}[\eta(x) < t] = \mathbf{1}[\eta(x) \leq t]$. Thus, the boundary of \mathcal{C} is the confusion matrices of estimators of the form $\mathbf{1}[\eta(x) \geq t]$ and $\mathbf{1}[\eta(x) \leq t]$ for some $t \in [0, 1]$.*

Proof of Proposition 1. “Let $\phi \in \varphi_{LPM}$, then

$$\bar{h}(x) = \left\{ \begin{array}{ll} \mathbf{1}[\eta(x) \geq \frac{m_{00}}{m_{11} + m_{00}}], & m_{11} + m_{00} \geq 0 \\ \mathbf{1}[\frac{m_{00}}{m_{11} + m_{00}} \geq \eta(x)], & o.w. \end{array} \right\}$$

is a Bayes optimal classifier w.r.t ϕ . Further, the inverse Bayes classifier is given by $\underline{h} = 1 - \bar{h}$.”

Note, we are maximizing a linear function on a convex set. There are 6 cases to consider:

1. If the signs of m_{11} and m_{00} differ, the maximum is attained either at $(0, 1 - \zeta)$ or $(\zeta, 0)$, as per Lemma 4, part (vi). Which of the two is optimum depends on whether $|m_{11}| \geq |m_{00}|$, i.e. on the sign of $m_{11} + m_{00}$. It should be easy to check that in all 4 possible cases, the statement holds, noting that in all 4 cases, $0 \leq m_{00}/(m_{11} + m_{00}) \leq 1$.
2. If $m_{11}, m_{00} \geq 0$, then the maximum is attained on $\partial\mathcal{C}_+$, and the proof below gives the desired result.

We know, from Lemma 5, that \bar{h} must be of the form $\mathbb{1}[\eta(x) \geq t]$ for some t . It suffices to find t . Thus, we wish to maximize $m_{11}TP(h_t) + m_{00}TN(h_t)$. Now, let $Z := \eta(X)$ be the random variable obtained by evaluating η at random X . Under Assumption 1, $df_X = df_Z$ and we have that

$$TP(h_t) = \int_{x:\eta(x) \geq t} \eta(x) df_X = \int_t^1 z df_Z$$

Similarly, $TN(h_t) = \int_0^t (1 - z) df_Z$. Therefore,

$$\begin{aligned} \frac{\partial}{\partial t} (m_{11}TP(h_t) + m_{00}TN(h_t)) \\ = -m_{11}t f_Z(t) + m_{00}(1 - t) f_Z(t). \end{aligned}$$

So, the critical point is attained at $t = m_{00}/(m_{11} + m_{00})$, as desired. A similar argument gives the converse result for $m_{11} + m_{00} < 0$.

3. if $m_{11}, m_{00} < 0$, then the maximum is attained on $\partial\mathcal{C}_-$, and an argument identical to the proof above gives the desired result.

□

Proof of Proposition 2. “The set of confusion matrices \mathcal{C} is convex, closed, contained in the rectangle $[0, \zeta] \times [0, 1 - \zeta]$ (bounded), and 180° rotationally symmetric around the center-point $(\frac{\zeta}{2}, \frac{1-\zeta}{2})$. Under Assumption 1, $(0, 1 - \zeta)$ and $(\zeta, 0)$ are the only vertices of \mathcal{C} , and \mathcal{C} is strictly convex. Thus, any supporting hyperplane of \mathcal{C} is tangent at only one point.”

That \mathcal{C} is convex and bounded is already proven in Lemma 4. To see that \mathcal{C} is closed, note that, from Lemma 5, every boundary point is attained. From Lemma 4, part (iii), it follows that \mathcal{C} is 180° rotationally symmetric around the point $(\frac{\zeta}{2}, \frac{1-\zeta}{2})$.

Further, recall every boundary point of \mathcal{C} can be attained by a thresholding estimator. By the discussion in Section 3, every boundary point is the optimal classifier for some linear performance metric, and the vector defining this linear metric is exactly the normal vector of the supporting hyperplane at the boundary point.

A vertex exists if (and only if) some point is supported by more than one tangent hyperplane in two dimensional space. This means it is optimal for more than one linear metric. Clearly, all the hyperplanes corresponding to the slope of the metrics where m_{11} and m_{00} are of opposite sign (i.e. hyperplanes with positive slope) support either $(\zeta, 0)$ or $(0, 1 - \zeta)$. So, there are at least two supporting hyperplanes at these points, which make them the vertices. Now, it remains to show that there are no other vertices for the set \mathcal{C} .

Now consider the case when the slopes of the hyperplanes are negative, i.e. m_{11} and m_{00} have the same sign for the corresponding linear metrics. We know from Proposition 1 that optimal classifiers for linear metrics are threshold classifiers. Therefore there exist more than one threshold classifier of the form $h_t = \mathbf{1}[\eta(x) \geq t]$ with the same confusion matrix. Let's call them h_{t_1} and h_{t_2} for the two thresholds $t_1, t_2 \in [0, 1]$. This means that $\int_{x:\eta(x) \geq t_1} \eta(x) df_X = \int_{x:\eta(x) \geq t_2} \eta(x) df_X$. Hence, there are multiple values of η which are never attained! This contradicts that g is strictly decreasing. Therefore, there are no vertices other than $(\zeta, 0)$ or $(0, 1 - \zeta)$ in \mathcal{C} .

Now, we show that no supporting hyperplane is tangent at multiple points (i.e., there no flat regions on the boundary). If suppose there is a hyperplane which supports two points on the boundary. Then there exist two threshold classifiers with arbitrarily close threshold values, but confusion matrices that are well-separated. Therefore, there must exist some value of η which exists with non-zero probability, contradicting the continuity of g . By the discussion above, we conclude that under Assumption 1, every supporting hyperplane to the convex set \mathcal{C} is tangent to only one point. This makes the set \mathcal{C} strictly convex. \square

Proof of Lemma 1. “Let $\rho^+ : [0, 1] \rightarrow \partial\mathcal{C}_+$, $\rho^- : [0, 1] \rightarrow \partial\mathcal{C}_-$ be continuous, bijective, parametrizations of the upper and lower boundary, respectively. Let $\phi : \mathcal{C} \rightarrow \mathbb{R}$ be a quasiconcave function, and $\psi : \mathcal{C} \rightarrow \mathbb{R}$ be a quasiconvex function, which are monotone increasing in both TP and TN. Then the composition $\phi \circ \rho^+ : [0, 1] \rightarrow \mathbb{R}$ is quasiconcave (and therefore unimodal) on the interval $[0, 1]$, and $\psi \circ \rho^- : [0, 1] \rightarrow \mathbb{R}$ is quasiconvex (and therefore unimodal) on the interval $[0, 1]$.”

We will prove the result for $\phi \circ \rho^+$ on $\partial\mathcal{C}^+$, and the argument for $\psi \circ \rho^-$ on $\partial\mathcal{C}^-$ is essentially the same. For simplicity, we drop the + symbols in the notation. Recall that a function is quasiconcave if and only if its superlevel sets are convex.

It is given that ϕ is quasiconcave. Let S be some superlevel set of ϕ . We first want to show that for any $r < s < t$, if $\rho(r) \in S$ and $\rho(t) \in S$, then $\rho(s) \in S$. Since ρ is a continuous bijection, due to the geometry of \mathcal{C} (Lemma 4 and Proposition 2), we must have — without loss of generality — $TP(\rho(r)) < TP(\rho(s)) < TP(\rho(t))$, and $TN(\rho(r)) > TN(\rho(s)) > TN(\rho(t))$. (otherwise swap r and t). Since the set \mathcal{C} is strictly convex and the image of ρ is $\partial\mathcal{C}$, then $\rho(s)$ must dominate (component-wise) a point in the convex combination of $\rho(r)$ and $\rho(t)$. Say that point is z . Since ϕ is monotone increasing, then $x \in S \implies y \in S$ for all $y \geq x$ componentwise. Therefore, $\phi(\rho(s)) \geq \phi(z)$. Since, S is convex, $z \in S$ and, due to the argument above, $\rho(s) \in S$.

This implies that $\rho^{-1}(\partial\mathcal{C} \cap S)$ is an interval, and is therefore convex. Thus, the superlevel sets of $\phi \circ \rho$ are convex, so it is quasiconcave, as desired. This implies unimodality as a function over the real line which has more than one local maximum can not be quasiconcave (consider the super-level set for some value slightly less than the lowest of the two peaks). \square

Proof of Proposition 3. “Sufficient conditions for $\phi \in \varphi_{LFPM}$ to be bounded in $[0, 1]$ and simultaneously monotonically increasing in TP and TN are: $p_{11}, p_{00} \geq 0$, $p_{11} \geq q_{11}$, $p_{00} \geq q_{00}$,

$q_0 = (p_{11} - q_{11})\zeta + (p_{00} - q_{00})(1 - \zeta) + p_0$, $p_0 = 0$, and $p_{11} + p_{00} = 1$ (Conditions in Assumption 2). WLOG, we can take both the numerator and denominator to be positive.”

For this proof, we denote TP and TN as C_{11} and C_{00} , respectively. Let us take a linear-fractional metric

$$\phi(C) = \frac{p_{11}C_{11} + p_{00}C_{00} + p_0}{q_{11}C_{11} + q_{00}C_{00} + q_0} \quad (14)$$

where $p_{11}, q_{11}, p_{00}, q_{00}$ are not zero simultaneously. We want $\phi(C)$ to be monotonic in TP , TN and bounded. If for any $C \in \mathcal{C}$, $\phi(C) < 0$, we can add a large positive constant such that $\phi(C) \geq 0$, and still the metric would remain linear fractional. So, it is sufficient to assume $\phi(C) \geq 0$. Furthermore, boundedness of ϕ implies $\phi(C) \in [0, D]$, for some $\mathbb{R} \ni D \geq 0$. Therefore, we may divide $\phi(C)$ by D so that $\phi(C) \in [0, 1]$ for all $C \in \mathcal{C}$. Still, the metric is linear fractional and $\phi(C) \in [0, 1]$.

Taking derivative of $\phi(C)$ w.r.t. C_{11} .

$$\begin{aligned} \frac{\partial \phi(C)}{\partial C_{11}} &= \frac{p_{11}}{q_{11}C_{11} + q_{00}C_{00} + q_0} \\ &\quad - \frac{q_{11}(p_{11}C_{11} + p_{00}C_{00} + p_0)}{(q_{11}C_{11} + q_{00}C_{00} + q_0)^2} \geq 0 \\ &\Rightarrow p_{11}(q_{11}C_{11} + q_{00}C_{00} + q_0) \geq q_{11}(p_{11}C_{11} + p_{00}C_{00} + p_0) \end{aligned}$$

If denominator is positive then the numerator is positive as well.

- Case 1: The denominator $q_{11}C_{11} + q_{00}C_{00} + q_0 \geq 0$.

– Case (a) $q_{11} > 0$.

$$\begin{aligned} &\Rightarrow p_{11} \geq q_{11}\phi(C) \\ &\Rightarrow p_{11} \geq q_{11} \sup_{C \in \mathcal{C}} \phi(C) \\ &\Rightarrow p_{11} \geq q_{11}\bar{\tau} \quad (\text{Necessary Condition}) \end{aligned}$$

We are considering sufficient condition, which means $\bar{\tau}$ can vary from $[0, 1]$. Hence, a sufficient condition for monotonicity in C_{11} is $p_{11} \geq q_{11}$. Furthermore, $p_{11} \geq 0$ as well.

– Case (b) $q_{11} < 0$.

$$\Rightarrow p_{11} \geq q_{11}\bar{\tau}$$

Since $q_{11} < 0$ and $\bar{\tau} \in [0, 1]$, sufficient condition is $p_{11} \geq 0$. So, in this case as well we have that

$$p_{11} \geq q_{11}, p_{11} \geq 0.$$

– Case(c) $q_{11} = 0$.

$$\Rightarrow p_{11} \geq 0$$

We again have $p_{11} \geq q_{11}$ and $p_{11} \geq 0$ as sufficient conditions.

A similar case holds for C_{00} , implying $p_{00} \geq q_{00}$ and $p_{00} \geq 0$.

- Case 2: The denominator $q_{11}C_{11} + q_{00}C_{00} + q_0$ is negative.

$$p_{11} \leq q_{11} \left(\frac{p_{11}C_{11} + p_{00}C_{00} + p_0}{q_{11}C_{11} + q_{00}C_{00} + q_0} \right)$$

$$\Rightarrow p_{11} \leq q_{11}\bar{\tau}$$

- Case(a) If $q_{11} > 0$. So, we have $p_{11} \leq q_{11}$ and $p_{11} \leq 0$ as sufficient condition.
 - Case(b) If $q_{11} < 0$, $\Rightarrow p_{11} \leq q_{11}$. So, we have $q_{11} < 0$, $\Rightarrow p_{11} < 0$ as sufficient condition.
 - Case(c) If $q_{11} = 0$, $\Rightarrow p_{11} \leq 0$ and $p_{11} \leq q_{11}$ as sufficient condition.
- So in all the cases we have that

$$p_{11} \leq q_{11} \text{ and } p_{11} \leq 0$$

as the sufficient conditions. A similar case holds for C_{00} resulting in $p_{00} \leq q_{00}$ and $p_{00} \leq 0$.

Suppose the points where denominator is positive is $\mathcal{C}^+ \subseteq \mathcal{C}$. Suppose the points where denominator is negative is $\mathcal{C}^- \subseteq \mathcal{C}$. For gradient to be non-negative at points belonging to \mathcal{C}^+ , the sufficient condition is

$$p_{11} \geq q_{11} \text{ and } p_{11} \geq 0$$

$$p_{00} \geq q_{00} \text{ and } p_{00} \geq 0$$

For gradient to be non-negative at points belonging to \mathcal{C}^- , the sufficient condition is

$$p_{11} \leq q_{11} \text{ and } p_{11} \leq 0$$

$$p_{00} \leq q_{00} \text{ and } p_{00} \leq 0$$

If \mathcal{C}_+ and \mathcal{C}_- are not empty sets, then the gradient is non-negative only when $p_{11}, p_{00} = 0$ and $q_{11}, q_{00} = 0$. This is not possible by the definition described in (14). Hence, one of \mathcal{C}_+ or \mathcal{C}_- should be empty. WLOG, we assume \mathcal{C}_- is empty and conclude that $\mathcal{C}_+ = \mathcal{C}$.

An immediate consequence of this is, WLOG, we can take both the numerator and the denominator to be positive, and the sufficient conditions for monotonicity are as follows:

$$p_{11} \geq q_{11} \text{ and } p_{11} \geq 0$$

$$p_{00} \geq q_{00} \text{ and } p_{00} \geq 0$$

Now, let us take a point in the feasible space $(\zeta, 0)$. We know that

$$\begin{aligned} \phi((\zeta, 0)) &= \frac{p_{11}\zeta + p_0}{q_{11}\zeta + q_0} \leq \bar{\tau} \\ &\Rightarrow p_{11}\zeta + p_0 \leq \bar{\tau}(q_{11}\zeta + q_0) \\ &\Rightarrow (p_{11} - \bar{\tau}q_{11})\zeta + (p_0 - \bar{\tau}q_0) \leq 0 \\ &\Rightarrow (p_0 - \bar{\tau}q_0) \leq - \underbrace{(p_{11} - \bar{\tau}q_{11})}_{\text{positive}} \underbrace{\zeta}_{\text{positive}} \\ &\Rightarrow (p_0 - \bar{\tau}q_0) \leq 0. \end{aligned} \tag{15}$$

Metric being bounded in $[0, 1]$ gives us

$$\begin{aligned} \frac{p_{11}C_{11} + p_{00}C_{00} + p_0}{q_{11}C_{11} + q_{00}C_{00} + q_0} &\leq 1 \\ \Rightarrow p_{11}C_{11} + p_{00}C_{00} + p_0 &\leq q_{11}C_{11} + q_{00}C_{00} + q_0 \\ \Rightarrow q_0 &\geq (p_{11} - q_{11})c_{11} + (p_{00} - q_{00})c_{00} + p_0 \quad \forall C \in \mathcal{C}. \end{aligned}$$

Hence, a sufficient condition is

$$q_0 = (p_{11} - q_{11})\zeta + (p_{00} - q_{00})(1 - \zeta) + p_0.$$

Equation (15), which we derived from monotonicity, implies that

- Case (a) $q_0 \geq 0, \Rightarrow p_0 \leq 0$ as a sufficient condition.
- Case (b) $q_0 \leq 0, \Rightarrow p_0 \leq q_0 \leq 0$ as a sufficient condition.

Since the numerator is positive for all $C \in \mathcal{C}$ and $p_{11}, p_{00} \geq 0$, a sufficient condition for p_0 is $p_0 = 0$.

Finally, a monotonic, bounded in $[0, 1]$, linear fractional metric is defined by

$$\phi(C) = \frac{p_{11}c_{11} + p_{00}c_{00} + p_0}{q_{11}c_{11} + q_{00}c_{00} + q_0},$$

where $p_{11} \geq q_{11}, p_{11} \geq 0, p_{00} \geq q_{00}, p_{00} \geq 0, q_0 = (p_{11} - q_{11})\zeta + (p_{00} - q_{00})(1 - \zeta) + p_0, p_0 = 0$, and p_{11}, q_{11}, p_{00} , and q_{00} are not simulataneously zero. Further, we can divide the numerator and denominator with $p_{11} + p_{00}$ without changing the metric ϕ and the above sufficient conditions. Therefore, for elicitation purposes, we can take $p_{11} + p_{00} = 1$. \square

Proof of Proposition 4. “Under Assumption 2, knowing p'_{11} solves the system of equations (9) as follows:

$$\begin{aligned} p'_{00} &= 1 - p'_{11}, \quad q'_0 = \bar{C}_0 \frac{P'}{Q'}, \\ q'_{11} &= (p'_{11} - \bar{m}_{11}) \frac{P'}{Q'}, \quad q'_{00} = (p'_{00} - \bar{m}_{00}) \frac{P'}{Q'}, \end{aligned} \tag{16}$$

where $P' = p'_{11}\zeta + p'_{00}(1 - \zeta)$ and $Q' = P' + \bar{C}_0 - \bar{m}_{11}\zeta - \bar{m}_{00}(1 - \zeta)$. Thus, it elicits the LFPM.”

For this proof as well, we use $TP = C_{11}$ and $TN = C_{00}$. Since the linear fractional matrix is monotonically increasing in C_{11} and C_{00} , it is maximized at the upper boundary $\partial\mathcal{C}_+$. Hence $m_{11} \geq 0$ and $m_{00} \geq 0$. So, after running Algorithm 1, we get a hyperplane such that

$$\begin{aligned} p_{11} - \tau q_{11} &= \alpha m_{11}, \quad p_{00} - \tau q_{00} = \alpha m_{00}, \\ p_0 - \tau q_0 &= -\alpha \underbrace{(m_{11}C_{11}^* + m_{00}C_{00}^*)}_{=: C_0}. \end{aligned} \tag{17}$$

Since $p_{11} - \bar{\tau}q_{11} \geq 0$ and $m_{11} \geq 0$, $\Rightarrow \alpha \geq 0$. As discussed in the main paper, we avoid the case when $\alpha = 0$. Therefore, we have that $\alpha > 0$.

Equation (17) implies that

$$\begin{aligned} \frac{p_{11}}{\alpha} - \frac{\tau q_{11}}{\alpha} &= m_{11}, & \frac{p_{00}}{\alpha} - \frac{\tau q_{00}}{\alpha} &= m_{00}, \\ \frac{p_0}{\alpha} - \frac{\tau q_0}{\alpha} &= -C_0. \end{aligned}$$

Assume $p'_{11} = \frac{p_{11}}{\alpha}$, $p'_{00} = \frac{p_{00}}{\alpha}$, $q'_{11} = \frac{q_{11}}{\alpha}$, $q'_{00} = \frac{q_{00}}{\alpha}$, $p'_0 = \frac{p_0}{\alpha}$, $q'_0 = \frac{q_0}{\alpha}$. Then, the above system of equations turns into

$$\begin{aligned} p'_{11} - \bar{\tau}q'_{11} &= m_{11}, & p'_{00} - \bar{\tau}q'_{00} &= m_{00}, \\ p'_0 - \bar{\tau}q'_0 &= -C_0. \end{aligned}$$

A ϕ' metric defined by the $p'_{11}, p'_{00}, q'_{11}, q'_{00}, q'_0$ is monotonic, bounded in $[0, 1]$, and satisfies all the sufficient conditions of Assumptions 2, i.e.,

$$\begin{aligned} p'_{11} &\geq q'_{11}, & p'_{00} &\geq q'_{00}, & p'_{11} &\geq 0, & p'_{00} &\geq 0, \\ q'_0 &= (p'_{11} - q'_{11})\pi + (p'_{00} - q'_{00})\pi + p'_0, & p'_0 &= 0. \end{aligned}$$

As discussed in the main paper, solving the above system does not harm the elicitation task. For simplicity, replacing the “'” notation with the normal one, we have that

$$\begin{aligned} p_{11} - \bar{\tau}q_{11} &= m_{11}, & p_{00} - \bar{\tau}q_{00} &= m_{00}, \\ p_0 - \bar{\tau}q_0 &= -C_0 \end{aligned}$$

From last equation, we have that $\bar{\tau} = \frac{C_0 + p_0}{q_0}$. Putting it in the rest gives us

$$\begin{aligned} q_0 p_{11} - (C_0 + p_0)q_{11} &= m_{11}q_0, \\ q_0 p_{00} - (C_0 + p_0)q_{00} &= m_{00}q_0. \end{aligned}$$

We already have

$$\begin{aligned} q_0 &= (p_{11} - q_{11})\zeta + (p_{00} - q_{00})(1 - \zeta) + p_0 \\ \Rightarrow q_{11} &= \frac{p_{00}(1 - \zeta) - q_{00}(1 - \zeta) + p_{11}\zeta - q_0 + p_0}{\zeta}, \end{aligned}$$

which further gives us

$$\begin{aligned} q_0 &= \frac{(C_0 + p_0)[p_{00}(1 - \zeta) + p_{11}\zeta + p_0]}{p_{11}\zeta + p_{00}(1 - \zeta) + p_0 + C_0 - m_{11}\zeta - m_{00}(1 - \zeta)}, \\ q_{00} &= \frac{(p_{00} - m_{00})[p_{00}(1 - \zeta) + p_{11}\zeta + p_0]}{p_{11}\zeta + p_{00}(1 - \zeta) + p_0 + C_0 - m_{11}\zeta - m_{00}(1 - \zeta)}, \\ q_{11} &= \frac{(p_{11} - m_{11})[p_{00}(1 - \zeta) + p_{11}\zeta + p_0]}{p_{11}\zeta + p_{00}(1 - \zeta) + p_0 + C_0 - m_{11}\zeta - m_{00}(1 - \zeta)}. \end{aligned}$$

Define

$$\begin{aligned} P &:= p_{00}(1 - \zeta) + p_{11}\zeta + p_0, \\ Q &:= P + C_0 - m_{11}\zeta - m_{00}(1 - \zeta). \end{aligned}$$

Hence,

$$\begin{aligned} q_0 &= (C_0 + p_0)\frac{P}{Q}, & q_{11} &= (p_{11} - m_{11})\frac{P}{Q}, \\ q_{00} &= (p_{00} - m_{00})\frac{P}{Q}. \end{aligned}$$

Now using sufficient conditions, we have $p_0 = 0$. The final solution is the following:

$$\begin{aligned} q_0 &= C_0\frac{P}{Q}, & q_{11} &= (p_{11} - m_{11})\frac{P}{Q}, \\ q_{00} &= (p_{00} - m_{00})\frac{P}{Q}, \end{aligned}$$

where $P := p_{11}\zeta + p_{00}(1 - \zeta)$ and $Q := P + C_0 - m_{11}\zeta - m_{00}(1 - \zeta)$. We have taken $p_{11} + p_{00} = 1$, but the original $p'_{11} + p'_{00} = \frac{1}{\alpha}$. Therefore, we learn $\hat{\phi}(C)$ such that $\hat{\phi}(C) = \alpha\phi(C)$. \square

Corollary 1. *For F_β -measure, where β is unknown, Algorithm 1 elicits the true performance metric up to a constant in $O(\log(\frac{1}{\epsilon}))$ queries to the oracle.*

Proof. Algorithm 1 gives us the supporting hyperplane, the trade-off, and the Bayes confusion matrix. If we know p_{11} , then we can use Proposition 4 to compute the other coefficients. In F_β -measure, $p_{11} = 1$, and we do not require Algorithms 2 and 3. \square

Proof of Theorem 1. “Given $\epsilon, \epsilon_\Omega \geq 0$ and a 1-Lipschitz metric ϕ that is monotonically increasing in TP, TN. If it is quasiconcave (quasiconvex) then Algorithm 1 (Algorithm 2) finds an approximate maximizer \bar{C} (minimizer \underline{C}). Furthermore, (i) the algorithm returns the supporting hyperplane at that point, (ii) the value of ϕ at that point is within $O(\sqrt{\epsilon_\Omega} + \epsilon)$ of the optimum, and (iii) the number of queries is $O(\log \frac{1}{\epsilon})$.”

- (i) As a direct consequence of our representation of the points on the boundary via their supporting hyperplanes (Section 3.1), when we search for the maximizer (mimizer), we also get the associated supporting hyperplane as well.
- (ii) By the nature of binary search, we are effectively narrowing our search interval around some target angle θ_0 . Furthermore, since the oracle queries are correct unless the ϕ values are within ϵ_Ω , we must have $|\phi(C_{\bar{\theta}}) - \phi(C_{\theta_0})| < \epsilon_\Omega$, and we output θ' such that $|\theta_0 - \theta'| < \epsilon$. Now, we want to check the bound $|\phi(C_{\theta'}) - \phi(C_{\bar{\theta}})|$. In order to do that, we will also consider the threshold corresponding to the supporting hyperplanes at $C_{\bar{\theta}}$'s, i.e. $\delta_\theta = \frac{\sin \theta}{\sin \theta + \cos \theta}$.

Notice that,

$$\begin{aligned}
|\phi(C_{\bar{\theta}}) - \phi(C_{\theta'})| &= |\phi(C_{\bar{\theta}}) - \phi(C_{\theta_0}) \\
&\quad + \phi(C_{\theta_0}) - \phi(C_{\theta'})| \\
&\leq |\phi(C_{\bar{\theta}}) - \phi(C_{\theta_0})| \\
&\quad + |\phi(C_{\theta_0}) - \phi(C_{\theta'})|
\end{aligned} \tag{18}$$

The first term is bounded by ϵ_Ω due to the oracle assumption. For the bounds the second term, consider the following.

$$\begin{aligned}
&|TP(C_{\theta_0}) - TP(C_{\theta'})| \\
&= \left| \int_{x: \frac{\sin\theta_0}{\sin\theta_0 + \cos\theta_0} \geq \eta(x) \geq \frac{\sin\theta'}{\sin\theta' + \cos\theta'}} \eta(x) df_X \right| \\
&\leq \left| \int_{x: \frac{\sin\theta_0}{\sin\theta_0 + \cos\theta_0} - \bar{\delta} \geq \eta(x) - \bar{\delta} \geq \frac{\sin\theta'}{\sin\theta' + \cos\theta'} - \bar{\delta}} df_X \right| \\
&= \left| \int_{x: \frac{\sin\theta_0}{\sin\theta_0 + \cos\theta_0} - \frac{\sin\bar{\theta}}{\sin\bar{\theta} + \cos\bar{\theta}} \geq \eta(x) - \bar{\delta} \geq \frac{\sin\theta'}{\sin\theta' + \cos\theta'} - \frac{\sin\bar{\theta}}{\sin\bar{\theta} + \cos\bar{\theta}}} df_X \right| \\
&= \left| \int_{x: \frac{\sin(\theta_0 - \bar{\theta})}{\sin(\theta_0 + \bar{\theta}) + \cos(\theta_0 - \bar{\theta})} \geq \eta(x) - \bar{\delta} \geq \frac{\sin\theta'}{\sin\theta' + \cos\theta'} - \frac{\sin\bar{\theta}}{\sin\bar{\theta} + \cos\bar{\theta}}} df_X \right|,
\end{aligned} \tag{19}$$

where the inequality in the second step follows from the fact that $\eta(x) \leq 1$.

Recall that the left term in the integral limits is actually, $\delta_{\theta_0} - \delta_{\bar{\theta}}$. When $|\phi(C_{\delta_{\theta_0}}) - \phi(C_{\delta_{\bar{\theta}}})| < \epsilon_\Omega$, then we have $|\bar{\delta} - \delta_0| < \frac{2}{k_0} \sqrt{k_1 \epsilon_\Omega}$. The proof of this statement is given in the proof of Theorem 2 (proved later). Since \sin is 1-Lipschitz, adding and subtracting $\sin\theta_0/(\sin\theta_0 + \cos\theta_0)$ in the right term of the integration limit gives us the minimum value of the right term to be $-\epsilon - \frac{2\sqrt{k_1 \epsilon_\Omega}}{k_0}$. This implies that the quantity in (19) is less than

$$\begin{aligned}
& \mathbb{P}[\{(\eta(X) - \bar{\delta}) \leq \frac{2}{k_0} \sqrt{k_1 \epsilon_\Omega}\} \cap \\
& \quad \{(\bar{\delta} - \eta(X)) \leq \epsilon + \frac{2}{k_0} \sqrt{k_1 \epsilon_\Omega}\}] \\
& \leq \mathbb{P}[(\bar{\delta} - \eta(X)) \leq \epsilon + \frac{2}{k_0} \sqrt{k_1 \epsilon_\Omega}] \\
& \leq \frac{2k_1}{k_0} \sqrt{k_1 \epsilon_\Omega} + k_1 \epsilon \quad (\text{by Assumption 4}) \tag{20}
\end{aligned}$$

As $\mathbb{P}(A \cap B) \leq \min\{\mathbb{P}(A), \mathbb{P}(B)\}$, the inequality used in the second step is rather loose, but it shows the dependency on sufficiently small ϵ . It could be independent of the tolerance ϵ depending on the $\mathbb{P}(\eta(X) - \bar{\delta})$ or the sheer big value of ϵ . Nevertheless, a similar result applies to the true negative rate. Since ϕ is 1-Lipschitz, we have that $|\phi(C) - \phi(C')| \leq 1 \cdot \|C - C'\|$, but

$$\|C(\theta_0) - C(\theta')\|_\infty \leq \frac{2k_1}{k_0} \sqrt{k_1 \epsilon_\Omega} + k_1 \epsilon.$$

Hence, $|\phi(C_{\theta'}) - \phi(C_{\bar{\theta}})| \leq \sqrt{2}(\frac{2k_1}{k_0} \sqrt{k_1 \epsilon_\Omega} + k_1 \epsilon) + \epsilon_\Omega$. Since the metrics are in $[0, 1]$, $\epsilon_\Omega \in [0, 1]$. Therefore, $\sqrt{\epsilon_\Omega} \geq \epsilon_\Omega$. This gives us the desired result.

- (iii) We needed only, for part (ii), that the interval of possible values of θ' be at most ϵ to the target angle θ_0 . Ideally, this is obtained by making $\log_2(1/\epsilon)$ queries, but due to the region where oracle misreport its preferences, we can be off to the target angle θ_0 by more than ϵ . However, binary search will again put us back in the correct direction, once we leave the misreporting region. And this time, even if we are off to the target angle θ_0 , we will be closer than before. Therefore, for the interval of possible values of θ' to be at most ϵ , we require at least $\log(\frac{1}{\epsilon})$ rounds of the algorithm, each of which is a constant number of pairwise queries. \square

Proof of Lemma 2. “Under our model, no algorithm can find the maximizer (minimizer) in fewer than $O(\log \frac{1}{\epsilon})$ queries.”

For any fixed ϵ , divide the search space θ into bins of length ϵ , resulting in $\lceil \frac{1}{\epsilon} \rceil$ classifiers. When the function evaluated on these classifiers is unimodal, and when the only operation allowed is pairwise comparison, the optimal worst case complexity for finding the argument maximum (of function evaluations) is $O(\log \frac{1}{\epsilon})$ [5], which is achieved by binary search. \square

Proposition 5. *Let $(y_1, x_1, h(x_1)), \dots, (y_n, x_n, h(x_n))$ be n i.i.d. samples from the joint distribution on Y, X , and $h(X)$. Then by Höfdding’s inequality,*

$$\mathbb{P} \left[\left| \frac{1}{n} \sum_{i=1}^n \mathbf{1}[h_i = y_i = 1] - TP(h) \right| \geq \epsilon \right] \leq 2e^{-2n\epsilon^2}.$$

The same holds for the analogous estimator on TN.

Proof. Direct application of Höfdding's inequality. □

Proof of Theorem 2. “Let $\varphi_{LPM} \ni \phi^* = \mathbf{m}^*$ be the true performance metric. Under Assumption 4, given $\epsilon > 0$, LPM elicitation (Section 5.1) outputs a performance metric $\hat{\phi} = \hat{\mathbf{m}}$, such that $\|\mathbf{m}^* - \hat{\mathbf{m}}\|_\infty < \sqrt{2}\epsilon + \frac{2}{k_0}\sqrt{2k_1\epsilon\Omega}$.”

We will show this for threshold classifiers, as in the statement of the Assumption 4, but it is not difficult to extend the argument to the case of querying angles. (Involves a good bit of trigonometric identities...)

Recall, the threshold estimator h_δ returns positive if $\eta(x) \geq \delta$, and zero otherwise. Let $\bar{\delta}$ be the threshold which maximizes performance with respect to ϕ , and $C_{\bar{\delta}}$ be its confusion matrix. For simplicity, suppose that $\delta' < \bar{\delta}$. Recall, from Assumption 4 that $\Pr[\eta(X) \in [\bar{\delta} - \frac{k_0}{2k_1}\epsilon, \bar{\delta}]] \leq k_0\epsilon/2$, but $\Pr[\eta(X) \in [\bar{\delta} - \epsilon, \bar{\delta}]] \geq k_0\epsilon$, and therefore

$$\mathbb{P}\left[\eta(X) \in \left[\bar{\delta} - \epsilon, \bar{\delta} - \frac{k_0}{2k_1}\epsilon\right]\right] \geq k_0\epsilon/2$$

Denoting $\phi(C) = \langle \mathbf{m}, C \rangle$, and recalling that $\bar{\delta} = m_{00}/(m_{11} + m_{00})$, expanding the integral, we get

$$\begin{aligned} & \phi(C_{\bar{\delta}}) - \phi(C_{\delta'}) \\ &= \int_{x:\delta' \leq \eta(x) \leq \bar{\delta}} [m_{00}(1 - \eta(x)) - m_{11}\eta(x)] df_X \\ &= \int_{x:\bar{\delta} - (\bar{\delta} - \delta') \leq \eta(x) \leq \bar{\delta}} [m_{00}(1 - \eta(x)) - m_{11}\eta(x)] df_X \\ &\geq \int_{x:\bar{\delta} - (\bar{\delta} - \delta') \leq \eta(x) \leq \bar{\delta} - \frac{k_0}{2k_1}(\bar{\delta} - \delta')} [m_{00}(1 - \eta(x)) - m_{11}\eta(x)] df_X \\ &\geq [(m_{11} + m_{00})\left(\frac{-m_{00}}{m_{00} + m_{11}} + \frac{k_0}{2k_1}(\bar{\delta} - \delta')\right) + m_{00}] \times \\ &\quad \int_{x:\bar{\delta} - (\bar{\delta} - \delta') \leq \eta(x) \leq \bar{\delta} - \frac{k_0}{2k_1}(\bar{\delta} - \delta')} df_X \\ &= [(m_{11} + m_{00})\frac{k_0}{2k_1}(\bar{\delta} - \delta')] \times \\ &\quad \mathbb{P}[\bar{\delta} - (\bar{\delta} - \delta') \leq \eta(x) \leq \bar{\delta} - \frac{k_0}{2k_1}(\bar{\delta} - \delta')] \\ &\geq \frac{k_0}{2}(\bar{\delta} - \delta') \cdot \frac{k_0}{2k_1}(\bar{\delta} - \delta') = \frac{k_0^2}{4k_1}(\bar{\delta} - \delta')^2. \end{aligned}$$

Similar results hold when $\delta' > \bar{\delta}$. Therefore, if we have $|\phi(\bar{C}) - \phi(C(\delta'))| < \epsilon_\Omega$, then we must have $|\bar{\delta} - \delta'| < \frac{2}{k_0}\sqrt{k_1\epsilon_\Omega}$. Thus, if we are in a regime where the oracle is mis-reporting the preference ordering, it must be the case that the thresholds are sufficiently close to the optimal threshold.

Again, as in the proof of Theorem 1, when the tolerance ϵ is small, our binary search closes in on a parameter θ' which has $\phi(C_{\delta_{\theta'}})$ within ϵ_Ω of the optimum, but from the above discussion, this also implies that the search interval itself is close to the true value, and thus, the total error in the threshold is at most $\epsilon + \frac{2}{k_0} \sqrt{k_1 \epsilon_\Omega}$. Since $\bar{\delta} = m_{00}/(m_{11} + m_{00})$, this bound extends to the cost vector with a factor of $\sqrt{2}$, thus giving the desired result.

We observe that the above theorem actually provide bounds on the slope of the hyperplanes. Thus, the guarantees for LFPM elicitation follow naturally. It only requires that we recover the slope at the upper boundary and lower boundary correctly (within some bounds). This theorem provides those guarantees. Algorithm 3 is independent of oracle queries and thus can be run with high precision, making the solutions of the two systems match. \square

Proof of Lemma 3. “Let h_θ and \hat{h}_θ be two classifiers estimated using η and $\hat{\eta}$, respectively. Further, let $\bar{\theta}$ be such that $h_{\bar{\theta}} = \arg \max_\theta \phi(h_\theta)$. Then $\|C(\hat{h}_{\bar{\theta}}) - C(h_{\bar{\theta}})\|_\infty = O(\|\hat{\eta}_n - \eta\|_\infty)$.”

Suppose the performance metric of the oracle is characterized by the parameter $\bar{\theta}$. Recall the Bayes optimal classifier would be $h_{\bar{\theta}} = \mathbb{1}[\eta \geq \bar{\delta}]$. Let us assume we are given a classifier $\hat{h}_{\bar{\theta}} = \mathbb{1}[\hat{\eta} \geq \bar{\delta}]$. Notice that the optimal threshold $\bar{\delta}$ is the property of the metric and not the classifier or η . We want to bound the difference in the confusion matrices for these two classifiers. Notice that, by Assumption 3, we can take n sufficiently large so that $\|\eta - \hat{\eta}_n\|_\infty$ is arbitrarily small. Consider the quantity

$$TP(h_{\bar{\theta}}) - TP(\hat{h}_{\bar{\theta}}) = \int_{\eta \geq \bar{\delta}} \eta \, d f_X - \int_{\hat{\eta} \geq \bar{\delta}} \eta \, d f_X.$$

Now the maximum loss in the above quantity can occur when, in the region where the classifiers' predictions differ, there $\hat{\eta}$ is less than η with the maximum possible difference. This is equal to

$$\begin{aligned} & \int_{x: \bar{\delta} \leq \eta(x) \leq \bar{\delta} + \|\eta - \hat{\eta}\|_\infty} \eta \, d f_X \\ & \leq \mathbb{P}[\bar{\delta} \leq \eta(X) \leq \bar{\delta} + \|\eta - \hat{\eta}\|_\infty] \\ & \leq k_1 \|\eta - \hat{\eta}\|_\infty. \quad (\text{by Assumption 4}) \end{aligned}$$

Similarly, we can look at the maximum gain in the following quantity.

$$TP(\hat{h}_{\bar{\theta}}) - TP(h_{\bar{\theta}}) = \int_{\hat{\eta} \geq \bar{\delta}} \eta \, d f_X - \int_{\eta \geq \bar{\delta}} \eta \, d f_X$$

Now the maximum gain in the above quantity can occur when, in the region where the classifiers' predictions differ, there $\hat{\eta}$ is greater than η with the maximum possible difference. This is equal to

$$\begin{aligned} & \int_{x: \bar{\delta} - \|\eta - \hat{\eta}\|_\infty \leq \eta(x) \leq \bar{\delta}} \eta \, d f_X \\ & \leq \mathbb{P}[\bar{\delta} - \|\eta - \hat{\eta}\|_\infty \leq \eta(X) \leq \bar{\delta}] \\ & \leq k_1 \|\eta - \hat{\eta}\|_\infty. \quad (\text{by Assumption 4}) \end{aligned}$$

Hence,

$$|TP(\hat{h}_{\bar{\theta}}) - TP(h_{\bar{\theta}})| \leq k_1 \|\eta - \hat{\eta}\|_{\infty}.$$

Similar arguments apply for TN , which gives us the desired result. \square

C Monotonically Decreasing Case

Even if the oracle's metric is monotonically decreasing in TP and TN , we can figure out the supporting hyperplanes at the maximizer and the minimizer. It would require to pose one query $\Omega(C_{\pi/4}^*, C_{5\pi/4}^*)$. The response from this query determines whether we want to search over $\partial\mathcal{C}_+$ or $\partial\mathcal{C}_-$ and apply Algorithms 1 and 2 accordingly. In fact, if $C_{\pi/4}^* \prec C_{5\pi/4}^*$, then the metric is monotonically decreasing, and we search for the maximizer on the lower boundary $\partial\mathcal{C}_-$. Similarly if the converse holds, then we search over $\partial\mathcal{C}_+$ as discussed in the main paper.