

Transfer Topic Labeling with Domain-Specific Knowledge Base: An Analysis of UK House of Commons Speeches 1935 – 2014

Alexander Herzog Peter John
Clemson University King’s College London
aherzog@clemson.edu peter.john@kcl.ac.uk

Slava Jankin Mikhaylov
University of Essex
s.mikhaylov@essex.ac.uk

Abstract

Topic models are among the most widely used methods in natural language processing, allowing researchers to estimate the underlying themes in a collection of documents. Most topic models use unsupervised methods and hence require the additional step of attaching meaningful labels to estimated topics. This process of manual labeling is not scalable and often problematic because it depends on the domain expertise of the researcher and may be affected by cardinality in human decision making. As a consequence, insights drawn from a topic model are difficult to replicate. We present a semi-automatic transfer topic labeling method that seeks to remedy some of these problems. We take advantage of the fact that domain-specific codebooks exist in many areas of research that can be exploited for automated topic labeling. We demonstrate our approach with a dynamic topic model analysis of the complete corpus of UK House of Commons speeches from 1935 to 2014, using the coding instructions of the Comparative Agendas Project to label topics. We show that our method works well for a majority of the topics we estimate, but we also find institution-specific topics, in particular on subnational governance, that require manual input. The method proposed in the paper can be easily extended to other areas with existing domain-specific knowledge bases, such as party manifestos, open-ended survey questions, social media data, and legal documents, in ways that can add knowledge to research programs.

1 Introduction

Political science scholars working with large quantities of textual data are often interested in discovering latent semantic structures in their document collections. That relates, for example, to legislative debates, policies, media content, manifestos, and open-ended survey questions. Manual coding of such data is extremely time-consuming and expensive, and does not scale well with the expanding size of the corpora. In practice such document summarization is routinely carried out using variations of probabilistic topic models (Blei, Ng and Jordan, 2003). However, semantic understanding of resulting topics still requires human involvement. More generally, topics generated by unsupervised learning methods do not necessarily correspond to our prior knowledge in the subject domains.

A key feature of political corpora is the evolution of semantic structures over time. Politicians and other decision-makers choose to pay attention to functional areas of specialization, such as health or education policies, which reflect their interests, career experience and goals, and demands for representation. The agenda of the legislature and the content of debates shifts across these topics over time, according to functional pressures and agenda-setting in the media and from public opinion. This is known as concept drift (Gama et al., 2014). In natural language processing (NLP), dynamic topic models are often used to capture the evolution of content structure over time (Blei and Lafferty, 2006).

The main sources of concept drift in political documents are due to changing content of the texts and presentation style (e.g. compare UN General Debate speeches by Obama and Trump), as well as adaptive behavior of politicians (Baturu, Dasandi and Mikhaylov, 2017). The vocabulary used to express topics may change over time. Human coders are intuitively better placed to pick up the change in meaning in political texts over time, while machine coding is often faulted with failures to detect semantic change (Albaugh et al., 2014).

We present a method that automatically transfers existing domain-specific knowledge base for topic labeling. We show that our method works well under the concept drift in document summarization. We illustrate the performance of our method applying dynamic

topic modeling of the debates in the UK House of Commons from 1935 to 2014, and labeling the topics using domain expert coding of the Comparative Agendas Project (CAP) (Bevan, 2014). Our method is more general and can be easily extended to other areas with existing domain-specific knowledge base, such as party manifestos, open-ended survey questions, social media analysis, and legal cases. Using our method, researchers in these fields can be more confident that the building blocks of their models are not an artifact of human coding decisions from within the research process itself.

2 Related Work

In the absence of roll-call data that can be used for ideal point estimation, scholars have turned to legislative speech to estimate policy positions, either by focusing on selected debates (e.g. Laver and Benoit, 2002; Herzog and Benoit, 2015; Schwarz, Traber and Benoit, 2017) or through the analysis of all speeches during a legislative term (Proksch and Slapin, 2010; Lauderdale and Herzog, 2016). A parallel stream of the literature has used topic modeling to estimate the extent to which legislators speak on different topics (Hillard, Purpura and Wilkerson, 2008; Quinn et al., 2010). Topic modeling is a class of models that estimate the underlying themes in a collection of documents. Originally proposed by Blei, Ng and Jordan (2003) in their seminal paper on latent Dirichlet allocation (LDA), various extensions of LDA have been developed in the computing sciences (e.g. Blei and Lafferty, 2007; Wang and McCallum, 2006a; Teh et al., 2012; Ahmed and Xing, 2010; Roberts, Stewart and Airoidi, 2016; Gropp et al., 2016). There have been several recent applications in political science (Grimmer, 2009; Roberts et al., 2014; Gilardi, Shipan and Wueest, 2017).

One of the LDA extensions is the dynamic topic model (DTM) (Blei and Lafferty, 2006), which relaxes the assumption of LDA that documents are unordered. Instead, DTM assumes that documents are grouped into discrete time intervals (e.g., years) that exhibit different mixtures of topics, which allows topics to change over time – both in terms of their prevalence

in the corpus and in their word compositions. DTM has not seen extensive practical use with large volumes of data potentially due to scalability of the inference algorithm (Gropp et al., 2016; Bhadury et al., 2016). In political science there have been very few applications (e.g. Gurciullo et al., 2015; Greene and Cross, 2017), although under the classical document mixture assumption that each document contains only one topic it is related to the single membership model in Quinn et al. (2010).

Collections of political documents spanning long periods of time exhibit a problem known as concept drift (Herzog and Mikhaylov, 2017; Gama et al., 2014; Proksch and Slapin, 2009). Under ‘not strictly stationary’ data generating processes, the underlying concept that is the target variable of our prediction model may be changing over time thus affecting the predictive decision (for a formal definition, see Webb et al., 2017, 2016). In political science, Lowe et al. (2011) develop a measurement model to address the changing nature of left-right ideological dimension. Benoit et al. (2016) present a general approach to data generation using crowdsourcing that can quickly react to change of concepts like the appearance of immigration as a new dimension of party competition. A standard approach to deal with concept drift in political science NLP applications has been to analyze the data from each time interval separately. For example, recent work using annual speech data has estimates separate models on each year (e.g. Herzog and Benoit, 2015; Baturu and Mikhaylov, 2013). DTM is a drift-aware adaptive learning algorithm that adapts to the evolution of topics over time.

Topic labeling is a key post-processing step of all probabilistic topic models. As a general rule labels should be relevant, understandable, with high coverage inside topic, and discriminative across topics. Early research focused on generating labels by hand by using a set of top n words in a topic distribution (so called *cardinality*) learned by a topic model (e.g. Blei, Ng and Jordan, 2003; Griffiths and Steyvers, 2004). An alternative approach is to implement a supervised topic modeling approach that limits the topics to a predefined set with their word distributions provided *a priori* (Mcauliffe and Blei, 2008; Lacoste-Julien,

Sha and Jordan, 2009; Ramage et al., 2009). The former approach is not scalable, carries a high cognitive load in forming the topic concept and its interpretation (Aletras and Mittal, 2017; Newman et al., 2010), and also suffers from a potential bias of the human labeler (Wang and McCallum, 2006b; Lau and Baldwin, 2016), while the latter is unable to pick up topics unknown beforehand (Wood et al., 2017).

Several automatic labeling approaches have been proposed in the literature that utilize external, contextual information. Mei, Shen and Zhai (2007) minimize the semantic distance between the topic model and the candidate label based on the phrases inside documents. Lau et al. (2011) utilize various ranking mechanisms of the top- n words and candidate labels from Wikipedia articles containing these terms. Bhatia, Lau and Baldwin (2016) use word embeddings (Mikolov et al., 2013) to map topics and candidate labels derived from Wikipedia article titles, and then select topic labels based on cosine similarity and relative ranking measures.

Word embeddings pre-trained on a large corpus like Wikipedia and deployed for topic labeling of PubMed abstracts as in Bhatia, Lau and Baldwin (2016) is a simple form of general domain knowledge transfer. More generally, a machine learning framework capturing the ability to transfer knowledge to new conditions is known as transfer learning (for a survey and formal definition see Pan and Yang, 2010). Transfer learning has been successfully applied, for example, in robotic systems learning from simulations and transferring knowledge to real-world applications (Rusu et al., 2016), domain adaptation in computer vision (Sun, Feng and Saenko, 2016) and natural language tasks (Glorot, Bordes and Bengio, 2011), and cross-lingual and cross-corpus learning (Yang, Salakhutdinov and Cohen, 2017; Latif et al., 2018).

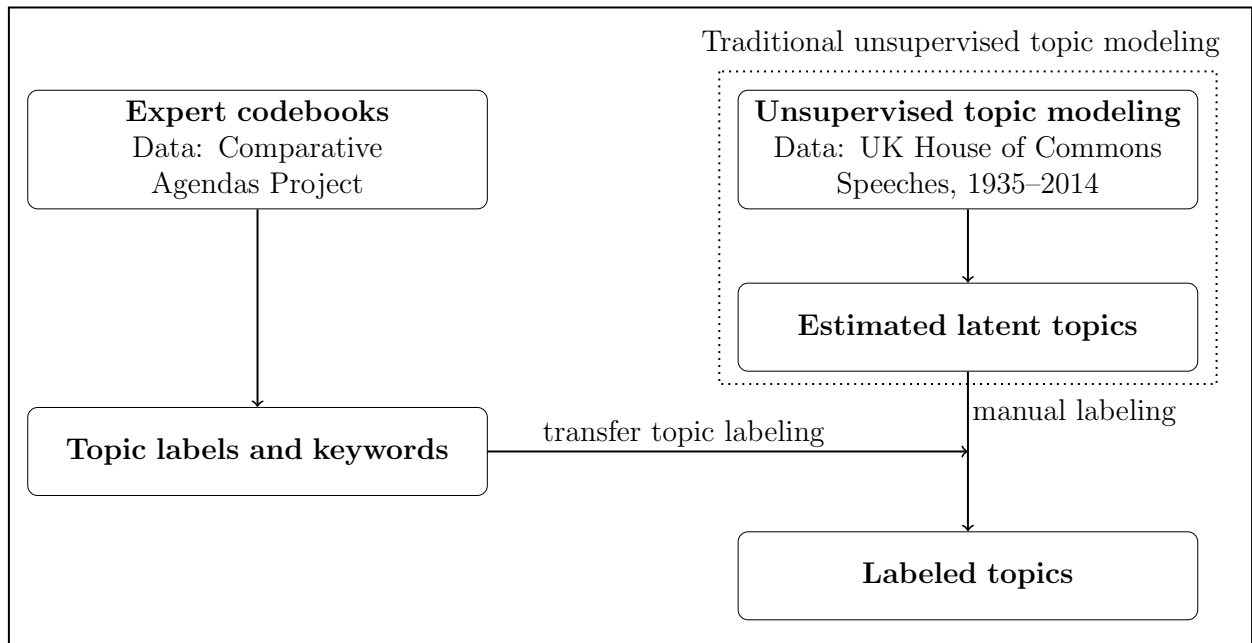


Figure 1: Illustration of the application of transfer learning for semi-automated labeling of estimated topics.

3 Unsupervised Topic Modeling with Transfer Topic Labeling

Our main idea is illustrated in Figure 1. The dotted box on the right-hand side illustrates traditional unsupervised topic modeling, which stops with estimated latent topics that need manual labeling. In our approach, we use outside expert codebooks to extract topic labels and associated keywords, which we then use to semi-automatically label the estimated latent topics.

In the remainder of this section, we demonstrate this approach with speeches from the UK House of Commons over the time period from 1935 to 2014. We first explain how we have estimated latent, dynamic topics from the speeches. We then discuss how we have used the codebooks from the Comparative Agendas Project (CAP) (Bevan, 2014) as existing knowledge base to transfer topic labels.

3.1 Estimating Dynamic Topics from House of Commons Speeches, 1935–2014

Our data consist of the complete record of debates from the UK House of Commons during the time period from 1935 to 2013. All debates and information about speakers were downloaded from TheyWorkForYou,¹ a transparency website that provides access to parliamentary records and information about MPs. All data were downloaded in XML format and further processed in Python.

The full data set consists of about 4.3 million floor contributions with an average of 49,720 contributions per year (min=17,280, max=118,500, sd=17,596) and a total of 117,914 unique words. Within each session, we combined each MP’s contributions into a single text, excluding contributions that concern the rules of procedure or the business of the House, such as the reading of the parliamentary agenda or formal announcements. We furthermore removed the traditional prayer at the beginning of each sitting and all contributions and announcements by the speaker.

As part of the pre-processing, we applied stemming, removed words that appeared less than 50 times and in fewer than 5 documents, removed punctuation, numbers, symbols, stopwords,² hyphens, single letters, and a custom list of high-frequency terms.³ The final data set from which we estimate topics includes 47,524 documents (i.e., an MP’s concatenated speeches during a session) and 19,185 unique words.

We used the dynamic topic model (DTM) by Blei and Lafferty (2006) to estimate topics from the speech data. Like any unsupervised topic model, DTM requires setting the number of topics *a priori*. We followed the standard in the literature and picked the number of topics based on semantic coherence and exclusivity (c.f., Roberts, Stewart and Airolidi, 2016). Based on these two metrics, we selected the model with 22 topics.⁴

¹<https://www.theyworkforyou.com/>

²We used the fairly extensive MySQL stopword list, which includes more than 500 words.

³Our custom list includes the following words: hon, mr, member, members, bill, minister, prime, government(s), friend, year(s), gentleman, gentlemen.

⁴Further details and references regarding model selection are provided in the supplementary materials, Section “Model Selection”.

3.2 Extracting Topic Labels and Keywords from Expert Codebooks

We used coding instructions from the Comparative Agendas Project (CAP) (Bevan, 2014) as external source to extract topic labels and associated keywords. We selected the CAP because we expected the majority of parliamentary speeches to be on topics related to public policy-making. This attention to policy topics is the central interest of the policy agendas set of projects, which have been active since the late 1990s (e.g. Baumgartner, Green-Pedersen and Jones, 2013). What has been called the policy agendas code frame is a fuller articulation of the policy topics ideas with a larger number of major topic codes, which aims at comprehensive coverage of any topic that is likely to appear.

While our demonstration of transfer topic labeling is limited to the CAP codebooks, we note that our method can be easily extended to other codebooks as long as they include written coding instructions or vignettes. Further, as we will demonstrate below, our method for matching topic labels to estimated latent topics produces goodness-of-fit measures for each match, which allows to evaluate how well the topics derived from a codebook capture the estimated latent dimensions.

The codebook for the UK Policy Agendas Project includes 19 major topics with subtopics.⁵ For each subtopic, the CAP codebook provides written examples of what is being included in each category. For example, category “1. Macroeconomics – 100: General domestic macroeconomic issues” is described as follows:

the government’s economic plans, economic conditions and issues, economic growth and outlook, state of the economy, long-term economic needs, recessions, general economic policy, promote economic recovery and full employment, demographic changes, population trends, recession effects on regional and local economies, distribution of income, assuring an opportunity for employment to every person

⁵This codeframe for the UK is summarized in John et al. (2013) and on the UK project website (<http://www.policyagendas.org.uk/>).

Table 1: Overview of CAP Topics

Policy agenda topic	Top ten words based on <i>tf-idf</i> weighting
Macroeconomic Issues	tax, inflat, index, treasuri, fiscal, price, taxat, unemploy, bank, gold
Civil Rights	discrimin, asylum, immigr, equal, right, citizenship, minor, age, refuge, freedom
Health	healthcar, care, health, medic, drug, coverag, nurs, provid, alcohol, mental
Agriculture	agricultur, farm, anim, food, livestock, produc, crop, erad, fisheri, diseas
Labor and Employment	employ, labour, job, migrant, youth, worker, employe, workplac, work, train
Education and Culture	educ, student, school, art, vocat, higher, secondari, teacher, grant, learn
Environment	water, pollut, environment, wast, hazard, conserv, emiss, climat, municip, air
Energy	electr, gas, energi, coal, oil, power, natur, nuclear, fuel, gasolin
Transportation	highway, transport, rail, truck, bus, road, ship, aviat, speed, air
Law and Crime	crime, crimin, drug, justic, traffick, polic, juvenil, sentenc, court, offend
Social Welfare	benefit, elder, volunt, social, food, welfar, incom, contributori, meal, lunch
Community Development, Planning and Housing	hous, mortgag, urban, tenant, veteran, low, homeless, citi, rural, tenanc
Banking and Finance	small, bankruptci, copyright, busi, patent, consum, mortgag, tourism, sport, mutual
Defense	defenc, weapon, arm, intellig, militari, forc, reserv, veteran, armi, war
Space Science	scienc, space, radio, communic, satellit, tv, launch, telecommun, broadcast, research
Foreign Trade	trade, export, tariff, import, invest, exchang, duti, competit, u.k, restrict
International Affairs and Foreign Aid	european, soviet, east, u.n, africa, u.k, peac, polit, europ, treati
Government Operations	postal, legislatur, execut, minist, employe, elect, census, elector, offici, prime
Public Lands, Water Management	indigen, land, park, convey, histor, water, forest, monument, memori, reclam

seeking work, standard of living.

Because the descriptions of CAP subtopics are relatively short, we combine all subtopics under a major topic label into a single document. We then apply *tf-idf* weighting to generate 19 weighted word lists (one for each major topic label), where the weight on each word reflects its importance to a topic label.⁶ Table 1 provides an overview of the 19 topics together with their ten highest ranked words.

⁶Before calculating *tf-idf* weights, we applied the same pre-processing rules that we applied on the speech data to increase the similarity between the two vocabularies.

3.3 Transfer Topic Labeling

We transfer topic labels from the CAP to the estimated latent topics through a pair-wise matching procedure that finds the most similar CAP topic word list for each latent dimension. For the CAP topics, the word lists are the *tf-idf*-weighted word lists discussed above. For the dynamic topic model, we construct one word list for each of the 22 estimated latent topics.⁷

To identify the best matching topics, we use the Jaccard index, which is a widely used set-based similarity measure. For two sets A and B , the Jaccard index is defined as

$$J(A, B) = \frac{|A \cap B|}{|A \cup B|} \quad (1)$$

where the numerator is the size of the intersection between A and B , and the denominator is the size of the union of the two sets. The Jaccard index is bound between 0 and 1, with higher numbers indicating greater overlap between two sets. We calculate the Jaccard index for each pair of word lists consisting of one CAP topic and one estimated DTM topic,⁸ and then assign to the DTM topic the CAP topic label with the largest Jaccard index.⁹

Table 2 provides an overview of the 22 estimated dynamic topics together with their Jaccard index, the matched CAP topic label, topic label from human expert evaluation, and the top 10 words from each DTM topic. For comparison we also perform standard topic labeling by using three experts (authors) to label the topics based on the top 10 keywords based on their topic-word probabilities. The resulting label is presented in the ‘Human-Adapted Topic Label’ column in in Table 2.

⁷A topic in an unsupervised topic model is a probability distribution over the entire vocabulary. The dynamic topic model estimates a word distribution for each topic in each year. Our data spans 79 years, which means each of the 22 topics consists of 79 word distributions. For each topic, we combine these 79 word distributions into a single word list by taking the top five keywords from each year, which we then reduce to the set of unique words.

⁸The *tf-idf*-weighted CAP word lists include many low-ranking words. We therefore only consider the top keywords from each list. Because the choice of the number of top keywords can impact the quality of the matching output, we take the top k keywords, varying k from 10, 15, ... 150, and then pick the CAP label with the highest match.

⁹Because two word lists can differ in length, we normalize the metric such that the Jaccard index is 1 if all words from the smaller set appear in the larger set.

Table 2: Overview of DTM topics with matched policy agenda topic labels

Jaccard Index	Matched Topic Label	Human-Adapted Topic Label	Top 10 Words from Estimated Dynamic Topics
<i>High-matching topics with unique labels</i>			
0.81	Health	Health	school, health, educ, children, servic, care, author, local, hosp- pit, nhs
0.76	Energy	Energy	agricultur, coal, board, industri, oil, energi, land, farmer, power, miner
0.53	Defense	Defense	air, defenc, civil, ministri, aviat, forc, ireland, aerodrom, air- craft, servic
0.51	Agriculture	Agriculture	price, agricultur, milk, food, ask, suppli, ration, market, wa- ter, farmer
0.44	Community Development, Planning and Housing	Community Development, Planning and Housing	local, hous, author, counti, council, build, region, plan, rent, charg
<i>Medium-matching topics</i>			
0.40	Labor and Employment	Employee Relations	employ, work, men, industri, polic, labour, unemploy, union, worker, law
0.34	Transportation	Transportation	busi, london, steel, product, ship, industri, war, ministri, con- stitu, suppli
0.34	Macroeconomic Issues	Infrastructure	secretari, state, transport, railway, industri, tax, road, com- pani, price, commiss
0.33	Labor and Employment	Deindustrialisation	coal, industri, mine, employ, board, area, unemploy, develop, train, job
0.33	Foreign Trade	Commonwealth Free Trade	countri, state, majesti, commonwealth, secretari, british, coloni, india, intern, unit
0.32	Education and Culture	Education and Culture	ask, secretari, state, school, awar, educ, statement, offic, make, war
0.28	Social Welfare	Social Welfare and Pen- sions	secretari, state, tax, chancellor, benefit, peopl, cut, pension, war, exchequ
0.25	Macroeconomic Issues	Macroeconomic Issues	question, pension, peopl, sir, figur, work, inform, million, an- swer, benefit
0.25	Foreign Trade	British Industries and Trade	pension, nation, price, industri, unemploy, case, benefit, as- sist, insur, increas
<i>Low-matching topics</i>			
0.24	Transportation	Regional Infrastructure (particularly Wales)	ask, wale, secretari, assembl, welsh, awar, war, road, state, transport
0.24	Social Welfare	Legislative Procedures (particularly amendment procedure)	amend, claus, point, committe, hous, order, learn, debat, move, case
0.23	International Affairs and Foreign Aid	International Affairs and European Matters	hous, european, question, matter, order, eu, committe, treati, discuss, union
0.23	Foreign Trade	Free Trade	trade, question, hous, committe, board, industri, matter, ex- port, countri, import
0.22	Civil Rights	Devolution (particularly Scotland)	scotland, scottish, hous, vote, elector, secretari, state, elect, parliament, assembl
0.22	Civil Rights	Conflict (particularly Northern Ireland)	ireland, northern, point, war, countri, polic, hous, peopl, speech, agreement
0.17	Social Welfare	Constituency Matters	matter, question, case, answer, sir, made, act, inform, sport, author
0.11	Civil Rights	Legislative Procedures (particularly legislative order)	peopl, constitu, home, ask, speaker, point, hous, offic, order, secretari

The labels for the first five topics that have high Jaccard scores above 0.4 compare well between automatic and human labeling because their matched topics from CAP are unique and correspond well to the top keywords. These topics are: health, energy, defense, agriculture, and community development, planing and housing.

There are no or only minor divergencies with the next nine topics that match with Jaccard scores between 0.25 and 0.4. There are two CAP labels that are matched twice within this set of topics: macroeconomic issues and foreign trade. Human-in-the-loop evaluation of the corresponding word lists suggests that one of the macroeconomics topics is closer to infrastructure – not a top category label in CAP. For foreign trade, experts differentiate between aspects of foreign trade related to the Commonwealth and industry.

The last eight topics with Jaccard scores between 0.1 and 0.25 require more interpretation and show one of the findings of this application of topic models. The topics morph into concerns about representation and territorial identity, not in ways that are solely about these political topics, but are still connected to the policy issues that MPs talk about. With transportation the match is for regional policies in Wales and England which is an amalgam of keywords on transport. Another crossover is for social welfare that combines with legislative procedures, which reflects the extent to which MPs focus on social welfare in asking parliamentary questions. The importance of this topic is that it comes up twice with different word formations.

There are very few CAP categories that do not appear at all. Overall, we match 13 of the categories fully, and have three which are partially matched, with only three that do not appear at all. These are the Environment, Space Science, and Public Lands and Water Management.

4 Evaluating Changes in Dynamic Speech Topics from 1935 to 2014

As a form of validation (Grimmer and Stewart, 2013), we follow the practice in the field and correlate our topic modeling results with real world events (e.g. Roberts et al., 2014; Grimmer and King, 2011; Blei and Lafferty, 2009; Quinn et al., 2010). Figure 2 depicts the evolution of DTM topic proportions over time. This taps into relative attention given to each topic in parliamentary debates. We focus here on a few key topics where there are good alternative data sources (see supplementary materials for discussion of remaining topics).

The first panel in Figure 2 (health) has a good resemblance to series on this topic. Comparative research on agendas identified the early 1990s as crucial shift period in this respect, associated with costs pressures and technological change (Mortensen et al., 2009). Energy also has a familiar pattern, with many studies identifying the shock of the oil price rising hitting western democracies in the mid-1970s as a cause of policy change (Sabatier and Jenkins-Smith, 1993), then the easing of costs pressures, in spite of peaks, which appear toward the end of the period under study (Carlisle et al., 2017). Defense also comports with the historical record, with the end of 1990s being a period of quiescence (John et al., 2013, 63). Agriculture is a more stable topic punctuated by health scares at the start of the 2000s (Grant, 2005). Conflict and Northern Ireland, where there is a clear peak in the Second World War which rapidly diminished afterwards, though with only some rise in attention linked to the conflict in Northern Ireland. Another important topic that is discussed in the literature is the attention to the economy, which takes its shape because it competes with less important topics, so when the economy is more of a problem it tends to increase and drive out attention to non-core issues (Jennings et al., 2011). The panel here has this shape with an increase in attention to the economy from the 1960s as the economic performance worsened, then a decline in the 1990s as the economy improved, followed by swings in period of the financial crisis of 2008-9. The panel on British industries and trade reflects the considerable program of reform and privatization that occurred in the 1980s under the

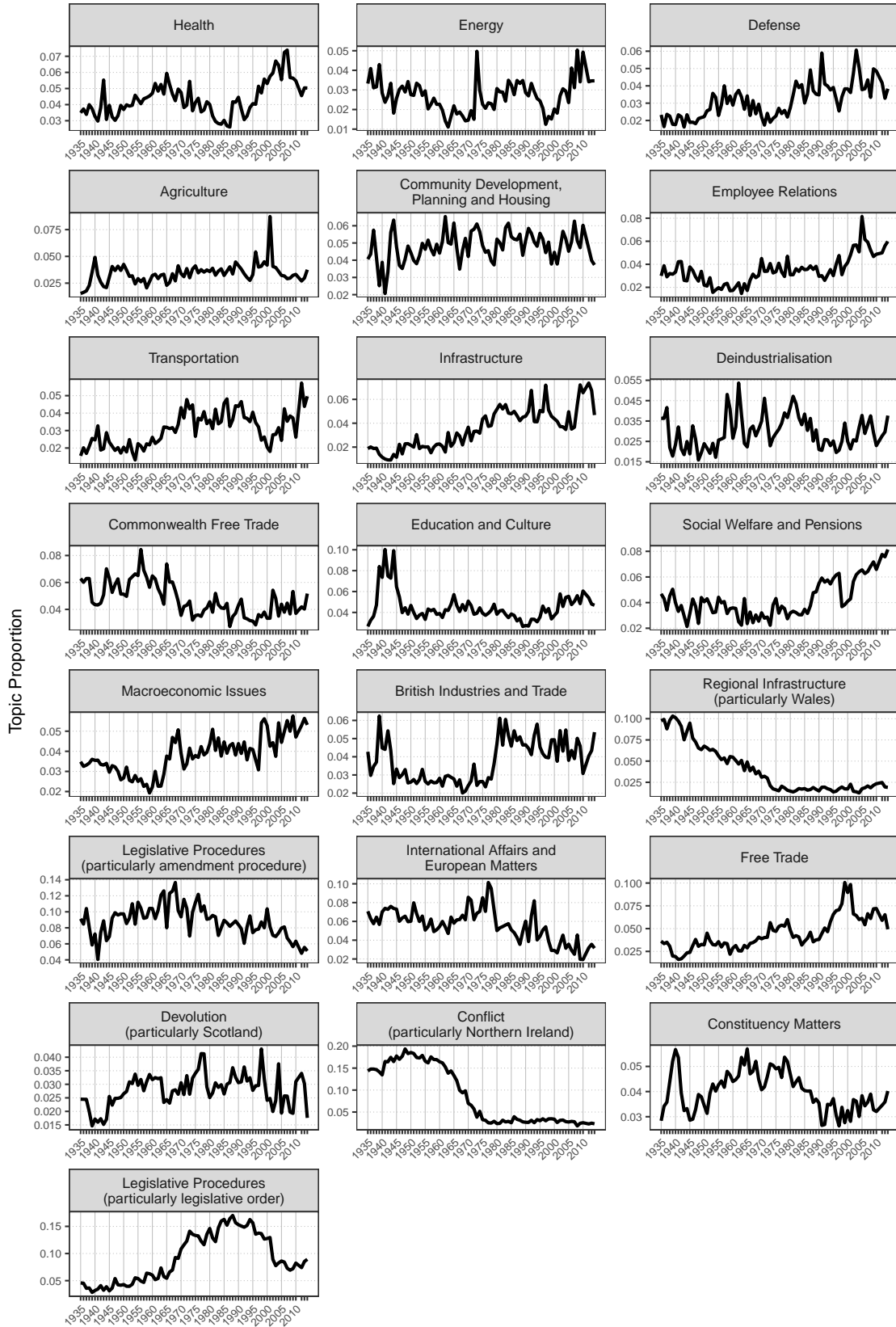


Figure 2: Topic mixtures over time. Topics are ordered from largest to smallest Jaccard index.

Conservative governments (Parker, 2012). The panel on welfare reflects the greater burdens welfare systems have placed and the attention of government to reform (John et al., 2013, 70). Given MPs attention to welfare matters of their constituents, the rise in attention in speeches also reflects this change. The panel on devolution reflects the upswing in attention from the 1970s, and the downswing in the late part of the period might be consistent with a transfer of attention to the acts of the Scottish parliaments as MPs have less of a direct stake in devolved matters (Birrell, 2012, ch 9).

For a more detailed analysis we also explore the evolution of vocabulary from the change in top 10 words in our “Defense” and “Transportation” topics at 5-year increments. Scholars studying language in policy tend to use fixed categories, so there is an advantage of the more flexible system we propose. Figure 3 suggests a clear change in the predominance of the key terms for defense, with the 1930s having reference to aerodrom(e), whereas nuclear appears in the 1960s. The topic also picks up recent major overseas deployments of British armed forces like Bosnia, Kosovo, Iraq, and Afghanistan. The term oper(ations) in the 2000 panel captures how changing military strategies are reflected in the different use of words, but they clearly pertain to a common understanding of defense in any era. The challenges and context of defense of the UK have changed dramatically in this period, such as with the end of the Cold War, but defense policy remains an important concern (Self, 2010). MPs want to talk about defense topic, but it dips in times of low international conflict, such as the mid 1970s and around 2000.

Transportation is also a dynamic series which shows decline after the privatizations of the 1980s (Dudley and Richardson, 1999). Figure 4 shows the change in words associated with the evolution of this topic, with the term vessel appearing in the 1930s, technology in 1965 perhaps associated with prime minister Harold Wilson’s famous promise of the ‘white heat of technology’ in the 1964 general election (Pimlott, 1993), with the later years reflecting the London focus of transportation policy from 1980 as congestion and public transport become key challenges for investment and of public concern (O’Brien, Pike and Tomaney, 2018).

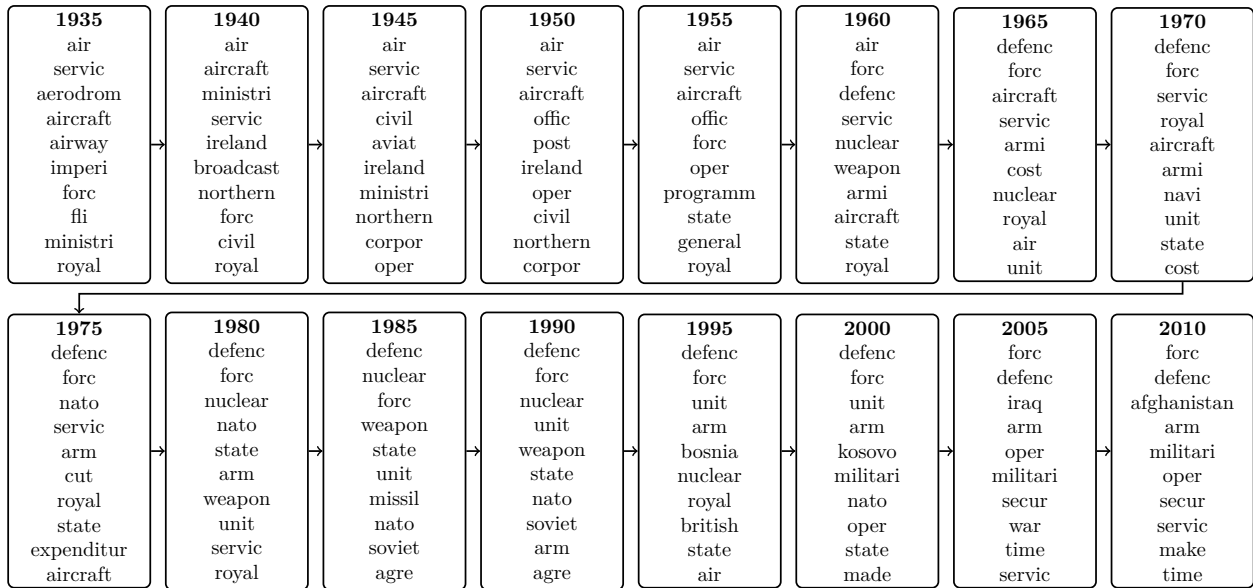


Figure 3: Evolution of topic “Defense”.

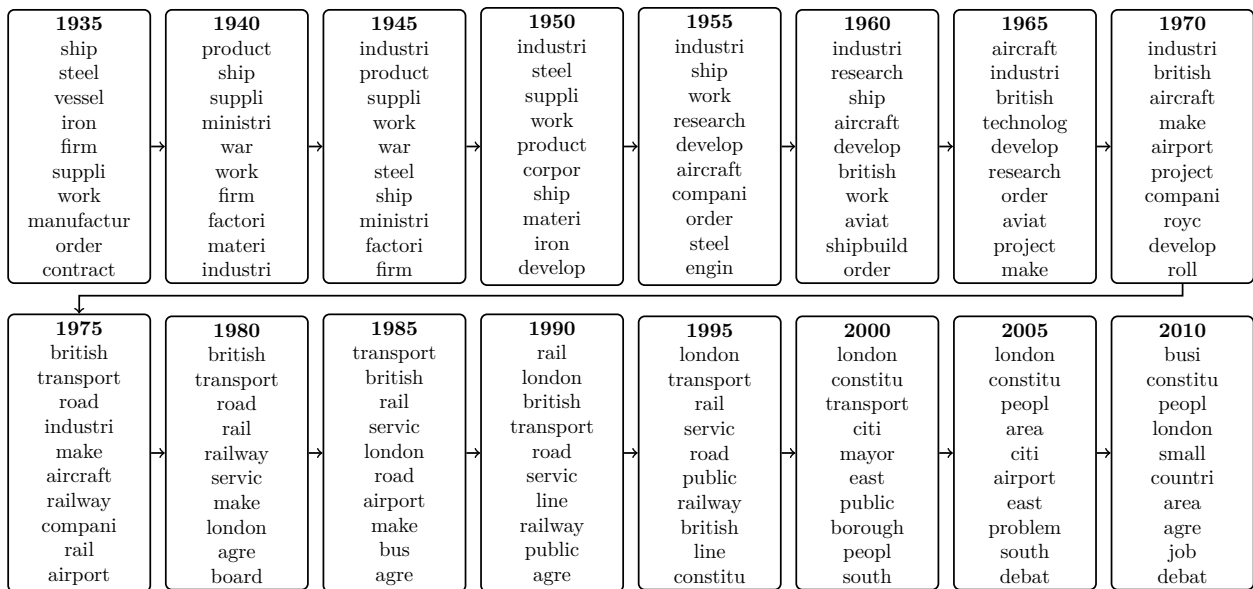


Figure 4: Evolution of topic “Transportation”.

With these examples, we are confident about categories such as health and defence, where there is considerable knowledge from other series and studies, that we are measuring valid changes over time so replicating hand-coded exercises. Of course not all panels reflect well-known or easily recognizable historical facts, but the exceptions could stimulate research programs.

5 Conclusion

Treating text as data is an approach of increasing importance in political science. NLP techniques developed in the computing sciences are routinely added to our methodological toolkits. Topic modeling is a favorite tool of document summarization. We often have to be creative in interpreting and labeling estimated topics. Such labeling is also often difficult to replicate – a sine qua non of modern political science.

We present a new method for topic labeling. Our approach provides an automatic labeling method that transfers the wealth of substantive knowledge accumulated in political science into labeling topic models. Our transfer labeling approach is also fully transparent and replicable that allows to bring in human expertise to bear on difficult cases. Hence we call it a semi-automatic transfer labeling approach with a human-in-the-loop.

The method can be extended to party manifestos, open-ended survey questions, social media data, and legal documents, in fact all research domains where topic models have made advances in recent years.

6 Supplementary Materials

F.1 Model Selection

The number of topics we estimate ranged from 10 to 40. We selected this range since many speeches in our data set are in response to bills introduced by the Cabinet. Because bills are prepared by cabinet ministers, one may expect that the main themes in parliamentary debates follow the policy jurisdiction of ministers, which in the UK ranges from 21 to 23. Thus, the 10-40 range provided sufficient variation in both directions to cover our *a priori* expectations about the optimal number of topics. We estimated each model with 100 iterations, which, given the size of our data set, took up to two weeks for the models with more than 30 topics. We used compute resources on Amazon Web Services (AWS) to estimate all 31 models in parallel.

We follow [Roberts, Stewart and Airoldi \(2016\)](#) and evaluate topic quality with two metrics: semantic coherence and exclusivity. Semantic coherence measures the extent to which top words in a topic jointly appear in documents. [Mimno et al. \(2011\)](#) have shown that semantic coherence correlates with human-based judgment of topic quality. Following the notation in [Roberts et al. \(2014\)](#), let $D(v, v')$ denote the number of times that words v and v' appear in the same document. Let M denote a list of the top words in topic k ordered by conditional topic-word probabilities. Semantic coherence for topic k is then defined as

$$C_k = \sum_{i=2}^M \sum_{j=1}^{i-1} \log \left(\frac{D(v_i, v_j) + 1}{D(v_j)} \right) \quad (2)$$

[Roberts, Stewart and Airoldi \(2016\)](#) suggest to weigh semantic coherence against exclusivity because high semantic coherence can be attained if few topics are dominated by very common words, which is an undesirable feature ([Roberts et al., 2014](#)).

Exclusivity measures the extent to which words with high probability in one topic have low probabilities in other topics. We follow [Roberts, Stewart and Airoldi \(2016\)](#) and cal-

culate a statistic, FREX, which balances exclusivity with word frequency. For word v with probability $\beta_{v,k}$ in topic k , FREX is calculated as

$$\text{FREX}_{v,k} = \left(\frac{\omega}{\text{ECDF}(\beta_{v,k} / \sum_{j=1}^K \beta_{v,j})} + \frac{1 - \omega}{\text{ECDF}(\beta_{v,k})} \right) \quad (3)$$

where ω is a weight between 0 and 1, and ECDF is the empirical CDF function applied to the values over the first index. We set $\omega = 0.5$ and compare semantic coherence to exclusivity for the top 20 words in each topic.¹⁰ Because DTM estimates separate, but connected, topics for each year, we average word-topic probabilities over all sub-topics.

Figure A.1 shows semantic coherence and exclusivity for all 31 models we estimated together with an OLS line fitted to the data. The figure shows that there is a trade-off between the two metrics. Models with high semantic coherence have low exclusivity, and vice versa. Models above the regression line outperform models below the line in terms of maximizing the two metrics. Out of these models, we pick the model with 22 topics as our best-performing model, favoring semantic coherence over exclusivity.

F.2 Additional Results

F.2.1 Topic mixtures on common scale

Figure A.2 presents topic mixtures over time on a common scale. This has the function of reducing the variance of the scale which is more difficult to interpret than the panels in Figure 2 in the main text, but is here for completeness.

F.2.2 Evolution of keywords in topics

Figure A.3 and the subsequent ones reproduce the evolution of the panels over time as was done in the main text for defense and transportation. In these plots we see how different

¹⁰We note that using larger values for ω (i.e., giving more weight to exclusivity versus word frequency) or fewer than 20 keywords yield similar results.

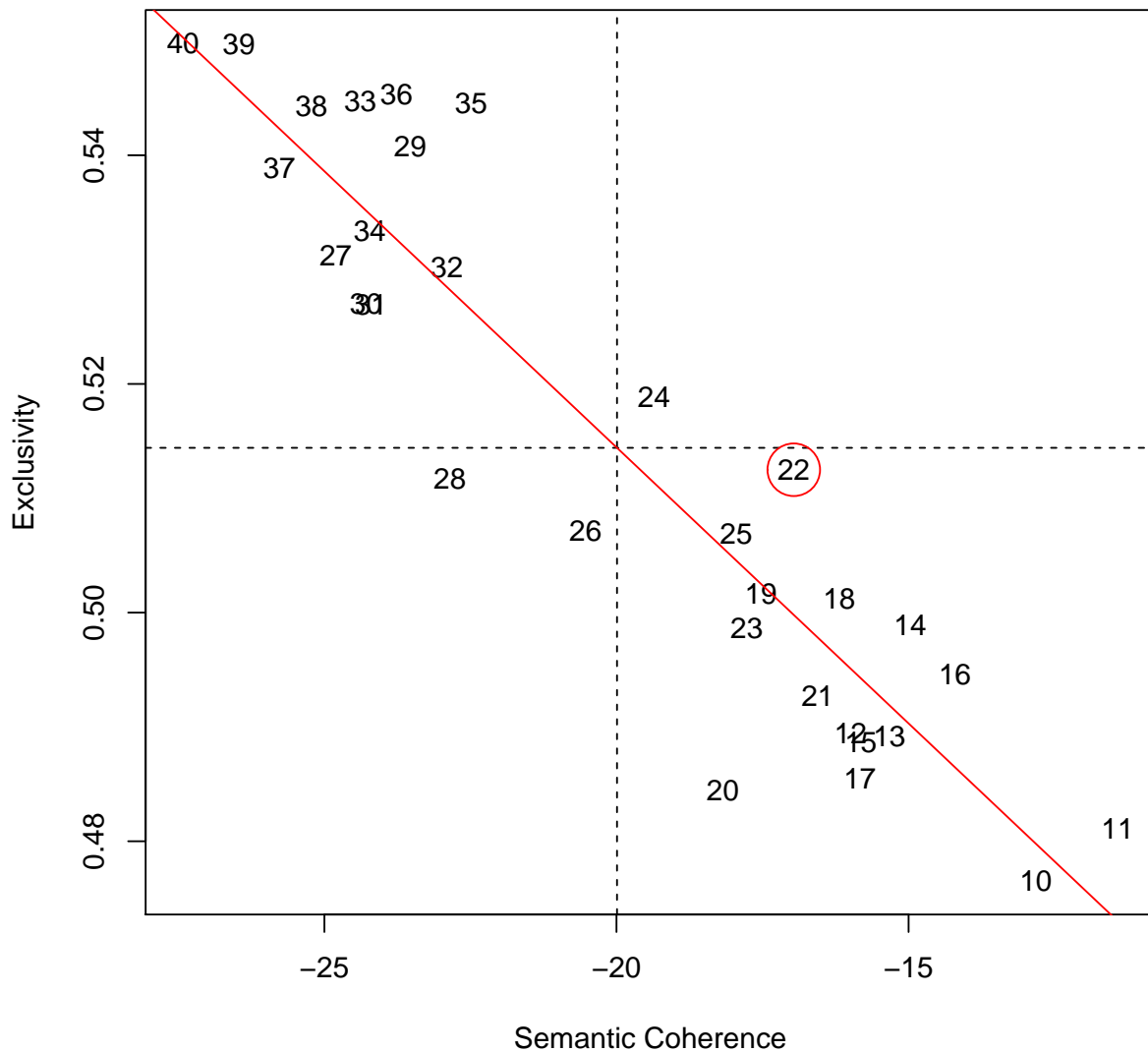


Figure A.1: Average semantic coherence versus average exclusivity based on top 20 keywords. Red solid line is OLS regression line. Dashed lines indicate average values in each dimension.

words end up as the key terms as the models evolve over time, in ways that are plausible and reflect the language and terms of the time while still referring to the same general topic.

Health topic in Figure A.3 where the early period refers to board and committe(e) which reflect the pre-nationalization patchwork organization of public healthcare (though local authority committees last until the 1960s). By 2010 the word trust appears which describes

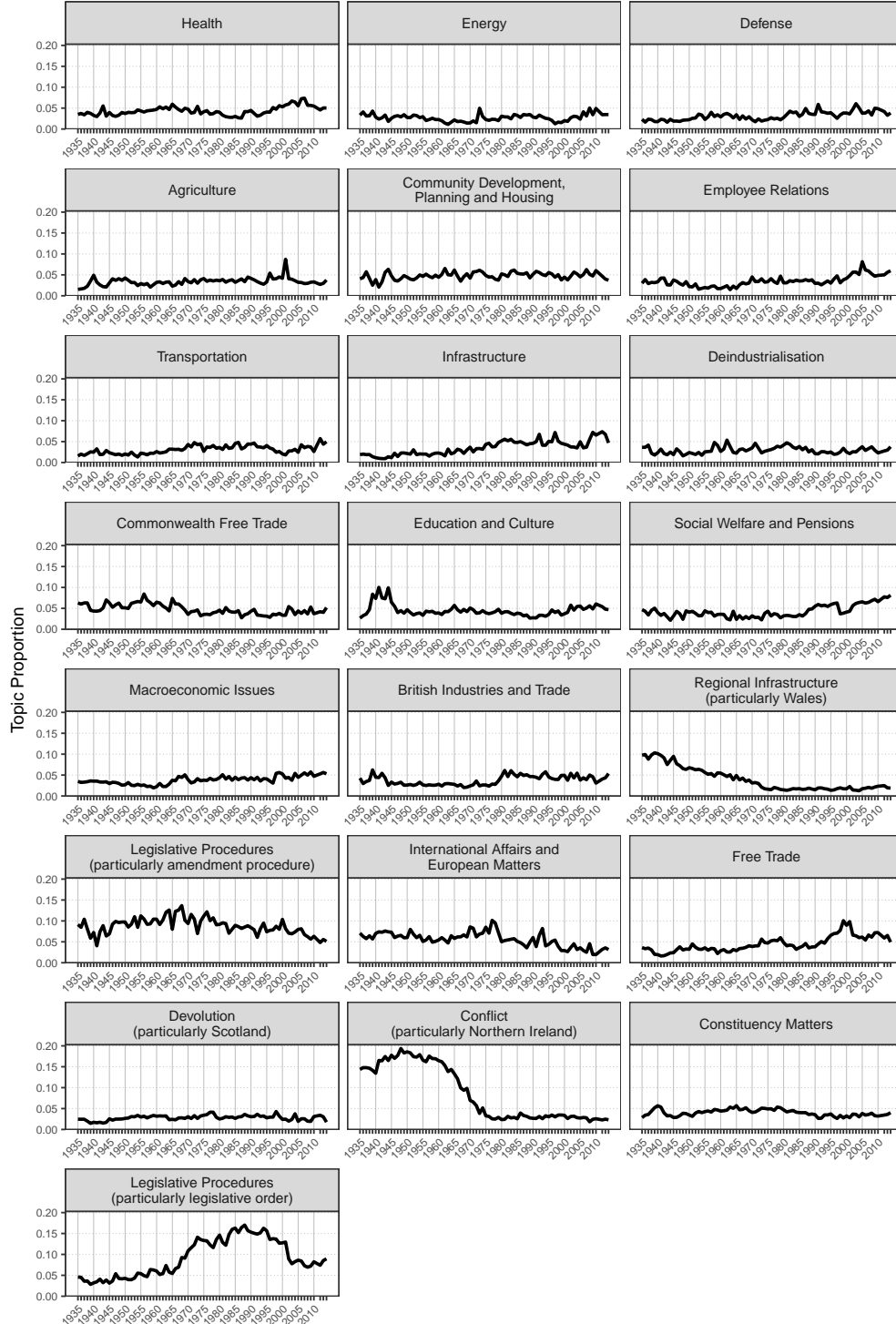


Figure A.2: Topic mixtures over time on common y -scale. Topics are ordered from largest to smallest Jaccard index.

the NHS trusts set up in 2002 to run hospitals as budget heads.

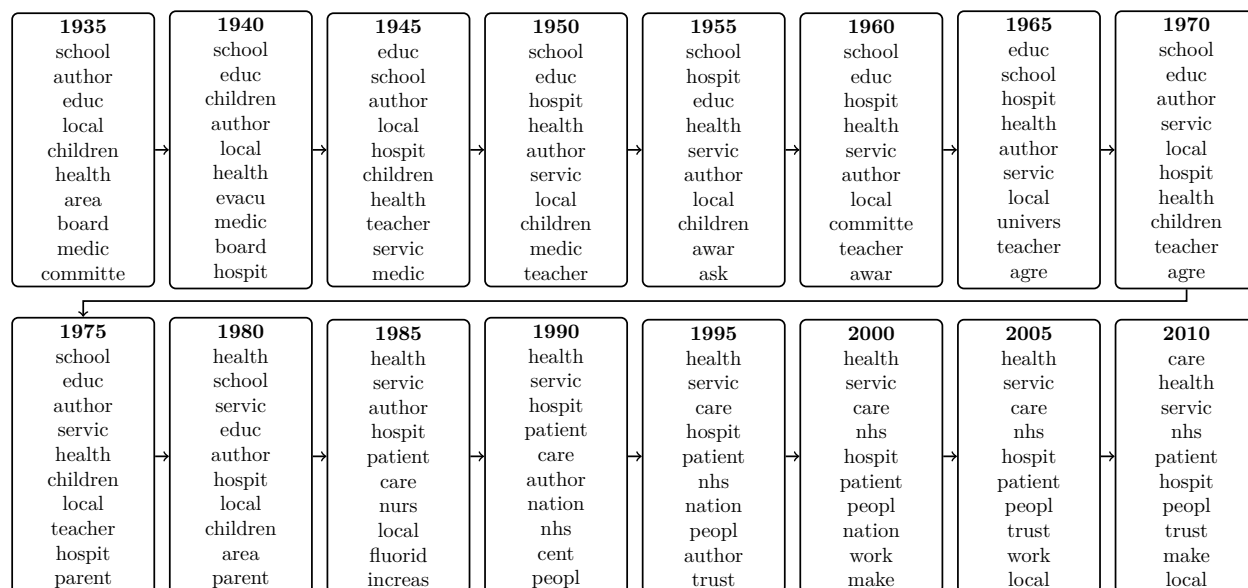


Figure A.3: Evolution of topic “Health”.

Figure A.4 shows the groups of words for agriculture, where there is a contrast in terms but which are clearly agricultural or agricultural related. So in 1940 there is the word ration which relates to wartime rules, then by 2010 flood and also environ(ment), which which reflects the challenges in the agricultural field in the twenty-first century.

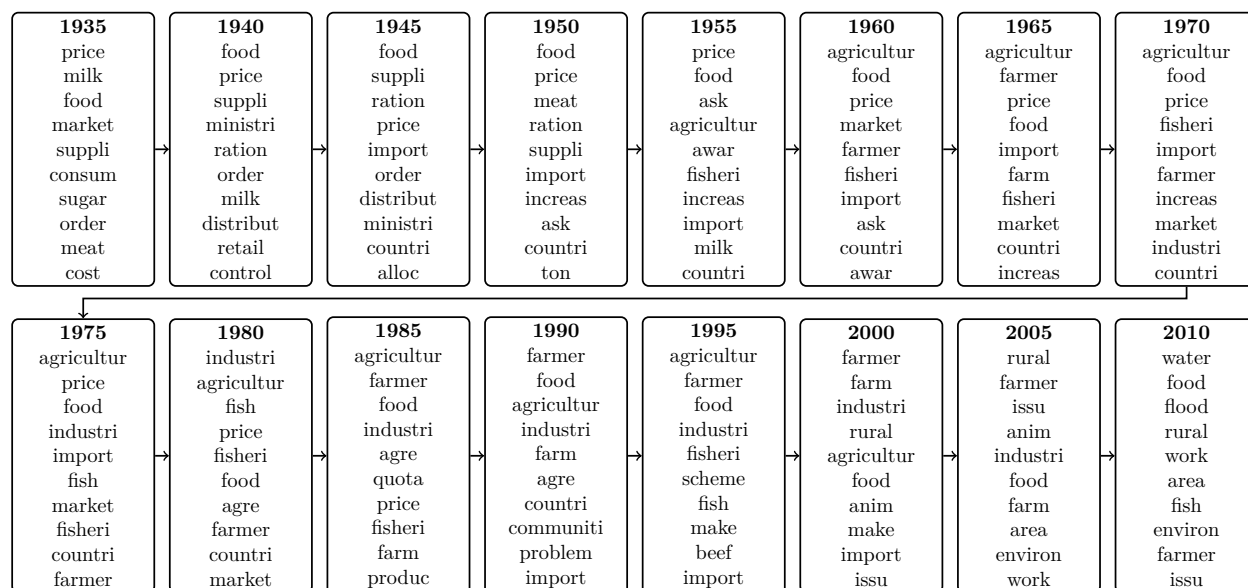


Figure A.4: Evolution of topic “Agriculture”.

Figure A.5 on “Community Development, Planning and Housing” is a topic with less clear evolution of word groups yet it remains clearly in this field through the sample period with words referring to local authorities, councils, and housing development re-appearing throughout.

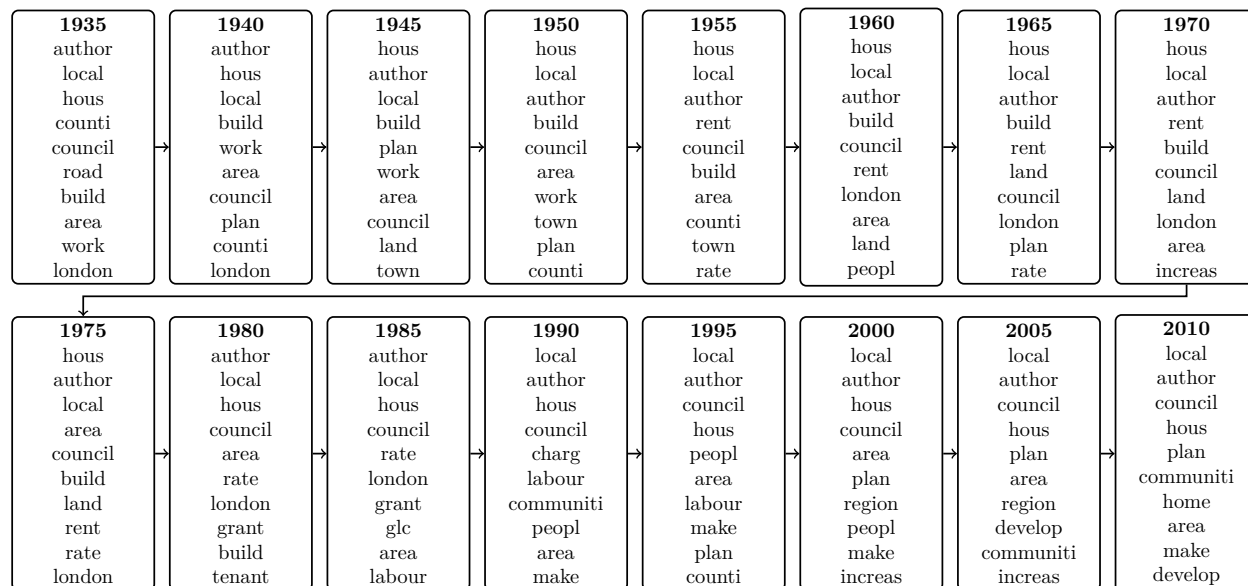


Figure A.5: Evolution of topic “Community Development, Planning and Housing”.

Other topics show changes in the words reflecting fashions in policy, such as Figure A.6 “British Industries and Trade,” where the terms vary from unemploy(ment) in 1935, to nation(alize) in 1950, 1955, 1960 and 1965, then to competit(ion) in 1995 and employ(ment) in 2005 and 2010 yet at still recognizably the same topic.

The topics that do not come from the CAP data do need some interpretation, for example constituency matters in Figure A.7, which is helped by the word ‘question’ and references to the UK National Lottery grant funding for good causes starting from the franchise set up in 1993 under the government of John Major.

Figure A.8 on “Legislative Procedures (particularly legislative order)” presents a similar need for interpretation, but is clear from words such as speaker (the House of Commons chair) that appear throughout.

The energy topic in Figure A.9 relate to time-bound with early links to wartime and

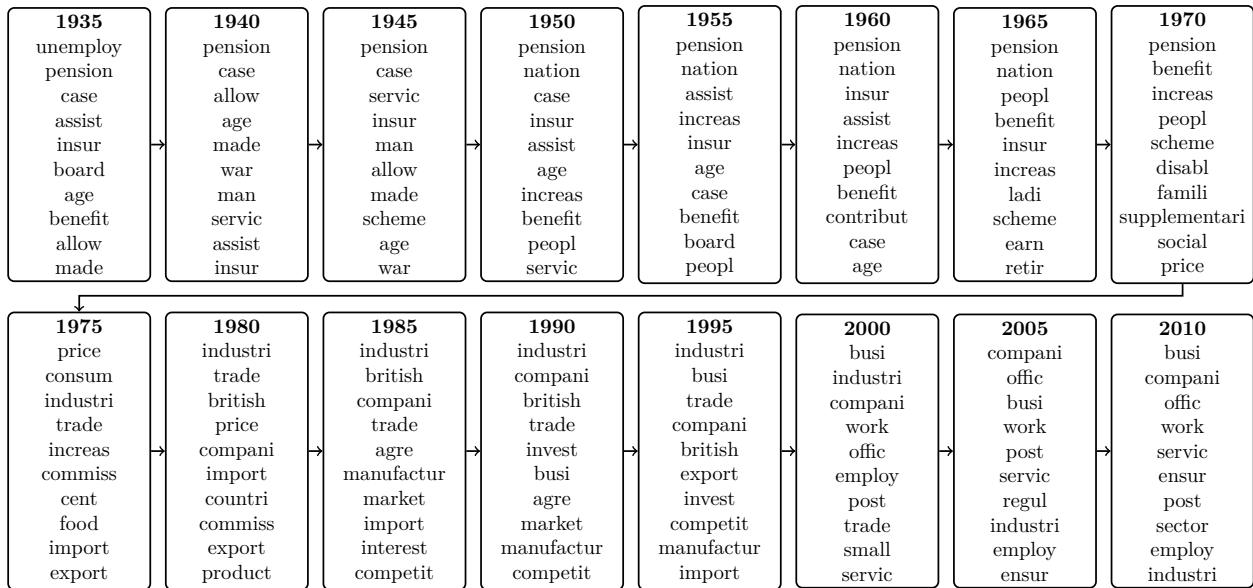


Figure A.6: Evolution of topic “British Industries and Trade”.

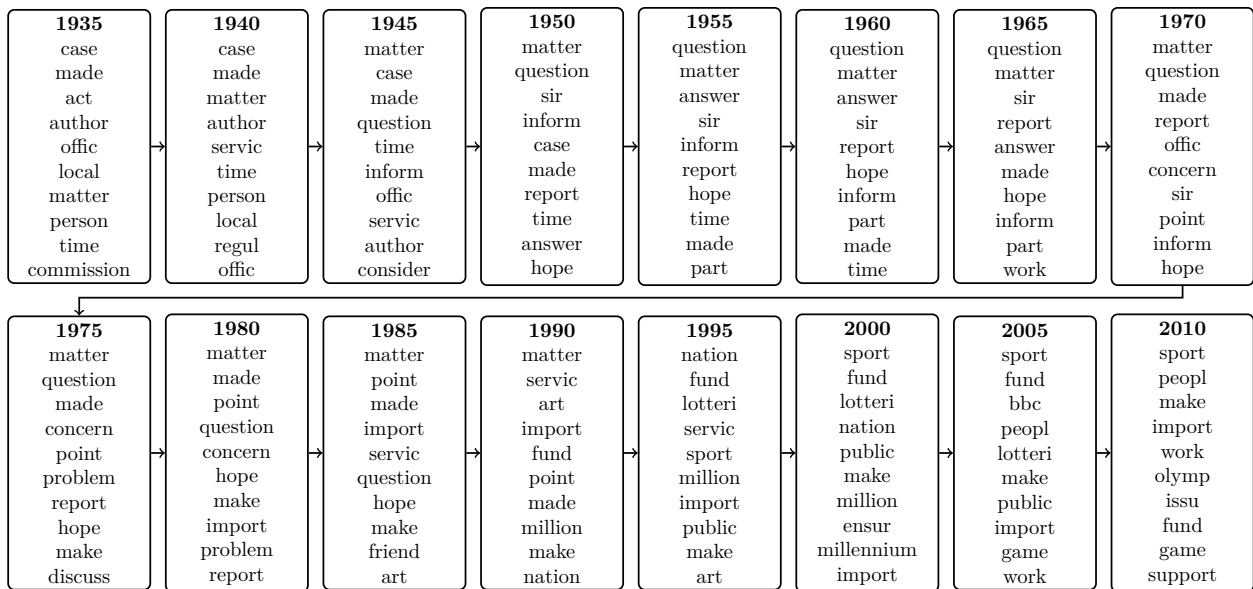


Figure A.7: Evolution of topic “Constituency Matters”.

agricultural production, then to coal and then nuclear, with gas a more constant them, then with renew(ables) appearing at the end as this means of producing energy enters speech content. Environment and climate change issues also appear in the last two decades.

Employee relations in Figure A.10 has a clear use of the word employ(ment) and references to unions and work related issues in the early and mid part of the series. The topic develops

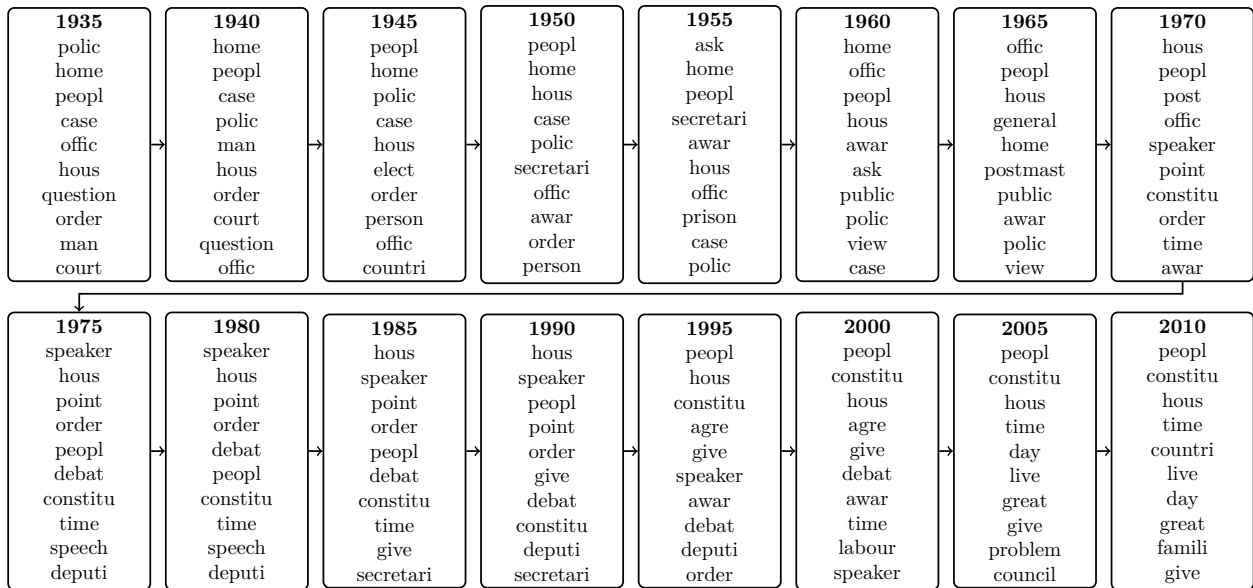


Figure A.8: Evolution of topic “Legislative Procedures (particularly legislative order)”.

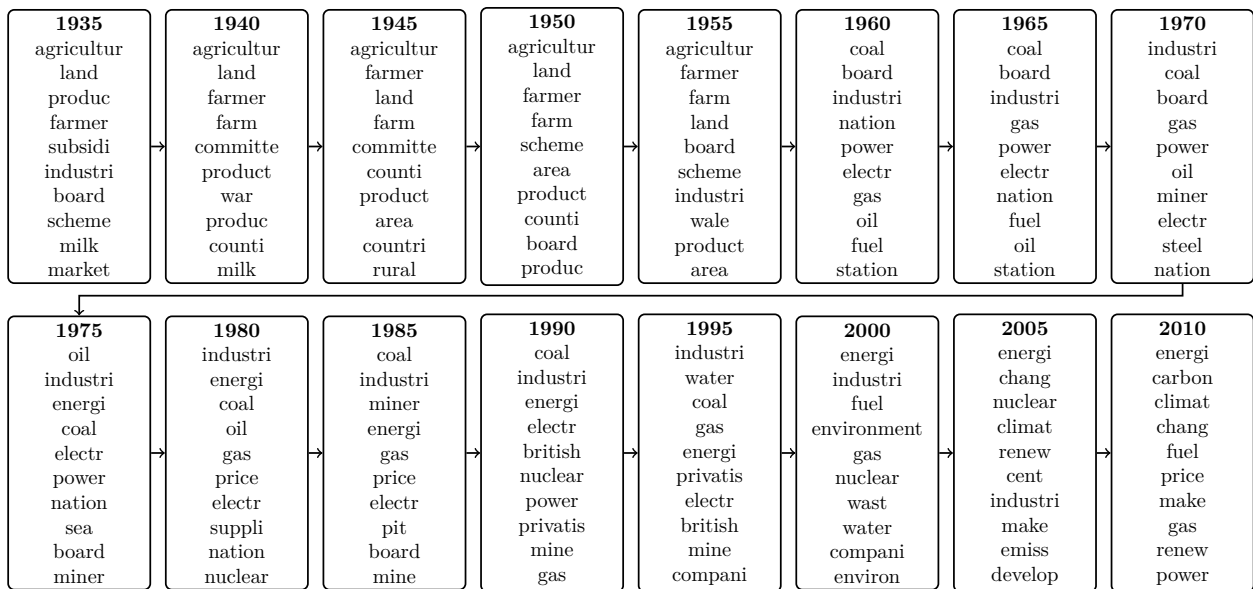


Figure A.9: Evolution of topic ”Energy”.

into a policing issue from the second half of 1970s, perhaps reflecting some deeper social underpinnings.

The change in the topic of infrastructure in Figure A.11 shows prominent discussion of physical transport infrastructure in the early years. This transforms into wider infrastructural support for British industry with privatization, and public investment in the economy

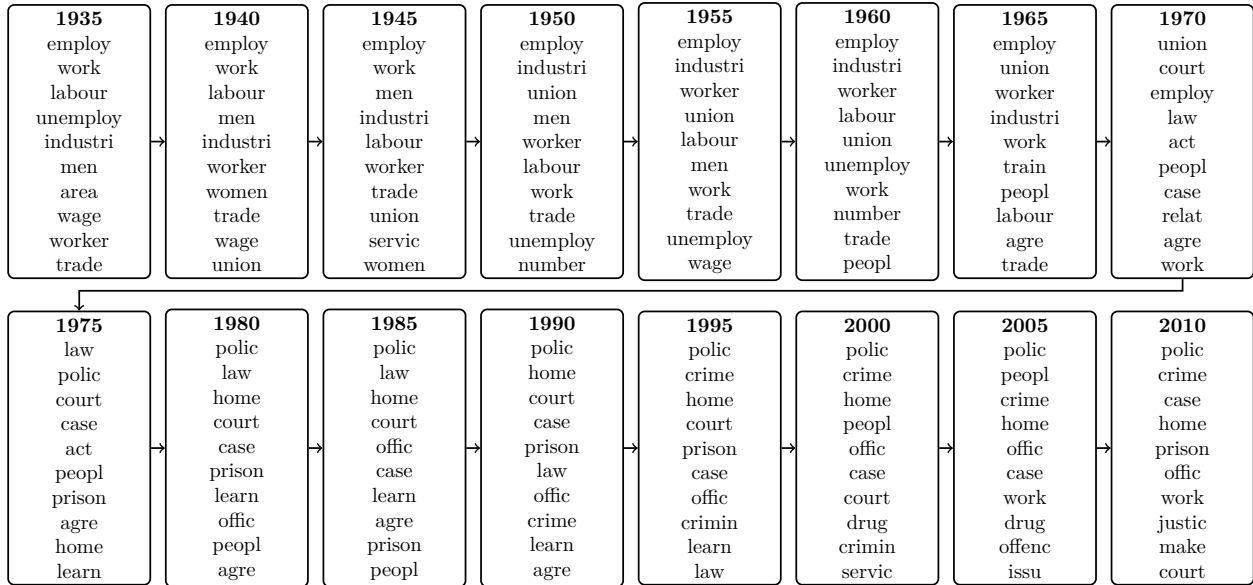


Figure A.10: Evolution of topic "Employee Relations".

in the later years.

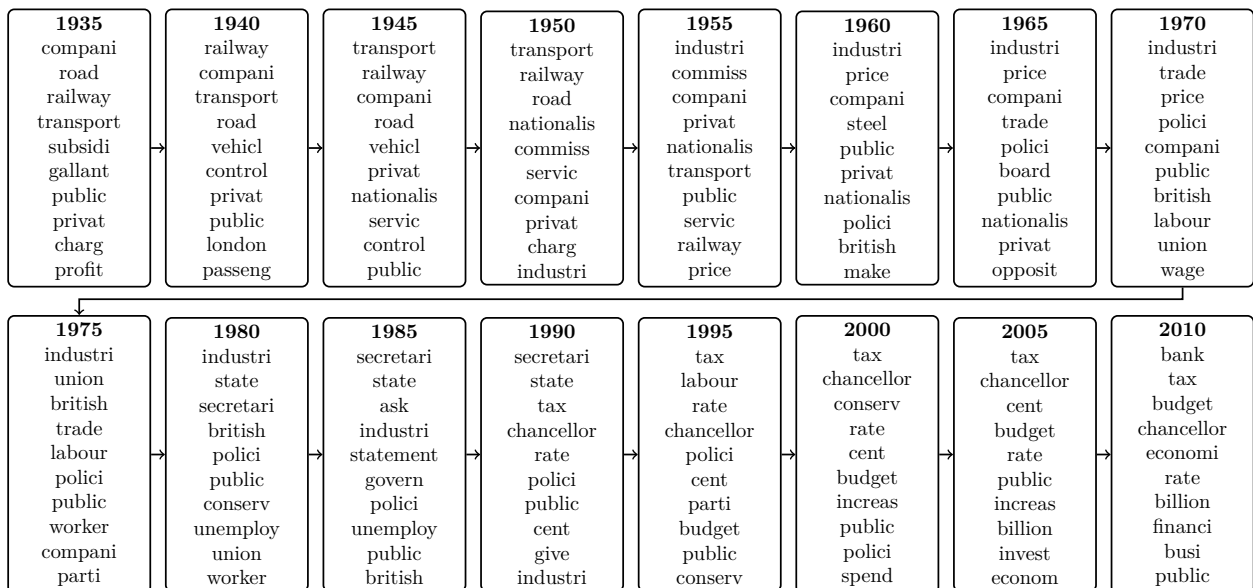


Figure A.11: Evolution of topic "Infrastructure".

This topic of deindustrialization in Figure A.12 starts with classic industrial topics, such as miner in 1940, but moves to words associated with industrial decline the middle part of the series, such as unemploy(ment) and train(ing) in 1995. The topic then evolves into transport issues over the last two decades.

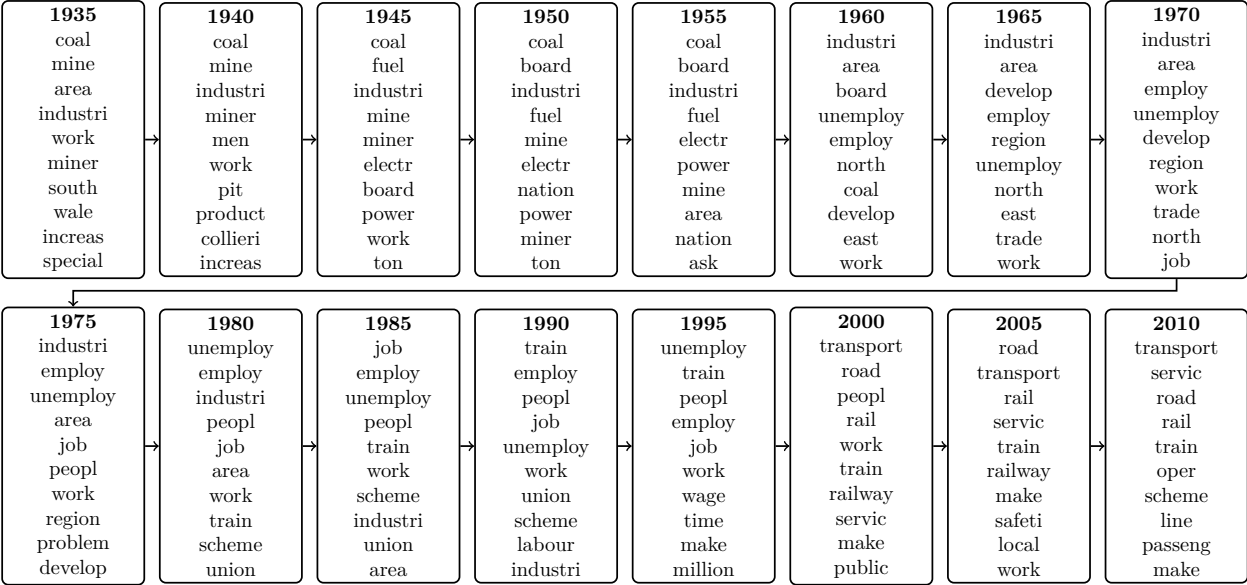


Figure A.12: Evolution of topic "Deindustrialization".

This topic in Figure A.13 focuses on empire in its early phases, such as coloni(ies) in 1940. The word commonwealth appears in successive years from 1960 until 1975 consistent with the end of empire period. It is possible to observe similar topics in later panels with Hong Kong in 1990 relating to this late decolonization issue. In later years international aid becomes important as the UK steps up its support in this area, often linked to programs in Commonwealth countries.

The fit with education in Figure A.14 works well in the later part of the series from 1980 with educ(ation) and school appearing in 1980, then many other education terms in later years, like teacher and children. Before 1980 the words relate to parliamentary queries on reforms, service, and men, with the earliest discussions focusing on the issues around armed forces.

The social welfare and pensions topic in Figure A.15 has words such as pensions in 1980 and other later years to indicate the topic. Later in 1990 there are the words hous(ing) and social to show the range of this topic. The earlier topics relate more to matters in public finance.

The macroeconomic issues in Figure A.16 produce terms such as import and rate in 1960,

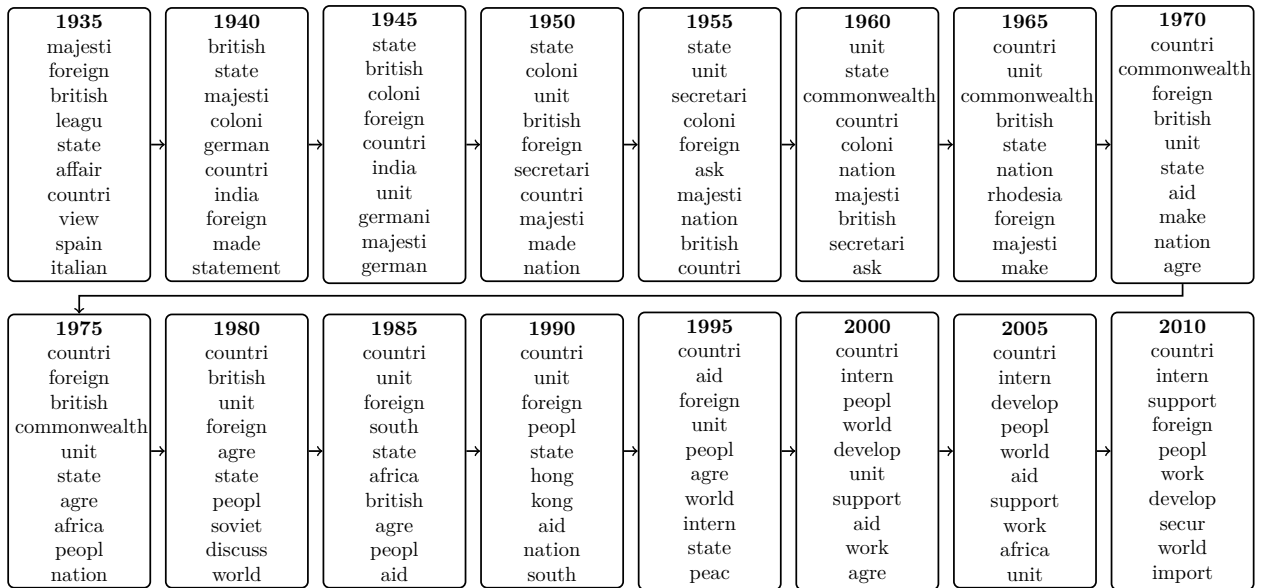


Figure A.13: Evolution of topic "Commonwealth Free Trade".

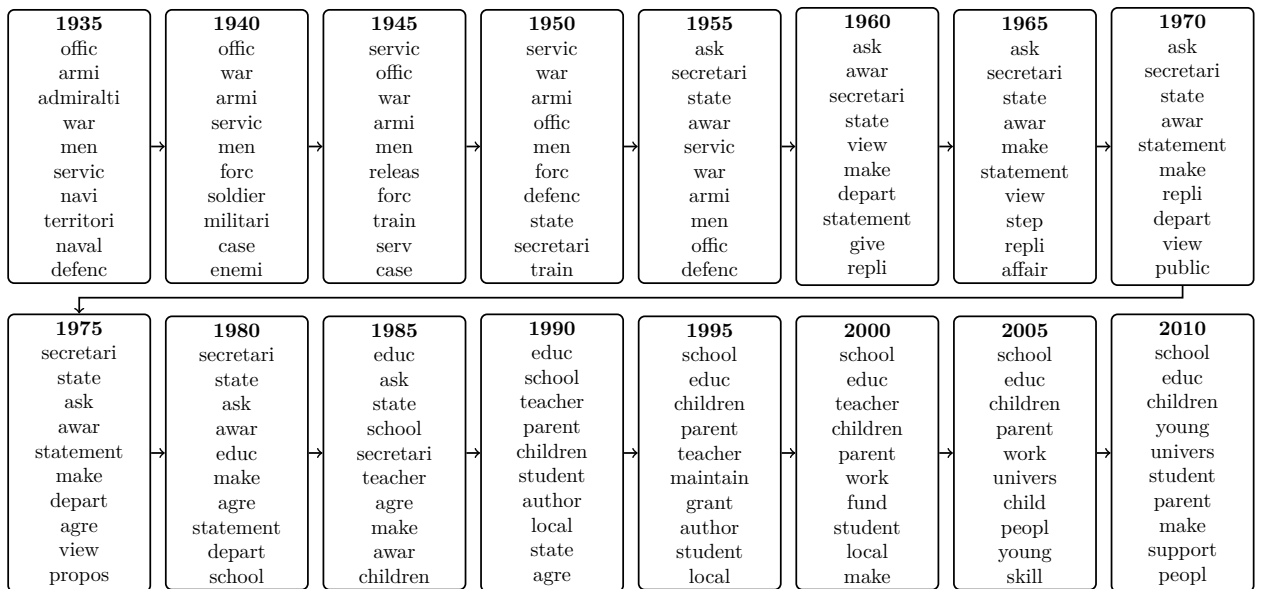


Figure A.14: Evolution of topic "Education and Culture".

then invest in 1970. The terms in earlier decades appear to be less clearly focused on this macro-economic issues, but some public finance terms appear, such as estim(ates) in 1950 and 1955.

In Figure A.17 there are infrastructure terms in the middle part of this sample, such as transport in 1950, 1955, and 1960. Other similar terms appear in this period, such as

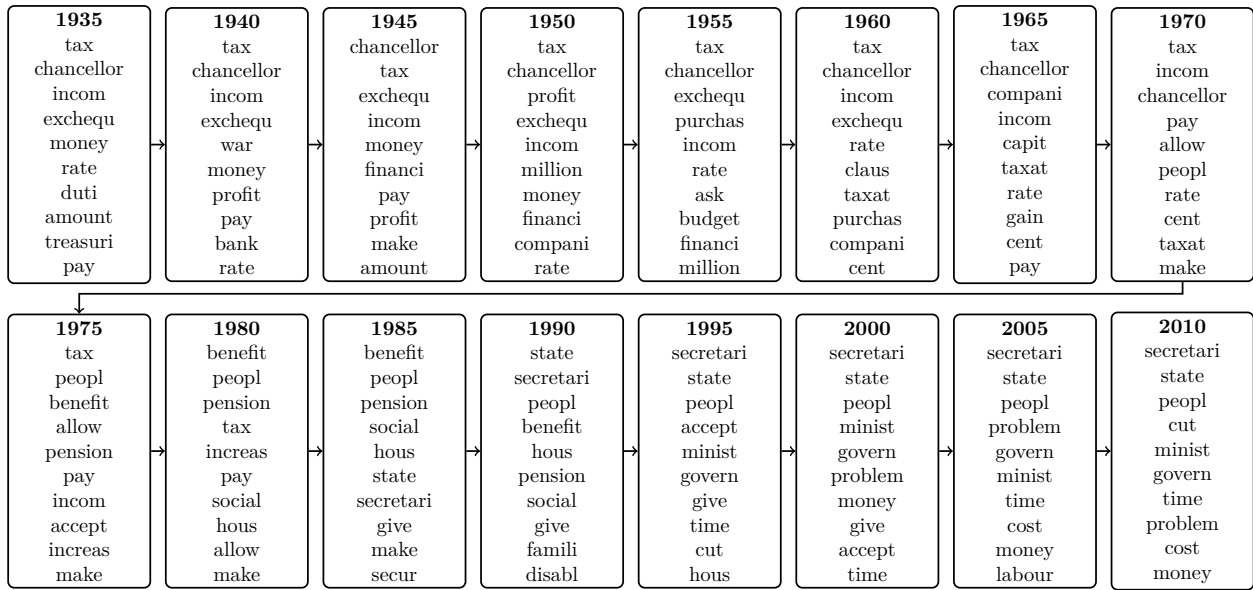


Figure A.15: Evolution of topic "Social Welfare and Pensions".

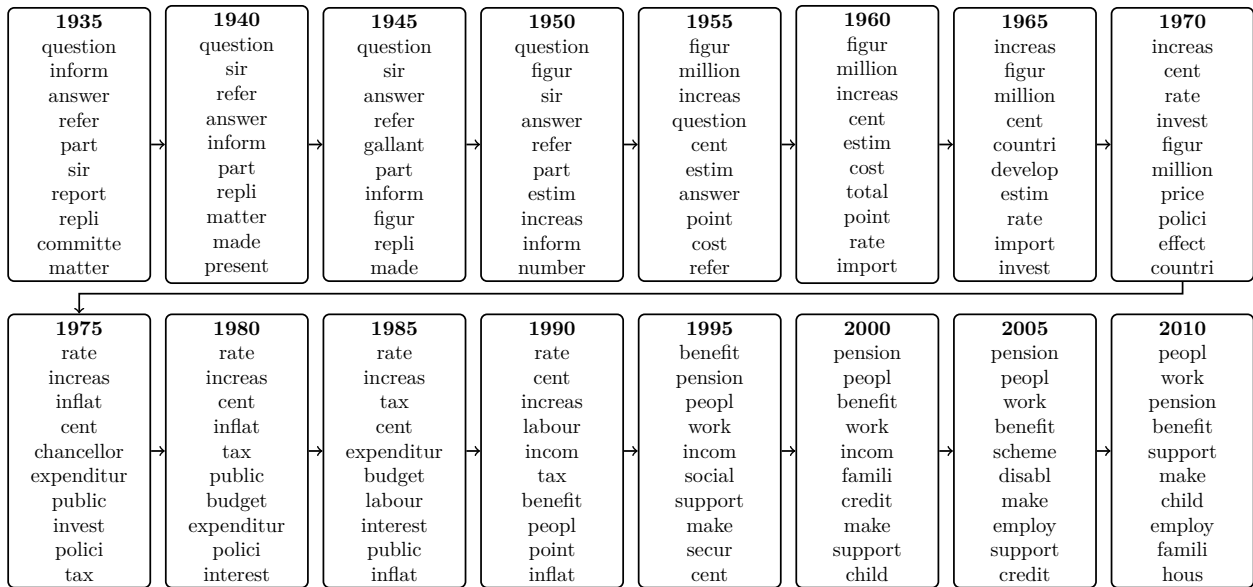


Figure A.16: Evolution of topic "Macroeconomic Issues".

vehicl(e) in 1955. Welsh or Wales appear from 1970 and consistently thereafter, such as Cardiff in 1990. Earlier panels are less clearly focused on transport or Wales.

Panels in Figure A.18 produce procedural words throughout such as amend and committee. The words in this topic very clearly relates to House of Commons procedures.

The European terms start to appear from 1970 in Figure A.19 with the word commu-

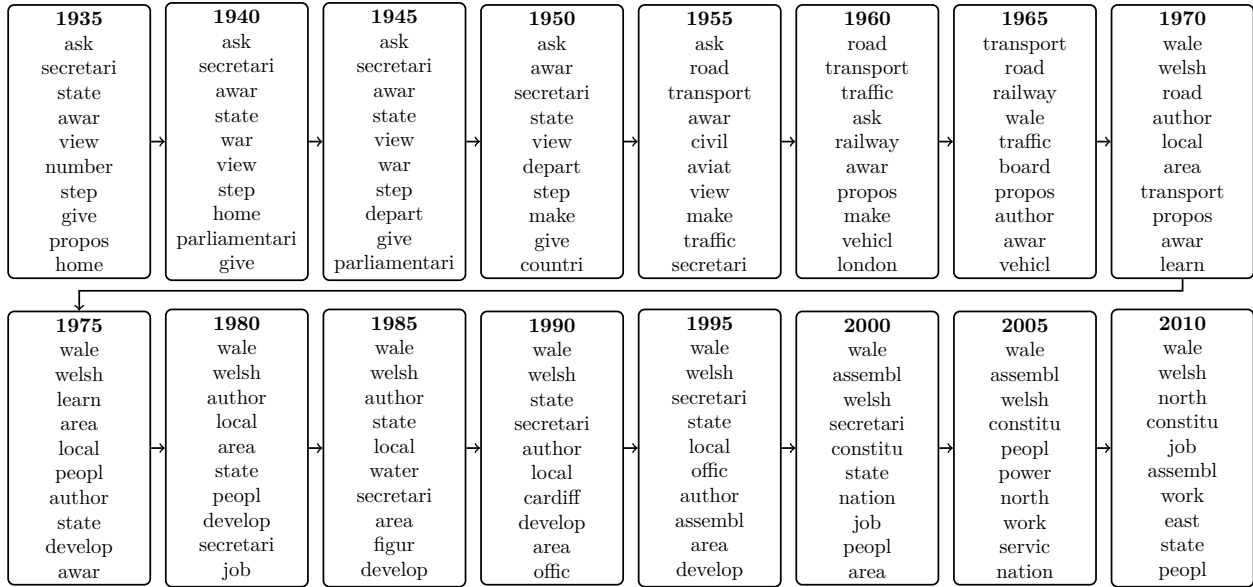


Figure A.17: Evolution of topic "Regional Infrastructure (particularly Wales)".

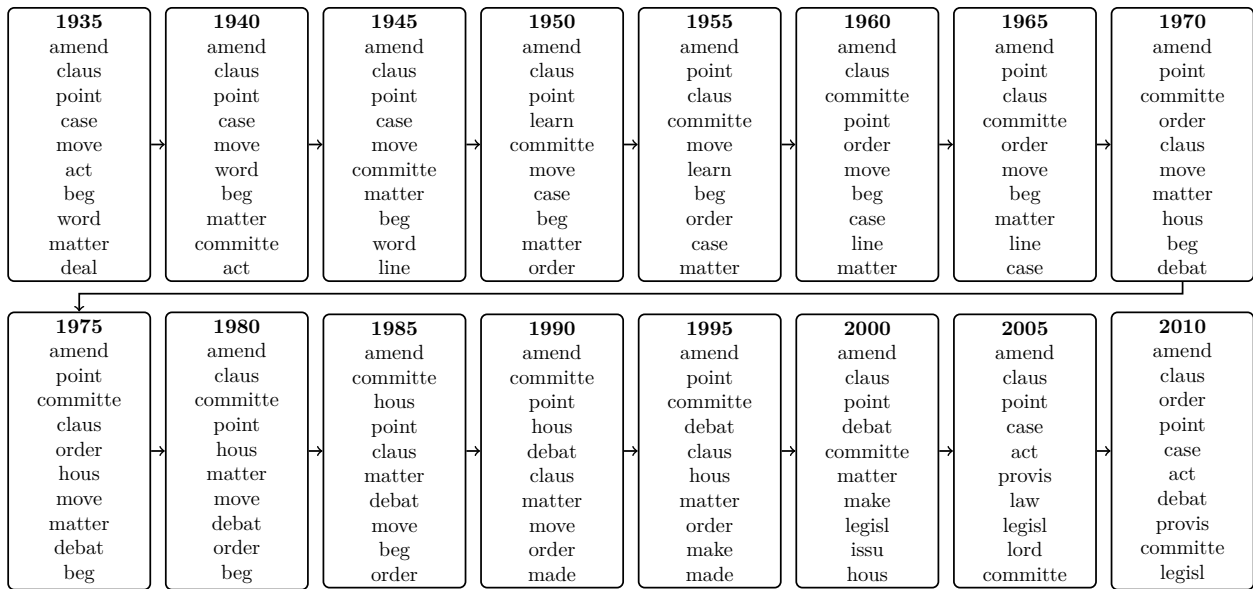


Figure A.18: Evolution of topic "Legislative Procedures (particularly amendment procedure)".

niti(es) which is to be expected as the EU was not a major topic up to when the UK when considering entry. The word European appears from 1980 with union appearing from 1995 reflecting the change in term in 1993. In earlier years there is not a clear focus to this topic, except some procedural terms.

In Figure the word trade dominates this topic in every selection up to 1965. After that

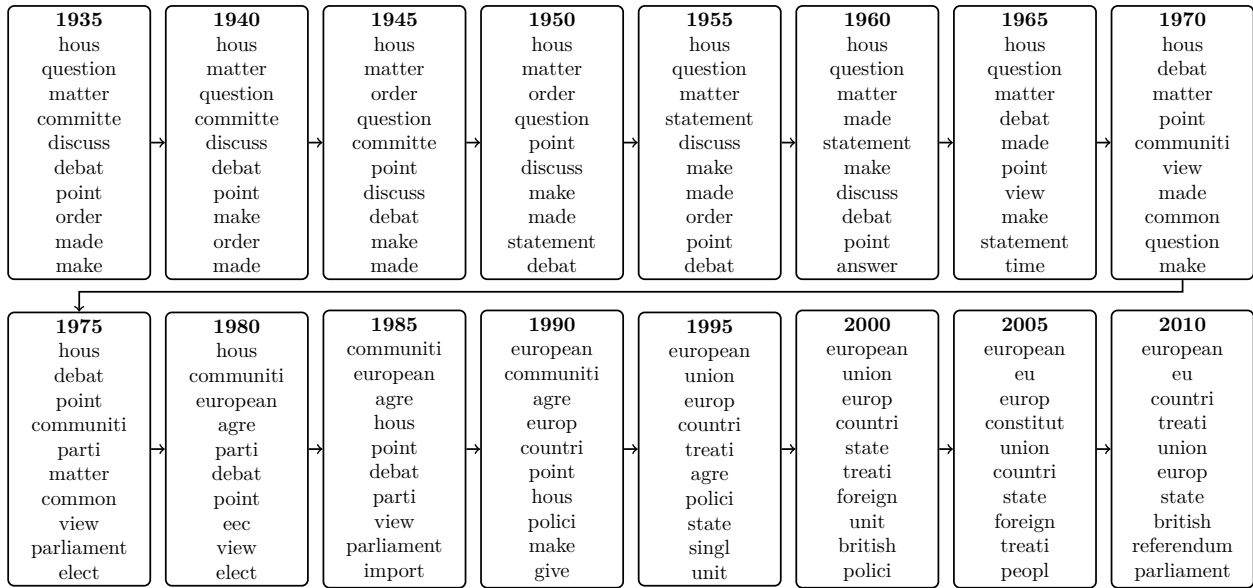


Figure A.19: Evolution of topic "International Affairs and European Matters".

time the definition of this topic is less clear. One reason might be the trade policy was ceded to the EU from 1973.

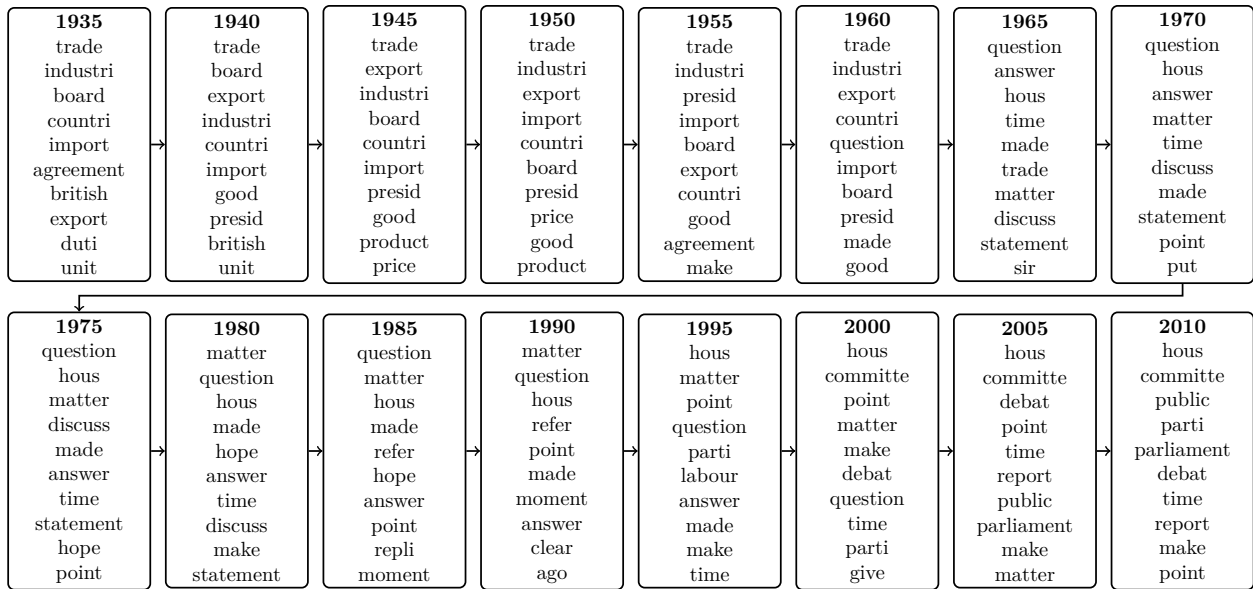


Figure A.20: Evolution of topic "Free Trade".

The words in Figure A.21 very clearly relate to Scotland with the word Scotland appearing in every selected panel, with other clear Scottish terms such as Glasgow in 1990. This reflects the importance of Scottish legislation before devolution.

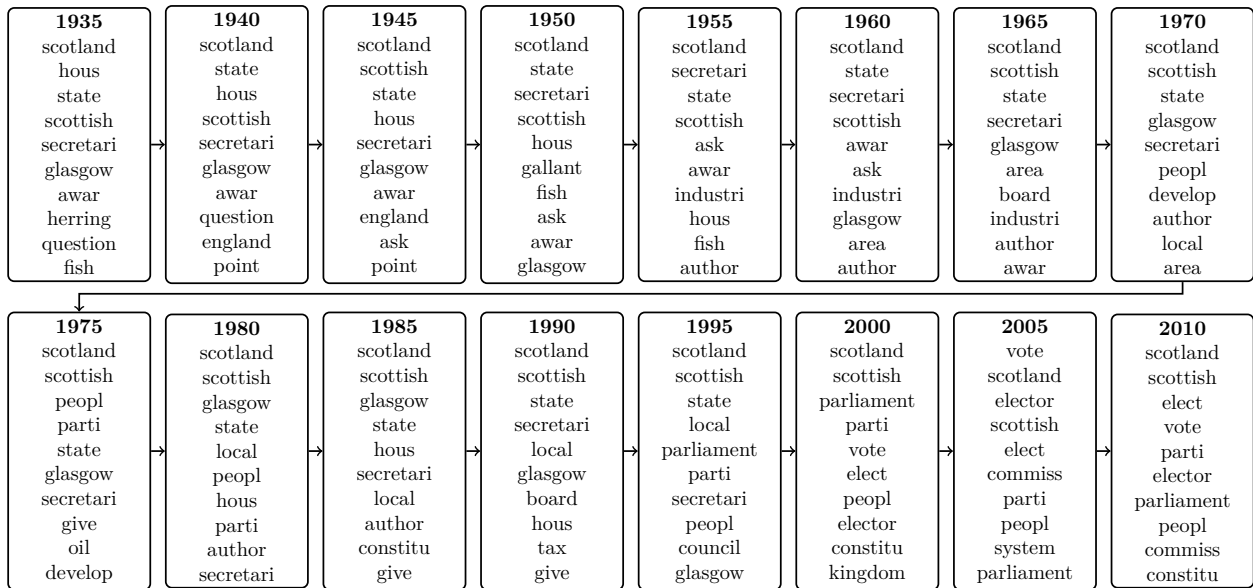


Figure A.21: Evolution of topic "Devolution (particularly Scotland)".

Figure A.22 has largely procedural terms before 1970 then Ireland appears consistently afterwards.

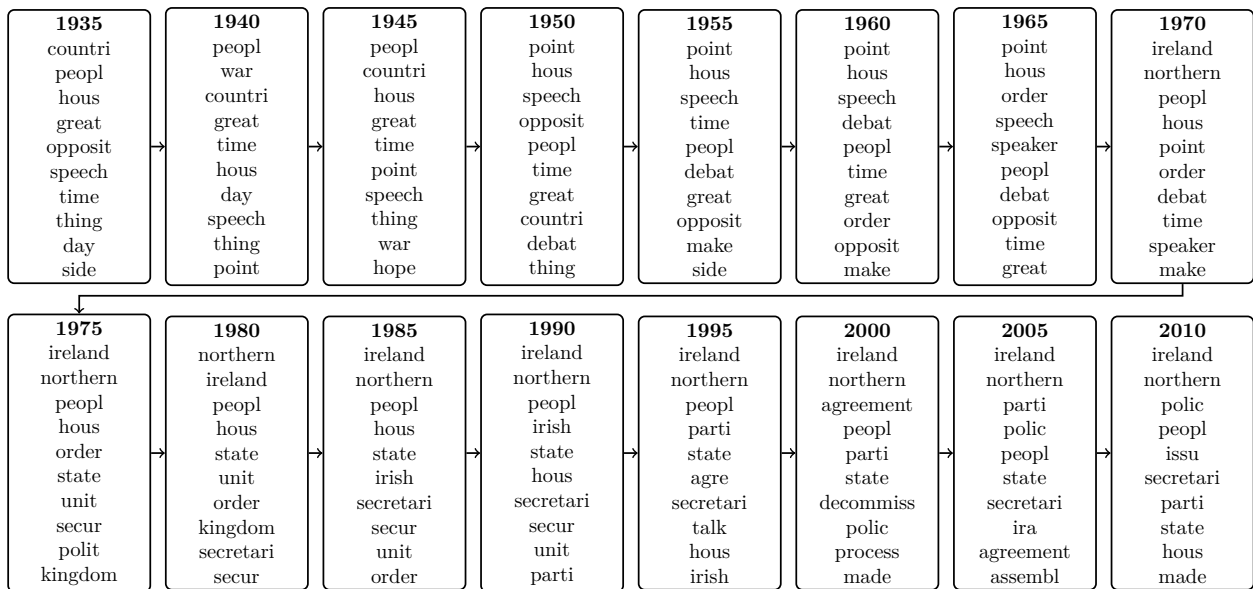


Figure A.22: Evolution of topic "Conflict (particularly Northern Ireland)".

Topic evolution figures present a nice illustration of the underlying concept of DTM. For some topics we observe the same thematic topic evolving over time, picking up new issues and dropping outdated references. A good example is Energy (Figure A.9) – there are new

issues that we would accept relating to energy like emissions and climate change concerns replacing references to coal dominated energy system in the UK. Other panels reflect a changing nature of the topic over time. For example, education and culture topic (Figure A.14) – evolution from an armed services topic to a clearly school and education related topic. One possible explanation for this latter phenomenon is that our DTM algorithm is fitting too many topics to our corpus and parliamentary debates better modeled by less than 22 topics. As discussed in the above section, we follow a procedure to estimate the optimal number of topics that is used in political science literature. If anything our results suggest that topic number estimation requires further research.

References

- Ahmed, Amr and Eric P Xing. 2010. Timeline: A dynamic hierarchical Dirichlet process model for recovering birth/death and evolution of topics in text stream. In *Proceedings of the 26th International Conference on Conference on Uncertainty in Artificial Intelligence*.
- Albaugh, Quinn, Stuart Soroka, Jeroen Joly, Peter Loewen, Julie Sevenans and Stefaan Walgrave. 2014. Comparing and Combining Machine Learning and Dictionary-Based Approaches to Topic Coding. In *7th annual Comparative Agendas Project (CAP) conference, Konstanz, June*. pp. 12–14.
- Aletras, Nikolaos and Arpit Mittal. 2017. Labeling Topics with Images Using a Neural Network. In *European Conference on Information Retrieval*. Springer pp. 500–505.
- Baturo, Alexander, Niheer Dasandi and Slava J Mikhaylov. 2017. “Understanding state preferences with text as data: Introducing the UN General Debate corpus.” *Research & Politics* 4(2):2053168017712821.
- Baturo, Alexander and Slava Mikhaylov. 2013. “Life of Brian revisited: Assessing informational and non-informational leadership tools.” *Political Science Research and Methods* 1(1):139–157.
- Baumgartner, Frank R., Christoffer Green-Pedersen and Bryan D. Jones. 2013. *Comparative Studies of Policy Agendas*. Routledge.
- Benoit, Kenneth, Drew Conway, Benjamin E Lauderdale, Michael Laver and Slava Mikhaylov. 2016. “Crowd-sourced text analysis: reproducible and agile production of political data.” *American Political Science Review* 110(2):278–295.
- Bevan, Shaun. 2014. Gone fishing: The creation of the comparative agendas project master codebook. Technical report Mannheimer Zentrum für Europäische Sozialforschung Mannheim: .
- Bhadury, Arnab, Jianfei Chen, Jun Zhu and Shixia Liu. 2016. Scaling up dynamic topic models. In *Proceedings of the 25th International Conference on World Wide Web*. International World Wide Web Conferences Steering Committee pp. 381–390.
- Bhatia, Shraey, Jey Han Lau and Timothy Baldwin. 2016. “Automatic labelling of topics with neural embeddings.” *arXiv preprint arXiv:1612.05340* .
- Birrell, Derek. 2012. *Comparing devolved governance*. Houndmills, Basingstoke, Hampshire: Palgrave Macmillan.
- Blei, David M., Andrew Y. Ng and Michael I. Jordan. 2003. “Latent Dirichlet Allocation.” *Journal of Machine Learning Research* 3:993–1022.
- Blei, David M and John D Lafferty. 2006. Dynamic topic models. In *Proceedings of the 23rd international conference on Machine learning*. ACM pp. 113–120.

- Blei, David M and John D Lafferty. 2007. “A Correlated Topic Model of Science.” *The Annals of Applied Statistics* 1(1):17–35.
- Blei, David M and John D Lafferty. 2009. Topic models. In *Text mining: classification, clustering, and applications*, ed. AN Srivastava and M Sahami. Data Mining and Knowledge Discovery Series Boca Raton, FL: CRC Press pp. 71–94.
- Carlisle, Juliet E, Jessica T. Feezell, Kristy E.H., Eric Michaud and R.A.N. Smith. 2017. *The politics of energy crises*. New York City, NY: Oxford University Press.
- Dudley, Geoffrey and Jeremy Richardson. 1999. *Why Does Policy Change?: Lessons from British Transport Policy 1945-99*. Routledge Studies in Governance and Public Policy London: Routledge.
- Gama, João, Indrè Žliobaitė, Albert Bifet, Mykola Pechenizkiy and Abdelhamid Bouchachia. 2014. “A survey on concept drift adaptation.” *ACM Computing Surveys (CSUR)* 46(4):44.
- Gilardi, Fabrizio, Charles R. Shipan and Bruno Wueest. 2017. “Policy Diffusion: The Issue-Definition Stage.”
- Glorot, Xavier, Antoine Bordes and Yoshua Bengio. 2011. Domain adaptation for large-scale sentiment classification: A deep learning approach. In *Proceedings of the 28th international conference on machine learning (ICML-11)*. pp. 513–520.
- Grant, Wyn. 2005. Agricultural Policy. In *Developments in British Public Policy*, ed. Peter Dorey. Macmillan chapter 1, pp. 7–23.
- Greene, Derek and James P. Cross. 2017. “Exploring the Political Agenda of the European Parliament Using a Dynamic Topic Modeling Approach.” *Political Analysis* 25(1):77–94.
- Griffiths, Thomas L and Mark Steyvers. 2004. “Finding scientific topics.” *Proceedings of the National academy of Sciences* 101(suppl 1):5228–5235.
- Grimmer, Justin. 2009. “A Bayesian hierarchical topic model for political texts: Measuring expressed agendas in Senate press releases.” *Political Analysis* 18(1):1–35.
- Grimmer, Justin and Brandon M Stewart. 2013. “Text as data: The promise and pitfalls of automatic content analysis methods for political texts.” *Political analysis* 21(3):267–297.
- Grimmer, Justin and Gary King. 2011. “General purpose computer-assisted clustering and conceptualization.” *Proceedings of the National Academy of Sciences* 108(7):2643–2650.
- Gropp, Chris, Alexander Herzog, Ilya Safro, Paul W Wilson and Amy W Apon. 2016. “Scalable dynamic topic modeling with clustered latent dirichlet allocation (clda).” *arXiv preprint arXiv:1610.07703*.
- Gurciullo, Stefano, Michael Smallegan, María Pereda, Federico Battiston, Alice Patania, Sebastian Poledna, Daniel Hedblom, Bahattin Tolga Oztan, Alexander Herzog, Peter John et al. 2015. “Complex Politics: A Quantitative Semantic and Topological Analysis of UK House of Commons Debates.” *arXiv preprint arXiv:1510.03797*.

- Herzog, Alexander and Kenneth Benoit. 2015. “The most unkindest cuts: speaker selection and expressed government dissent during economic crisis.” *Journal of Politics* 77(4):1157–1175.
- Herzog, Alexander and Slava J Mikhaylov. 2017. Database of Parliamentary Speeches in Ireland, 1919-2013. In *IEEE Proceedings of the 2017 International Conference on the Frontiers and Advances in Data Science (FADS), 23-25 October 2017, Xi'an, China*. pp. 29–34.
- Hillard, Dustin, Stephen Purpura and John Wilkerson. 2008. “Computer-assisted topic classification for mixed-methods social science research.” *Journal of Information Technology & Politics* 4(4):31–46.
- Jennings, Will, Shaun Bevan, Arco Timmermans, Gerard Breeman, Sylvain Brouard, Laura Chaqués-Bonafont, Christoffer Green-Pedersen, Peter John, Peter B. Mortensen and Anna M. Palau. 2011. “Effects of the Core Functions of Government on the Diversity of Executive Agendas.” *Comparative Political Studies* 44(8):1001–1030.
- John, P., A. Bertelli, W. Jennings and S. Bevan. 2013. *Policy Agendas in British Politics*. Springer.
- Lacoste-Julien, Simon, Fei Sha and Michael I Jordan. 2009. DiscLDA: Discriminative learning for dimensionality reduction and classification. In *Advances in neural information processing systems*. pp. 897–904.
- Latif, Siddique, Rajib Rana, Shahzad Younis, Junaid Qadir and Julien Epps. 2018. “Cross Corpus Speech Emotion Classification-An Effective Transfer Learning Technique.” *arXiv preprint arXiv:1801.06353*.
- Lau, Jey Han, Karl Grieser, David Newman and Timothy Baldwin. 2011. Automatic labelling of topic models. In *Proceedings of the 49th Annual Meeting of the Association for Computational Linguistics: Human Language Technologies-Volume 1*. Association for Computational Linguistics pp. 1536–1545.
- Lau, Jey Han and Timothy Baldwin. 2016. The Sensitivity of Topic Coherence Evaluation to Topic Cardinality. In *Proceedings of the 2016 Conference of the North American Chapter of the Association for Computational Linguistics – Human Language Technologies (NAACL HLT 2016)*. San Diego, USA: pp. 483–487.
- Lauderdale, Benjamin E. and Alexander Herzog. 2016. “Measuring political positions from legislative speech.” *Political Analysis* 24(3):374–394.
- Laver, Michael and Kenneth Benoit. 2002. “Locating TDs in policy spaces: the computational text analysis of Dáil speeches.” *Irish Political Studies* 17(1):59–73.
- Lowe, Will, Kenneth Benoit, Slava Mikhaylov and Michael Laver. 2011. “Scaling policy preferences from coded political texts.” *Legislative studies quarterly* 36(1):123–155.
- Mcauliffe, Jon D and David M Blei. 2008. Supervised topic models. In *Advances in neural information processing systems*. pp. 121–128.

- Mei, Qiaozhu, Xuehua Shen and ChengXiang Zhai. 2007. Automatic labeling of multinomial topic models. In *Proceedings of the 13th ACM SIGKDD international conference on Knowledge discovery and data mining*. ACM pp. 490–499.
- Mikolov, Tomas, Ilya Sutskever, Kai Chen, Greg S Corrado and Jeff Dean. 2013. Distributed representations of words and phrases and their compositionality. In *Advances in neural information processing systems*. pp. 3111–3119.
- Mimno, David, Hanna M Wallach, Edmund Talley, Miriam Leenders and Andrew McCallum. 2011. Optimizing semantic coherence in topic models. In *Proceedings of the Conference on Empirical Methods in Natural Language Processing*. Association for Computational Linguistics pp. 262–272.
- Mortensen, P. B., C. Green-Pedersen, G. E. Breeman, L. Chaqués Bonafont, W. Jennings, P. John, A. Palau Roque and A. Timmermans. 2009. Comparing government agendas: executive speeches in the Netherlands, United Kingdom, Denmark and Spain. In *2nd Annual Meeting of the Comparative Policy Agendas Conference, The Hague, The Netherlands*.
- Newman, David, Timothy Baldwin, Lawrence Cavedon, Sarvnaz Karimi, David Martinez and Justin Zobel. 2010. “Visualizing document collections and search results using topic mapping.” *Journal of Web Semantics* 8(2-3):169–175.
- O’Brien, Peter, Andy Pike and John Tomaney. 2018. “Governing the ‘ungovernable’? Financialisation and the governance of transport infrastructure in the London ‘global city-region’.” *Progress in Planning Online*.
- Pan, Sinno Jialin and Qiang Yang. 2010. “A survey on transfer learning.” *IEEE Transactions on knowledge and data engineering* 22(10):1345–1359.
- Parker, David. 2012. *The official history of privatisation*. Whitehall histories. Government official history series London: Routledge.
- Pimlott, Ben. 1993. *Harold Wilson*. London: HarperCollinsPublishers.
- Proksch, Sven-Oliver and Jonathan B Slapin. 2009. “How to avoid pitfalls in statistical analysis of political texts: The case of Germany.” *German Politics* 18(3):323–344.
- Proksch, Sven-Oliver and Jonathan B. Slapin. 2010. “Position Taking in European Parliament Speeches.” *British Journal of Political Science* 40(3):587–611.
- Quinn, Kevin M., Burt L. Monroe, Michael Colaresi, Michael H. Crespin and Dragomir R. Radev. 2010. “How to Analyze Political Attention with Minimal Assumptions and Costs.” *American Journal of Political Science* 54(1):209–228.
- Ramage, Daniel, David Hall, Ramesh Nallapati and Christopher D Manning. 2009. Labeled LDA: A supervised topic model for credit attribution in multi-labeled corpora. In *Proceedings of the 2009 Conference on Empirical Methods in Natural Language Processing: Volume 1-Volume 1*. Association for Computational Linguistics pp. 248–256.

- Roberts, Margaret E, Brandon M Stewart, Dustin Tingley, Christopher Lucas, Jetson Leder-Luis, Shana Kushner Gadarian, Bethany Albertson and David G Rand. 2014. “Structural Topic Models for Open-Ended Survey Responses.” *American Journal of Political Science* 58(4):1064–1082.
- Roberts, Margaret E, Brandon M Stewart and Edoardo M Airoidi. 2016. “A model of text for experimentation in the social sciences.” *Journal of the American Statistical Association* 111(515):988–1003.
- Rusu, Andrei A, Matej Vecerik, Thomas Rothörl, Nicolas Heess, Razvan Pascanu and Raia Hadsell. 2016. “Sim-to-real robot learning from pixels with progressive nets.” *arXiv preprint arXiv:1610.04286* .
- Sabatier, Paul A and Hank C Jenkins-Smith. 1993. *Policy change and learning: an advocacy coalition approach*. Boulder, Colo.: Westview Press.
- Schwarz, Daniel, Denise Traber and Kenneth Benoit. 2017. “Estimating intra-party preferences: comparing speeches to votes.” *Political Science Research and Methods* 5(2):379–396.
- Self, Robert C. 2010. *British foreign and defence policy since 1945: challenges and dilemmas in a changing world*. Basingstoke, Hampshire: Palgrave Macmillan.
- Sun, Baochen, Jiashi Feng and Kate Saenko. 2016. Return of Frustratingly Easy Domain Adaptation. In *AAAI*. Vol. 6 p. 8.
- Teh, Yee Whye, Michael I Jordan, Matthew J Beal and David M Blei. 2012. “Hierarchical Dirichlet Processes.” *Journal of the American Statistical Association* 101(476):1566–1581.
- Wang, Xuerui and Andrew McCallum. 2006a. Topics Over Time: a non-Markov continuous-time model of topical trends. In *Proceedings of the 12th ACM SIGKDD International Conference on Knowledge Discovery and Data Mining*. Association for Computing Machinery pp. 424–433.
- Wang, Xuerui and Andrew McCallum. 2006b. Topics over time: a non-Markov continuous-time model of topical trends. In *Proceedings of the 12th ACM SIGKDD international conference on Knowledge discovery and data mining*. ACM pp. 424–433.
- Webb, Geoffrey I, Loong Kuan Lee, François Petitjean and Bart Goethals. 2017. “Understanding Concept Drift.” *arXiv preprint arXiv:1704.00362* .
- Webb, Geoffrey I, Roy Hyde, Hong Cao, Hai Long Nguyen and Francois Petitjean. 2016. “Characterizing concept drift.” *Data Mining and Knowledge Discovery* 30(4):964–994.
- Wood, Justin, Patrick Tan, Wei Wang and Corey Arnold. 2017. Source-LDA: Enhancing probabilistic topic models using prior knowledge sources. In *Data Engineering (ICDE), 2017 IEEE 33rd International Conference on*. IEEE pp. 411–422.
- Yang, Zhilin, Ruslan Salakhutdinov and William W Cohen. 2017. “Transfer learning for sequence tagging with hierarchical recurrent networks.” *arXiv preprint arXiv:1703.06345* .