

Aspects of Track-Assisted Mass

Benjamin T. Elder and Jesse Thaler

Center for Theoretical Physics, Massachusetts Institute of Technology, Cambridge, MA 02139, USA

E-mail: belder13@mit.edu, jthaler@mit.edu

ABSTRACT: Track-assisted mass is a proxy for jet mass that only uses direction information from charged particles, allowing it to be measured at the Large Hadron Collider with very fine angular resolution. In this paper, we introduce a generalization of track-assisted mass and analyze its performance in both parton shower generators and resummed calculations. For the original track-assisted mass, the track-only mass is rescaled by the charged energy fraction of the jet. In our generalization, the rescaling factor includes both per-jet and ensemble-averaged information, facilitating a closer correspondence to ordinary jet mass. Using the track function formalism in electron-positron collisions, we calculate the spectrum of generalized track-assisted mass to next-to-leading-logarithmic order with leading-order matching. These resummed calculations provide theoretical insight into the close correspondence between track-assisted mass and ordinary jet mass. With the growing importance of jet grooming algorithms, we also calculate track-assisted mass on soft-drop groomed jets.

Contents

1	Introduction	1
2	Exploration of Generalized Track-Assisted Mass	5
2.1	Observable and Statistic Definitions	5
2.2	Parton Shower Results	7
3	Track-Assisted Mass in e^+e^- Annihilation	10
3.1	Defining Track-Based Observables	11
3.2	Resummed Calculation	12
3.3	Insights at Fixed Coupling	15
3.4	Fixed-Order Corrections	17
3.5	Extension to Generalized Track-Assisted Mass	20
3.6	Non-Perturbative Corrections	20
3.7	Best Fit Parameters	24
4	Impact of Soft-Drop Grooming	24
4.1	Track-Assisted Grooming	24
4.2	Parton Shower Study	26
4.3	Analytic Calculation with Grooming	27
5	Conclusions	30
A	Pure Quark and Gluon Ensembles	31
B	Details of Resummed Calculation	33
C	Details of Fixed-Order Matching	36
C.1	Matrix Elements	36
C.2	Comparison of Matching Schemes	39
D	Alternative Soft-Drop Implementation	40

1 Introduction

The Large Hadron Collider (LHC) is currently operating at a collision energy of 13 TeV, allowing it to produce electroweak-scale resonances—like W/Z bosons, Higgs bosons, and top quarks—with very high Lorentz boosts. The typical angular separation between the

products of a two-body decay $A \rightarrow BC$ is $\Delta R_{BC} \approx 2m_A/p_{T,A}$, so boosted resonances are often reconstructed as a single hadronic jet. At the most extreme kinematics, the decay products can become so collimated that their separation is even below the typical hadronic calorimeter resolution of 0.1×0.1 in the rapidity-azimuth plane. For example, the products of a decaying W boson would become indistinguishable to a hadronic calorimeter at $p_T \approx 1.5$ TeV.

On the other hand, the charged particle tracking detectors at the LHC experiments offer 10–100 times better angular resolution than the electromagnetic and hadronic calorimeters [1, 2]. This has motivated the design of jet substructure observables which require direction information from only charged particles [3–9].¹ With the goal of improving the mass resolution of boosted objects, the ATLAS collaboration defined the track-assisted mass as [11]

$$M_{\text{TA}} = M_{\text{track}} \left(\frac{p_{T,\text{calo}}}{p_{T,\text{track}}} \right), \quad (1.1)$$

where the track-only mass M_{track} is computed from charged particle tracking information, while the charged-to-neutral fraction $p_{T,\text{track}}/p_{T,\text{calo}}$ requires input from both tracking and calorimetry. Because of approximate isospin conservation, M_{TA} is a good proxy for ordinary jet mass M_{calo} .² In addition, quantities like M_{track} defined in terms of just charged particles are more resilient to the impact of secondary pileup collisions [1, 2].

In this paper, we introduce the generalized track-assisted mass (GTAM) and study its properties for ordinary quark and gluon jets. Taking Eq. (1.1) as a starting point, we define a two-parameter family of GTAM observables,

$$M_{\text{TA}}^{(\kappa,\lambda)} = M_{\text{track}} \left(\frac{p_{T,\text{calo}}}{p_{T,\text{track}}} \right)^\kappa \left\langle \frac{p_{T,\text{calo}}}{p_{T,\text{track}}} \right\rangle^\lambda, \quad M_{\text{TA}}^{(1,0)} \equiv M_{\text{TA}}, \quad (1.2)$$

where $\langle \cdot \rangle$ denotes an average over an ensemble of jets. The parameters κ and λ determine whether the charged-to-neutral fraction is estimated jet-by-jet or ensemble-by-ensemble. One expects the dimensionless ratios $M_{\text{calo}}/p_{T,\text{calo}}$ and $M_{\text{track}}/p_{T,\text{track}}$ to be comparable, which suggests that the best proxy for M_{calo} should satisfy $\kappa + \lambda = 1$. Through a combination of parton-shower studies and resummed calculations, we confirm this expectation. Furthermore, we find that parameter values around $\kappa \simeq \lambda \simeq 0.5$ produce an observable which outperforms M_{TA} as a proxy for jet mass, at least for quark- and gluon-initiated jets. We also study GTAM with soft-drop grooming, and find that it remains a good substitute for jet mass, but with a shift in the optimal parameter values which depends on the degree of grooming.

To preview our results, distributions of jet mass M_{calo} and GTAM $M_{\text{TA}}^{(\kappa,\lambda)}$ are plotted in Fig. 1 for anti- k_t jets [14] in e^+e^- annihilation. Here, we show distributions (a) from

¹CMS performed a study of vector boson tagging at high p_T and found that the hadronic calorimeter resolution was too coarse to effectively identify vector bosons at $p_T > 1.5$ TeV [10]. This study concluded that momenta reconstructed from the electromagnetic calorimeter would be the key component of high- p_T vector boson tagging, but did not examine a purely track-based measurement.

²Throughout this paper, we use “track” to refer to just charged particles and “calo” to refer to all particles, even through algorithms like particle flow [12, 13] determine “calo” quantities through a combination of tracking and calorimetry.

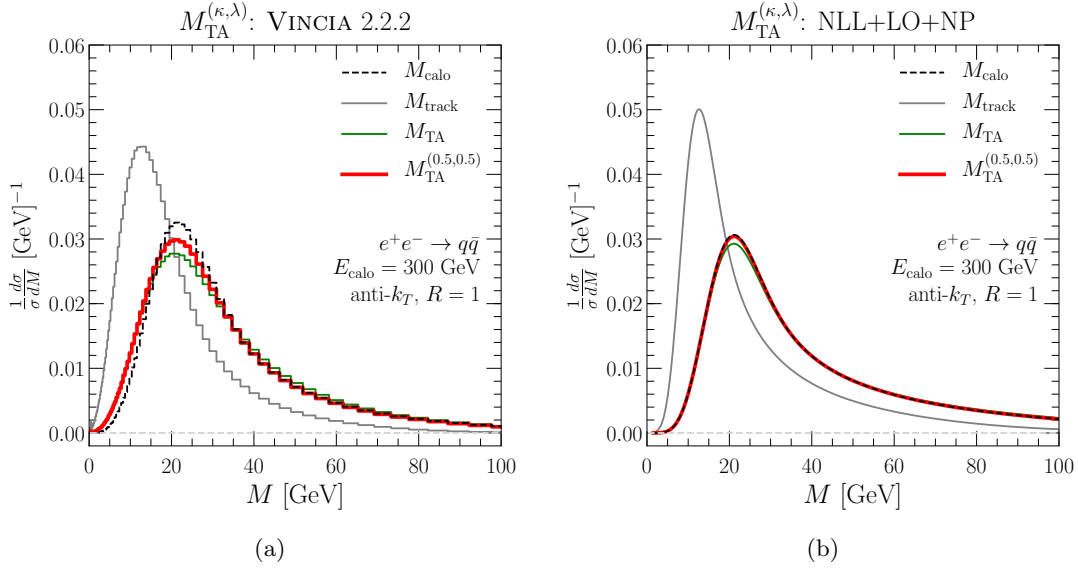


Figure 1: Distributions of jet mass M_{calo} and GTAM $M_{\text{TA}}^{(\kappa, \lambda)}$ in e^+e^- collisions, extracted from (a) VINCIA 2.2.2 and (b) NLL+LO calculations convolved with a non-perturbative shape function.

the VINCIA 2.2.2 [15, 16] parton shower plugin to PYTHIA 8.230 [17, 18] and (b) from our analytic calculations described below. As expected, M_{track} differs from M_{calo} by roughly a factor of 2/3 (corresponding to equal fractions of π^+ , π^- , and π^0). Using standard track-assisted mass M_{TA} restores the desired peak location, but with some degree of smearing. Our recommended GTAM default of $M_{\text{TA}}^{(0.5, 0.5)}$ gets even closer to matching the M_{calo} distribution. By the dimensional analysis argument above, one could already guess that $\kappa + \lambda = 1$ would be preferred, and this intuition is borne out in our analytic calculations. The precise relationship between κ and λ is sensitive to the details of the event sample and the accuracy of the calculation. Eventually, experimental measurements will be needed to determine whether our recommendation of $\kappa \simeq \lambda \simeq 0.5$ indeed has the best performance as a jet-mass proxy.

The importance of jet mass as a collider observable cannot be overstated. When the decay products of boosted objects become collimated, jet production cross sections cannot distinguish between boosted signal jets and QCD background jets. This challenge has spurred the development of many substructure techniques for tagging highly boosted objects [19–37]. The most fundamental substructure observable is the jet mass, which has been computed at fixed order, and in resummed calculations to next-to-leading logarithmic (NLL) order [38–42]. The mass of a boosted signal jet originates primarily from the decaying heavy resonance, while background jets produced by light quarks and gluons gain mass from collinear parton splitting governed by the DGLAP evolution equations [43–46]. A cut on the value of the jet mass can therefore be an important discriminant between signal and background jets [47, 48], which

is why having excellent jet mass resolution is of paramount importance, perhaps achieved through track-assisted measurements.

We now give a detailed outline of the remainder of this paper. In Sec. 2, we review the definition of track-assisted mass and then perform an exploratory parton shower study with VINCIA, using ensembles of quark and gluon jets from pp collisions at $E_{\text{CM}} = 14$ TeV. We compare GTAM and ordinary jet mass for a range of κ and λ parameters. The closest correspondence between the two occurs for $\kappa \approx 0.5$ and $\lambda \approx 0.5$, where we define the degree of similarity by a symmetric version of the χ^2 statistic. In App. A, we repeat this study for pure samples of quark/gluon jets (as defined by the VINCIA hard process), and find that the optimal GTAM parameters are insensitive to the parton content of the jet.

In Sec. 3, we calculate the GTAM spectrum for quark- and gluon-initiated jets in e^+e^- collisions. The use of observables depending on only charged particles is theoretically complicated since these observables are not infrared and collinear (IRC) safe. IRC safety guarantees a finite perturbative expansion order-by-order in α_s [49], whereas the perturbative spectra of unsafe observables exhibit unphysical divergences. Perturbative calculations of cross sections for a large class of collinear-unsafe observables can be performed with the track function formalism, or the broader generalized fragmentation function (GFF) formalism [50–55]. Just like ordinary fragmentation functions for inclusive single-hadron cross sections [56–62], these methods absorb collinear singularities from the fixed-order calculation into non-perturbative GFFs, which can be extracted from global fits to experimental data.³ For the purposes of this study, we used track functions extracted from PYTHIA 8.230 as described in Ref. [55].

The details of the resummed calculation in Sec. 3 closely follow those of track thrust in Ref. [53], with additional details provided in App. B and App. C. The analytic calculations include resummation to NLL order, excluding the effects of non-global logarithms (NGLs) [64]. To perform leading fixed-order (LO) matching, we use the processes $e^+e^- \rightarrow \gamma^*/Z \rightarrow q\bar{q}g$ and $e^+e^- \rightarrow H \rightarrow ggg(gg\bar{q})$. Non-perturbative (NP) effects are modeled by convolution with a shape function [65, 66], giving a final accuracy we call NLL+LO+NP. This calculation broadly supports our conclusions from the VINCIA study and offers additional insight into the correspondence between jet mass and track-assisted mass. Appropriate convolutions with parton distribution functions (PDFs) and the replacement $E \rightarrow p_T$ would allow these results to be translated to the LHC.

We examine the effect of jet grooming in Sec. 4, using VINCIA and an NLL+LO calculation to assess the correspondence between groomed GTAM and groomed jet mass. In the noisy environment of the LHC, jet grooming techniques are essential for removing radiation from sources besides the parton initiating the jet [1, 2]. Pileup contamination in the upcoming high-luminosity runs will make grooming even more indispensable [67, 68]. Soft-drop grooming [33] can be easily incorporated into our analytic calculation, allowing us to compute the spectrum of groomed GTAM. In fact, soft-drop grooming removes radiation associated with NGLs to all perturbative orders [69], greatly simplifying analytic calculations. The absence of

³See Ref. [63] for a recent review of these extractions and the experimental datasets used to perform them.

NGL contributions to the groomed jet mass distribution also implies that this resummed distribution is a complete NLL calculation. We find that the optimal values of the GTAM parameters κ and λ have a mild dependence on the values of the soft-drop parameters, so the optimal GTAM observable is not entirely independent of the grooming procedure. App. D describes another possibility for track-assisted soft-drop grooming.

Our main conclusions are summarized in Sec. 5.

2 Exploration of Generalized Track-Assisted Mass

2.1 Observable and Statistic Definitions

Track mass is the mass of a jet computed only using charged particles,

$$M_{\text{track}} = \sqrt{\left(\sum_{i \in \text{tracks}} E_i\right)^2 - \left(\sum_{i \in \text{tracks}} \vec{p}_i\right)^2}, \quad p_{T,\text{track}} = \sqrt{\left(\sum_{i \in \text{tracks}} \vec{p}_{T,i}\right)^2}, \quad (2.1)$$

where we have also defined the track transverse momentum. The ordinary jet mass (M_{calo}) and jet transverse momentum ($p_{T,\text{calo}}$) are defined analogously, with the sum running over all particles in a jet. In practice, the energy E_i might be replaced by the magnitude $|\vec{p}_i|$ if particle mass information is not available.

By using angular information only from charged-particle tracks, measurements of track mass can achieve better angular resolution than for ordinary jet mass. This benefit comes with a clear drawback, though, since the distribution of track mass for heavy resonance jets will no longer peak sharply at the mass of the decaying resonance. Because of the removal of neutral radiation, the track mass will be shifted to lower values compared to ordinary mass, but such an overall shift could easily be corrected through calibration. More importantly, fluctuations in the fraction of energy carried by charged particles will widen the distribution. For the quark/gluon jet ensemble with $p_{T,\text{min}} > 300$ GeV studied below, the fractional standard deviations of the jet mass distributions are

$$\frac{\sigma_{\text{calo}}}{\langle M_{\text{calo}} \rangle} = 0.48, \quad \frac{\sigma_{\text{track}}}{\langle M_{\text{track}} \rangle} = 0.53, \quad (2.2)$$

so there is an intrinsic loss of resolution by using charged particles compared to all particles.

An observable that is more closely related to the ordinary jet mass can be constructed using a re-weighting factor involving $p_{T,\text{calo}}$ and $p_{T,\text{track}}$. This is the motivation for track-assisted mass in Eq. (1.1) and our generalized version in Eq. (1.2), repeated for convenience:

$$M_{\text{TA}}^{(\kappa,\lambda)} = M_{\text{track}} \left(\frac{p_{T,\text{calo}}}{p_{T,\text{track}}} \right)^\kappa \left\langle \frac{p_{T,\text{calo}}}{p_{T,\text{track}}} \right\rangle^\lambda, \quad M_{\text{TA}}^{(1,0)} \equiv M_{\text{TA}}. \quad (2.3)$$

If the jet-by-jet fluctuations in the charged-to-neutral mass fraction were identical to the jet-by-jet fluctuations in the charged-to-neutral energy fraction, then just using the per-jet rescaling factor $p_{T,\text{calo}}/p_{T,\text{track}}$ (i.e. $\kappa = 1$ and $\lambda = 0$) would yield a good jet-mass proxy. More

generally, one can include charged-to-neutral fraction information from some ensemble of jets \mathcal{E} ,

$$\left\langle \frac{p_{T,\text{calo}}}{p_{T,\text{track}}} \right\rangle = \frac{1}{|\mathcal{E}|} \sum_{e \in \mathcal{E}} \frac{p_{T,\text{calo}}^e}{p_{T,\text{track}}^e}, \quad (2.4)$$

which has the potential to smooth out jet-by-jet fluctuations to produce a narrower GTAM distribution closer to the width of the ordinary jet mass distribution. In general, the optimal choices of κ and λ will depend on the jet samples of interest, since there can be different correlations between energy and mass for different types of jets.

To avoid biasing the GTAM distribution, the appropriate ensemble for computing the average in Eq. (2.4) should be as similar as possible to the jets being measured, but still large enough to have acceptable statistical uncertainties. For example, all jets in a relatively narrow p_T and rapidity range would be a reasonable choice. Fortunately, the charged particle momentum fraction is rather scale insensitive, so averaging over a wide p_T and rapidity range turns out to not have much of an effect. This is true even accounting for differences in the quark/gluon composition of the ensemble; see further discussion in App. A. We also examined the impact of adding a shift parameter $M_{\text{TA}}^{(\kappa,\lambda)} \rightarrow M_{\text{TA}}^{(\kappa,\lambda)} + B p_{T,\text{calo}}$, but found that this additional parameter did not improve the correspondence to ordinary jet mass.

To quantify the statistical difference between the distributions of $M_{\text{TA}}^{(\kappa,\lambda)}$ and M_{calo} , we use the statistic⁴

$$\Delta(p, q) = \sum_{a \in \text{bins}} \frac{1}{2} \frac{(p_a - q_a)^2}{p_a + q_a}, \quad \Delta \in [0, 1]. \quad (2.5)$$

The sum is over histogram bins, and p_a and q_a are the probability weights of bin a in the probability distributions p and q . A value of $\Delta = 0$ indicates that the distributions p and q are identical, and a value of 1 occurs when they have no overlap. This statistic is appealing because it is simple, symmetric between p and q , and does not rely on assumptions about the underlying distribution of the data, aside from statistical independence of the samples. In this paper, we only compare the distributions $M_{\text{TA}}^{(\kappa,\lambda)}$ and M_{calo} , so for simplicity of notation, we label Δ by the κ, λ parameters,

$$\Delta(\kappa, \lambda) \equiv \Delta \left(M_{\text{TA}}^{(\kappa,\lambda)}, M_{\text{calo}} \right). \quad (2.6)$$

It is worth emphasizing that Eq. (2.5) is defined at the level of probability distributions, which is not the same as comparing observables on a jet-by-jet basis. For single-differential jet mass cross sections, the similarity of the probability distributions is what matters, since that is what is being directly measured. On the other hand, for multi-differential distributions, for calibration purposes, or in the presence of additional jet substructure cuts, the jet-by-jet comparison of GTAM to ordinary jet mass might be more meaningful. Because our analytic calculations in Sec. 3 can only handle single-differential distributions, we focus on the statistic in Eq. (2.5), which favors $\kappa \simeq 0.5$ and $\lambda \simeq 0.5$. We have some evidence that the ATLAS

⁴Without the normalizing factor of $\frac{1}{2}$, this is known in the information theory literature as triangular discrimination [70]. In the high-energy physics literature, this is often called the separation power.

default of $\kappa = 1$ and $\lambda = 0$ may be preferable for multi-differential cross sections or when there is a narrow cut on jet mass, but this conclusion depends on the precise statistical metric used.

2.2 Parton Shower Results

To gain some intuition for the performance of GTAM, we perform a parton shower study relevant for the LHC. We generate the process $pp \rightarrow$ dijets (including the underlying event) at a center-of-mass energy of 14 TeV, using the VINCIA 2.2.2 [15, 16] parton shower plugin to PYTHIA 8.230 [17, 18]. We verified that similar results could be obtained using the PYTHIA default parton shower as well. Jets are identified using the anti- k_t algorithm [14] with jet radius $R = 0.4$, as implemented by FASTJET 3.3.0 [71, 72]. The jet mass and GTAM are measured on the jet with the highest $p_{T,\text{calo}}$ in each event. The results are presented for jets with $p_{T,\text{calo}} > 100$ GeV, $p_{T,\text{calo}} > 300$ GeV, and $p_{T,\text{calo}} > 1000$ GeV. Results for separate quark and gluon distributions are provided in App. A, where the differences are shown to be small. We start by looking at the impact of κ and λ separately (setting the other parameter equal to zero), before focusing on the preferred combination of $\kappa + \lambda = 1$.

As a simple proxy for jet mass, one can rescale the track mass by a constant factor $M_{\text{track}} \rightarrow C M_{\text{track}}$. If QCD jets were made entirely of pions with exact isospin symmetry, we would expect M_{track} to be a rescaling of M_{calo} by a constant factor of $2/3$, which could be corrected using $C = 3/2$. The jet ensembles considered here have an ensemble-averaged p_T ratio of $\langle p_{T,\text{calo}}/p_{T,\text{track}} \rangle = 1.6$, which is close to the $3/2$ predicted by isospin symmetry. Thus, a useful way to parametrize a constant rescaling is to fix $\kappa = 0$ in Eq. (2.3) and scan over λ values, which is the same as rescaling M_{track} by an overall multiplicative constant. As shown in Fig. 2a for $p_{T,\text{calo}} > 300$ GeV, this crude rescaling is reasonably successful in practice. Scanning over $\lambda = \{0, 0.5, 1, 1.5\}$, the best correspondence between GTAM and M_{calo} is for the thick blue curve with $\lambda = 1$. In Fig. 2b, we plot the $\Delta(0, \lambda)$ statistic for jets with p_T cuts of 100 GeV, 300 GeV, and 1000 GeV, where again the best jet-mass proxy is achieved for λ close to one.

In the ATLAS approach to track-assisted mass, the track mass is rescaled by the per-jet ratio $p_{T,\text{calo}}/p_{T,\text{track}}$. This is equivalent to fixing $\lambda = 0$ in Eq. (2.3). The motivation for this strategy is that the charged-to-total p_T fraction can vary jet by jet, which would leave an imprint on the $M_{\text{track}}/M_{\text{calo}}$ ratio. In Fig. 3a, we show the distributions of GTAM for $\kappa = \{0, 0.5, 1, 1.5\}$ in the $p_{T,\text{calo}} > 300$ GeV sample. The best fit is obtained from the thick green curve with $\kappa = 1$, which is the value used by ATLAS. We plot $\Delta(\kappa, 0)$ in Fig. 3b, where $\kappa = 1$ is preferred in all three p_T ranges considered. Comparing Figs. 2b and 3b, we see that the per-jet charged p_T fraction is a significantly more effective rescaling factor than the ensemble-average p_T fraction.

As a hybrid of the two above approaches, we can consider $\lambda = 1 - \kappa$. Reweighting the track mass by the per-jet $p_{T,\text{calo}}/p_{T,\text{track}}$ ratio does correct for the removal of neutral-particle energies, but it does not account for fluctuations in the *angular* distribution of neutral particles. Therefore, one expects that using ensemble-averaged information can help reduce

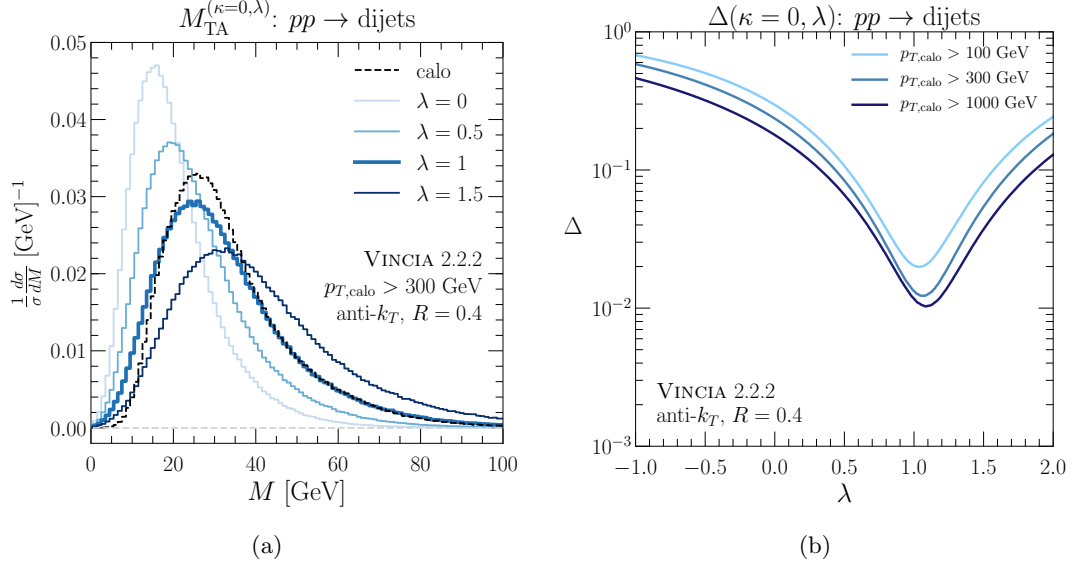


Figure 2: (a) GTAM distributions for $p_{T,\text{calo}} > 300$ GeV with $\kappa = 0$ and $\lambda = \{0, 0.5, 1, 1.5\}$, with ordinary jet mass plotted as a dashed black curve for comparison. (b) $\Delta(0, \lambda)$ as a function of λ , in the $p_{T,\text{calo}} > 100$ GeV, $p_{T,\text{calo}} > 300$ GeV, and $p_{T,\text{calo}} > 1000$ GeV ensembles.

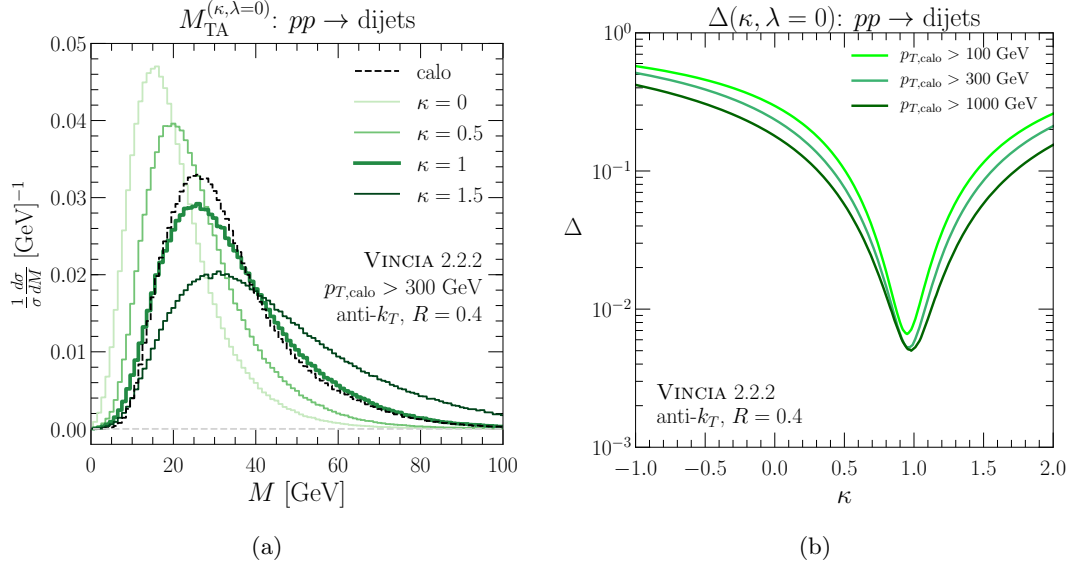


Figure 3: Same as Fig. 2 but (a) with GTAM parameters $\kappa = \{0, 0.5, 1, 1.5\}$ and $\lambda = 0$ and (b) $\Delta(\kappa, \lambda = 0)$ as a function of κ .

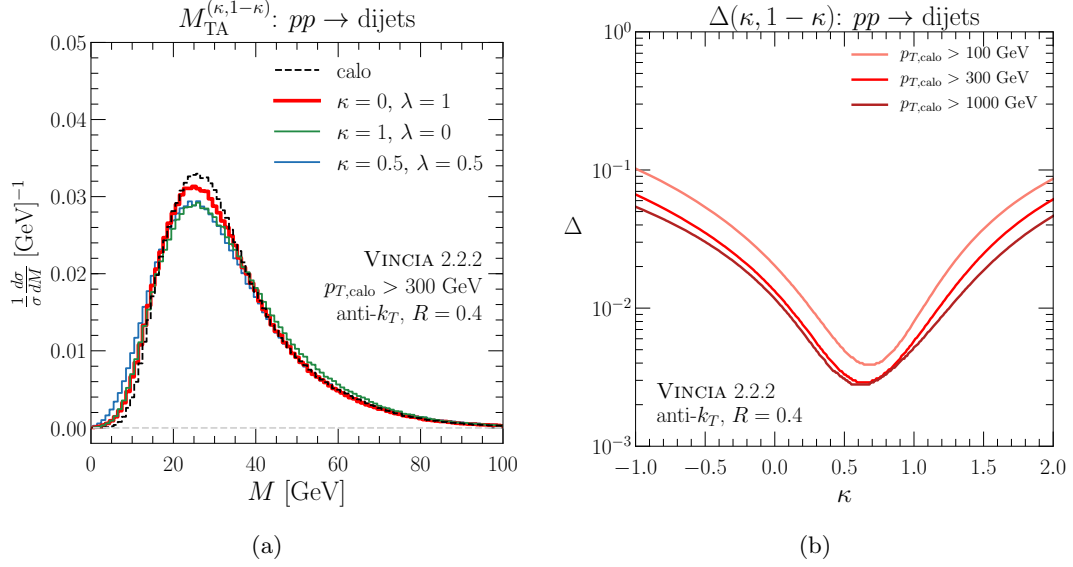


Figure 4: Same as Fig. 2 but (a) with GTAM parameters $(\kappa, \lambda) = \{(0, 1), (0.5, 0.5), (1, 0)\}$ and (b) $\Delta(\kappa, 1 - \kappa)$ as a function of κ .

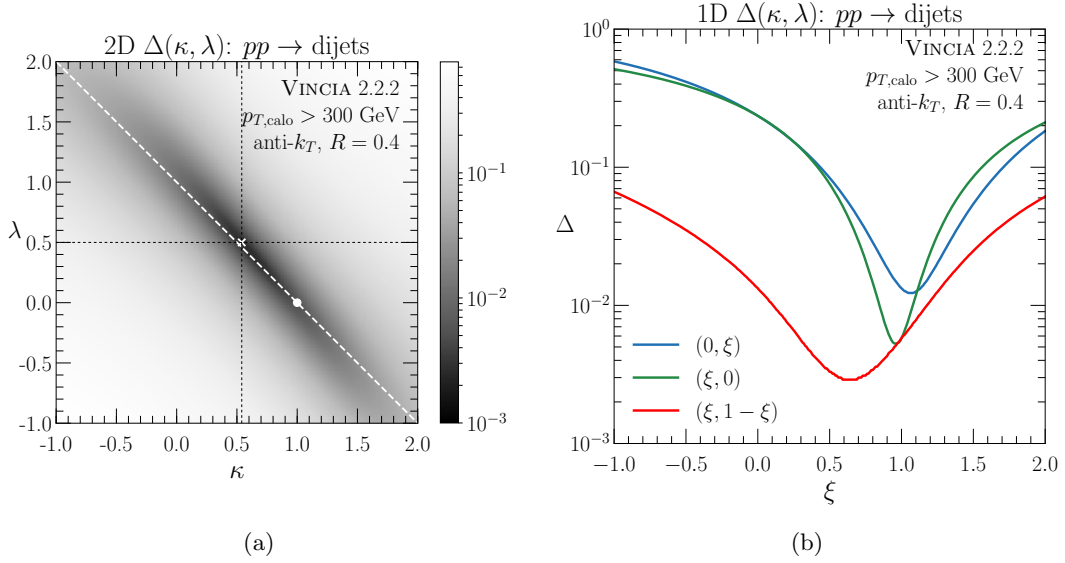


Figure 5: (a) The Δ statistic in the two-dimensional (κ, λ) space, for the $p_{T,\text{calo}} > 300$ GeV sample. The minimum of Δ occurs at $\kappa = 0.54$, $\lambda = 0.50$. (b) One-dimensional slices of $\Delta(\kappa, \lambda)$, corresponding to Figs. 2b, 3b, and 4b, parametrized by a common variable ξ .

this angular variability. For the $p_{T,\text{calo}} > 300$ GeV sample, distributions of $M_{\text{TA}}^{(\kappa,1-\kappa)}$ are plotted in Fig. 4a. Intriguingly, the choice $(\kappa, \lambda) = (0.5, 0.5)$ interpolates between the per-jet rescaling at low mass and the ensemble-averaged rescaling at high mass, giving an overall better correspondence to M_{calo} . The values of $\Delta(\kappa, 1 - \kappa)$ are shown in Fig. 4b, where the overall best fit is close to $\kappa = 1 - \lambda \approx 0.5$ in all p_T ranges considered.

The full two-dimensional distribution of Δ as a function of (κ, λ) is shown in Fig. 5a for the $p_{T,\text{calo}} > 300$ GeV sample. Similar results are obtained in the other p_T ranges as well. As expected by dimensional analysis, the relationship $\lambda_{\text{best}} \simeq 1 - \kappa$ holds to an excellent approximation, with the minimum of this $\Delta(\kappa, \lambda)$ distribution at $(\kappa = 0.54, \lambda = 0.50)$. In Fig. 5b, we show three one-dimensional slices of the full two-dimensional parameter space, $(\kappa, 0)$, $(0, \lambda)$, and $(\kappa, 1 - \kappa)$, equivalent to the middle curves in Figs. 2b, 3b, and 4b. We conclude that a combination of per-jet and ensemble-averaged charged-fraction information provides a statistically closer proxy to calorimeter jet mass than the original track-assisted definition in Eq. (1.1), motivating further studies of GTAM at the LHC.

It is worth emphasizing that these best-fit values of $\kappa \approx 0.5$ and $\lambda \approx 0.5$ are derived from quark/gluon ensembles. Different optimal parameters may be found for boosted electroweak-scale resonances, though we expect the relation $\lambda_{\text{best}} \simeq 1 - \kappa$ to always hold to an excellent approximation. In preliminary studies, we find that boosted W jets have a $\Delta(\kappa, 1 - \kappa)$ minimum closer to $\kappa = 0.95$, more in keeping with the ATLAS default strategy, though this a relatively shallow minimum. That said, an advantage in W mass resolution might be offset by an increase in QCD background contamination, since larger values of κ yield a larger high-side mass tail, as evident from Fig. 4a. Moreover, the optimal choice of λ and κ will be affected by the use of substructure discriminants, so a more detailed study of track-assisted boosted object tagging is warranted.

3 Track-Assisted Mass in e^+e^- Annihilation

In this section, we perform a first-principles QCD calculation of the GTAM distribution. To avoid the myriad complications from hadronic collisions, we focus on the process $e^+e^- \rightarrow$ hadrons with center-of-mass energy E_{CM} , though many of the results here have a straightforward extension to the LHC. We focus on large radius jets with $R = 1$ such that $E_{\text{calo}} \simeq E_{\text{CM}}/2$.

To simplify the presentation, we start with the original track-assisted mass with $(\kappa, \lambda) = (1, 0)$. After defining the necessary quantities in Sec. 3.1, we perform a resummed calculation of the M_{TA} distribution in Sec. 3.2, and use this to understand the close correspondence to ordinary jet mass in Sec. 3.3. We match to fixed-order calculations in Sec. 3.4. Here, we neglect virtual terms, which only contribute to the overall normalization, and fix the normalization at the end of the calculation.

We then extend these calculations to GTAM with general κ and λ in Sec. 3.5. Non-perturbative corrections are included in Sec. 3.6 using a shape function. Finally, we present the best-fit values of κ and λ in Sec. 3.7. Details of the resummed calculation appear in App. B, and details of the fixed-order calculation appear in App. C.

3.1 Defining Track-Based Observables

In e^+e^- collisions, a modified version of track-assisted mass is appropriate, with energy replacing transverse momentum,

$$M_{\text{TA}} = M_{\text{track}} \left(\frac{E_{\text{calo}}}{E_{\text{track}}} \right). \quad (3.1)$$

For convenience, we define the dimensionless rescaled (squared) track-assisted mass ρ_{TA} and the equivalent ρ_{calo} ,

$$\rho_{\text{TA}} = \frac{M_{\text{track}}^2}{E_{\text{calo}}^2 R^2} \left(\frac{E_{\text{calo}}}{E_{\text{track}}} \right)^2, \quad \rho_{\text{calo}} = \frac{M_{\text{calo}}^2}{E_{\text{calo}}^2 R^2}, \quad (3.2)$$

which take values in the interval $[0,1]$.⁵ For the calculations in this section and Sec. 4, we always use a jet radius of $R = 1$ unless otherwise noted.

The track fraction x_i is the fraction of parton i 's momentum carried by charged particles after hadronization [53, 54]. At the partonic level, each parton momentum k_i is rescaled by its corresponding track fraction, $k_i^{\mu, \text{charged}} = x_i k_i^{\mu} + \mathcal{O}(\Lambda_{\text{QCD}})$. Writing the rescaled track mass then only requires making the replacement $k_i \rightarrow x_i k_i$, yielding

$$\rho_{\text{TA}} = \frac{\left(\sum_{i \in \text{jet}} x_i k_i \right)^2}{\left(\sum_{i \in \text{jet}} x_i E_i \right)^2 R^2}. \quad (3.3)$$

The track functions $T_i(x_i)$ are the distributions of the track fraction, where there is a process-independent track function T_i for each parton flavor. As shown in Ref. [53], the track functions have well defined field-theoretic definitions. At lowest order in α_s , $T_i(x_i)$ is just the empirical distribution of x_i extracted from a global fit to experimental data, or, as in this work, extracted from the PYTHIA parton shower. Of course, all track functions have support only on $x \in [0,1]$. Some sample track functions are plotted for gluons and active quark flavors in Fig. 6a. The anti-quark track functions are the same by charge conjugation invariance. For the remainder of this work we focus on jets initiated by gluons and down quarks. Our calculation for quark-initiated jets is done in the limit of massless quarks, so the only dependence on the quark flavor comes from these distributions.

While the track functions are non-perturbative objects, they have a perturbative renormalization group evolution [53, 55], which is described by a non-linear version of the DGLAP equations [43–46]. When applied to a jet of energy E_{calo} , the appropriate scale to evaluate the track function is typically $\mu = E_{\text{calo}} R$. Fig. 6b illustrates the scale dependence of the gluon and down-quark track functions. The ordinary jet mass ρ_{calo} can always be recovered from the track-assisted version simply by setting the track functions to be $T_i(x) = \delta(1-x)$, which then sets the energy fraction x equal to one in all expressions.

⁵As discussed in Sec. 3.4, the upper kinematic boundary for a two parton jet is actually $\approx \frac{1}{4}$.

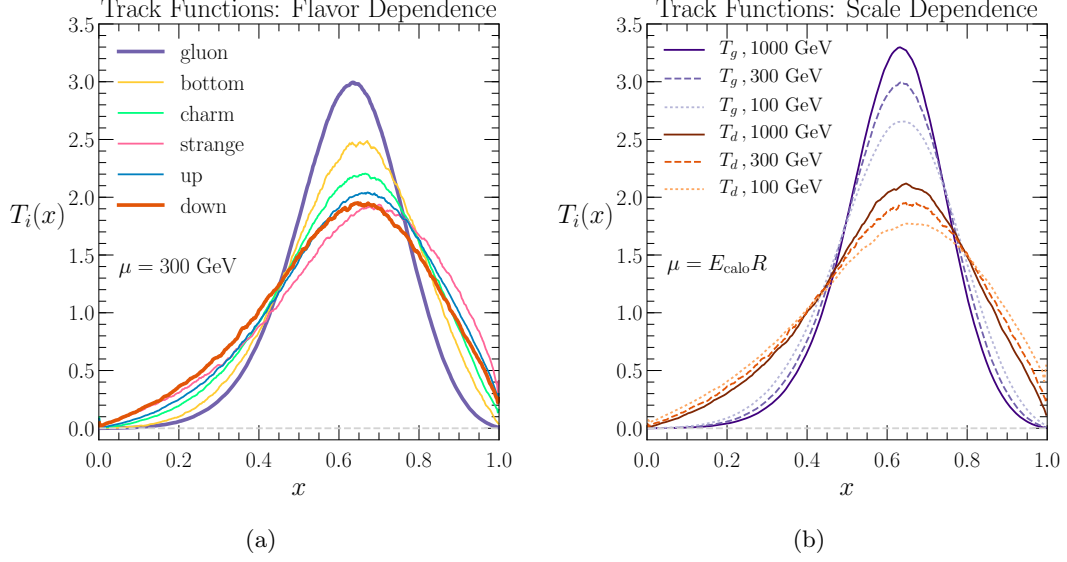


Figure 6: (a) Track functions extracted from PYTHIA 8.230 (see Ref. [55]) for gluons and active quark flavors at a scale of $\mu = 300$ GeV. (b) Track functions from PYTHIA for gluon jets (red) and down-quark jets (blue) at scales $\mu = \{100, 300, 1000\}$ GeV.

At parton level, for a single splitting $i \rightarrow jk$, we can write the two-parton form of the observable $\hat{\rho}$ in terms of the track fractions x_j and x_k , the momentum fraction z carried by parton k , and the angle between the splitting products θ_{jk} ,

$$\hat{\rho}_{\text{TA}} = \left(\frac{2x_j x_k z(1-z)(1 - \cos \theta_{jk})}{x_j^2(1-z)^2 + 2x_j x_k z(1-z) + x_k^2 z^2} \right) \frac{1}{R^2}. \quad (3.4)$$

To perform the resummed calculation for track-assisted mass, we need the soft-collinear limit of this expression. Expanding to lowest order in z and $\theta_{ij} \equiv \theta$, we obtain

$$\hat{\rho}_{\text{TA}} \simeq \frac{x_k}{x_j} \frac{z\theta^2}{R^2} + \dots \quad (3.5)$$

Subleading terms in this expansion contribute starting at NNLL, beyond the accuracy of our resummed calculation. We expect formally power-suppressed corrections proportional to $R \log R$ arising from this truncation to appear in the fixed-order matching (see Sec. 3.4).

3.2 Resummed Calculation

To resum large logarithms of ρ , we must compute the cumulative distribution $\Sigma(\rho)$. Since ρ is an additive observable in the limit $\rho \rightarrow 0$, the cumulative distribution can be written in the form

$$\Sigma(\rho) \equiv \int_0^\rho d\rho' \frac{d\sigma}{d\rho'} = C(\alpha_s) \tilde{\Sigma}(\alpha_s, \rho) + D(\alpha_s, \rho). \quad (3.6)$$

The function $C(\alpha_s)$ can be expanded in powers of α_s and is independent of the observable ρ . The remainder function $D(\alpha_s, \rho) \rightarrow 0$ as $\rho \rightarrow 0$. The large logarithms of ρ appear in the function $\tilde{\Sigma}(\alpha_s, \rho)$, which can be expanded in powers of α_s according to [73]

$$\begin{aligned} \ln \tilde{\Sigma}(\alpha_s, \rho) &= \sum_{n=1}^{\infty} \sum_{m=1}^{n+1} \left(\frac{\alpha_s}{2\pi} \right)^n G_{nm} \ln^m \frac{1}{\rho} \\ &= \left(\frac{\alpha_s}{2\pi} \right) \left(G_{12} \ln^2 \frac{1}{\rho} + G_{11} \ln \frac{1}{\rho} \right) \\ &\quad + \left(\frac{\alpha_s}{2\pi} \right)^2 \left(G_{23} \ln^3 \frac{1}{\rho} + G_{22} \ln^2 \frac{1}{\rho} + G_{21} \ln \frac{1}{\rho} \right) \\ &\quad + \left(\frac{\alpha_s}{2\pi} \right)^3 \left(G_{34} \ln^4 \frac{1}{\rho} + G_{33} \ln^3 \frac{1}{\rho} + G_{32} \ln^2 \frac{1}{\rho} + G_{31} \ln \frac{1}{\rho} \right) \\ &\quad + \dots \end{aligned} \tag{3.7}$$

Our calculation at NLL order accuracy resums terms in $\ln \tilde{\Sigma}$ in the first two columns of Eq. (3.7), that is, terms of the form $\left(\frac{\alpha_s}{2\pi} \right)^n G_{nm} \ln^m \frac{1}{\rho}$ for $m = n + 1$ and $m = n$. When combined with fixed-order corrections necessary in the large ρ region, this gives a calculation that is valid for $\alpha_s \ln \frac{1}{\rho} \lesssim 1$, which is much larger than the region $\alpha_s \ln^2 \frac{1}{\rho} \ll 1$.

For a non-track-based observable, we can write this cumulative distribution as [38, 74, 75]

$$\Sigma_{\text{calo}}(\rho) = \frac{e^{-\gamma_E R'_{\text{calo}}(\rho)}}{\Gamma(1 + R'_{\text{calo}}(\rho))} e^{-R_{\text{calo}}(\rho)} \mathcal{N}(\rho), \quad R'_{\text{calo}}(\rho) = -\frac{dR_{\text{calo}}(\rho)}{d \ln(\rho)}, \tag{3.8}$$

valid to NLL order. The factor $\mathcal{N}(\rho)$ is the result of NGLs [64]. Although progress has been made towards computing this contribution,⁶ it still presents a substantial complication to a full NLL calculation of the jet mass. Treating this factor is beyond the scope of this work, though it has been shown [33, 69] that soft-drop grooming removes contributions from NGLs to all orders in α_s , so this factor will not be present for the groomed distributions in Sec. 4.3.

The radiator $R_{\text{calo}}(\rho)$ can be interpreted as the probability that the hard quark (or gluon) will radiate a gluon such that the mass of the resulting two-parton quark-initiated (gluon-initiated) jet is greater than some value ρ . The factor $e^{-R_{\text{calo}}}$ is the exponential of the single-emission probability, and the factors which depend on R' describe the sensitivity of ρ to multiple independent emissions. Explicitly, the radiator for a jet initiated by a parton of flavor i is given by

$$R_{\text{calo}}(\rho) = \int_0^1 dz P_i(z) \int_0^R \frac{d\theta}{\theta} \frac{\alpha_s(E_{\text{calo}} z \theta)}{\pi} \Theta(\hat{\rho}_{\text{calo}} - \rho), \tag{3.9}$$

where $\hat{\rho}_{\text{calo}}$ is given by Eq. (3.5) with $x_j = x_k = 1$. The reduced splitting functions P_i for $i = q, g$ are given in App. B.

To calculate the cross section for a track-based observable, one has to convolve the all-particle results with a track function for each final-state parton [53, 55] This means that

⁶For a recent review see, for example, Ref. [2].

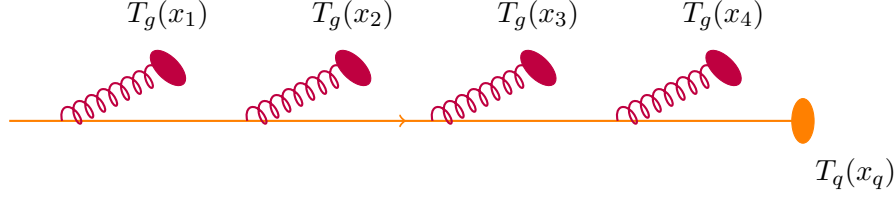


Figure 7: An eikonal quark emitting soft, collinear gluons. For the calculation of a track-based observable, each gluon emission, as well as the final quark, must be weighted with the appropriate track function.

processes with N independent gluon emissions from a parton of flavor i must involve N gluon track functions, plus a single track function for parton i , as in Fig. 7. Analogous to the calculation for generalized angularities [54], the gluon track functions will exponentiate with the radiator, while the initiating parton's track function will not. Therefore for a track-based observable, we include the gluon track function in the definition of the radiator. This leads to the modified cumulative distribution for track-assisted mass

$$\Sigma_{\text{TA}}(\rho) = \int_0^1 dx_j T_j(x_j) \frac{e^{-\gamma_E R'_{\text{TA}}(\rho, x_j)}}{\Gamma(1 + R'_{\text{TA}}(\rho, x_j))} e^{-R_{\text{TA}}(\rho, x_j)}, \quad (3.10)$$

where the radiator is

$$R_{\text{TA}}(\rho, x_j) = \int_0^1 dx_k T_g(x_k, \mu) \int_0^1 dz P_i(z) \int_0^R \frac{d\theta}{\theta} \frac{\alpha_s(E_{\text{calo}} z \theta)}{\pi} \Theta(\hat{\rho}_{\text{TA}} - \rho). \quad (3.11)$$

Both track fractions x_j and x_k appear in the expression of the observable Eq. (3.4), but since the gluon track function $T_g(x_k)$ exponentiates with the radiator, x_k is integrated over in Eq. (3.11). This leaves the radiator as a function of x_j , and the integral over x_j is only performed in Eq. (3.10).

To achieve NLL accuracy (neglecting NGLs), it is sufficient to include the running of α_s up to two-loop accuracy in the calculation of Eqs. (3.9) and (3.11). When computing the multiple-emissions prefactor at NLL order, it is sufficient to make the fixed-coupling approximation in R' and only keep the LL terms. Thus, the coupling in R' is evaluated at the hard scale of the interaction, $\mu_{\text{hard}} = E_{\text{calo}} R$. As described above, the track functions have a scale dependence described at leading order ($\mathcal{O}(\alpha_s)$) by a nonlinear version of the DGLAP equations. As we shall see in the next section, the radiator in Eq. (3.11) is independent of the track functions at LL, and therefore this running only contributes starting at NNLL. This is beyond the precision of our calculation, and so we freeze all track functions in Σ_{TA} at the scale μ_{hard} . Pushing the precision of this calculation to NNLL order would require including the evolution of the track functions, evaluated at the scale $E_{\text{jet}} z \theta$.

The differential distribution $\frac{\rho}{\sigma} \frac{d\sigma}{d\rho}$ is obtained by numerically taking the ρ derivative of Eq. (3.10). These are plotted in Fig. 8 for gluon-initiated jets and for down-quark-initiated jets, with $R = 1$ and $E_{\text{calo}} = 100$ GeV, 300 GeV, and 1000 GeV. The only dependence on

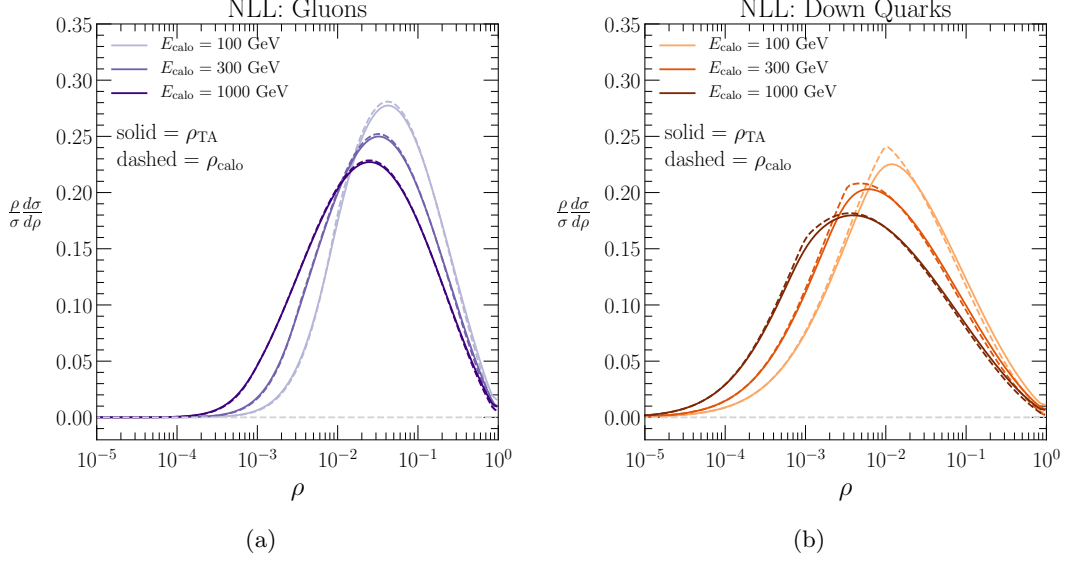


Figure 8: Resummed distributions at NLL for rescaled jet mass ρ_{calo} (dashed curves) and rescaled track-assisted mass ρ_{TA} (solid curves) with $R = 1$ for (a) gluon-initiated jets and (b) down-quark-initiated jets. Shown are three different values of the jet energy, $E_{calo} = 100$ GeV, 300 GeV, and 1000 GeV.

the quark flavor comes from the track functions, as illustrated in Fig. 6a. The track-assisted mass distributions are similar to the jet mass distributions for both quarks and gluons, but the similarity is much stronger for gluon jets, for reasons which we now explain.

3.3 Insights at Fixed Coupling

We can apply the same analysis from Ref. [53] for track thrust to achieve some insight into the close correspondence between track-assisted mass and jet mass. We proceed by examining Eq. (3.10) in the fixed-coupling approximation. The appropriate scale to fix the coupling is the characteristic scale of the jet, which for e^+e^- collisions is just $\mu = E_{calo}R$. In this approximation, to NLL order in the observable ρ , the radiator becomes

$$R_{TA}(\rho, x_j) \stackrel{\text{F.C.}}{=} \frac{\alpha_s C_i}{\pi} \int_{x_j \rho}^1 dx_k T_g(x_k) \left[\frac{1}{2} \ln^2\left(\frac{1}{\rho}\right) + \ln\left(\frac{1}{\rho}\right) \left(\ln\left(\frac{x_k}{x_j}\right) + B_i \right) \right]. \quad (3.12)$$

The factor B_i is $-\frac{3}{4}$ for quark-initiated jets and $-\frac{11}{12} + \frac{T_F n_f}{3C_A}$ for gluon-initiated jets. The color factors C_i are $C_F = \frac{4}{3}$ for quarks and $C_A = 3$ for gluons.

In choosing to keep only terms with logarithms of ρ , we have neglected logarithms of x_k and x_j , which become large near the track function endpoint $x \approx 0$. As illustrated in Fig. 6, however, the track functions are smooth distributions with most of their probability weight parametrically far from zero. We can parametrize the gluon and down-quark track functions

as $T_g(x) \propto x^{\lambda_g}$ and $T_d(x) \propto x^{\lambda_d}$ as $x \rightarrow 0$, with $\lambda_g \approx 5.7$ and $\lambda_d \approx 2.4$. In the $x \rightarrow 0$ limit where logs of x become large, the integrand $T_k(x) \ln(x) \rightarrow x^{\lambda_k} \ln(x) \rightarrow 0$. Thus, since the track functions themselves suppress logs of x_j and x_k , keeping only logarithms of ρ is justified.

Working to NLL order, from Eq. (3.12) we can compute

$$R'_{\text{TA}}(\rho, x_j) = \frac{\alpha_s C_i}{\pi} f^{g,0}(x_j \rho, 1) \ln\left(\frac{1}{\rho}\right), \quad (3.13)$$

defined in terms of the partial logarithmic moments of the track functions

$$f^{i,n}(a, b) = \Theta(\min(b, 1) - a) \int_a^b dx T_i(x) \ln^n(x), \quad f^{i,n} \equiv f^{i,n}(0, 1). \quad (3.14)$$

The zero-th moment is just the normalization of the track function, $f^{i,0} \equiv f^{i,0}(0, 1) = 1$.⁷ Since $x_j \leq 1$ and we are working in the region where $\rho \ll 1$, we can expand the integral around $x_j \rho \approx 0$, keeping only the leading term. This amounts to extending the lower endpoint of the integral over x_k in the radiator to 0.⁸ With this approximation, $R' = R'(\rho)$ is independent of both track fractions, yielding

$$R_{\text{TA}}(\rho, x_j) = \frac{\alpha_s C_i}{\pi} \left[\frac{1}{2} \ln^2\left(\frac{1}{\rho}\right) + \ln\left(\frac{1}{\rho}\right) (f^{g,1} - \ln(x_j) + B_i) \right], \quad R'_{\text{TA}}(\rho) = \frac{\alpha_s C_i}{\pi} \ln\left(\frac{1}{\rho}\right). \quad (3.15)$$

The explicit expression for the cumulative distribution in this approximation is

$$\begin{aligned} \Sigma_{\text{TA}}(\rho) = \frac{e^{-\gamma_E R'_{\text{TA}}}}{\Gamma(1 + R'_{\text{TA}})} \exp \left\{ -\frac{\alpha_s C_i}{\pi} \left(\frac{1}{2} \ln^2\left(\frac{1}{\rho}\right) + \ln\left(\frac{1}{\rho}\right) B_i \right) \right\} \\ \times \exp \left(-\frac{\alpha_s C_i}{\pi} \ln\left(\frac{1}{\rho}\right) f^{g,1} \right) \times \int_0^1 dx_j T_j(x_j) \exp \left\{ \frac{\alpha_s C_i}{\pi} \ln\left(\frac{1}{\rho}\right) \ln(x_j) \right\}. \end{aligned} \quad (3.16)$$

We can further simplify the factor involving the down-quark track function with an exponential approximation [53],

$$\int_0^1 dx_j T_j(x_j) \exp \left\{ \frac{\alpha_s C_i}{\pi} \ln\left(\frac{1}{\rho}\right) \ln(x_j) \right\} \approx \exp \left\{ \frac{\alpha_s C_i}{\pi} \ln\left(\frac{1}{\rho}\right) f^{j,1} \right\}. \quad (3.17)$$

This exponential approximation holds to within 10% for all parton flavors over the range of energies considered in this paper down to $\rho \approx 10^{-6}$. It improves substantially with increasing jet energy and increasing ρ . This provides an approximate expression at NLL order with fixed coupling for the cumulative distribution,

$$\Sigma_{\text{TA}}(\rho) \simeq \Sigma_{\text{calo}}(\rho) \times \exp \left\{ -\frac{\alpha_s C_i}{\pi} \ln\left(\frac{1}{\rho}\right) (f^{g,1} - f^{j,1}) \right\}. \quad (3.18)$$

⁷The Θ -function and min are necessary since the integral bounds are set by the Θ functions of the observable (and the soft-drop Θ functions in Sec. 4).

⁸For $\rho = 0.1$, the region $x_k < \rho$ accounts for only $\approx 1.2\%$ of the probability weight for down-quark track functions and $\approx 0.01\%$ for gluon track functions at 300 GeV.

The gluon and down-quark first logarithmic moments are $(f^{g,1}, f^{q,1}) \approx (-0.53, -0.62)$ at 100 GeV, $(-0.52, -0.59)$ at 300 GeV, and $(-0.51, -0.58)$ at 1000 GeV.

The result above demonstrates why track-assisted mass is numerically so close to ordinary jet mass, through the approximate cancellation between these two terms. While the cancellation is much more precise for gluon jets, $f^{j,1} = f^{g,1}$, than for quark jets with $f^{j,1} = f^{q,1}$, it is still not exact due to the approximations that we have just described. This is why the agreement in Fig. 8 between track-assisted mass and jet mass is closer for gluon jets than for quark jets, but still not perfect. Note that setting $f^{g,1} = f^{q,1} = 0$ recovers the fixed-coupling approximation for ordinary jet mass.

3.4 Fixed-Order Corrections

The resummed calculation in Sec. 3.2 only holds in the regime $\rho \ll 1$, where terms proportional to $\log^2 \rho$ and $\log \rho$ dominate and terms which are powers of ρ or constants can be neglected. Producing a distribution that is correct over the full kinematic range of ρ requires matching this all-orders distribution to a fixed-order calculation for a specific process. We choose the process $e^+e^- \rightarrow \gamma^*/Z \rightarrow q\bar{q}g$ to match to the resummed quark-jet calculation and $e^+e^- \rightarrow H \rightarrow ggg(q\bar{q}g)$ for the gluon-jet one. Due to the Higgs coupling to gluons only through a quark loop, the process $e^+e^- \rightarrow H \rightarrow ggg(q\bar{q}g)$ is already $\mathcal{O}(\alpha_s^2)$ in the Standard Model. To make this computation more tractable, we compute the matrix elements for this process in the $m_t \rightarrow \infty$ limit, as discussed in App. C.1. Since the differential distribution $\frac{d\sigma}{d\rho}$ diverges as $\rho \rightarrow 0$ for both processes, we placed a cutoff on the observable, and performed the numerical calculation for $\rho > 10^{-6}$. This allows us to neglect virtual terms which only contribute to a delta function at $\rho = 0$, and also removes contributions from the part of phase space where the matrix elements diverge. Since we are ultimately interested in calculating the statistic in Eq. (2.6), we fix the overall normalization of our distributions to 1.

For a three-parton final state, we can rewrite the observable Eq. (3.4) using the parton energy fractions $y_i = \frac{2E_i}{Q}$, which satisfy $y_1 + y_2 + y_3 = 2$. If partons 1 and 3 are clustered in the same jet, this leads to a new formula for the observable,

$$\hat{\rho}_{\text{TA}} = \left(\frac{4x_1x_3(1-y_2)}{(x_1y_1 + x_3(2-y_1-y_2))^2} \right) \frac{1}{R^2}. \quad (3.19)$$

At this perturbative order, the differential cross section for track-assisted mass is (ignoring contributions proportional to a delta function at $\rho = 0$),

$$\frac{d\sigma}{d\rho} = \int dy_1 dy_2 \frac{d\hat{\sigma}}{dy_1 dy_2} \int dx_1 dx_3 T_1(x_1) T_3(x_3) \Theta(R - \theta_{13}) \delta(\hat{\rho}_{\text{TA}} - \rho), \quad (3.20)$$

with $\hat{\rho}_{\text{TA}}$ given now by Eq. (3.19). The Θ function requires that two partons be in the same jet. Explicit expressions for the partonic cross sections $d\hat{\sigma}/dy_1 dy_2$ are given in App. C.1. Since track-assisted mass is not IRC safe, the cross section must be convolved with the track functions $T_1(x_1)$ and $T_3(x_3)$ for the two partons in the jet.

To match our all-orders result to the fixed-order calculation, we use the modified log- R matching scheme [74]

$$\ln(\Sigma_{\text{NLL}+\text{LO}}(\rho)) = \ln(\Sigma_{\text{NLL}}(\rho)) + \Sigma_{\text{LO}}(\rho) - \Sigma_{\text{NLL},\alpha}(\rho). \quad (3.21)$$

The cumulative distribution $\Sigma_{\text{NLL},\alpha_s}$ is obtained by expanding the NLL cumulative distribution in powers of α_s and taking the $\mathcal{O}(\alpha_s)$ piece,

$$\begin{aligned} \Sigma(\rho)_{\text{NLL}} = 1 - \frac{\alpha_s C_i}{\pi} \int_0^1 dx_j T_j(x_j) \left[\frac{1}{2} f^{g,0}(x_j \rho, 1) \ln^2\left(\frac{1}{\rho}\right) \right. \\ \left. + \ln\left(\frac{1}{\rho}\right) f^{g,0}(x_j \rho, 1) (B_i - \ln(x_j)) + f^{g,1}(x_j \rho, 1) \right] + \mathcal{O}(\alpha_s^2). \end{aligned} \quad (3.22)$$

The cumulative cross section Σ_{LO} is the integral of the corresponding differential cross section in Eq. (3.20):

$$\Sigma_{\text{LO}}(\rho) = \int_0^\rho d\rho' \frac{1}{\sigma_0} \frac{d\sigma_{\text{LO}}}{d\rho'}. \quad (3.23)$$

The normalization factors for the quark and gluon fixed-order distributions are the Born-level cross sections

$$\sigma_0^q = \sum_{\text{colors}} \sum_{f=u,\dots,b} \frac{4\pi\alpha^2}{3s} Q_f^2, \quad \sigma_0^g = \frac{s^2}{8\pi} \left(\frac{m_e A}{v_{\text{EW}}(s - m_H^2)} \right)^2. \quad (3.24)$$

Here Q_f is the fermion electric charge, v_{EW} is the Higgs vacuum expectation value, and A is the effective coupling constant in the $m_t \rightarrow \infty$ effective theory [76–78] in which the matrix elements for $e^+e^- \rightarrow H \rightarrow ggg(q\bar{q}g)$ were calculated (see App. C.2).

We would like our matched NLL+LO distribution to vanish at the upper kinematic endpoint of the LO parton-level process, which is

$$\rho_{\text{max,LO}} = \frac{1 - \cos(R)}{2R^2} \approx 0.23 \quad (R = 1). \quad (3.25)$$

In the modified log- R framework, we enforce this condition with the replacement

$$\frac{1}{\rho} \rightarrow \frac{1}{\rho} - \frac{1}{\rho_{\text{max,LO}}} + e^{-B_i}, \quad (3.26)$$

where e^{-B_i} is the endpoint of the NLL resummed calorimeter mass distribution [79].

In Fig. 9, we illustrate the matching procedure described above. In the top row, we plot the gluon and down-quark NLL differential distributions in blue, and LO distributions in dark green. The light green curves are the differential distributions obtained from the ρ derivative of the $\mathcal{O}(\alpha_s)$ piece of Eq. (3.22). As expected, these distributions match the LO distributions in the $\rho \rightarrow 0$ limit, where the fixed-order result is dominated by large logs of ρ . With the log- R prescription, this gives us the NLL+LO matched distributions (red curves).

The bottom row of Fig. 9 shows the ratio

$$\frac{1}{\sigma} \frac{d\sigma_{\text{NLL},\alpha_s}}{d\rho} \bigg/ \frac{1}{\sigma_0} \frac{d\sigma_{\text{LO}}}{d\rho}, \quad (3.27)$$

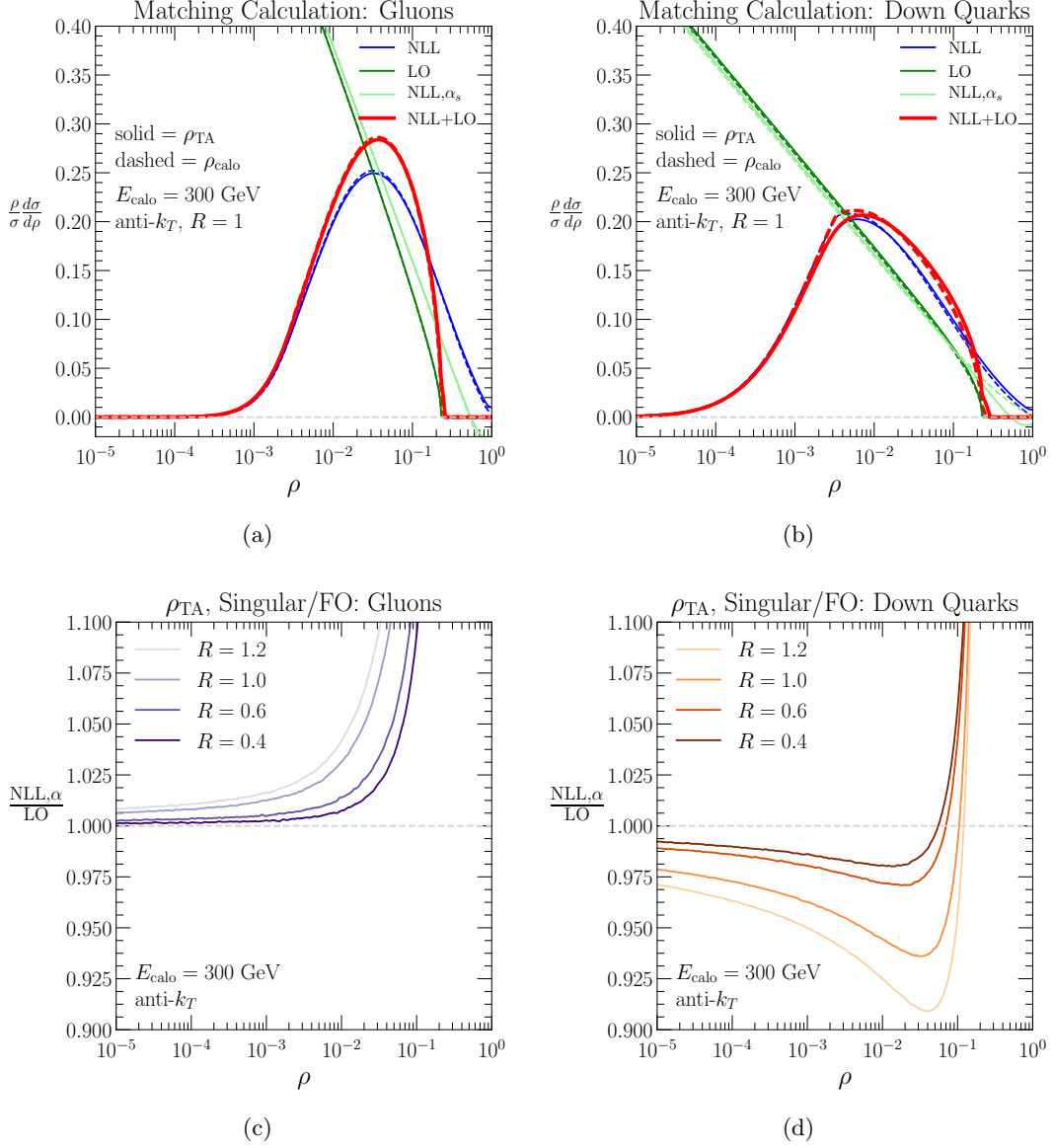


Figure 9: Top row: Components of the matching calculation for (a) gluons and (b) down quarks. The full matched NLL+LO result is in red, the LO fixed-order distribution is in dark green, and the $\mathcal{O}(\alpha_s)$ piece of the fixed-order expansion of the NLL resummed distribution is in light green. The NLL distribution is plotted in blue. Bottom row: The corresponding ratios of the $\mathcal{O}(\alpha_s)$ piece of the NLL distribution over the LO differential distribution, for various values of jet radius R to highlight the $R \log R$ residual.

for M_{calo} with $E_{\text{CM}} = 300$ GeV and several values of the jet radius R . We might naively expect this ratio to approach one as $\rho \rightarrow 0$, since double and single logs of ρ should dominate finite terms in this limit. Instead, the difference between this ratio and unity scales as $R \log R$. This is a power-suppressed effect in the small R limit, as expected since we took the collinear limit of the observable in Eq. (3.5). When we go to the soft-drop groomed distributions in Sec. 4.3, this residual will be noticeably smaller since soft drop grooms away wide-angle contributions that contribute to this power correction.

3.5 Extension to Generalized Track-Assisted Mass

With the full NLL+LO machinery in place, the extension to GTAM is straightforward for arbitrary values of κ and λ . To compute the NLL-resummed GTAM distribution, we first need to rewrite the observable value from Eq. (3.4) for a parton-level splitting $i \rightarrow jk$ as

$$\hat{\rho}_{\text{TA}}^{(\kappa, \lambda)} \simeq \frac{x_k z \theta^2}{x_j^{2\kappa-1} \langle x_i \rangle^{2\lambda} R^2}, \quad \langle x_i \rangle = \int_0^1 dx_i x_i T_i(x_i). \quad (3.28)$$

The track function in Eq. (3.28) corresponds to the parton initiating the jet, and the expectation value of x_i gives the ensemble-averaged charged energy fraction for that parton. In terms of the NLL calculation, this just requires the replacement $R(\rho, x_j) \rightarrow R(\rho, x_j^{2\kappa-1} \langle x_i \rangle^{2\lambda})$ in Eq. (3.10). Similarly, to carry out the fixed-order calculation, we replace Eq. (3.19) with

$$\hat{\rho}_{\text{TA}}^{(\kappa, \lambda)} = \left(\frac{4x_1 x_3 (1 - y_2) (2 - y_2)^{2\kappa-2}}{(x_1 y_1 + x_3 (2 - y_1 - y_2))^{2\kappa}} \right) \frac{1}{\langle x_1 \rangle^{2\lambda} R^2}. \quad (3.29)$$

The only change to the log- R matching scheme from Sec. 3.4 is

$$\Sigma_{\text{NLL}, \alpha} = - \int_0^1 dx_j T_j(x_j) R(\rho, x_j) \implies \Sigma_{\text{NLL}, \alpha} = - \int_0^1 dx_j T_j(x_j) R(\rho, x_j^{2\kappa-1} \langle x_i \rangle^{2\lambda}). \quad (3.30)$$

In the top row of Fig. 10, we show gluon and down-quark NLL+LO matched distributions for ρ_{track} , ρ_{TA} , and our recommended GTAM observable $\rho_{\text{TA}}^{(0.5, 0.5)}$. To make the comparison between GTAM and jet mass more clear, we plot the ratio of $\rho_{\text{TA}}^{(\kappa, \lambda)}$ over ρ_{calo} for these same observables in the bottom row of Fig. 10. As expected from the VINCIA study, the $(\kappa, \lambda) = (0.5, 0.5)$ distribution more closely tracks the ρ_{calo} shape in the peak region, though a precise comparison needs to include non-perturbative effects, which we now add.

3.6 Non-Perturbative Corrections

For low values of ρ , or equivalently low values of M , perturbative all-orders contributions to the cross section are dominated by non-perturbative effects. In particular, an analytic calculation which does not include non-perturbative information will not correctly predict the location of the peak of the jet mass distribution. As described in App. B, the appropriate scale μ to evaluate the coupling in the radiator functions Eqs. (3.9) and (3.11) is the momentum transfer of the splitting, $\mu = E_{\text{calo}} z \theta$. For low ρ values, the lower bounds on the integrals over

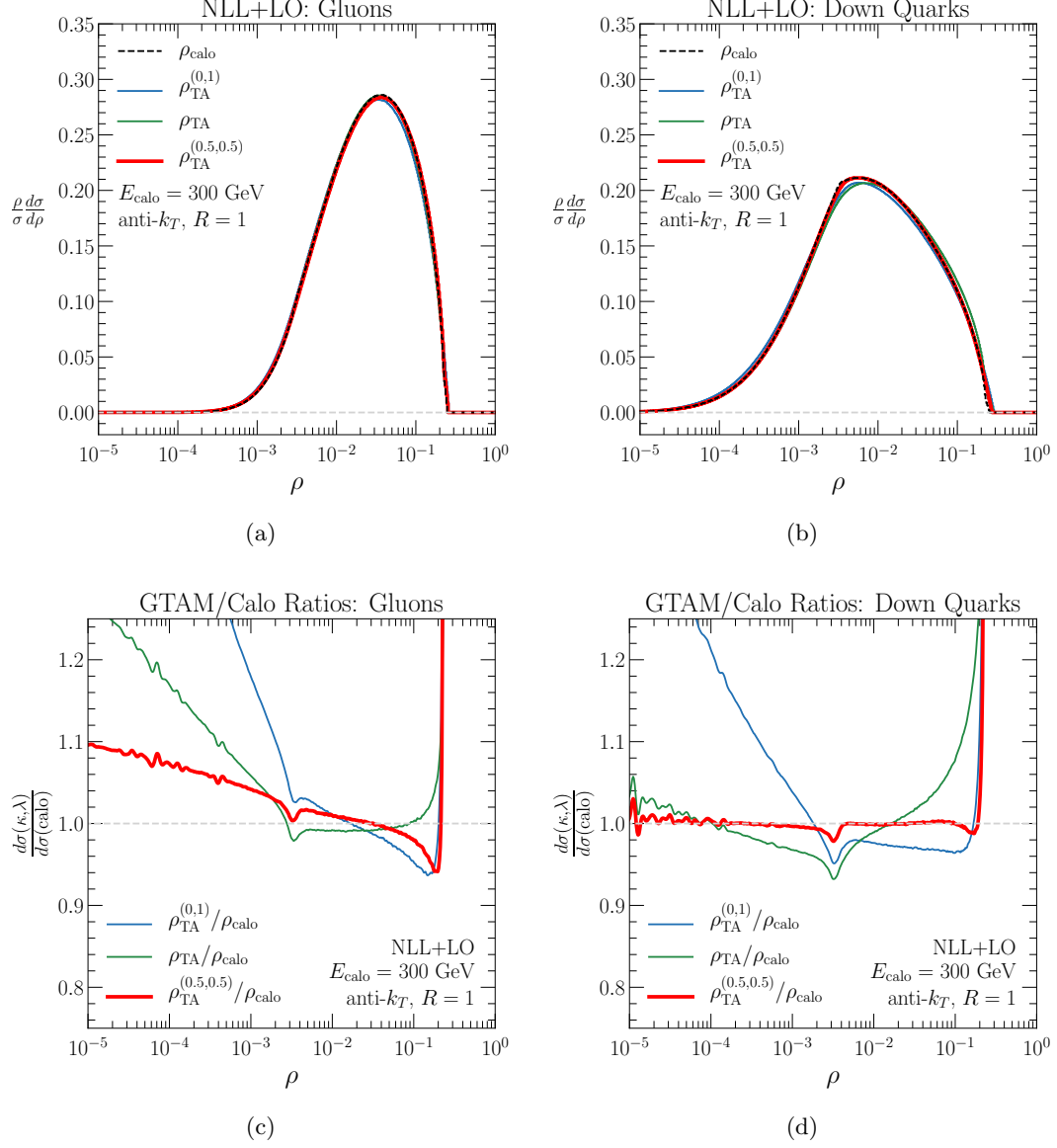


Figure 10: Top row: NLL+LO calculations of the GTAM distribution for (a) gluon jets and (b) down-quark jets, compared to ordinary jet mass. Bottom row: corresponding ratio between GTAM and jet mass.

z and θ are very small, and μ can enter the non-perturbative regime. One way to handle this problem is to freeze the coupling at a scale $\mu_{\text{NP}} \simeq \Lambda_{\text{QCD}}$. Non-perturbative effects below this scale can often be handled by convolution with a non-perturbative shape function [65, 66, 80–86].

These non-perturbative effects will occur with a characteristic scale $E_{\text{NP}} \simeq \Lambda_{\text{QCD}}$, and will therefore be suppressed in a hard interaction with scale Q by powers of Λ_{QCD}/Q . The quantity with the appropriate dimensions is

$$\tau_n = \frac{M_n^2}{E_n} \sim \tau_n^{\text{PT}} + \tau_n^{\text{NP}}, \quad (3.31)$$

where $n = \text{calo or track}$. We can write the differential cross section including non-perturbative corrections as

$$\left(\frac{d\sigma}{d\rho} \right) = \int_0^{Q\rho} d\tau F_{\text{NP}}(\tau) \left(\frac{d\sigma(\rho - \tau/Q)}{d\rho} \right)_{\text{PT}}, \quad (3.32)$$

where Q is the scale of the hard interaction. Following Ref. [86], we use a shape function with the parametrized form

$$F_{\text{NP}}(\tau_n) = \frac{4\tau_n}{\Omega_n^2} e^{-\frac{2\tau_n}{\Omega_n}}, \quad n = \text{calo, track}, \quad (3.33)$$

which is normalized to one, falls off exponentially for large τ_n , and goes linearly to zero at small τ_n .

To perform the convolution in Eq. (3.32), we need to identify the appropriate energy scale Q to divide τ_n . For τ_{calo} , the relevant scale is $Q_{\text{calo}} = E_{\text{calo}} R^2$. For τ_{track} , we can write

$$\rho_{\text{TA}}^{(\kappa, \lambda)} = \frac{M_{\text{track}}^2}{E_{\text{calo}}^2 R^2} \left(\frac{E_{\text{calo}}}{E_{\text{track}}} \right)^{2\kappa} \left\langle \frac{E_{\text{calo}}}{E_{\text{track}}} \right\rangle^{2\lambda} = \left(\frac{\tau_{\text{track}}}{E_{\text{calo}} R^2} \right) (x_i)^{1-2\kappa} \langle x_i \rangle^{-2\lambda}. \quad (3.34)$$

In the limit that the track function T_i of the initiating parton is narrow, we can replace the track fraction x_i in Eq. (3.34) with its average value.⁹ This gives us the hard scale by which non-perturbative effects τ_{track} are suppressed

$$Q_{\text{track}} = E_{\text{calo}} R^2 \langle x_i \rangle^{2\kappa+2\lambda-1} = Q_{\text{calo}} \langle x_i \rangle^{2\kappa+2\lambda-1}. \quad (3.35)$$

Following the reasoning of Ref. [53], we expect that $\Omega_{\text{track}} \approx \langle x_g \rangle \Omega_{\text{calo}}$. This should hold in the limit that the matrix element which defines the non-perturbative parameter Ω_{track} in the OPE is dominated by a single gluon emission, and in the limit that the track function of the initiating parton T_i is narrow. We will take the track fraction $\langle x_i \rangle = \langle x_g \rangle = 0.6$ in these relations. The gluon and quark shift parameters should be related by approximate

⁹ Alternately, one could convolve with a track function. The perturbative cross section in Eq. (3.32) is the NLL+LO matched distribution, so it is not straightforward to assign this track fraction to one of track functions already used in the calculation.

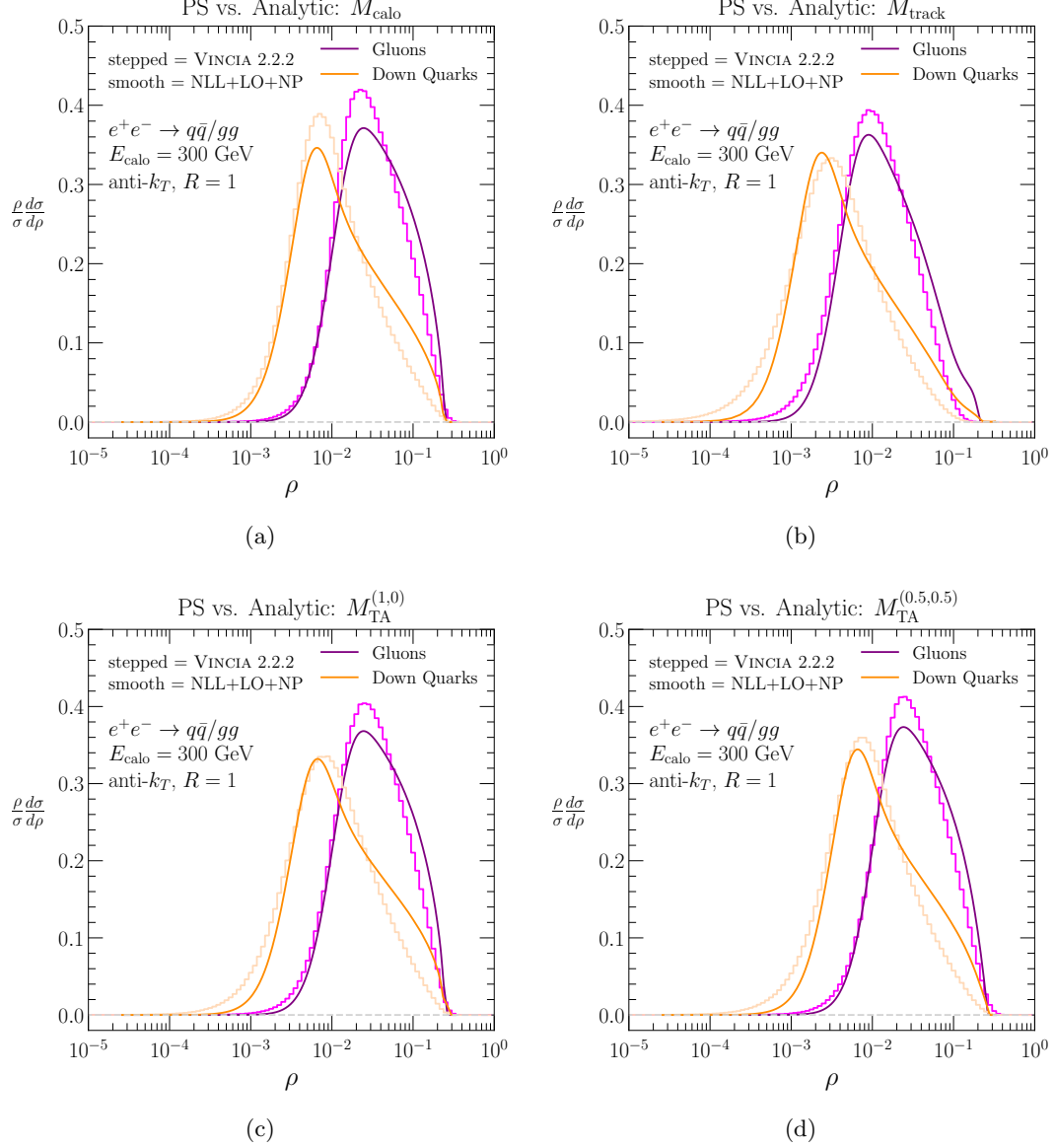


Figure 11: GTAM distributions computed from VINCIA (stepped histograms) and NLL+LO with non-perturbative corrections (smooth curves). Shown are (a) calorimeter jet mass, (b) track mass, (c) track-assisted mass, and (d) GTAM with $\kappa = 0.5$ and $\lambda = 0.5$.

Casimir scaling, $\Omega_n^g/\Omega_n^q \approx C_A/C_F$, as expected for observables which are additive in the soft-collinear limit [31, 87]. As shown in Fig. 11, we find a reasonable match between the analytic calculations and VINCIA with the functional form of Eq. (3.33) and the NP parameters

$$\begin{aligned}\Omega_{\text{calo}}^q &= 0.8 \text{ GeV}, & \Omega_{\text{calo}}^g &= 2.0 \text{ GeV}, \\ \Omega_{\text{track}}^q &= 0.5 \text{ GeV}, & \Omega_{\text{track}}^g &= 1.2 \text{ GeV},\end{aligned}\tag{3.36}$$

which obey the relations just described. These parameters, which we found by fitting to predictions from a parton shower, must ultimately be extracted from fits to experimental data.

3.7 Best Fit Parameters

With the complete NLL+LO+NP calculation of the GTAM distributions, we can now compute $\Delta(\kappa, \lambda)$ from first principles. This statistic is plotted in the (κ, λ) plane for gluons (Fig. 12a) and down quarks (Fig. 12c), with one-dimensional slices in Figs. 12b and 12d. Note that we have not attempted to estimate theoretical uncertainties on these distributions.

Compared to the VINCIA pp result in Fig. 5a, the analytic calculation of $\Delta(\kappa, \lambda)$ has the same qualitative features, with a broad minimum at $\kappa + \lambda = 1$. The precise value of the minimum is different, though with the NLL+LO+NP result predicting a minimum at $(\kappa = 0.9, \lambda = 0.1)$ for gluons and $(\kappa = 0.8, \lambda = 0.1)$ for down quarks, as compared to $(\kappa = 0.54, \lambda = 0.50)$ for the VINCIA $pp \rightarrow$ dijets study. This is likely due to the fact that the overall degree of agreement between M_{calo} and $M_{\text{TA}}^{(\kappa, \lambda)}$ is closer in the analytic calculation than in VINCIA, so ensemble-averaged information plays a less effective role.

4 Impact of Soft-Drop Grooming

In this section, we study track-assisted mass used in parallel with soft-drop grooming [33]. We first discuss different approaches to track-assisted grooming in Sec. 4.1. In Sec. 4.2, we perform a VINCIA study on groomed jet GTAM at the LHC. In Sec. 4.3, we perform an NLL+LO calculation for e^+e^- collisions. The qualitative lessons from the groomed case mirror the ungroomed case, so our discussion here will be relatively brief.

4.1 Track-Assisted Grooming

To implement soft-drop grooming on an ordinary jet, the jet is first reclustered into a Cambridge/Aachen tree [88, 89]. Then the soft-drop condition,

$$\frac{\min(p_{T1}, p_{T2})}{p_{T1} + p_{T2}} > z_{\text{cut}} \left(\frac{\Delta R_{12}}{R_0} \right)^\beta, \tag{4.1}$$

is applied at each splitting in the tree beginning with the widest. If a splitting fails Eq. (4.1), then the softer branch is removed from the jet and declustering continues to the next splitting. When a splitting passes Eq. (4.1), both subjects are kept, and the grooming procedure stops.

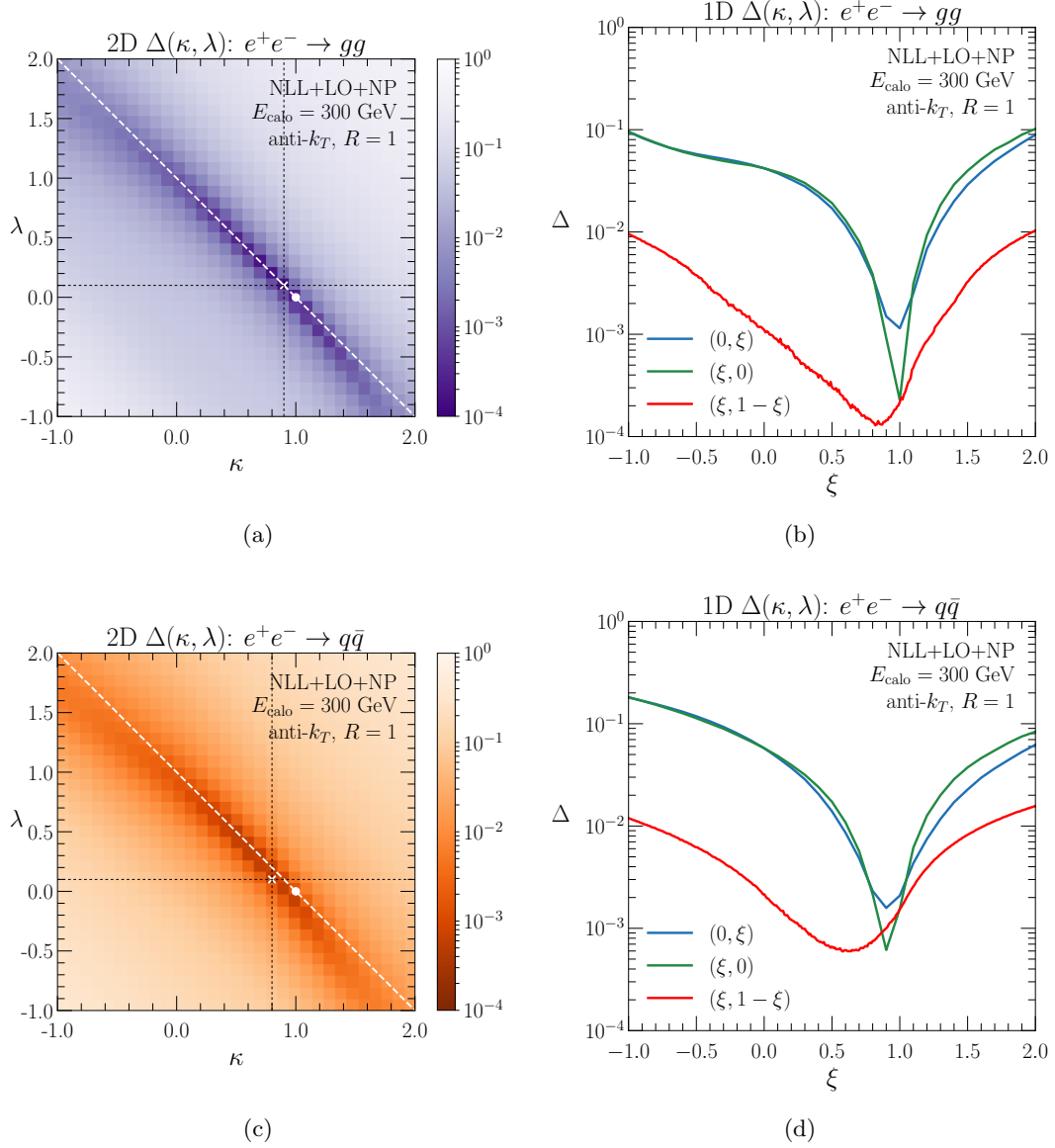


Figure 12: Left column: Distribution of $\Delta(\kappa, \lambda)$ computed using the analytic NLL+LO distributions convolved with the shape function F_{NP} for gluons (top) and down quarks (bottom). The white cross marks the best-fit value, which is $(0.9, 0.1)$ for gluons and $(\kappa, \lambda) = (0.8, 0.1)$ for down quarks. The white dot marks track-assisted mass, $\rho_{\text{TA}} = \rho_{\text{TA}}^{(1,0)}$. Right column: One-dimensional slices of the distributions on the left. The slight offset of the minimum values in (c) from the line $\lambda = 1 - \kappa$ manifests in the red $(\xi, 0)$ curve dipping below the blue $(\xi, 1 - \xi)$ curve in (d) before intersecting again at $\xi = 1$.

We aim to find a track-assisted proxy for groomed jet mass. To do this, we groom the jet first, and then compute GTAM using the groomed jet constituents. In particular, the factors of $p_{T,\text{calo}}$ we use in the definition of the groomed GTAM observable are the p_T of the groomed jet. This approach ensures that the charged particles used to compute $M_{\text{TA}}^{(\kappa,\lambda)}$ are the same as the charged particles in the soft-drop groomed jet whose mass we are trying to reproduce.

The drawback to grooming before restricting to only charged particles is that the grooming procedure itself requires angular information. This problem is less serious than the angular resolution problem when computing the mass M_{calo} , in part because the C/A clustering tree mainly relies on the relative angular order between particles, and is therefore less sensitive to the angular resolution. That said, whether or not an emission passes Eq. (4.1) does depend on absolute ΔR_{12} information. For this reason, we explore an alternative approach in App. D, where we restrict to charged particles before grooming, though this makes it difficult to define $p_{T,\text{calo}}$ for the reweighting factors.

We will only show results for $\beta \geq 0$, where $\beta = 0$ corresponds to the modified Mass Drop Tagger [90]. For $\beta < 0$, the soft-drop algorithm acts like a tagger and completely grooms away all jets without two hard, well-separated prongs. This leads to a bimodal jet mass distribution with a large population near zero mass, a peak closer to the endpoint, and a gap between the two. Our analytic analysis does not give sensible results if the spike near zero mass is included, since Δ is determined primarily by jets with masses of only a few GeV. Thus, to avoid any confusion about this issue, we will not show any $\beta < 0$ results in this paper.¹⁰

4.2 Parton Shower Study

For our groomed parton shower study, we use the same VINCIA event samples as Sec. 2.2, taking an ensemble of jets for which the ungroomed jet has $p_{T,\text{calo}} > 300$ GeV. Fig. 13a shows distributions of groomed track-assisted mass and groomed jet mass with $z_{\text{cut}} = 0.1$ for a range of β values. We see that groomed track-assisted mass continues to accurately reproduce the groomed jet mass distribution for a wide range of soft-drop parameters.

When incorporating soft-drop grooming, we want to compute $\Delta(\kappa, \lambda)$ where both $M_{\text{TA}}^{(\kappa,\lambda)}$ and M_{calo} are groomed using the same soft-drop parameters β and z_{cut} . We checked the full two-dimensional distribution of $\Delta(\kappa, \lambda)$, and found that, as in Fig. 5a, the best-fit values obeyed $\kappa + \lambda = 1$. Since this conclusion is unchanged from Sec. 2, we fix $\lambda = 1 - \kappa$ and sweep κ in this section. Fig. 13b shows $\Delta(\kappa, 1 - \kappa)$ as a function of κ for the same grooming parameters. We can see that lower values of β , which correspond to more aggressive grooming, lead to best-fit parameters with a higher κ value. Though not shown, we checked that this trend can also be seen by fixing β and scanning a range of z_{cut} values, with higher z_{cut} leading to more aggressive grooming and higher best-fit κ . As we argued in Sec. 2, the ensemble-averaged reweighting factor controlled by λ corrects for fluctuations in the angular distribution of

¹⁰One way to get a sensible result for $\beta < 0$ is to place a cut on the groomed jet mass of $M_{\text{calo}} > 3$ GeV. The fixed-order calculation can then be used to compute the part of the $\beta < 0$ distribution above this small mass cut.

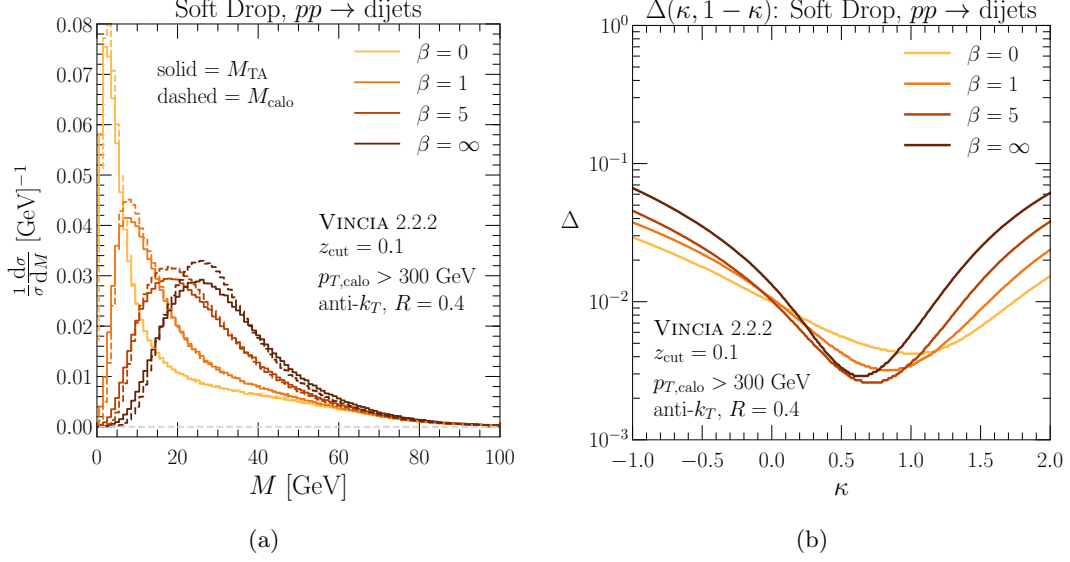


Figure 13: (a) Groomed jet mass and track-assisted mass distributions in VINCIA for $z_{cut} = 0.1$ and various values of β . The $\beta = \infty$ curve corresponds to the ungroomed distribution. (b): The statistic $\Delta(\kappa, 1 - \kappa)$ for the same values of β .

neutral particles. Since grooming removes soft, wide-angle radiation, we expect the impact of these angular fluctuations to be smaller for jets with more aggressive grooming parameters.

4.3 Analytic Calculation with Grooming

We can easily adapt the calculations in Sec. 3 to handle soft-drop grooming. One of the major benefits of soft-drop grooming from the theoretical perspective is that it removes radiation corresponding to NGLs, which are difficult to calculate and were neglected in Sec. 3.

Starting from the NLL resummation, the radiator function in Eq. (3.11) describes the probability of an emission with $\hat{\rho}(z, \theta) > \rho$ and therefore involves an integral over the allowed phase space for this emission. Grooming restricts this allowed phase space, so the soft-drop condition in Eq. (4.1) must be included in the radiator, which becomes

$$R_{TA}(\rho, x_j) = \int_0^1 dx_k T_g(x_k) \int_0^1 dz P_i(z) \int_0^R \frac{d\theta}{\theta} \frac{\alpha_s(E_{calo} z \theta)}{\pi} \Theta(\hat{\rho}_{TA} - \rho) \Theta\left(z - z_{cut} \left(\frac{\theta}{R}\right)^\beta\right). \quad (4.2)$$

The function $\hat{\rho}$ is unchanged from Eq. (3.4).¹¹ The track fractions do not appear in the grooming Θ -function because grooming is applied to the full jet, as described above; see App. D for an alternate prescription where the grooming is applied to the track-only jet.

¹¹When one branch of the splitting fails the soft-drop condition, we have simply groomed away the softer particle, without accounting for flavor-changing effects present at finite z_{cut} . A precise calculation taking this effect into account would have a radiator with matrix structure in flavor space, as described in Refs. [79, 90].

Truncating to NLL order and making the fixed-coupling approximation as in Sec. 3.3, we can again see the cancellation of the track function logarithmic moments. For $\beta > 0$, the radiator in the fixed-coupling approximation becomes (an analogous expression holds for $\beta = 0$, see App. B)

$$R_{\text{TA}}(\rho, x_j) \stackrel{\text{F.C.}}{=} \frac{\alpha_s C_i}{\pi} \left\{ \frac{1}{2} \ln^2\left(\frac{1}{\rho}\right) \left[\frac{\beta}{2+\beta} f^{g,0}(y^*, 1) + f^{g,0}(x_j \rho, y^*) \right] \right. \\ \left. + \ln\left(\frac{1}{\rho}\right) \left[B_i f^{g,0}(x_j \rho, 1) - \ln(x_j) \left(\frac{\beta}{2+\beta} f^{g,0}(y^*, 1) + f^{g,0}(x_j \rho, y^*) \right) \right] \right. \\ \left. + \frac{\beta}{2+\beta} f^{g,1}(y^*, 1) + f^{g,1}(x_j \rho, y^*) + \frac{2}{2+\beta} f^{g,0}(y^*, 1) \ln\left(\frac{1}{z_{\text{cut}}}\right) \right\}, \quad (4.3)$$

where $y^* = \min\left(\frac{x_j \rho}{z_{\text{cut}}}, 1\right)$. The terms proportional to $f^{g,n}(y^*, 1)$ account for the regions of x_j, x_k phase space where grooming is active, characterized by the boundary $\frac{x_k z_{\text{cut}}}{x_j} < \rho$. The region where grooming is inactive, $\frac{x_k z_{\text{cut}}}{x_j} > \rho$, contributes the terms proportional to $f^{g,n}(x_j \rho, y^*)$.

Now setting $x_j \rho$ in the integral endpoints to zero and making the exponential approximation in Eq. (3.17) for the integral over x_j , we obtain the approximate cumulative distribution

$$\Sigma_{\text{TA}}(\rho) \simeq \exp \left\{ -\frac{\alpha_s C_i}{\pi} \left[\frac{\beta}{2(2+\beta)} \ln^2\left(\frac{1}{\rho}\right) + \ln\left(\frac{1}{\rho}\right) \left(\frac{\beta}{2+\beta} \gamma_E + B_i + \frac{2}{2+\beta} \ln\left(\frac{1}{z_{\text{cut}}}\right) \right) \right] \right\} \\ \times \Gamma \left(1 + \frac{\alpha_s C_i}{\pi} \frac{\beta}{2+\beta} \ln\left(\frac{1}{\rho}\right) \right)^{-1} \times \exp \left\{ -\frac{\alpha_s C_i}{\pi} \frac{\beta}{2+\beta} (f^{g,1} - f^{j,1}) \ln\left(\frac{1}{\rho}\right) \right\}. \quad (4.4)$$

We see that the cancellation between logarithmic moments of the track functions also occurs in the region of phase space where the grooming is active. From this fixed-coupling approximation, we can again predict that in the full calculation, the track-assisted mass will be more similar to the jet mass for gluon jets than for quark jets because of the more complete cancellation. We emphasize that to obtain results which are formally at least NLL order, the full radiator Eq. (4.2) with running α_s and the accompanying expressions for R' in App. B are required.

The LO cross section for track-assisted mass measured on soft-drop groomed jets only requires a Θ function to implement the grooming,

$$\frac{d\sigma}{d\rho} = \int dy_1 dy_2 \frac{d\hat{\sigma}}{dy_1 dy_2} \int dx_1 dx_3 T_1(x_1) T_3(x_3) \Theta(R - \theta_{13}) \delta(\hat{\rho}_{\text{TA}} - \rho) \Theta \left(z - z_{\text{cut}} \left(\frac{\theta_{13}}{R} \right)^\beta \right). \quad (4.5)$$

The matching procedure is then exactly the same as in Sec. 3.4. It is important that soft-drop grooming with $\beta \geq 0$ does not alter the total jet production rate, so the normalization of the fixed-order cross sections is the same as for the ungroomed distribution. The required expressions for the $\mathcal{O}(\alpha_s)$ piece of the expansion of the resummed distribution, $\frac{1}{\sigma} \frac{d\sigma_{\text{NLL},\alpha}}{d\rho}$, are given in App. B.

Plots of the NLL+LO ρ_{calo} and ρ_{TA} distributions are shown in Fig. 14 for gluon jets and down-quark jets. These distributions have grooming parameters $z_{\text{cut}} = 0.1$ and $\beta =$

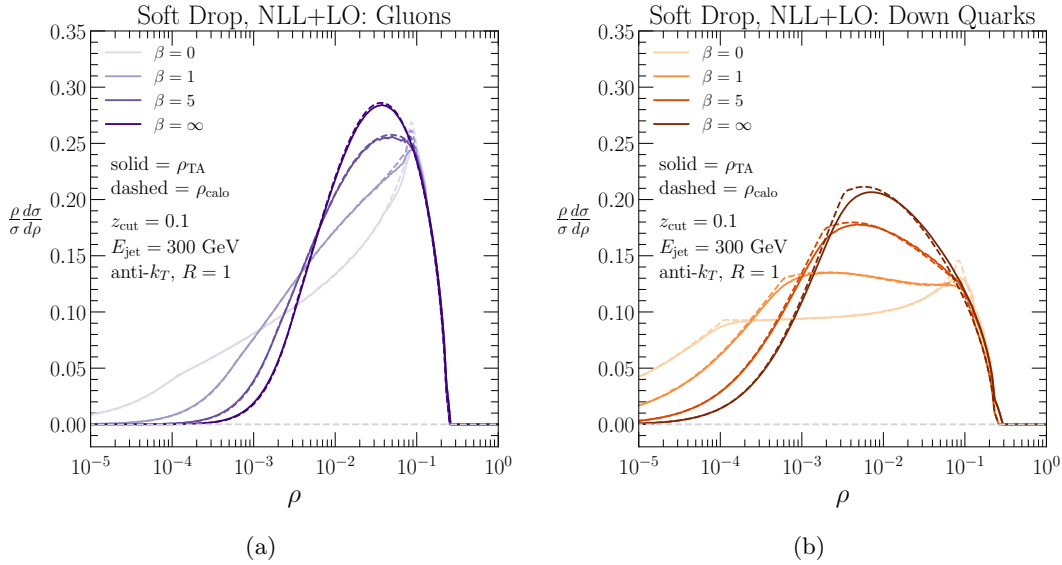


Figure 14: Matched distributions for rescaled jet mass ρ_{calo} (solid curves) and rescaled track-assisted mass ρ_{TA} (dashed curves) after soft-drop grooming for (a) gluon jets and (b) down-quark jets. Shown are soft-dropped grooming parameters $z_{\text{cut}} = 0.1$ and $\beta = \{0, 1, 5, \infty\}$.

$\{0, 1, 5, \infty\}$, where the $\beta = \infty$ case is the same as the ungroomed observable. As expected from the VINCIA study, we find that the close relationship between track-assisted mass and jet mass holds over a broad range of parameters. This gives a theoretical prediction of the groomed track-assisted mass which can be compared directly to experimental data, without necessitating an unfolding of the track-assisted mass measurement to ordinary jet mass.

Non-perturbative emissions which contribute to the distribution of $\rho \sim z\theta^2$ must be either soft or collinear. Since Soft Drop changes the relative proportions of soft and collinear radiation, the appropriate non-perturbative parameter Ω as described Sec. 3.6 would depend on the grooming parameters z_{cut} and β [50, 80, 87, 91]. We leave a study of these non-perturbative corrections to future work.

In Fig. 15, we again plot the ratio of the $\mathcal{O}(\alpha_s)$ piece of the resummed distribution over the fixed-order distribution, this time for groomed jets with $R = 1$, $z_{\text{cut}} = 0.1$, and $\beta = \{0, 1, 5, \infty\}$. For $\beta = \infty$, we recover the $R = 1$ result from Fig. 9. With $\beta = 1$ or 5, the two distributions have a much closer match, since the grooming is removing wide-angle radiation that was contributing to the $R \log R$ power correction. The $\beta = 0$ distribution again exhibits a mismatch as $\rho \rightarrow 0$, due to constant terms in the radiator which are beyond the order of this calculation. These terms have an effect of the same magnitude as the single logarithmic terms in the $\beta = \infty$ distribution because there are no double-logarithmic terms in the resummed distribution of $\beta = 0$ groomed jet mass [90], so the $\beta = 0$ calculation is formally LL instead of NLL.

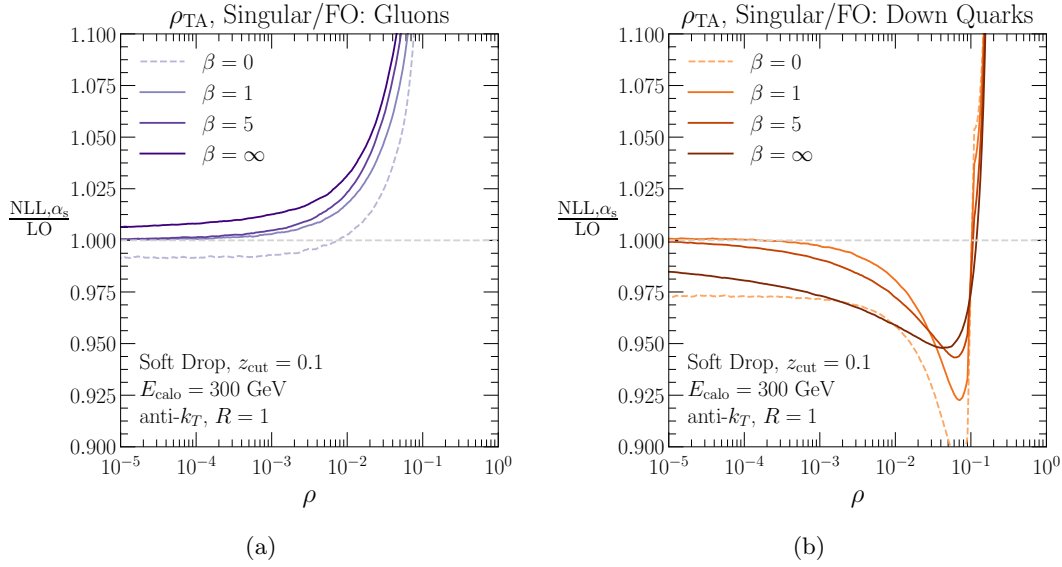


Figure 15: Ratios of the soft-drop groomed $\mathcal{O}(\alpha_s)$ piece of the expanded NLL distributions over the LO ρ_{TA} distributions. The $\beta = 0$ case is dashed since this calculation is formally only LL order.

5 Conclusions

The different granularity of calorimetry and tracking at the LHC experiments makes it worthwhile to explore proxies for key jet observables like jet mass that can better exploit the fine angular resolution available for charged particle tracks. The original track-assisted mass, as defined by the ATLAS collaboration in Eq. (1.1), is one example of such a proxy, which trades fluctuations in the charged-to-neutral mass fraction for improved track mass resolution. In this paper, we showed that the generalized version of track-assisted mass in Eq. (1.2) can act as an even better proxy for jet mass, by balancing the fluctuations in charged-to-neutral mass fraction against ensemble-averaged information. In the spirit of Ref. [92], this same GTAM philosophy could be applied to situations where both tracking and electromagnetic calorimeter information is used to determine jet mass, but hadronic calorimeter information is only used to determine jet p_T . One could even imagine more exotic proxies for jet mass, such as ones that weight higher energy particles more than lower energy ones.

As a step towards a comparison with experimental results, we performed a NLL resummed calculation of the distribution of Eq. (3.2), the rescaled (squared) track-assisted mass, and its generalizations, in e^+e^- collisions. Since track-assisted mass is not an IRC-safe observable, we used the track function formalism to regulate its collinear divergences and regain calculational control. This computation offers some insight into the close correspondence between track-assisted mass and jet mass, as well as the values of the best-fit parameters for GTAM, in terms of the similarity of logarithmic moments of the track functions. We matched our track-assisted

mass distributions to the fixed-order processes $e^+e^- \rightarrow q\bar{q}g$ and $e^+e^- \rightarrow H \rightarrow ggg(q\bar{q}g)$ using the log- R matching scheme, and implemented NP corrections using a shape function. We found reasonable agreement between our NLL+LO+NP calculation and distributions obtained from VINCIA. We also explored the impact of soft-drop grooming on track-based observables, where we found that groomed GTAM was effective as a proxy for groomed jet-mass. Though we did not compute contributions from NGLs in this work, these contributions are happily removed by the soft-drop grooming procedure. It would be interesting to extend our calculations to alternate grooming procedures like recursive soft drop [93].

Future work on this topic would quantify the expected gain in sensitivity to highly collimated decay products at the LHC for generalized track-assisted mass measurements as compared to track-assisted mass and ordinary jet mass using detector simulations. Furthermore, in order to make a quantitative comparison to experimental data, a more precise theoretical calculation is required. Such a calculation would include contributions from NGLs in the ungroomed case, and flavor-changing finite z_{cut} effects for the soft-drop groomed case. To be competitive with other state-of-the-art jet substructure predictions, the calculation also needs to be pushed to NNLL, including contributions from the RG evolution of the track-functions. The fixed-order corrections have been included only to LO, which is not sufficient for a precision measurement. Lastly, it would be interesting to adapt the machinery developed in Ref. [54] to study the double-differential distribution of M_{calo} and $M_{\text{TA}}^{(\kappa,\lambda)}$ in order to assess their jet-by-jet correspondence. The use of generalized track-assisted mass as a benchmark jet observable at hadron colliders, with comparisons to precision theoretical calculations, offers the possibility to improve the sensitivity and flexibility of experimental measurements. This will be of vital importance in the high-energy limit at the LHC and at future colliders.

Acknowledgements

We thank Benjamin Nachman for discussions about track-assisted mass at ATLAS and for comments on our manuscript. We also thank Massimiliano Procura and Wouter Waalewijn for additional feedback. This work was supported by the Office of High Energy Physics of the U.S. Department of Energy (DOE) under grant DE-SC-0012567.

A Pure Quark and Gluon Ensembles

The analysis of GTAM in Sec. 2 was carried out using $pp \rightarrow$ dijet events generated with VINCIA 2.2.2. It is conceivable that the flavor content of the jet could change the best-fit parameters and the degree of the correspondence between jet mass and GTAM. To investigate this possibility, we repeated the analysis using ensembles of purely quark-initiated and purely gluon-initiated jets, as labeled by the VINCIA hard process.

The best-fit GTAM parameters $(\kappa_{\text{best}}, \lambda_{\text{best}})$ turn out to be rather insensitive to the species of parton initiating the jet. As shown in Fig. 16, the best-fit values $(\kappa_{\text{best}}, \lambda_{\text{best}})$ were found to be (0.55, 0.48) for gluons and (0.57, 0.48) for quarks, as compared to (0.54, 0.50) for

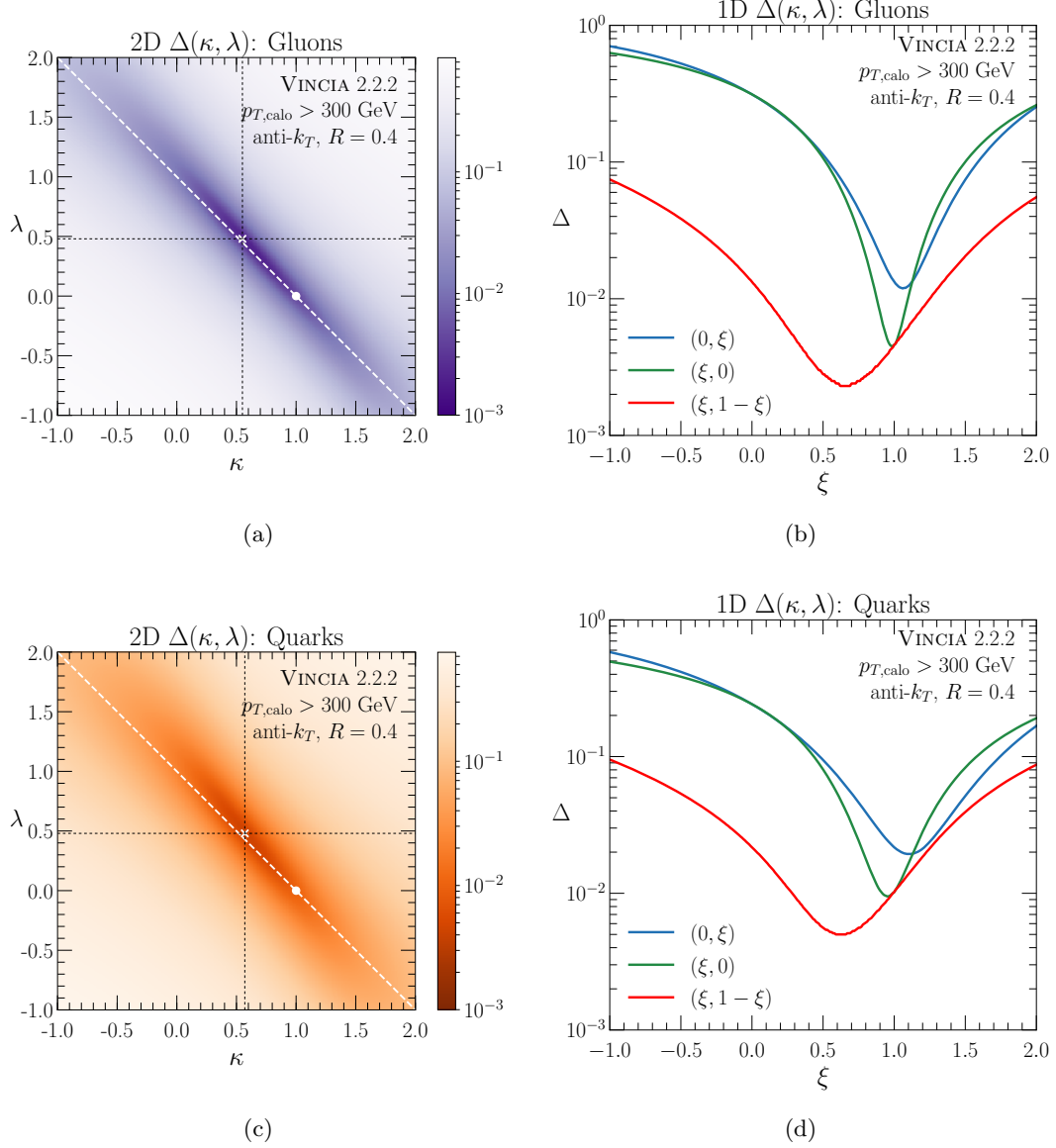


Figure 16: Distribution of $\Delta(\kappa, \lambda)$ for the processes $pp \rightarrow gg$ (top) and $pp \rightarrow q\bar{q}$ (bottom), to be compared to Fig. 5. The full two-dimensional distributions are on the left, and slices of these distributions are shown on the right.

a mixture of quark and gluon jets. GTAM is a closer match to jet mass by about a factor of two (as measured by Δ) for gluon jets than for quark jets. This is to be expected, since the variance of the gluon track function is smaller than that of the quark track function ($\Delta T_g = 0.15$ and $\Delta T_q = 0.2$), so the track fraction reweighting factors with exponent λ will smear the GTAM distribution less for gluons than for quarks. This also matches the conclusion from the analytic approximations in Sec. 3.2 where gluon jets produced a more complete cancellation of track function effects on the resummed GTAM distribution.

B Details of Resummed Calculation

In order to obtain a finite differential distribution for the observable $\rho \equiv M^2/(E_{\text{calo}}R)^2$ in the region $\rho \ll 1$, where the fixed-order perturbative expansion breaks down due to large logarithms of ρ , it is necessary to calculate contributions proportional to $\alpha_s^n \log^{2n-1}(\rho)$ (LL) to all orders in perturbation theory. Quantitative agreement with experimental data requires resummation of terms up to at least NLL order.

Running coupling effects are taken into account with the two-loop β -function. The appropriate scheme for the coupling in the resummed cumulative distribution Eq. (3.10) is the CMW scheme [94], which is related to the $\overline{\text{MS}}$ scheme by

$$\alpha_s^{\text{CMW}} = \alpha_s^{\overline{\text{MS}}} \left(1 + \left[C_A \left(\frac{67}{18} - \frac{\pi^2}{6} \right) - \frac{5}{9} n_f \right] \frac{\alpha_s^{\overline{\text{MS}}}}{2\pi} \right). \quad (\text{B.1})$$

The scale at which α_s is evaluated in Eqs. (3.9) and (3.11) is $\mu = E_{\text{calo}} z \theta$ ($p_{T,\text{jet}} z \theta$ for pp collisions), the transverse momentum of the radiated particle in the soft-collinear limit. This scale enters the non-perturbative regime for low enough values of ρ . To handle this effect, we freeze the coupling at $\alpha_s(1 \text{ GeV}) = 0.42$, which is the result of using the two-loop β -function to run from $\alpha_s(M_Z) = 0.1182$. In the derivative of the radiator, all terms are one logarithmic order lower than in the radiator itself, so to this order we can evaluate the coupling in R' at the hard scale $E_{\text{calo}}R$.

As described in Sec. 3.2, the running of the track function contributes only at NNLL order. Additionally, the first moment of the track functions is extremely scale insensitive, see Fig. 6b, with a fractional change of only 0.04% for gluon or quark-singlet (average over quark and anti-quark species) jets when evolved from 10 GeV to 10^6 GeV. The fractional change of the second moment is about 2% over this same scale evolution. The track functions are fixed at the hard scale $\mu = E_{\text{calo}}R$ in the calculation of R and R' . A higher-order calculation could include this effect using the nonlinear DGLAP-like evolution equation described in [52, 55].

The radiators for quark and gluon jets also include the (real) reduced splitting functions P_q and P_g respectively:

$$P_q(z) = P_{gq}(z) = C_F \left[\frac{1 + (1-z)^2}{z} \right], \quad (\text{B.2})$$

$$P_g(z) = \frac{1}{2} p_{gg}(z) + n_f p_{qg}(z) = C_A \left[\frac{2(1-z)}{z} + z(1-z) \right] + n_f T_F (z^2 + (1-z)^2). \quad (\text{B.3})$$

The splitting functions do not have a virtual part, and no plus function regularization is required, since the observable value ρ cuts off the singularities in both the z and θ integrals. The $z \leftrightarrow 1 - z$ symmetry in the $g \rightarrow gg$ splitting was exploited to write p_{gg} in a form which is singular only at $z = 0$.

We give the full expressions needed for the cumulative track-assisted mass distributions, including soft-drop grooming with $\beta \geq 0$. Although they are already in the literature [33], we give the equivalent expressions for ordinary jet mass and soft-drop groomed mass as well for comparison. In the fixed-coupling approximation (but without the endpoint approximations in Eq. (3.15)), the calorimeter and track radiators are given to NLL order by¹²

$$(\beta = \infty) : \tag{B.4}$$

$$\begin{aligned} R_{\text{calo}}(\rho) &= \frac{\alpha_s C_i}{\pi} \left\{ \frac{1}{2} \ln^2\left(\frac{1}{\rho}\right) + B_i \ln\left(\frac{1}{\rho}\right) \right\}, \\ R_{\text{TA}}(\rho, x_j) &= \frac{\alpha_s C_i}{\pi} \left\{ \frac{1}{2} \ln^2\left(\frac{1}{\rho}\right) f^{g,0}(x_j \rho, 1) + \ln\left(\frac{1}{\rho}\right) \left[f^{g,0}(x_j \rho, 1) (B_i - \ln(x_j)) + f^{g,1}(x_j \rho, 1) \right] \right\}, \\ (\beta > 0) : \tag{B.5} \end{aligned}$$

$$\begin{aligned} R_{\text{calo}}(\rho, x_j) &= \frac{\alpha_s C_i}{\pi} \left\{ \frac{1}{2} \ln^2\left(\frac{1}{\rho}\right) \left[\frac{\beta}{2 + \beta} \Theta(z_{\text{cut}} - \rho) + \Theta(\rho - z_{\text{cut}}) \right] \right. \\ &\quad \left. + B_i \ln\left(\frac{1}{\rho}\right) + \frac{2}{2 + \beta} \Theta(z_{\text{cut}} - \rho) \ln\left(\frac{1}{\rho}\right) \ln\left(\frac{1}{z_{\text{cut}}}\right) \right\}, \\ R_{\text{TA}}(\rho, x_j) &= \frac{\alpha_s C_i}{\pi} \left\{ \frac{1}{2} \ln^2\left(\frac{1}{\rho}\right) \left[\frac{\beta}{2 + \beta} f^{g,0}(y^*, 1) + f^{g,0}(x_j \rho, y^*) \right] \right. \\ &\quad \left. + \ln\left(\frac{1}{\rho}\right) \left[B_i f^{g,0}(x_j \rho, 1) - \ln(x_j) \left(\frac{\beta}{2 + \beta} f^{g,0}(y^*, 1) + f^{g,0}(x_j \rho, y^*) \right) \right] \right. \\ &\quad \left. + \frac{\beta}{2 + \beta} f^{g,1}(y^*, 1) + f^{g,1}(x_j \rho, y^*) + \frac{2}{2 + \beta} f^{g,0}(y^*, 1) \ln\left(\frac{1}{z_{\text{cut}}}\right) \right\}, \\ (\beta = 0) : \tag{B.6} \end{aligned}$$

$$\begin{aligned} R_{\text{calo}}(\rho, x_j) &= \frac{\alpha_s C_i}{\pi} \left\{ \frac{1}{2} \Theta(\rho - z_{\text{cut}}) \ln^2\left(\frac{1}{\rho}\right) + B_i \ln\left(\frac{1}{\rho}\right) \right. \\ &\quad \left. + \Theta(z_{\text{cut}} - \rho) \ln\left(\frac{1}{\rho}\right) \left[\frac{z_{\text{cut}}}{4} (4 - z_{\text{cut}}) + \ln\left(\frac{1}{z_{\text{cut}}}\right) \right] \right\}, \\ R_{\text{TA}}(\rho, x_j) &= \frac{\alpha_s C_i}{\pi} \left\{ \frac{1}{2} \ln^2\left(\frac{1}{\rho}\right) f^{g,0}(x_j \rho, y^*) + \ln\left(\frac{1}{\rho}\right) \left[f^{g,0}(x_j \rho, y^*) (B_i - \ln(x_j)) + f^{g,1}(x_j \rho, y^*) \right] \right. \\ &\quad \left. + f^{g,0}(y^*, 1) \ln\left(\frac{1}{\rho}\right) \left[B_i + \frac{z_{\text{cut}}}{4} (4 - z_{\text{cut}}) + \ln\left(\frac{1}{z_{\text{cut}}}\right) \right] \right\}, \end{aligned}$$

¹²The cases $\beta > 0$ and $\beta = 0$ are distinct at NLL order because we are keeping finite z_{cut} terms. For this reason, the $\beta \rightarrow 0$ limit of Eq. (B.5) does not recover Eq. (B.6). The ungroomed ($\beta = \infty$) case can be recovered from the $\beta > 0$ expression by taking either the $\beta \rightarrow \infty$ limit or the $z_{\text{cut}} \rightarrow 0$ limit. For $x_j \rho > 0$, this gives $f^{i,n}(y^*, 1) \rightarrow 0$ and $f^{i,n}(x, y^*) \rightarrow f^{i,n}(x, 1)$ for $z_{\text{cut}} = x_j \rho$. It is easy to see that for any $\rho > 0$, the ungroomed limits $z_{\text{cut}} \rightarrow 0$ or $\beta \rightarrow \infty$ commute with removing the tracking procedure by setting all track fractions to one and all track functions to $\delta(1 - x)$.

where we have defined

$$y^* = \min\left(\frac{x_j \rho}{z_{\text{cut}}}, 1\right). \quad (\text{B.7})$$

The radiator derivatives appearing in the multiple-emissions prefactor are easily read off from the $\ln^2 \frac{1}{\rho}$ terms, and can be expressed for $\beta = \infty$ (ungroomed), $\beta > 0$, and $\beta = 0$ by

$$\begin{aligned} R'_{\text{calo}}(\rho) &= \frac{\alpha_s C_i}{\pi} \left[\ln\left(\frac{1}{\rho}\right) \left(\frac{\beta}{2+\beta} \Theta(z_{\text{cut}} - \rho) + \Theta(\rho - z_{\text{cut}}) \right) + \frac{2}{2+\beta} \Theta(z_{\text{cut}} - \rho) \ln\left(\frac{1}{z_{\text{cut}}}\right) \right], \\ R'_{\text{TA}}(\rho, x_j) &= \frac{\alpha_s C_i}{\pi} \left[\ln\left(\frac{1}{\rho}\right) \left(\frac{\beta}{2+\beta} f^{g,0}(y^*, 1) + f^{g,0}(x_j \rho, y^*) \right) + \frac{2}{2+\beta} f^{g,0}(y^*, 1) \ln\left(\frac{1}{z_{\text{cut}}}\right) \right]. \end{aligned} \quad (\text{B.8})$$

The $\ln z_{\text{cut}}$ term has been included in the multiple-emissions prefactor even though it is formally beyond NLL order in ρ . Near $\rho \simeq z_{\text{cut}}$, the $\ln z_{\text{cut}}$ term is just as important as the dominant $\log \rho$ terms which are being resummed and cannot be neglected. Using the radiators, Eqs. (B.5) and (B.6), and their derivatives, Eq. (B.8), in the general expression for the cumulative distribution of a track-assisted observable, Eq. (3.10), gives the fixed-coupling expressions for the cumulative distributions of track-assisted mass for $\beta \geq 0$ values. To include the effects of the running coupling in our numerical results, we integrate the radiator Eq. (4.2) instead of using Eqs. (B.5) and (B.6), but we used Eq. (B.8) for the multiple-emissions prefactor. As mentioned in Sec. 3.5, computing the GTAM distribution for parameters besides $\kappa = 1$ and $\lambda = 0$ simply requires making the replacement $x_j \rightarrow x_j^{2\kappa-1} \langle x_j \rangle^{2\lambda}$ in the appropriate radiator and its derivative.

In the matching calculation in Sec. 3.4, we needed the $\mathcal{O}(\alpha_s)$ piece of the fixed-order expansion of the differential NLL distribution. For completeness, we include these here:

$$(\beta = \infty) : \quad (\text{B.9})$$

$$\begin{aligned} \frac{1}{\sigma} \frac{d\sigma_{\text{NLL},\alpha}}{d\rho} &= \frac{\alpha_s C_i}{\pi} \int_0^1 dx_j T_j(x_j) \left\{ \frac{1}{\rho} \left[f^{g,0}(x_j \rho, 1) \left(\ln\left(\frac{1}{\rho}\right) + B_i - \ln(x_j) \right) + f^{g,1}(x_j \rho, 1) \right] \right\}, \\ (\beta > 0) : \quad (\text{B.10}) \end{aligned}$$

$$\begin{aligned} \frac{1}{\sigma} \frac{d\sigma_{\text{NLL},\alpha}}{d\rho} &= \frac{\alpha_s C_i}{\pi} \int_0^1 dx_j T_j(x_j) \left\{ \frac{1}{\rho} \left[f^{g,0}(x_j \rho, y^*) \left(\ln\left(\frac{1}{\rho}\right) + B_i - \ln(x_j) \right) \right. \right. \\ &\quad + f^{g,0}(y^*, 1) \left(\frac{\beta}{2+\beta} \left(\ln\left(\frac{1}{\rho}\right) - \ln(x_j) \right) + \frac{2}{2+\beta} \ln\left(\frac{1}{z_{\text{cut}}}\right) + B_i \right) \\ &\quad \left. \left. + f^{g,1}(x_j \rho, y^*) + \frac{\beta}{2+\beta} f^{g,1}(y^*, 1) \right] \right\}, \\ (\beta = 0) : \quad (\text{B.11}) \end{aligned}$$

$$\begin{aligned} \frac{1}{\sigma} \frac{d\sigma_{\text{NLL},\alpha}}{d\rho} &= \frac{\alpha_s C_i}{\pi} \int_0^1 dx_j T_j(x_j) \left\{ \frac{1}{\rho} \left[f^{g,0}(x_j \rho, y^*) \left(\ln\left(\frac{1}{\rho}\right) + B_i - \ln(x_j) \right) + f^{g,1}(x_j \rho, y^*) \right. \right. \\ &\quad \left. \left. + f^{g,0}(y^*, 1) \left(B_i + \ln\left(\frac{1}{z_{\text{cut}}}\right) - \frac{1}{4} z_{\text{cut}}^2 + z_{\text{cut}} \right) \right] \right\}. \end{aligned}$$

Note that the coupling must be evaluated in the $\overline{\text{MS}}$ scheme, not the CMW scheme, for the $\mathcal{O}(\alpha_s)$ piece of the NLL distribution, otherwise it cannot cancel the singular terms in the fixed-order distribution.¹³

C Details of Fixed-Order Matching

C.1 Matrix Elements

When computing a collinear-unsafe observable such as track-assisted mass, the cancellation of IR singularities guaranteed by the KLN theorem for sufficiently inclusive observables does not take place. The key to the track function (and more broadly the GFF) formalism is that the collinear singularities in the parton-level matrix element are absorbed into the track functions. Canceling the collinear singularities in the $e^+e^- \rightarrow q\bar{q}g$ and $e^+e^- \rightarrow H \rightarrow ggg(q\bar{q}g)$ matrix elements, which appear at $\mathcal{O}(\alpha_s)$, requires computing the track functions at parton level also to $\mathcal{O}(\alpha_s)$. After this cancellation, the partonic cross section $\frac{d\hat{\sigma}}{dy_1 dy_2}$ in Eq. (3.20) is replaced by a non-singular matching coefficient, which depends on the renormalization scheme used to calculate the track functions. This procedure was demonstrated explicitly for quark track functions at $\mathcal{O}(\alpha_s)$ in Ref. [52]. For the process $e^+e^- \rightarrow q\bar{q}g$, the matching coefficient is just the part of the parton-level cross section not proportional to $\delta(1-y_1)$ or $\delta(1-y_2)$, the points in phase space where the collinear singularities appear,

$$\frac{d^2\hat{\sigma}}{dy_1 dy_2} = \sigma_0 \frac{\alpha_s(\mu) C_F}{\pi} \frac{\Theta(y_1 + y_2 - 1)(y_1^2 + y_2^2)}{2(1-y_1)(1-y_2)}, \quad (\text{C.1})$$

Here σ_0 is the Born cross section and $y_i = 2E_i/Q$, with $Q = \sqrt{s}$ the center-of-mass energy of the collision.

Since we are computing the distribution of ρ with a cutoff $\rho > 10^{-6}$, at LO we do not need to calculate virtual terms in the partonic cross sections in Eq. (3.20) and Eq. (4.5) or to compute the $\mathcal{O}(\alpha_s)$ gluon track function. We only need the squared, spin-summed matrix element for the process $e^+e^- \rightarrow H \rightarrow ggg(gq\bar{q})$. Since the Higgs couples to gluons through a quark loop, the lowest perturbative order at which this process can produce a non-zero jet mass is $\mathcal{O}(\alpha_s^2)$. In order to simplify the calculation, we work in the $m_t \rightarrow \infty$ limit, with an effective Hgg coupling. The effective Lagrangian coupling the Higgs to gluons in this limit is [76–78]

$$\mathcal{L}_{eff} = \frac{\alpha_s A}{12\pi} G_{\mu\nu}^A G^{A,\mu\nu} \left(\frac{H}{v_{EW}} \right). \quad (\text{C.2})$$

where v_{EW} is the Higgs vacuum expectation value, $G_{\mu\nu}^A$ is the gluon field strength, and the $\mathcal{O}(\alpha_s^2)$ effective coupling constant $A = \frac{\alpha_s}{3\pi v_{EW}} \left(1 + \frac{11\alpha_s}{4\pi} \right)$. The Feynman rules for the Hgg ,

¹³The ρ -dependent endpoints do not contribute to this derivative. They are power suppressed, and therefore of the same order as other power-suppressed terms that were neglected in restricting to NLL order in the radiator. If terms of this order are to be included, they must all be computed for a consistent result.

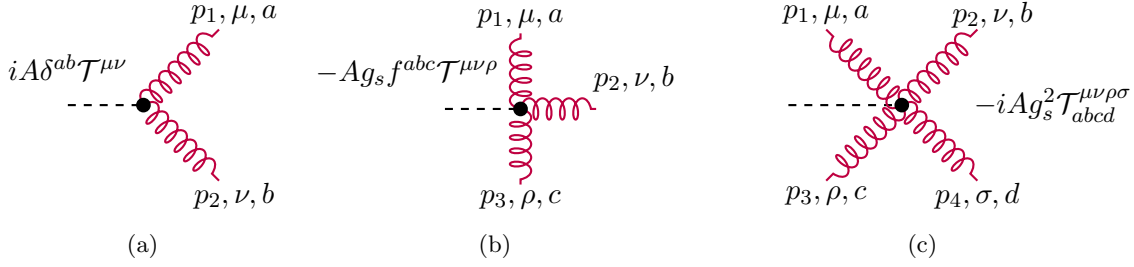


Figure 17: Feynman rules for Hgg , $Hggg$, and $Hgggg$ couplings in the $m_t \rightarrow \infty$ EFT, where all momenta are taken to be ingoing.

$Hggg$, and $Hgggg$ vertices are proportional to the same tensors as the QCD gauge boson vertices. These are illustrated in Fig. 17, where the relevant tensor structures are

$$\mathcal{T}^{\mu\nu} = g^{\mu\nu} p_1 \cdot p_2 - p_1^\nu p_2^\mu, \quad (\text{C.3})$$

$$\mathcal{T}^{\mu\nu\rho} = (p_1 - p_2)^\rho g^{\mu\nu} + (p_2 - p_3)^\mu g^{\nu\rho} + (p_3 - p_1)^\nu g^{\rho\mu}, \quad (\text{C.4})$$

$$\begin{aligned} \mathcal{T}_{abcd}^{\mu\nu\rho\sigma} = & f^{abe} f^{cde} (g^{\mu\rho} g^{\nu\sigma} - g^{\mu\sigma} g^{\nu\rho}) + f^{ace} f^{bde} (g^{\mu\nu} g^{\rho\sigma} - g^{\mu\sigma} g^{\nu\rho}) \\ & + f^{ade} f^{bce} (g^{\mu\nu} g^{\rho\sigma} - g^{\mu\rho} g^{\nu\sigma}). \end{aligned} \quad (\text{C.5})$$

The diagrams contributing to the $e^+e^- \rightarrow H \rightarrow ggg(gq\bar{q})$ cross section are shown in Fig. 18. Interference with the tree-level process $e^+e^- \rightarrow Z/\gamma^* \rightarrow gq\bar{q}$ is chirally suppressed at high energy and can be neglected. We use the completeness relation for massless spin-one particles in the final state, with the fixed light-like vector $n^\mu = (1, 0, 0, 0)$ and $k_i \cdot n = E_i$ to project onto only the two physical polarizations,

$$\sum_{\lambda} \epsilon_{\mu}^*(k, \lambda) \epsilon_{\nu}(k, \lambda) = -g_{\mu\nu} + \frac{k_{\mu} n_{\nu} + k_{\nu} n_{\mu}}{k \cdot n} - \frac{k_{\mu} k_{\nu}}{(k \cdot n)^2}. \quad (\text{C.6})$$

We rewrite the final-state momenta in terms of the energy fractions $y_i = 2E_i/\sqrt{s}$,

$$\begin{aligned} k_i \cdot n &= \frac{1}{2} Q y_i, \\ k_i \cdot k_j &= \frac{Q^2}{2} (1 - y_k), \\ 2 &= y_1 + y_2 + y_3. \end{aligned} \quad (\text{C.7})$$

Using these variables, we write the squared, spin-summed matrix elements. First define

$$\begin{aligned} f(y_1, y_2) = & 256\pi^2 \left(y_1^5 + y_1^4(3y_2 - 5) + y_1^3(5y_2^2 - 12y_2 + 10) + y_1^2(18y_2 - 10) \right. \\ & - 15y_1^2 y_2^2 - 14y_1 y_2 + 6y_1 - 2 + 6y_2 + y_2^2(18y_1 - 10) \\ & \left. + y_2^3(5y_1^2 - 12y_1 + 10) + y_2^4(3y_1 - 5) + y_2^5 \right). \end{aligned} \quad (\text{C.8})$$

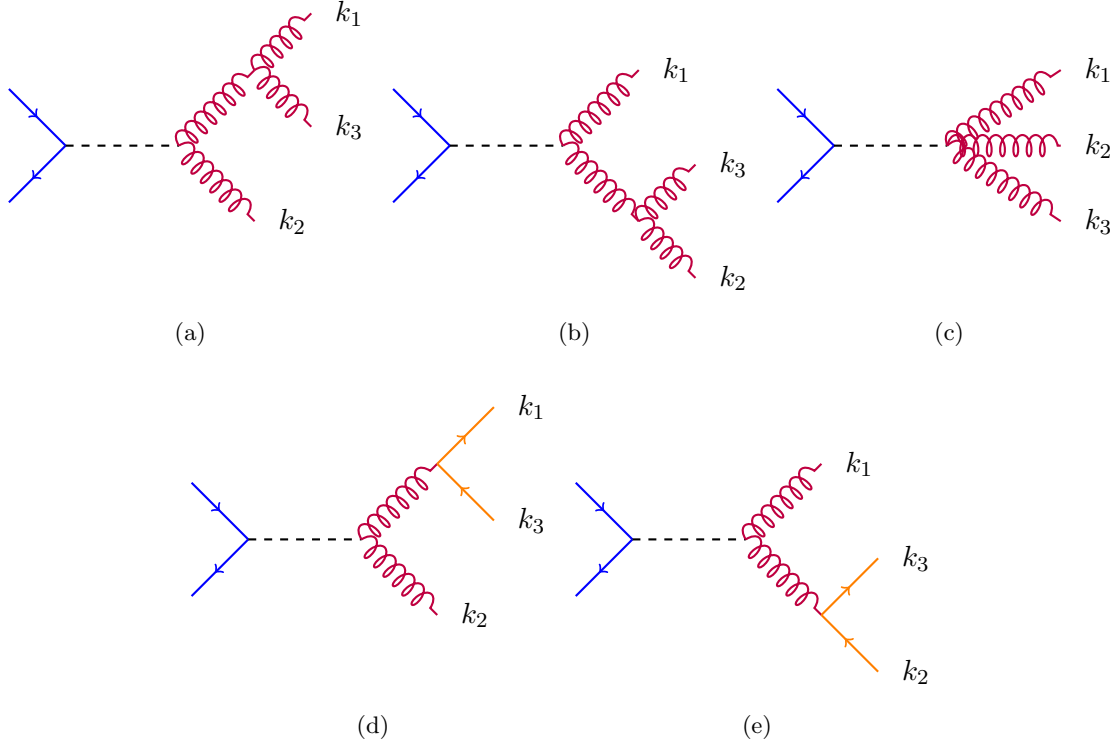


Figure 18: Feynman diagrams for (a,b,c) $e^+e^- \rightarrow H \rightarrow ggg$ and (d,e) $e^+e^- \rightarrow H \rightarrow gq\bar{q}$ processes.

Then the result for the $e^+e^- \rightarrow H \rightarrow ggg$ cross section is

$$\begin{aligned}
\sum |\mathcal{M}_1|^2 &= \sigma_0 \alpha_s C_A \left(\frac{1-y_1}{y_1^2(1-y_2)(2-y_1-y_2)^2} \right) f(y_1, y_2), \\
\sum |\mathcal{M}_3|^2 &= \sigma_0 \alpha_s C_A \left(\frac{4(1-y_1)(1-y_2)}{y_1^2 y_2^2 (2-y_1-y_2)^2} \right) f(y_1, y_2), \\
\mathcal{M}_1 \mathcal{M}_2^* &= \sigma_0 \alpha_s C_A \left(\frac{1}{y_1 y_2 (2-y_1-y_2)^2} \right) f(y_1, y_2), \\
\mathcal{M}_1 \mathcal{M}_3^* &= -\sigma_0 \alpha_s C_A \left(\frac{2(1-y_1)}{y_1^2 y_2 (2-y_1-y_2)^2} \right) f(y_1, y_2),
\end{aligned} \tag{C.9}$$

and for the $e^+e^- \rightarrow H \rightarrow gq\bar{q}$ cross section,

$$\sum |\mathcal{M}_4|^2 = 32\pi^2 \sigma_0 \left(\frac{(y_1 + y_2 - 1)^2 + (1 - y_1)^2}{1 - y_2} \right). \tag{C.10}$$

The remaining matrix elements can be obtained by exchanging $y_1 \leftrightarrow y_2$.

C.2 Comparison of Matching Schemes

There are multiple possible schemes that could be used to match resummed and fixed-order cross sections [74, 95–97]. In Sec. 3.4, we chose the log- R matching scheme defined by Eq. (3.21).

Another possible choice is a simple multiplicative matching scheme for the (normalized) differential distributions [79],

$$\frac{1}{\sigma} \frac{d\sigma_{\text{NLL+LO}}^{\text{mult}}}{d\rho} = \left(\frac{1}{\sigma} \frac{d\sigma_{\text{NLL}}}{d\rho} \right) \left(\frac{1}{\sigma_0} \frac{d\sigma_{\text{LO}}}{d\rho} \right) \left(\frac{1}{\sigma} \frac{d\sigma_{\text{NLL},\alpha}}{d\rho} \right)^{-1}. \quad (\text{C.11})$$

This scheme has the advantage that it automatically enforces that the ρ distribution vanish as $\rho \rightarrow 0$ and above the LO kinematic limit Eq. (3.25), $\rho_{\text{max,LO}} \approx 0.23$.

Another common matching scheme is the additive R matching scheme for the cumulative distributions [74],

$$\Sigma_{\text{NLL+LO}}^{\text{add}} = \Sigma_{\text{NLL}} + \Sigma_{\text{LO}} - \Sigma_{\text{NLL},\alpha}. \quad (\text{C.12})$$

In order to get the kinematic endpoints correct, we must use the modified R matching scheme. We first rewrite the resummed distribution in the form [74]

$$\Sigma(\rho) = C(\alpha_s) \exp(Lg_1(\alpha_s L) + g_2(\alpha_s L) + \alpha_s g_3(\alpha_s L) + \dots) + D(\rho, \alpha_s). \quad (\text{C.13})$$

Here $L = \log(1/\rho)$, $C(\alpha_s)$ is a perturbatively calculable ρ -independent coefficient, and the function $D(\rho, \alpha_s) \rightarrow 0$ as $\rho \rightarrow 0$. The function g_1 resums leading logarithms, g_2 resums next-to-leading logarithms, etc. These functions have the perturbative expansions

$$C(\alpha_s) = 1 + \sum_{n=1}^{\infty} C_n \left(\frac{\alpha_s}{2\pi} \right)^n, \quad (\text{C.14})$$

$$D(\rho, \alpha_s) = \sum_{n=1}^{\infty} \left(\frac{\alpha_s}{2\pi} \right)^n D_n(\rho), \quad (\text{C.15})$$

$$g_n(\alpha_s L) = \sum_{k=1}^{\infty} G_{k,k+2-n} \left(\frac{\alpha_s}{2\pi} \right)^k L^{k+2-n}. \quad (\text{C.16})$$

In order to enforce the constraint that the matched cross section vanish at the upper kinematic boundary, in the R scheme we must again make the change of variables

$$\frac{1}{\rho} \rightarrow \frac{1}{\rho} - \frac{1}{\rho_{\text{max,LO}}} + e^{-B_i}, \quad (\text{C.17})$$

in addition to the replacements [74]

$$G_{11} \rightarrow G_{11} \left(1 - \frac{\rho}{\rho_{\text{max,LO}}} \right), \quad (\text{C.18})$$

$$\exp(Lg_1 + g_2 + \dots) \rightarrow \exp(Lg_1 + g_2 + \dots) \times \exp \left(-\frac{\rho}{\rho_{\text{max,LO}}} G_{11} \alpha_s \log \left(\frac{1}{\rho} \right) \right), \quad (\text{C.19})$$

$$D(\rho, \alpha_s) \rightarrow D(\rho, \alpha_s) + \left(1 - \frac{\rho}{\rho_{\text{max,LO}}} G_{11} \alpha_s \log \left(\frac{1}{\rho} \right) \right). \quad (\text{C.20})$$

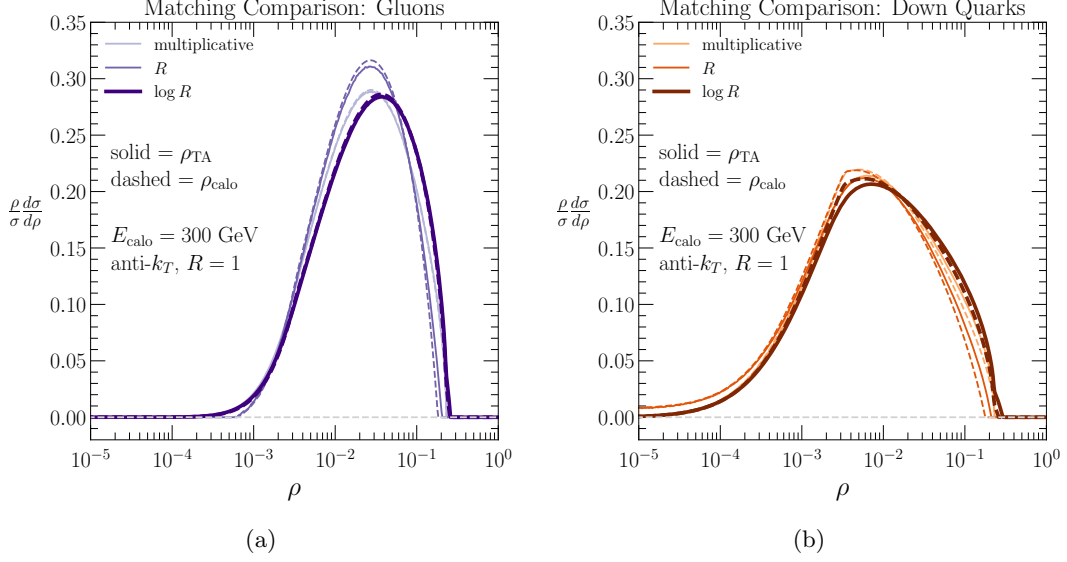


Figure 19: Comparison of fixed-order/resummed matching schemes for (a) gluon jets and (b) down-quark jets.

The term G_{11} can be read off from Eq. (3.16),

$$G_{11} = \frac{C_i}{\pi} \int_0^1 dx_j T_j(x_j) [f^{g,0}(x_j \rho, 1) (B_i - \log(x_j)) + f^{g,1}(x_j \rho, 1)] . \quad (\text{C.21})$$

Due to the ρ dependence in the lower endpoints of the track function logarithmic moments, this term technically includes power-suppressed terms beyond NLL order.

In Fig. 19, we show results for the calorimeter and track-assisted mass at NLL+LO order computed using three different matching schemes: the log- R scheme, the multiplicative scheme, and the additive R scheme. The log- R scheme produces distribution with a pronounced bulge on the high- ρ side as compared to the other two schemes. This feature is responsible for the corresponding high- ρ bulge in the NLL+LO+NP distributions, which were compared to results from VINCIA in Fig. 11.

D Alternative Soft-Drop Implementation

Since soft drop changes the jet mass spectrum by design, we argued in Sec. 4 that the appropriate distribution to compare with the soft-drop groomed GTAM distribution was the soft-drop groomed jet mass distribution. To get the closest match in these distributions, the factor of $p_{T,\text{calo}}$ in Eq. (2.3) should then be the total calorimeter p_T of the soft-drop groomed jet. This is the reason why we applied soft drop before computing the track mass in Sec. 4, such that the charged particles removed by grooming are the same in $p_{T,\text{calo}}$ and $p_{T,\text{track}}$.

On the other hand, applying soft-drop grooming to the calorimeter jet introduces angular resolution issues for neutral particles in the soft-drop procedure. Thus, an alternate way to calculate GTAM with soft-drop grooming is to first recluster just the charged particles into a jet and then groom this charged-only jet. The advantage of this approach is that M_{track} is calculated using only charged particles from beginning to end, including the soft-drop declustering step. In this appendix, we describe analytic calculations for this alternative possibility.

At parton level, the soft-drop condition becomes

$$\frac{\min(x_1 p_{T,1}, x_2 p_{T,2})}{x_1 p_{T,1} + x_2 p_{T,2}} > z_{\text{cut}} \left(\frac{\Delta R_{12}}{R_0} \right)^\beta, \quad (\text{D.1})$$

$$\xrightarrow{s.c.} \frac{x_k z}{x_j(1-z) + x_k z} \approx \frac{x_k z}{x_j} > z_{\text{cut}} \left(\frac{\theta}{R} \right)^\beta. \quad (\text{D.2})$$

Eq. (D.2) follows from Eq. (D.1) in the soft-collinear limit for a splitting $i \rightarrow jk$, where parton k carries a fraction $z \ll \frac{1}{2}$ of parton i 's original momentum. For a NLL calculation, only the leading order in an expansion in z is required. This changes the grooming Θ -function in the radiator, Eq. (4.2), to

$$\Theta \left(\frac{x_k z}{x_j} - z_{\text{cut}} \left(\frac{\theta}{R} \right)^\beta \right). \quad (\text{D.3})$$

Using this Θ -function in the radiator, we can derive the explicit form of the radiators for $\beta > 0$ and $\beta = 0$ in the fixed-coupling approximation. If $\rho > z_{\text{cut}}$, soft-drop grooming is not active, and the result is the same as the ungroomed case. For $\rho < z_{\text{cut}}$:

$$(\beta > 0) : \quad (\text{D.4})$$

$$R_{\text{TA}}(\rho, x_j) = \frac{\alpha_s C_i}{\pi} \left\{ \frac{1}{2} f^{g,0}(x^*, 1) \frac{\beta}{2+\beta} \ln^2 \left(\frac{1}{\rho} \right) + \ln \left(\frac{1}{\rho} \right) f^{g,0}(x^*, 1) [B_i - \ln(x_j) - \frac{2}{2+\beta} \ln(z_{\text{cut}})] + \ln \left(\frac{1}{\rho} \right) f^{g,1}(x^*, 1) \right\},$$

$$(\beta = 0) : \quad (\text{D.5})$$

$$R_{\text{TA}}(\rho, x_j) = \frac{\alpha_s C_i}{\pi} \ln \left(\frac{1}{\rho} \right) \left\{ f^{g,0}(x_j z_{\text{cut}}, 1) [B_i - \ln(x_j) - \ln(z_{\text{cut}})] + f^{g,1}(x_j z_{\text{cut}}, 1) + G_i(x_j z_{\text{cut}}) \right\} \quad (\text{D.6})$$

where we define,

$$x^* = x_j \rho^{\frac{\beta}{2+\beta}} z_{\text{cut}}^{\frac{2}{2+\beta}} \quad (\text{D.7})$$

$$G_q(a) = -\frac{1}{4} \tilde{g}(a, 2) + \tilde{g}(a, 1), \quad (\text{D.8})$$

$$G_g(a) = -\frac{3}{4} \tilde{g}(a, 3) + \frac{9}{8} \tilde{g}(a, 2) - \frac{3}{8} \tilde{g}(a, 1) - B_g [\tilde{g}(a, 3) - \frac{3}{2} \tilde{g}(a, 2) + \frac{3}{2} \tilde{g}(a, 1)], \quad (\text{D.9})$$

$$\tilde{g}(a, n) = a^n \int_a^1 dx x^{-n} T_g(x), \quad \lim_{a \rightarrow 0} \tilde{g}(a, n) = 0. \quad (\text{D.10})$$

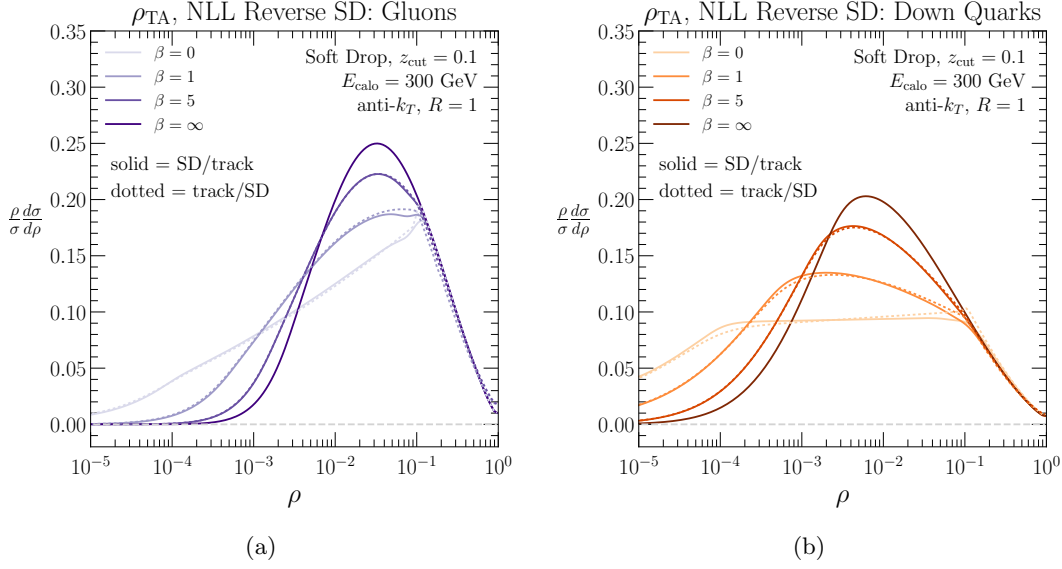


Figure 20: Comparison between track-assisted mass with soft-drop grooming for (a) gluon jets and (b) down-quark jets. The solid curves were computed by first grooming the jet and then restricting to charged particles. The dotted lines were computed by reclustering only the charged particles and then grooming.

Note that the quantity $\tilde{g}(a, n)$ is well defined as $a \rightarrow 0$, so there is no divergence as $x_j \rho \rightarrow 0$. The radiator derivatives appearing in the multiple-emissions prefactor are

$$(\beta > 0) : R'_{\text{TA}}(\rho, x_j) = \frac{\alpha_s C_i}{\pi} f^{g,0}(x^*, 1) \frac{\beta}{2+\beta} \left[\ln\left(\frac{1}{\rho}\right) - \frac{2}{\beta} \ln(z_{\text{cut}}) \right], \quad (\text{D.11})$$

$$(\beta = 0) : R'_{\text{TA}}(\rho, x_j) = \frac{\alpha_s C_i}{\pi} \left[-f^{g,0}(x_j z_{\text{cut}}, 1) \ln(z_{\text{cut}}) \right]. \quad (\text{D.12})$$

As in Sec. 4, the terms proportional to $\ln z_{\text{cut}}$ are formally beyond NLL order, but they make an important numerical contribution in the region $\rho \approx z_{\text{cut}}$.

NLL resummed distributions for this alternate soft drop implementation are plotted in Fig. 20 for ρ_{TA} of groomed jets with $z_{\text{cut}} = 0.1$ and $\beta = 0, 1, 5$, and ∞ . It is clear that changing the order of grooming and restricting to charged particles has very little quantitative impact.

References

- [1] L. Asquith et al., *Jet Substructure at the Large Hadron Collider : Experimental Review*, [1803.06991](#).
- [2] A. J. Larkoski, I. Moult and B. Nachman, *Jet Substructure at the Large Hadron Collider: A Review of Recent Advances in Theory and Machine Learning*, [1709.04464](#).
- [3] A. Katz, M. Son and B. Tweedie, *Jet Substructure and the Search for Neutral Spin-One Resonances in Electroweak Boson Channels*, *JHEP* **03** (2011) 011, [[1010.5253](#)].

- [4] M. Son, C. Spethmann and B. Tweedie, *Diboson-Jets and the Search for Resonant Zh Production*, *JHEP* **08** (2012) 160, [[1204.0525](#)].
- [5] R. Calkins, S. Chekanov, J. Conway, J. Dolen, R. Erbacher, J. Pilot et al., *Reconstructing top quarks at the upgraded LHC and at future accelerators*, in *Proceedings, 2013 Community Summer Study on the Future of U.S. Particle Physics: Snowmass on the Mississippi (CSS2013): Minneapolis, MN, USA, July 29-August 6, 2013*, 2013. [1307.6908](#).
- [6] S. Schaetzel and M. Spannowsky, *Tagging highly boosted top quarks*, *Phys. Rev.* **D89** (2014) 014007, [[1308.0540](#)].
- [7] A. J. Larkoski, F. Maltoni and M. Selvaggi, *Tracking down hyper-boosted top quarks*, *JHEP* **06** (2015) 032, [[1503.03347](#)].
- [8] M. Spannowsky and M. Stoll, *Tracking New Physics at the LHC and beyond*, *Phys. Rev.* **D92** (2015) 054033, [[1505.01921](#)].
- [9] S. Bressler, T. Flacke, Y. Kats, S. J. Lee and G. Perez, *Hadronic Calorimeter Shower Size: Challenges and Opportunities for Jet Substructure in the Superboosted Regime*, *Phys. Lett.* **B756** (2016) 137–141, [[1506.02656](#)].
- [10] CMS COLLABORATION collaboration, *V Tagging Observables and Correlations*, Tech. Rep. CMS-PAS-JME-14-002, CERN, Geneva, 2014.
- [11] ATLAS collaboration, T. A. collaboration, *Jet mass reconstruction with the ATLAS Detector in early Run 2 data*, Tech. Rep. ATLAS-CONF-2016-035, 2016.
- [12] ATLAS collaboration, M. Aaboud et al., *Jet reconstruction and performance using particle flow with the ATLAS Detector*, *Eur. Phys. J.* **C77** (2017) 466, [[1703.10485](#)].
- [13] CMS collaboration, A. M. Sirunyan et al., *Particle-flow reconstruction and global event description with the CMS detector*, *JINST* **12** (2017) P10003, [[1706.04965](#)].
- [14] M. Cacciari, G. P. Salam and G. Soyez, *The Anti- $k(t)$ jet clustering algorithm*, *JHEP* **04** (2008) 063, [[0802.1189](#)].
- [15] W. T. Giele, D. A. Kosower and P. Z. Skands, *A simple shower and matching algorithm*, *Phys. Rev.* **D78** (2008) 014026, [[0707.3652](#)].
- [16] N. Fischer, S. Prestel, M. Ritzmann and P. Skands, *Vincia for Hadron Colliders*, *Eur. Phys. J.* **C76** (2016) 589, [[1605.06142](#)].
- [17] T. Sjöstrand, S. Mrenna and P. Z. Skands, *PYTHIA 6.4 Physics and Manual*, *JHEP* **05** (2006) 026, [[hep-ph/0603175](#)].
- [18] T. Sjöstrand, S. Ask, J. R. Christiansen, R. Corke, N. Desai, P. Ilten et al., *An Introduction to PYTHIA 8.2*, *Comput. Phys. Commun.* **191** (2015) 159–177, [[1410.3012](#)].
- [19] D. E. Kaplan, K. Rehermann, M. D. Schwartz and B. Tweedie, *Top Tagging: A Method for Identifying Boosted Hadronically Decaying Top Quarks*, *Phys. Rev. Lett.* **101** (2008) 142001, [[0806.0848](#)].
- [20] L. G. Almeida, S. J. Lee, G. Perez, G. F. Sterman, I. Sung and J. Virzi, *Substructure of high- p_T Jets at the LHC*, *Phys. Rev.* **D79** (2009) 074017, [[0807.0234](#)].
- [21] S. D. Ellis, C. K. Vermilion and J. R. Walsh, *Techniques for improved heavy particle searches with jet substructure*, *Phys. Rev.* **D80** (2009) 051501, [[0903.5081](#)].

- [22] S. Chekanov and J. Proudfoot, *Searches for TeV-scale particles at the LHC using jet shapes*, *Phys. Rev.* **D81** (2010) 114038, [[1002.3982](#)].
- [23] D. E. Soper and M. Spannowsky, *Combining subjet algorithms to enhance ZH detection at the LHC*, *JHEP* **08** (2010) 029, [[1005.0417](#)].
- [24] T. Plehn, M. Spannowsky, M. Takeuchi and D. Zerwas, *Stop Reconstruction with Tagged Tops*, *JHEP* **10** (2010) 078, [[1006.2833](#)].
- [25] J. Thaler and K. Van Tilburg, *Identifying Boosted Objects with N-subjettiness*, *JHEP* **03** (2011) 015, [[1011.2268](#)].
- [26] Y. Cui, Z. Han and M. D. Schwartz, *W-jet Tagging: Optimizing the Identification of Boosted Hadronically-Decaying W Bosons*, *Phys. Rev.* **D83** (2011) 074023, [[1012.2077](#)].
- [27] A. Hook, M. Jankowiak and J. G. Wacker, *Jet Dipolarity: Top Tagging with Color Flow*, *JHEP* **04** (2012) 007, [[1102.1012](#)].
- [28] M. Jankowiak and A. J. Larkoski, *Jet Substructure Without Trees*, *JHEP* **06** (2011) 057, [[1104.1646](#)].
- [29] J. Thaler and K. Van Tilburg, *Maximizing Boosted Top Identification by Minimizing N-subjettiness*, *JHEP* **02** (2012) 093, [[1108.2701](#)].
- [30] T. T. Jouttenus, I. W. Stewart, F. J. Tackmann and W. J. Waalewijn, *Jet mass spectra in Higgs boson plus one jet at next-to-next-to-leading logarithmic order*, *Phys. Rev.* **D88** (2013) 054031, [[1302.0846](#)].
- [31] A. J. Larkoski, G. P. Salam and J. Thaler, *Energy Correlation Functions for Jet Substructure*, *JHEP* **06** (2013) 108, [[1305.0007](#)].
- [32] C. Anders, C. Bernaciak, G. Kasieczka, T. Plehn and T. Schell, *Benchmarking an even better top tagger algorithm*, *Phys. Rev.* **D89** (2014) 074047, [[1312.1504](#)].
- [33] A. J. Larkoski, S. Marzani, G. Soyez and J. Thaler, *Soft Drop*, *JHEP* **05** (2014) 146, [[1402.2657](#)].
- [34] G. Kasieczka, T. Plehn, T. Schell, T. Streblner and G. P. Salam, *Resonance Searches with an Updated Top Tagger*, *JHEP* **06** (2015) 203, [[1503.05921](#)].
- [35] J. Thaler and T. F. Wilkason, *Resolving Boosted Jets with XCone*, *JHEP* **12** (2015) 051, [[1508.01518](#)].
- [36] I. Moutl, L. Necib and J. Thaler, *New Angles on Energy Correlation Functions*, *JHEP* **12** (2016) 153, [[1609.07483](#)].
- [37] P. T. Komiske, E. M. Metodiev and J. Thaler, *Energy flow polynomials: A complete linear basis for jet substructure*, [[1712.07124](#)].
- [38] S. Catani, G. Turnock and B. R. Webber, *Heavy jet mass distribution in e^+e^- annihilation*, *Phys. Lett.* **B272** (1991) 368–372.
- [39] H.-n. Li, Z. Li and C. P. Yuan, *QCD resummation for jet substructures*, *Phys. Rev. Lett.* **107** (2011) 152001, [[1107.4535](#)].
- [40] M. Dasgupta, K. Khelifa-Kerfa, S. Marzani and M. Spannowsky, *On jet mass distributions in Z+jet and dijet processes at the LHC*, *JHEP* **10** (2012) 126, [[1207.1640](#)].

- [41] Y.-T. Chien, R. Kelley, M. D. Schwartz and H. X. Zhu, *Resummation of Jet Mass at Hadron Colliders*, *Phys. Rev.* **D87** (2013) 014010, [[1208.0010](#)].
- [42] Z. L. Liu, C. S. Li, J. Wang and Y. Wang, *Resummation prediction on the jet mass spectrum in one-jet inclusive production at the LHC*, *JHEP* **04** (2015) 005, [[1412.1337](#)].
- [43] V. N. Gribov and L. N. Lipatov, *Deep inelastic $e p$ scattering in perturbation theory*, *Sov. J. Nucl. Phys.* **15** (1972) 438–450.
- [44] L. N. Lipatov, *The parton model and perturbation theory*, *Sov. J. Nucl. Phys.* **20** (1975) 94–102.
- [45] Y. L. Dokshitzer, *Calculation of the Structure Functions for Deep Inelastic Scattering and e^+e^- Annihilation by Perturbation Theory in Quantum Chromodynamics.*, *Sov. Phys. JETP* **46** (1977) 641–653.
- [46] G. Altarelli and G. Parisi, *Asymptotic Freedom in Parton Language*, *Nucl. Phys.* **B126** (1977) 298–318.
- [47] CMS collaboration, V. Khachatryan et al., *Identification techniques for highly boosted W bosons that decay into hadrons*, *JHEP* **12** (2014) 017, [[1410.4227](#)].
- [48] ATLAS collaboration, G. Aad et al., *Identification of boosted, hadronically decaying W bosons and comparisons with ATLAS data taken at $\sqrt{s} = 8$ TeV*, *Eur. Phys. J.* **C76** (2016) 154, [[1510.05821](#)].
- [49] G. F. Sterman and S. Weinberg, *Jets from Quantum Chromodynamics*, *Phys. Rev. Lett.* **39** (1977) 1436.
- [50] W. J. Waalewijn, *Calculating the Charge of a Jet*, *Phys. Rev.* **D86** (2012) 094030, [[1209.3019](#)].
- [51] D. Krohn, M. D. Schwartz, T. Lin and W. J. Waalewijn, *Jet Charge at the LHC*, *Phys. Rev. Lett.* **110** (2013) 212001, [[1209.2421](#)].
- [52] H.-M. Chang, M. Procura, J. Thaler and W. J. Waalewijn, *Calculating Track-Based Observables for the LHC*, *Phys. Rev. Lett.* **111** (2013) 102002, [[1303.6637](#)].
- [53] H.-M. Chang, M. Procura, J. Thaler and W. J. Waalewijn, *Calculating Track Thrust with Track Functions*, *Phys. Rev.* **D88** (2013) 034030, [[1306.6630](#)].
- [54] A. J. Larkoski, J. Thaler and W. J. Waalewijn, *Gaining (Mutual) Information about Quark/Gluon Discrimination*, *JHEP* **11** (2014) 129, [[1408.3122](#)].
- [55] B. T. Elder, M. Procura, J. Thaler, W. J. Waalewijn and K. Zhou, *Generalized Fragmentation Functions for Fractal Jet Observables*, *JHEP* **06** (2017) 085, [[1704.05456](#)].
- [56] S. M. Berman, J. D. Bjorken and J. B. Kogut, *Inclusive Processes at High Transverse Momentum*, *Phys. Rev.* **D4** (1971) 3388.
- [57] A. H. Mueller, *Cut Vertices and their Renormalization: A Generalization of the Wilson Expansion*, *Phys. Rev.* **D18** (1978) 3705.
- [58] A. H. Mueller, *Perturbative QCD at High-Energies*, *Phys. Rept.* **73** (1981) 237.
- [59] J. C. Collins and D. E. Soper, *Back-To-Back Jets in QCD*, *Nucl. Phys.* **B193** (1981) 381.
- [60] J. C. Collins and D. E. Soper, *Parton Distribution and Decay Functions*, *Nucl. Phys.* **B194** (1982) 445–492.

- [61] CTEQ collaboration, R. Brock et al., *Handbook of perturbative QCD: Version 1.0*, *Rev. Mod. Phys.* **67** (1995) 157–248.
- [62] J. Collins, *Foundations of perturbative QCD*. Cambridge University Press, 2013.
- [63] A. Metz and A. Vossen, *Parton Fragmentation Functions*, *Prog. Part. Nucl. Phys.* **91** (2016) 136–202, [[1607.02521](#)].
- [64] M. Dasgupta and G. P. Salam, *Resummation of nonglobal QCD observables*, *Phys. Lett.* **B512** (2001) 323–330, [[hep-ph/0104277](#)].
- [65] G. P. Korchemsky and G. F. Sterman, *Power corrections to event shapes and factorization*, *Nucl. Phys.* **B555** (1999) 335–351, [[hep-ph/9902341](#)].
- [66] G. P. Korchemsky and S. Tafat, *On power corrections to the event shape distributions in QCD*, *JHEP* **10** (2000) 010, [[hep-ph/0007005](#)].
- [67] D. Contardo, M. Klute, J. Mans, L. Silvestris and J. Butler, *Technical Proposal for the Phase-II Upgrade of the CMS Detector*, Tech. Rep. CERN-LHCC-2015-010. LHCC-P-008. CMS-TDR-15-02, Geneva, Jun, 2015.
- [68] ATLAS COLLABORATION collaboration, *Constituent-level pile-up mitigation techniques in ATLAS*, Tech. Rep. ATLAS-CONF-2017-065, CERN, Geneva, Aug, 2017.
- [69] C. Frye, A. J. Larkoski, M. D. Schwartz and K. Yan, *Factorization for groomed jet substructure beyond the next-to-leading logarithm*, *JHEP* **07** (2016) 064, [[1603.09338](#)].
- [70] *Some inequalities for information divergence and related measures of discrimination.*, *IEEE Transactions on Information Theory*, Information Theory, *IEEE Transactions on*, *IEEE Trans. Inform. Theory* (2000) 1602.
- [71] M. Cacciari and G. P. Salam, *Dispelling the N^3 myth for the k_t jet-finder*, *Phys. Lett.* **B641** (2006) 57–61, [[hep-ph/0512210](#)].
- [72] M. Cacciari, G. P. Salam and G. Soyez, *FastJet User Manual*, *Eur. Phys. J.* **C72** (2012) 1896, [[1111.6097](#)].
- [73] L. G. Almeida, S. D. Ellis, C. Lee, G. Sterman, I. Sung and J. R. Walsh, *Comparing and counting logs in direct and effective methods of QCD resummation*, *JHEP* **04** (2014) 174, [[1401.4460](#)].
- [74] S. Catani, L. Trentadue, G. Turnock and B. R. Webber, *Resummation of large logarithms in $e+e-$ event shape distributions*, *Nucl. Phys.* **B407** (1993) 3–42.
- [75] A. Banfi, G. P. Salam and G. Zanderighi, *Principles of general final-state resummation and automated implementation*, *JHEP* **03** (2005) 073, [[hep-ph/0407286](#)].
- [76] T. Inami, T. Kubota and Y. Okada, *Effective Gauge Theory and the Effect of Heavy Quarks in Higgs Boson Decays*, *Z. Phys.* **C18** (1983) 69–80.
- [77] S. Dawson, *Radiative corrections to Higgs boson production*, *Nucl. Phys.* **B359** (1991) 283–300.
- [78] M. Spira, A. Djouadi, D. Graudenz and P. M. Zerwas, *Higgs boson production at the LHC*, *Nucl. Phys.* **B453** (1995) 17–82, [[hep-ph/9504378](#)].
- [79] S. Marzani, L. Schunk and G. Soyez, *A study of jet mass distributions with grooming*, *JHEP* **07** (2017) 132, [[1704.02210](#)].

- [80] A. V. Manohar and M. B. Wise, *Power suppressed corrections to hadronic event shapes*, *Phys. Lett.* **B344** (1995) 407–412, [[hep-ph/9406392](#)].
- [81] Y. L. Dokshitzer and B. R. Webber, *Calculation of power corrections to hadronic event shapes*, *Phys. Lett.* **B352** (1995) 451–455, [[hep-ph/9504219](#)].
- [82] G. P. Salam and D. Wicke, *Hadron masses and power corrections to event shapes*, *JHEP* **05** (2001) 061, [[hep-ph/0102343](#)].
- [83] C. Lee and G. F. Sterman, *Momentum Flow Correlations from Event Shapes: Factorized Soft Gluons and Soft-Collinear Effective Theory*, *Phys. Rev.* **D75** (2007) 014022, [[hep-ph/0611061](#)].
- [84] A. H. Hoang and I. W. Stewart, *Designing gapped soft functions for jet production*, *Phys. Lett.* **B660** (2008) 483–493, [[0709.3519](#)].
- [85] V. Mateu, I. W. Stewart and J. Thaler, *Power Corrections to Event Shapes with Mass-Dependent Operators*, *Phys. Rev.* **D87** (2013) 014025, [[1209.3781](#)].
- [86] I. W. Stewart, F. J. Tackmann and W. J. Waalewijn, *Dissecting Soft Radiation with Factorization*, *Phys. Rev. Lett.* **114** (2015) 092001, [[1405.6722](#)].
- [87] P. Gras, S. Hoche, D. Kar, A. Larkoski, L. Lonnblad, S. Platzer et al., *Systematics of quark/gluon tagging*, *JHEP* **07** (2017) 091, [[1704.03878](#)].
- [88] Y. L. Dokshitzer, G. D. Leder, S. Moretti and B. R. Webber, *Better jet clustering algorithms*, *JHEP* **08** (1997) 001, [[hep-ph/9707323](#)].
- [89] M. Wobisch and T. Wengler, *Hadronization corrections to jet cross-sections in deep inelastic scattering*, in *Monte Carlo generators for HERA physics. Proceedings, Workshop, Hamburg, Germany, 1998-1999*, pp. 270–279, 1998. [[hep-ph/9907280](#)].
- [90] M. Dasgupta, A. Fregoso, S. Marzani and G. P. Salam, *Towards an understanding of jet substructure*, *JHEP* **09** (2013) 029, [[1307.0007](#)].
- [91] A. J. Larkoski and J. Thaler, *Unsafe but Calculable: Ratios of Angularities in Perturbative QCD*, *JHEP* **09** (2013) 137, [[1307.1699](#)].
- [92] E. Coleman, M. Freytsis, A. Hinzmann, M. Narain, J. Thaler, N. Tran et al., *The importance of calorimetry for highly-boosted jet substructure*, *JINST* **13** (2018) T01003, [[1709.08705](#)].
- [93] F. A. Dreyer, L. Necib, G. Soyez and J. Thaler, *Recursive Soft Drop*, [[1804.03657](#)].
- [94] S. Catani, B. R. Webber and G. Marchesini, *QCD coherent branching and semiinclusive processes at large x* , *Nucl. Phys.* **B349** (1991) 635–654.
- [95] S. Catani and B. R. Webber, *Resummed C parameter distribution in e^+e^- annihilation*, *Phys. Lett.* **B427** (1998) 377–384, [[hep-ph/9801350](#)].
- [96] R. W. L. Jones, M. Ford, G. P. Salam, H. Stenzel and D. Wicke, *Theoretical uncertainties on $\alpha(s)$ from event shape variables in e^+e^- annihilations*, *JHEP* **12** (2003) 007, [[hep-ph/0312016](#)].
- [97] T. Gehrmann, G. Luisoni and H. Stenzel, *Matching NLLA + NNLO for event shape distributions*, *Phys. Lett.* **B664** (2008) 265–273, [[0803.0695](#)].