

Formation of topological vortices during superfluid transition in a rotating vessel

Shreyansh S. Dave^{1,2,*} and Ajit M. Srivastava^{1,2,†}

¹*Institute of Physics, Bhubaneswar 751005, India*

²*Homi Bhabha National Institute, Training School Complex, Anushakti Nagar, Mumbai 400085, India*

Formation of topological defects during symmetry breaking phase transitions via the *Kibble mechanism* is extensively used in systems ranging from condensed matter physics to the early stages of the universe. Kibble mechanism uses topological arguments and predicts equal probabilities for the formation of defects and anti-defects. Certain situations, however, require a net bias in the production of defects (or antidefects) during the transition, for example, superfluid transition in a rotating vessel, or flux tubes formation in a superconducting transition in the presence of external magnetic field. In this paper we present a modified Kibble mechanism for a specific system, ^4He superfluid transition in a rotating vessel, which can produce the required bias of vortices over antivortices. Our results make distinctive predictions which can be tested in superfluid ^4He experiments. These results also have important implications for superfluid phase transitions in rotating neutron stars and also for any superfluid phases of QCD arising in the non-central low energy heavy-ion collision experiment due to an overall rotation.

Topological defects arise in a wide range of systems ranging from condensed matter physics to the early stages of the universe. Formation of these defects during symmetry breaking transitions has been a very active area of research, especially in last few decades, bringing out important interconnections between condensed matter physics and particle physics. Indeed, the first detailed theory of formation of topological defects via a domain structure arising during a phase transition was proposed by Kibble [1] in the context of early universe. It was proposed by Zurek that certain aspects of Kibble mechanism can be tested in superfluid helium systems [2]. It is now well recognized that the basic physical picture of the Kibble mechanism applies equally well to any symmetry breaking transition [3, 4] thereby providing the possibility of testing the predictions of Kibble mechanism in various condensed matter systems, see refs. [5–9]. It is particularly important to note that the basic mechanism has many universal predictions making it possible to use condensed matter experiments to carry out rigorous experimental tests of these predictions made for cosmic defects [8, 9]. Defect formation in continuous transitions raises important issues due to critical slowing down. The Kibble-Zurek mechanism incorporates these aspects and leads to specific predictions of the dependence of defect densities on the rate of transition etc. [2, 3].

Basic physics of Kibble mechanism lies in the formation of a domain structure during a phase transition where order parameter field varies randomly from one domain to another. Individual domains represent correlation regions where order parameter field is taken to be uniform. Another important physical input in the Kibble mechanism is the assumption of smallest variation of the order parameter field in between the two adjacent domains (the so called geodesic rule). With these two physical inputs, a geometrical picture emerges for the physical region undergoing phase transition, and straightforward topological arguments can be used to calculate the prob-

ability of formation of defects and anti-defects. It is important to note that the probability of defect formation in the Kibble mechanism is calculated *per correlation domain* and it is a universal prediction. Indeed, utilizing this universality, defect formation probability for Kibble mechanism was experimentally tested in liquid crystal experiments [7] for a first order transition case where correlation domains could be directly identified as bubbles of the nematic phase nucleating in the background of isotropic phase. However, for a continuous transition, direct identification of correlation domains is not possible. Further, here effects of critical slowing down introduce dependence of relevant correlation length on the rate of transition [3]. The Kibble-Zurek mechanism incorporates these non-trivial aspects of phase transition dynamics for the case of continuous phase transitions in prediction of defect density [2, 3]. We now note that for the cases under consideration, these topological calculations give equal probability for the formation of defects and anti-defects. Of course this is on the average, and there can be excess of defects or antidefects in a given event of phase transition. Kibble mechanism leads to important predictions about the typical value of this excess which, for the case of U(1) vortices in 2 space dimensions is found to be proportional to $N^{1/4}$ where N is the total number of defects plus antidefects [9].

There are many physical situations which require a net excess of defects or anti-defects (i.e. a non-zero value of the average net defect number) in a phase transition due to external conditions. For example, formation of flux tubes in type II superconductors in the presence of external magnetic field will lead to a net excess of flux tubes oriented along the direction of external field. Similarly, a ^4He system undergoing a superfluid transition in a rotating vessel will lead to a net excess of vortices. Along with these excess defects (or anti-defects), there will also be a random network of defects/antidefects resulting from domain structure via the conventional Kibble mechanism.

Normally, the net defect formation (e.g. superfluid vortex formation in a rotating vessel) is studied using arguments of energetics [10, 11]. But the formation of superfluid vortices in a rotating vessel during the superfluid transition also includes contribution from a non-equilibrium defect production process (via the Kibble mechanism) due to which number of formed vortices during the transition can deviate from the vortex model prediction. (A deviation from the vortex model prediction was indeed observed by Hess and Fairbank in their experiment [13], and in view of the above discussion, Kibble vortices may be able to account for this). As we elaborate below, in the presence of external influence (rotation of initial fluid here, or external field for superconductor) the basic physics of Kibble mechanism needs to be modified.

Two most important ingredients of Kibble mechanism are, existence of correlation domains inside which the order parameter is taken to be uniform, while the order parameter varies randomly from one domain to another, and the geodesic rule which says that the order parameter variation in between two domains is along the shortest path in the order parameter space. (We mention that the geodesic rule becomes ambiguous for the case of superconductors as discussed in [12]. This makes our considerations of the present paper non-trivial for superconductors, we will present it in a follow up work.) We will show below that to get a net excess of defects or antidefects in the presence of external influence (e.g. rotating vessel) both of these aspects of Kibble mechanism need to be modified; a given domain can no longer represent uniform value of the order parameter, rather each domain will have certain systematic variation of the order parameter field originating from the external influence. Further, the same external influence also affects the geodesic rule. In certain situations, the variation of order parameter in between two adjacent domains may trace a longer path on the vacuum manifold in apparent violation of the geodesic rule. We will show that this modified Kibble mechanism leads to reasonable predictions of a net excess of defects, along with a random network of defects/antidefects. Interestingly, it shows very systematic deviations for the random component of the excess of defects or antidefects from the Kibble prediction of $N^{1/4}$. We find that this excess becomes larger with larger external bias. This is an important prediction of the *biased Kibble mechanism* proposed here, and can be tested in experiments. This fluctuation in the net excess of defects resulting from the phase transition, on top of the average net defect number arising from the rotation may account for the experimental results of Hess and Fairbank [13] for superfluid transition in a rotating vessel where deviations from the energetics based net vortex number (at times even negative vortex number) were found.

Superfluid component is characterized by a multi-particle condensate wave function, $\Psi = \Psi_0 e^{i\theta}$, where Ψ_0^2

gives number density of superfluid component. The superfluid velocity is given by $\vec{v}_s = \frac{\hbar}{m} \vec{\nabla}\theta$, where m is the mass of ^4He atom. We use the expression for the free energy of the superfluid system in the presence of rotation [10, 14] as $F' = F - \vec{L} \cdot \vec{\Omega}$, where F is the free energy for superfluid without rotation and $\vec{L} = \rho_s \int (\vec{r} \times \vec{v}_s) d^2x$ is the angular momentum of the superfluid just after the phase transition generated due to external rotation ($\rho_s = m\Psi_0^2$ is the mass density), $\vec{\Omega}$ being the angular velocity of the vessel containing superfluid. Here we are assuming that part of normal component which undergoes superfluid condensation carries same angular momentum as before the transition. (Though, it may be possible that only a fraction of the momentum of the normal fluid part which is condensing is carried over to the superfluid momentum. Effects of this possibility on our analysis requires a further study. One can determine the value of this fraction experimentally using a rotating annulus of the kind suggested in ref.[2].) In two spatial dimensions, free energy density is given by,

$$f' = f - \rho_s (\vec{r} \times \vec{v}_s) \cdot \vec{\Omega}, \quad (1)$$

where f is the free energy density of superfluid without any rotation. We thus get [3],

$$f' = \alpha |\Psi|^2 + \frac{\beta}{2} |\Psi|^4 + \frac{\hbar^2}{2m} \Psi_0^2 |\vec{\nabla}\theta|^2 - \Omega \rho_s r \frac{\hbar}{m} |\vec{\nabla}\theta|, \quad (2)$$

where α and β are phenomenological coefficients. For temperatures less than the superfluid transition temperature, $\alpha < 0$ and we determine the local value of condensate density Ψ_0 by minimizing the free energy neglecting the rotation. (One can discuss the effect of rotation on Ψ_0 , even far away from vortices, especially in presence of boundaries. We keep analysis of this issue for future discussions.) With constant superfluid density Ψ_0 , we minimize this free energy density with respect to $|\vec{\nabla}\theta|$ and get,

$$|\vec{\nabla}\theta|_{bias} = \frac{m\Omega r}{\hbar}. \quad (3)$$

This shows that the equilibrium configuration of Ψ requires a non-zero value of $|\vec{\nabla}\theta|$ in the presence of rotation. (Note, for the non-rotating case, we get $\theta = \text{constant}$, as is assumed inside a domain in the conventional Kibble mechanism.) Note that $|\vec{\nabla}\theta|_{bias}$ is proportional to the distance from the origin, this will play an important role for the biasing in the production of vortices over antivortices as we will see below.

One of the main ingredients of Kibble mechanism is the randomness of the condensate phase θ from one correlated domain to other. As we have discussed, for superfluid phase transition in the presence of rotation, order parameter θ cannot be uniform inside any domain, it must vary systematically inside each domain. In this

modified domain picture we still use the fact that all domains are independent from each other and have completely random θ value at the center of domain. (This type of picture was invoked in an earlier work by some of us where biased Skyrmion production due to non-zero baryon chemical potential was studied via a modified Kibble mechanism for a toy model in 1+1 dimensions [15].) Further, the order parameter variation inside domain has to be such that it preserve the curl free motion of superfluid. As we have mentioned, here we are assuming that part of normal components which undergoes superfluid condensation carries the same angular momentum as before the transition, and we know that normal components follow rigid-body rotation with velocity given by $\vec{v}_n = \Omega r \hat{\theta}$ which has non-zero curl. With transition to the superfluid phase, we model the domain structure in the presence of initial rotation such that curl free property of superfluid does not get violated inside a domain. We assume that only on the circular arc within a given domain, drawn using the center of the vessel and passing through the center of that domain has superfluid velocity as that was of normal component before the transition. This will give the gradient of θ on that arc to be the same as given by Eq.(3). We can see this by relating velocity of superfluid components with normal components on the circular arc, i.e., $v_s = v_n$, which gives $|\vec{\nabla}\theta|_{bias} = \frac{m\Omega r}{\hbar}$, which is the same as earlier obtained by minimizing the free energy density. It means that larger r domain will have more variation in θ than the domains with smaller r . As we will see, this is precisely the feature that will cause the biasing in the formation of vortices over antivortices.

Now as there is no initial radial flow, we don't expect any radial superflow inside a domain also. This means that θ will be uniform in the radial direction inside each domain. With these considerations, we obtain well defined values of θ at every point of a domain. We note that inside a given domain, gradient of θ decreases with increase in r , this domain structure provides curl free motion of superfluid. So with this, for the rotation of the initial normal component whose velocity increases with r , after becoming superfluid, the velocity becomes $1/r$ dependent inside a given domain. This can be viewed as the effect of superfluid transition on the velocity profile inside a given correlation domain. Since with all this, outer domains have stronger variation of θ (see Eq. 3), therefore, for the anti-clockwise rotation of vessel, we should get more number of vortices than anti-vortices. This bias will depend upon Ω , system size (r dependence) and also correlation length ξ (large values of ξ will give larger θ variation inside a domain). Below we will see that biasing will also depend on the inter-domain separation due to modified geodesic rule.

We now consider the effect of the bias on the geodesic rule, the way phase θ interpolates in between two adjacent domains. Conventional Kibble mechanism assumes

the *geodesic rule* which states that θ in between two adjacent domains traces the shortest path on the vacuum manifold. Physical motivation for this rule comes from minimizing the free energy in the inter-domain region. (As we mentioned, for gauged case, as for a superconductor, phase variation between two different points is a gauge degree of freedom and has no physical significance like gradient energy. Hence assumption of geodesic rule for gauge case raises conceptual issues, see ref.[12].) One should note that this *conventional* geodesic rule does not require specification of how large the inter-domain region actually is. However, we will see that for the biased case, the physical extent of the inter-domain region becomes an important parameter. We will still follow the physical consideration of minimizing the net free energy in the inter-domain region.

For the inter-domain region also we assume that at the center of this region, the superfluid velocity is the same as the velocity of the initial normal fluid component. For geodesic rule only the gradient terms of free energy density are important, so by ignoring $|\Psi|$ terms from free energy density we have,

$$f' = a|\vec{\nabla}\theta|^2 - b|\vec{\nabla}\theta|, \quad (4)$$

where $a = \frac{\hbar^2}{2m}\Psi_0^2$ and $b = \Omega\rho_s r \frac{\hbar}{m}$. We are interested in gradient in the direction of shortest distance between boundaries of two successive domains. So in this direction gradient can be written as $|\vec{\nabla}\theta| = (\theta_2 - \theta_1)/d$, where θ_1 and θ_2 are the order parameter values at the boundary of 1st and 2nd domain respectively when we traverse, in the physical space, from right to left (anti-clockwise path) and d is the shortest distance between two successive domains. Now we have to determine path for which free energy density gets minimized. There are two possible paths on the order parameter space. If $\theta_2 > \theta_1$, for anti-clockwise path free energy density,

$$f'_1 = a(\theta_2 - \theta_1)^2/d^2 - b(\theta_2 - \theta_1)/d \quad (5)$$

and for clockwise path,

$$f'_2 = a(\theta_2 - \theta_1 - 2\pi)^2/d^2 - b(\theta_2 - \theta_1 - 2\pi)/d. \quad (6)$$

Out of these two paths, one of the path will have lower free energy density. Clockwise path will be preferable if condition, $f'_2 - f'_1 < 0$ get satisfied, which gives, $\theta_2 - \theta_1 > bd/(2a) + \pi$. Putting values of a and b , we get,

$$(\theta_2 - \theta_1) > d|\vec{\nabla}\theta|_{bias} + \pi, \quad (7)$$

which is more restrictive condition to have clockwise path on order parameter space than the case when there is no rotation.

Now, if $\theta_2 < \theta_1$, free energy density f'_1 given by Eq.(5) will be for clockwise path. For anti-clockwise path free energy density will be,

$$f'_2 = a(\theta_2 - \theta_1 + 2\pi)^2/d^2 - b(\theta_2 - \theta_1 + 2\pi)/d. \quad (8)$$

Now in this case, condition $f'_2 - f'_1 < 0$ will be for anti-clockwise variation on the order parameter space, which gives,

$$\theta_2 - \theta_1 < d|\vec{\nabla}\theta|_{bias} - \pi, \quad (9)$$

which is more supportive condition to have anti-clockwise variation of θ than without any rotation. Thus, in both the cases, rotation of vessel supports anti-clockwise variation of θ on the order parameter space over clockwise variation even though the path is longer. This shows that rotation generates biasing in the geodesic rule also. These modified geodesic rules (Eq.(7) and Eq.(9)) will also contribute in the biasing of vortices formation over antivortices, along with modified domain structure. Note that for Eq.(7) and Eq.(9), we have considered that the variation of θ is along the direction of initial flow. If θ variation is considered along a different direction, then suitable projection of $|\vec{\nabla}\theta|_{bias}$ should be taken.

We consider a cylindrical vessel of radius $R = 40\mu m$, and study the formation of vortices in an essentially two dimensions system. We have taken such a small vessel because of computational limitations. Note that effective two dimensions requires that the height of the cylinder should be small (i.e. not too large compared to the correlation length). This will avoid string bending and formation of string loops which has to be handled in a full three-dimensional simulation. Certainly, it will be very interesting to see the effects of rotating cylinder in the formation of strings (including string loops) in a full three-dimensional simulations and we plan to investigate it in future. Further, we consider correlation length ξ (which determines the domain size) equal to 140\AA as an example. This corresponds to a temperature which is just below the Ginzburg temperature T_G (as the domain picture is well defined only below T_G , so defect production is essentially determined just below T_G , see ref. [1]). For He II system, the critical temperature $T_c = 2.17K$ and Ginzburg temperature $T_G = 2.16K$ (ref. [14]). (We mention values of T_c and T_G here ignoring effect of rotation.) We take inter-domain distance $d = 5\text{\AA}$ (as a sample value, we will discuss the effect varying d on our results). We have considered anti-clockwise rotational of the vessel with angular velocity $\Omega\hat{z}$. Critical angular velocity for this system for the production of vortices using energetics argument, will be $\Omega_{cr} = \frac{\hbar}{mR^2} \log(R/\xi) \cong 78 \text{ rad s}^{-1}$ (note that radius of the vessel is very small here).

For our two-dimensional simulation, we take a square lattice with the correlated domains centered at the lattice points. Domains are assumed to be circular with

radius ξ so that lattice constant is $(\xi + d)$ with d being the inter-domain separation as mentioned above. We have performed simulation only in first quadrant of the vessel. So the numbers we get should be multiplied by 4 to get the total number of vortices for the whole vessel. Our focus will be on the probability of vortices per domain. (Note that even for the whole system, the center of the vessel is within a domain so cannot accommodate a vortex at that point.) We take the lattice to start from non-zero coordinates (excluding the x and y axes). For winding number calculations (to locate vortices) we have excluded domains which touch the boundary of the vessel.

The essential physics of the Kibble mechanism is implemented by taking random θ value at each lattice points (i.e. at the center of domains). We know from the Eq.(3) the gradient of θ at the circular arc, passing through the center of the domain. By knowing the value of θ at the center of the domain, and gradient of θ on this arc, we can determine θ at each point on the arc. With this, by using the fact that there is no flow in the radial direction, so θ is uniform in this direction, we obtain phase value at the domain boundaries which lie on the side of lattice. We also use modified geodesic rule Eq.(7) and Eq.(9) for variation of θ in the inter-domain region. To implement this rule, as we mentioned, we assume that at the center-point of inter-domain region (which is the middle point of a link) superfluid has same velocity as was of normal components before the transition (given by Eq.(3)). We project this velocity along the direction of lattice side to get $\vec{\nabla}\theta$ along the lattice side. With this, and knowing the values of θ at domain boundaries, we implement the modified geodesic rule Eq.(7) and Eq.(9) to know θ variation in that region. With all this, we calculate winding in each plaquette. Depending upon the winding, at the center of plaquette we obtain vortices or antivortices.

Now we present the results of our simulation. We consider different values of the angular velocity Ω , and for each Ω we generate 5000 events for defect formation to get good statistics of vortex-anti-vortex production. Fig.1 shows the distribution of net defect number Δn (= defect number - anti-defect number) for 5000 events. Upper plot shows the distribution without any rotation of vessel ($\Omega = 0$), we get standard distribution as predicted by the Kibble mechanism. This distribution follows Gaussian distribution $f(\Delta n) = ae^{-\frac{(\Delta n - \overline{\Delta n})^2}{2\sigma^2}}$. By fitting the distribution, we obtain the parameters of this Gaussian as: $a = 656.40$, $\overline{\Delta n} \cong 0$, $\sigma = 30.46$ (we have taken bin width 10 with error bars on the plot taken as $[f(\Delta n)]^{1/2}$ for each bin value). Important point to note is that center of Gaussian $\overline{\Delta n}$ has zero value which is the standard prediction of Kibble mechanism; no biasing in the formation of vortices and antivortices (on the average). We obtained average total number of defects from the simulation to be $N = 1857948$. Kibble mecha-

nism makes an important prediction of relation between σ and N Ref. [9], $\sigma = CN^\nu$, where value of C for square domains is 0.71. The exponent ν is universal and its theoretical value is $\nu = 1/4$ for the present case. From the obtained value of σ and N with simulation, we derive value of $\nu = 0.2604$, which is quite close to the theoretical value 0.25 and matches well with the experimental value of $\nu = 0.26 \pm 0.11$ obtained for liquid crystal case, see ref.[9].

The lower plot in Fig.1 gives the distribution of Δn for the case of vortex formation during superfluid transition in a rotating vessel with angular velocity 10^3 rad s^{-1} . We see that in this case also we get a Gaussian distribution but shifted with the mean value $\overline{\Delta n} = 25$, which clearly shows that there is a biasing in the formation of vortices over antivortices. For the whole cylinder, we thus expect to get on an average more than 100 vortices over antivortices in the vessel. This bias in the net value of Δn occurs here because of the modification in the domain structure and geodesic rule in the presence of rotation. Thus our proposed modification of the Kibble mechanism, with modified domain structure along with the modified geodesic rule, is able to accommodate the expected bias in the net value of Δn due to the rotation of the vessel.

Table I shows the obtained values of $\overline{\Delta n}$, σ , and N from simulations at different Ω values; for each Ω we have performed 5000 events. Values of ν is obtained from the relation $\sigma = CN^\nu$, $C = 0.71$. It is very clear that with Ω all the other quantities are increasing.

TABLE I: Effect of rotation on the formation of vortices

Ω	$\overline{\Delta n}$	σ	N	ν
0	0.0	30.46	1857948	0.2604
10^3	25.29 ± 0.44	30.41 ± 0.44	1858005	0.26029
10^4	250.20 ± 0.26	30.90 ± 0.26	1858003	0.2614
10^5	2492.88 ± 0.30	31.42 ± 0.30	1858010	0.26255
5×10^5	12466.9 ± 0.36	31.77 ± 0.35	1858031	0.26332
10^6	24932.8 ± 0.34	35.81 ± 0.32	1858136	0.27161
10^7	$240603. \pm 4.96$	43.47 ± 0.35	2745682	0.27753

Fig.2 shows the dependence of $\overline{\Delta n}$ on Ω (axes are in log-log scale). This plot clearly shows that $\overline{\Delta n}$ linearly increases with Ω with slope 0.024. Slope will be about 0.1 (4 times higher) for the full cylindrical vessel. As shown in Table I, for $\Omega = 0$ we find $\overline{\Delta n} = 0.0$ as expected from the usual Kibble mechanism. However, the straight line fit in Fig.1 does not pass through the origin (0,0) of the plot, instead it gives $\overline{\Delta n} \simeq 1.0$ for $\Omega = 0$. The best fit line is given by $\overline{\Delta n} = 0.024\Omega + 1.0$. For full vessel this would mean $\overline{\Delta n} \simeq 4$ at $\Omega = 0$. This is clearly due to fluctuations in the simulation results for finite number of runs. With the plot in Fig.2, at the critical angular velocity Ω_{cr} ($\simeq 78 \text{ rad s}^{-1}$ as mentioned earlier) we will have on an average net 12 vortices (for the whole vessel). Note when number of vortices is calculated using only

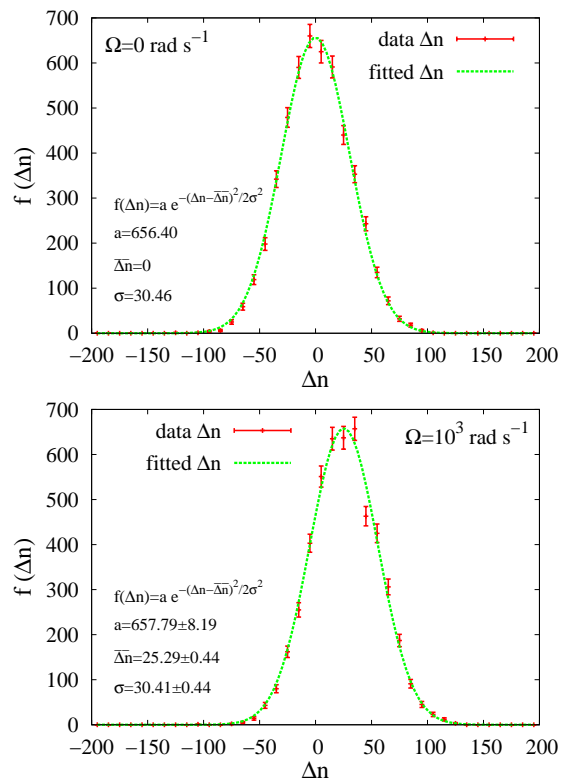


FIG. 1: Distribution of vortices – antivortices. Upper plot shows the case without any rotation of the vessel ($\Omega = 0$) giving the mean value of Gaussian distribution, $\overline{\Delta n} = 0$. Lower plot corresponds to the case with angular velocity of the vessel $\Omega = 10^3 \text{ rad s}^{-1}$ showing that $\overline{\Delta n}$ gets shifted from zero to value 25, showing a net biasing in formation of vortices over antivortices. As we simulate only a quadrant, the full vessel will give value of net $\overline{\Delta n}$ of about 100.

energetics arguments in the vortex model, we expect a single vortex at the critical angular velocity. However, just after the superfluid transition, number of vortices also gets contributions from the Kibble mechanism (suitably modified as proposed here) whose contributions have a Gaussian spread with σ as given in Table 1. Thus the final value of $\overline{\Delta n}$ will be expected to deviate from the vortex model prediction in general. It is still interesting to ask that with proper incorporation of the Kibble vortices, what is the *new* critical angular velocity at which one expects to get $\overline{\Delta n} = 1$. With our results, angular velocity of the vessel will be smaller than a different critical velocity, say, Ω_{Kibble} , which also depends on system parameters system size, the inter-domain separation d , etc. It is very interesting to study the behavior of Ω_{Kibble} in comparison to Ω_{cr} and we plan to study this in future. Especially interesting will be to investigate the dependence of our results on the parameter d . For a first order transition, with a simple situation of nucleation of a large density of critical bubbles (almost at close packing) the value of d will be given by $2 \times$ the bubble wall

thickness (while ξ corresponds to the bubble diameter). By considering different experimental situations, the ratio d/ξ can be varied and its effects on various results, especially on Ω_{Kibble} can be studied. For a second order transition such a study will be more complicated. In view of these issues, it is clear that a proper interpretation of Hess and Fairbank experiment [13] requires a more detailed analysis. Measurement of average number of vortices in experiment with sufficiently large number of events for superfluid transition with angular velocity just below Ω_{cr} may give a good test for the model here we propose. A non-zero value of angular momentum of superfluid below Ω_{cr} will give a solid support for this model. It will also show that there is a critical angular velocity Ω_{kibble} which is different from Ω_{cr} for the phase transition in the presence of rotation.

As mentioned above, the best fit line for results in Table I gives $\overline{\Delta n} = 0.1\Omega$ (ignoring the intercept, hence for large Ω). This matches very well with the vortex model prediction which gives $n \simeq 2\pi R^2 m\Omega/h \simeq 0.1\Omega$ (Ref. [14]). This is expected as for very large Ω , number of vortices should be dominated by the effects of rotation. We again mention that our results depend on various parameters, such as ξ, d etc. Thus one needs to study whether this agreement with the vortex model prediction (for large Ω) is valid in general.

We emphasize that the free energy of individual defects plays no role in the Kibble mechanism (even with the modifications we propose). Still, with our incorporation of initial rotation of the normal fluid (and its some fraction getting transferred to the superfluid flow after the transition) at least some part, if not all, of the "rotation induced vortices" have been included in this proposed modified Kibble mechanism. This point will be particularly important for small rotations where very few vortices are expected from energetics arguments. This modified Kibble mechanism gives defect density right after the transition which will evolve in time, and approach the density expected using equilibrium free energy arguments. Thus, if the (modified) Kibble mechanism gives lesser number of net produced vortices then with time, more number of vortices will get produced and ultimately in the equilibrium, system will have n number of vortices as predicted by the vortex model using energetics arguments. It is also interesting to study the distribution of vortices and antivortices as a function of distance from center in our model. The equilibrium distribution is uniform but as mentioned above, the distribution right after the transition may be different due to non-equilibrium contributions from the (modified) Kibble mechanism. A non-uniform initial distribution will have very important implications for the case of neutron stars where migration of vortices to achieve uniform (equilibrium) distribution will lead to change in moment of inertia of the neutron star (as in the model discussed in [16]). This requires large statistics and this study is underway.

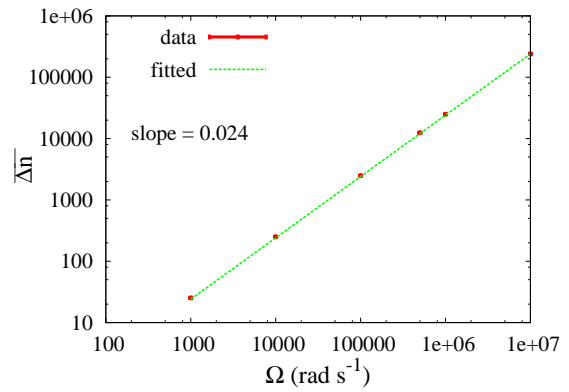


FIG. 2: Variation of $\overline{\Delta n}$ with Ω in log-log scale. This plot shows that $\overline{\Delta n}$ linearly depends on Ω with slope 0.024. Slope will be about 0.1 if simulation perform in full cylinder.

Table I also shows that the width of the Gaussian σ increases with Ω (slowly initially but strongly for large values of Ω). σ represent randomness in the formation of vortices and anti-vortices. If formation of vortices and antivortices is completely uncorrelated then value of σ goes like $\sim N^{1/2}$; width of Binomial distribution. But there is correlation between production of defect and anti-defects in Kibble mechanism (Ref.[9]) causing suppression in randomness and hence $\sigma \sim N^{1/4}$. By writing $\sigma \sim N^\nu$ we see from the Table I, that ν increases with Ω showing that correlation between production of vortices and antivortices is getting suppressed with Ω . We also fit the dependence of σ on Ω . A reasonable fit for σ as a function of Ω is obtained by $\sigma = a\Omega^p + b$ where fitted values of parameters are found to be $a = 0.004 \pm 0.006, p = 0.51 \pm 0.10, b = 30.30 \pm 0.65$. Even though value of a is entirely dominated by error, this fit does suggest a systematic variation of σ with Ω with exponent $p \simeq 0.5$. We plan to carry out a systematic study of this result and increase of ν with Ω in future.

Fig.3 presents results for a single event for the number of defects per domain, i.e., probability of formation of defects. Fig.3 shows probability of formation of single winding defects and anti-defects as a function of Ω . We note that both probabilities increase with Ω , with winding +1 defect probability increasing faster than the probability for winding -1 (anti-defects), reflecting biasing in the formation of defects over anti-defects. The total defect number (defects + anti-defects) probability increases with Ω as expected.

We also find an increase in the formation of winding number two defects and anti-defects as a function of Ω (we have not included those numbers here). Probabilities for both the cases become non-zero at $\Omega > 2 \times 10^6 \text{ rad s}^{-1}$ and changes differently with Ω , again reflecting biasing in the formation of defects over anti-defects. It is well known fact that winding number two defects are unstable in superfluid systems and split into two single winding

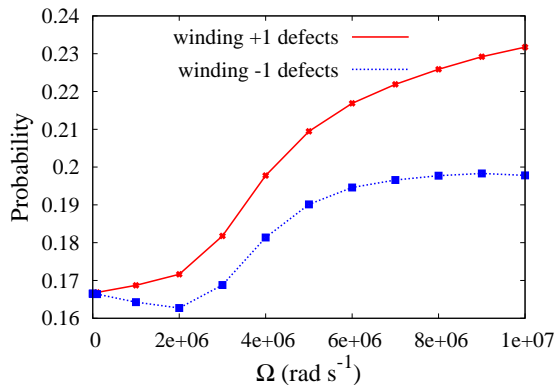


FIG. 3: Plot shows probability of formation of single winding defects and anti-defects as a function of Ω . Probabilities for both the cases changes differently with Ω and causing biasing in the formation of defects over anti-defects.

defects eventually enhancing single winding defects formation probabilities. We have also checked the effects of varying the inter-domain separation d on our results. For $\Omega = 10^6$, increase of d by a factor of 20 (from $d = 1\text{\AA}$ to $d = 20\text{\AA}$) increases probabilities for winding one defect as well as antidefect by about 15%. Change in winding two defect probabilities is very small and dominated by fluctuations. For smaller $\Omega = 10^5$ the change in probabilities is very small and dominated by fluctuations. The effect of d on various probabilities is a complex issue and we plan to study it systematically in future. We note that while increase of vortex formation probability is expected as a function of increasing angular velocity, it may appear puzzling why anti-defect probability also increases with the rotation. The explanation for this may lie in the correlation of defects and antidefects which is an important and non-trivial prediction of the Kibble mechanism. As we see from Table I, the defect-antidefect correlation exponent ν , while increasing slightly with angular velocity to a value of about 0.28, still remains far below the value of 0.5 for uncorrelated case. Thus, while vortex probability increases naturally with the rotation, the underlying domain structure forces larger probability of formation of anti-vortices close to vortices for winding number 1 as well as for winding number 2 case. (Basically from the fact that positive winding across two domains appears as anti-winding for the neighboring region.)

Experimental tests of our predictions based on this modified Kibble mechanism will lend strong support to the whole underlying picture of the Kibble mechanism which is adaptable for varying experimental conditions such as biased formation of flux tubes in superconductors in the presence of external field etc. We mention here an important aspect of vortex formation in superfluids via the Kibble mechanism which is not present for other types of topological defects (as emphasized in our earlier work [17]). We mentioned above that we assume

that part of normal component which undergoes superfluid condensation carries the same angular momentum as it had before the transition (along an arc at the center of the domain). This just reflects the local conservation of linear momentum during the superfluid transition on that arc. However, even if there was no initial motion of the fluid, still during phase transition, spontaneous generation of flow of the superfluid will arise simply from the spatial variation of the condensate phase. Indeed, it is this (random) phase variation from one domain to another which leads to formation of vortex network and hence spontaneous generation of superflow. What happens then to local linear momentum conservation? Basically, some fraction of (⁴He) atoms form the superfluid condensate during the transition and develop momentum due to the non-zero gradient of the phase of the condensate. The only possibility is that the remaining fraction of atoms (which form the normal component of fluid in the two-fluid picture) develop opposite linear momentum so that the momentum is locally conserved. (Here we avoid conceptual question of an ideal instantaneous quench to almost zero temperature where there is no normal component left). This means that there is no net momentum flow anywhere right after the transition. For superfluid transition in a rotating vessel, same consideration will apply to the normal component in a domain in regions away from the central arc as in those regions superflow will in general not match with the initial flow due to rotation implying generation of extra counterbalancing normal flow component. Note, this argument is quite different from the conventional argument of net angular momentum conservation for Kibble superfluid vortices where one knows that spontaneous generation of net rotation of the superfluid has to be counter balanced by the opposite rotation of the vessel containing the superfluid [2]. Here, we are arguing for local linear momentum conservation which implies generation of complex flow pattern for normal component depending on the generation of spontaneous part of the superflow during the transition. The final picture is then that, the original rotation of the normal fluid (before the transition) is simply transferred to the rotation of the superfluid which, via our modified Kibble mechanism, accounts for the net bias of vortices over anti-vortices. At the same time generation of extra vortices and anti-vortices via the random domain formation (via the Kibble mechanism) leads to extra local superfluid circulation in the system which will be accompanied by opposite circulation being generated in the normal component of the fluid (to balance the momentum conservation). To incorporate both these contributions accurately, one must carry out simulations of the transition with a two fluid picture in a rotating vessel. These consideration must be incorporated for any experimental test of the Kibble mechanism (either the conventional one, or the modified one presented here). It is possible that a due consideration of this spontaneously

generated counterbalancing flow of the normal fluid may improve agreement of the results of various superfluid helium experiments with the Kibble mechanism. We plan to carry out a detailed investigation of this issue in a future work.

In conclusion, we have proposed a modification of the conventional Kibble mechanism for the situation of production of topological defects when physical situation requires excess of windings of one sign over the opposite ones. We have considered the case of formation of vortices for superfluid ^4He system when the transition is carried out in a rotating vessel. As our results show, this biased formation of defects can strongly affect the estimates of net defect density. Also, these studies may be crucial in discussing the predictions relating to defect-anti-defect correlations. The modified Kibble mechanism we presented here has very specific predictions about net defect number which shows a clear pattern of larger fluctuations (about mean value governed by the net rotation) compared to the conventional Kibble prediction. This can be easily tested in experiments. Further, even the average net defect number deviates from the number obtained from energetics considerations, especially for low values of Ω . This implies that exactly at the time of transition, a different net defect number will be formed on the average, which will slowly evolve to a value obtained from energetic considerations. These considerations can be extended for the case of flux tube formation in superconductors (with appropriate modifications for the gauged case), and we hope to present it in a future work. Such a modified Kibble mechanism is also needed to study formation of baryons at finite chemical potential in the framework of chiral sigma model where baryons appear as Skyrmions which are topological solitons (extending our earlier work on 1+1 D Skyrmion formation to 3+1 D [15]). Our results will have implications for superfluid transition in rotating neutron stars (where phase transition induced density fluctuations could be detected by observing pulsar signal changes, as proposed by some of us [16]). In an earlier work [17], we considered the possibility of superfluid phases of QCD, e.g. neutron superfluid and color-flavor-locked phase, in low energy heavy-ion collisions and showed that this will lead to production of few vortices via the (conventional) Kibble mechanism which can strongly affect the hydrodynamical evolution of the system and can be detected by measuring flow fluctuations. For low energy non-central collisions superfluid phase transition is likely to happen in the presence of an overall rotation of the plasma region. Resulting vortex production for such a case must be studied by a modified

Kibble mechanism, as we have proposed here.

We are very grateful to Sanatan Dugal for careful reading of manuscript and giving valuable suggestions, especially for pointing out that increased antivortex probability may relate to defect-antidefect correlation. We thank Srikumar Sengupta, P.S. Saumia, Abhishek Atreya, Oindrila Ganguly, Partha Bagchi, Arpan Das, Minati Biswal, and Priyo Shankar Pal for very useful suggestions and comments.

* Electronic address: shreyansh@iopb.res.in

† Electronic address: ajit@iopb.res.in

- [1] T.W.B. Kibble, *J. Phys.* **A9**, 1387 (1976); *Phys. Rept.* **67**, 183 (1980).
- [2] W.H. Zurek, *Nature* **317**, 505 (1985).
- [3] W.H. Zurek, *Phys. Rep.* **276**, 177 (1996).
- [4] A. Rajantie, *Int. J. Mod. Phys.* **A17**, 1 (2002).
- [5] P.C. Hendry et al, *Nature (London)* **368**, 315 (1994); V.M.H. Ruutu et al, *Nature (London)* **382**, 334 (1996); M.E. Dodd et al, *Phys. Rev. Lett.* **81**, 3703 (1998); R. Carmi et al, *Phys. Rev. Lett.* **84**, 4966 (2000); see also, G.E. Volovik, *Czech. J. Phys.* **46**, 3048 (1996).
- [6] R. Carmi, E. Polturak, and G. Koren, *Phys. Rev. Lett.* **84**, 4966 (2000); A. Maniv, E. Polturak, and G. Koren, *cond-mat/0304359*; R.J. Rivers and A. Swarup, *cond-mat/0312082*; E. Kavoussanaki, R. Monaco, and R.J. Rivers, *Phys. Rev. Lett.* **85**, 3452 (2000); S. Rudaz, A.M. Srivastava and S. Varma, *Int. J. Mod. Phys.* **A14**, 1591 (1999)1.
- [7] I. Chuang, R. Durrer, N. Turok and B. Yurke, *Science* **251**, 1336 (1991); R. Snyder et al. *Phys. Rev.* **A45**, R2169 (1992); I. Chuang et al. *Phys. Rev.* **E47**, 3343 (1993).
- [8] M.J. Bowick, L. Chandar, E.A. Schiff and A.M. Srivastava, *Science* **263**, 943 (1994).
- [9] S. Dugal, R. Ray, and A.M. Srivastava, *Phys. Rev. Lett.* **83**, 5030 (1999); R. Ray and A.M. Srivastava, *hep-ph/0110165*.
- [10] L.D. Landau and E.F. Lifshitz, **Statistical Physics Part 2**, Pergamon Press Ltd. (1980).
- [11] G.B. Hess, *Phys. Rev.* **161**, 189 (1967).
- [12] S. Rudaz and A.M. Srivastava, *Mod. Phys. Lett.* **A8**, 1443 (1993).
- [13] G.B. Hess and W.M. Fairbank, *Phys. Rev. Lett.* **19**, 216 (1967).
- [14] D.R. Tilley and J. Tilley, **Superfluidity and Superconductivity**, Third Edition, Overseas Press (2005).
- [15] V.S. Kumar, B. Layek, A.M. Srivastava, S. Sanyal, and V.K. Tiwari, *IJMP A* **21**, 1199-1219 (2006).
- [16] P. Bagchi, A. Das, B. Layek, A. M. Srivastava, *Phys.Lett.* **B747**, 120-124 (2015).
- [17] A. Das, S.S. Dave, S. De, A.M. Srivastava, *Mod. Phys. Lett. A* **32**, 1750170 (2017).