

Complete characterization of the single-qubit quantum gates used in the IBM quantum processors

Abhishek Shukla^{†,‡}, Mitali Sisodia[†], and Anirban Pathak[†]

[†] Jaypee Institute of Information Technology, A 10, Sector 62, Noida, UP 201307, India

[‡] University of Science and Technology of China, Hefei, 230026, P. R. China

September 3, 2022

Abstract

Quantum process tomography of each single-qubit quantum gate used in the IBM quantum processors is performed to compute gate error in order to check viability of complex quantum operations in the superconductivity-based quantum computers introduced by IBM and to compare the quality of these gates with the corresponding gates implemented using other technologies. Gate fidelities for all the allowed gates for every allowed position (i.e., by placing the gates in different qubit lines) have been obtained and reported for IBM QX4 architecture. Gate fidelities are observed to be lower than the corresponding values obtained in the other technologies, like NMR. Further, gate fidelities for all the single-qubit gates are obtained for IBM QX2 architecture by placing the gates in the third qubit line ($q[2]$). It's observed that the IBM QX4 architecture yields better gate fidelity compared to IBM QX2 in all cases except the case of Y gate as far as the gate fidelity corresponding to the third qubit line is concerned. In general, the analysis performed here leads to a conclusion that a considerable technological improvement would be inevitable to achieve the desired scalability required for the realization of complex quantum operations.

Keywords: IBM quantum experience, quantum process tomography, gate fidelity

1 Introduction

Experimental implementation of any quantum information processing task is all about initializing the system qubits to an aptly chosen quantum state followed by manipulating the initial state through a set of unitary and/or non-unitary quantum operations to obtain the desired output state and ultimately measuring that to obtain the expectation value of the desired observable. Implementation of a multi-qubit unitary quantum operation of arbitrary dimension requires application of local and non-local operations (quantum gates). Local operations are usually realized by means of external control fields, whereas the non-local operations are implemented by exploiting internal Hamiltonian. Perfect realization of these quantum operations is possible only in the ideal scenario. In practice, the accuracy with which a quantum operation can be realized is limited by imperfect designing and implementation errors, and environmental effects. To circumvent or to suppress these factors which reduces accuracy, we need to design robust control fields. In order to design control fields robust against environmental effects, design errors and implementation errors, it becomes imperative to characterize the control fields. The procedure of characterizing quantum operation and hence control fields is known as quantum process tomography (QPT) [1, 2]. It (i.e., QPT) inherently involves QST [3]. This is so because a quantum operation (except the selective measurements) linearly maps input density matrix to output density matrix. The procedure of QPT involves initializing system-qubits in an aptly chosen density matrix basis followed by application of a process on these basis states and ultimately characterizing output quantum states through QST.

The idea of QPT was introduced in 1997, but the first experimental demonstration of QPT was done in 2001 using a nuclear magnetic resonance- (NMR) based architecture [4, 5]. Since then QPT has been performed using various quantum computing architectures, including architectures based on linear optics [6–9], ion traps [10, 11], superconductivity [12–17], and nitrogen vacancy (NV) center [18, 19]. Until now, a large number of modified and new methods for QPT have also been devised. Most common methods are like ancilla-assisted quantum process tomography (AAQPT) which reduces the number of experiments required to be done for the complete characterization of a quantum operation by exploiting ancillary qubits [7], single-scan quantum process tomography which allows characterization of a

process in one scan and thus allows to tomograph a dynamical processes [20], adaptive process tomography which utilizes the advantages of the adaptive strategies applied to state reconstruction, and allows to tomograph a process with ultimate bound of precision for state tomography [21]. These schemes for QPT are demanding in the sense that either they require to perform a large number of experiments or they require a large amount of resources [1, 7, 20]. This is why a set of simplified QPT schemes have been developed. Such a scheme exploits prior knowledge of type of interaction involved in generating the dynamics and hence remove scaling problem involved in a standard method for QPT [22, 23] and that in the recently devised bootstrap tomography [24, 25]. Another method which is based on error detection and does not involve QST is direct characterization of quantum dynamics [26].

In the last few years, QPT has played an extremely important role in the experimental quantum computing and communication, as it has led to the procedures for designing more precise and robust control fields. This is what motivated us to perform QPT for the quantum operations that are implemented in the different architectures of 5 qubit IBM quantum computers (i.e., in IBM QX2 and IBM QX4). Here, it may be apt to note that the IBM Corporation has recently introduced a quantum computing platform [27] with two five-qubit quantum processors [28] accessible through the cloud to the registered users. Quantum information processing (QIP) on these processors involves initialization, manipulation, and measurement of Transmon qubits by utilizing superconductivity-based QIP architecture. A QIP task in an IBM quantum processor may involve a set of unitary and non-unitary operations (measurements). Unitary operations in the IBM quantum computers is governed by a quantum circuit comprised of single-qubit and multi-qubit gates selected from the Clifford+T gate library. In order to examine the goodness of these gates, in what follows, we have completely characterized the quantum gates using standard method of QPT. This investigation is further motivated by the fact that the IBM quantum computers have already been utilized to implement various quantum computing (e.g., [29–31]) and communication [32, 33] tasks and in many of these works quantum state tomography (QST) has been performed and quantum state fidelity has been reported to be low or moderate [34, 35]. This is in sharp contrast to the fact that the fidelities of the gates given in the IBM quantum processors’ backend information [36] is very high. Interestingly, no serious effort has yet been made to perform QPT of these gates and to investigate the origin of low or moderate quantum state fidelity as a consequence of the imperfection of the implemented gates (i.e., low gate fidelity). Present work aims to look into this particular perspective, and thus to establish that the present technology would require considerable improvement in gate fidelity to achieve the desired scalability.

The rest of the paper is organized in the following way. In Sec. 2, we briefly describe the theory of QPT. In Sec. 3, we present a scheme for performing QPT on IBM QX4 and IBM QX2 quantum processors. Our results of QPT performed on IBM quantum processors are presented and analyzed in Sec. 4. The paper is finally concluded in Sec. 5

2 Theory of QPT

A general quantum operation $\epsilon(\rho)$, linearly maps a density matrix ρ into another density matrix ρ' such that $\rho' = \epsilon(\rho)$. Here, ρ is the input density matrix and ρ' is the output density matrix. In the following, for the sake of completeness, we briefly describe the theoretical framework of QPT [1, 2, 37]. In operator sum representation, output density matrix ρ' can be written as

$$\epsilon(\rho) = \sum_k E_k \rho E_k^\dagger, \quad (1)$$

where, $\{E_k\}$ are Kraus operators such that $\sum_k E_k^\dagger E_k = \mathbb{I}$ [37]. Determining quantum operation ϵ is equivalent to determining a set of operational elements $\{E_k\}$. In practice, determining these operators correspond to determining a set of complex numbers for each operational element E_k . Thus, expanding E_k in terms of fixed set of operators $\{\tilde{E}_m\}$ such as $E_k = \sum_m e_{km} \tilde{E}_m$, where \tilde{E}_m forms an operator basis.

$$\epsilon(\rho) = \sum_{(m,n)} \chi_{mn} \tilde{E}_m \rho \tilde{E}_n^\dagger. \quad (2)$$

Here, $\chi_{mn} = e_{km} e_{km}^*$ are elements of a positive Hermitian matrix known as χ matrix. Matrix χ completely characterizes the corresponding quantum process expanded in operator basis $\{\tilde{E}_m\}$. This is why χ matrix is also known as process matrix. Let’s choose $\{\rho_j\}$ as the basis in which a density matrix of arbitrary dimension $d = 2^n$ can be expanded, where $1 \leq j \leq d^2$. Then,

$$\epsilon(\rho) = \sum_{(m,n)} \sum_j \chi_{mn} \tilde{E}_m \rho_j \tilde{E}_n^\dagger. \quad (3)$$

and $\epsilon(\rho_j)$ can be written as

$$\epsilon(\rho_j) = \sum_k \lambda_{jk} \rho_k. \quad (4)$$

Here, $\epsilon(\rho_j)$ is the experimental outcome obtained from the state tomography performed for the input state ρ_j and allows us to compute λ_{jk} , also comparison of Eq. 3 and Eq. 4 leads to the relation

$$\lambda_{jk} = \sum_{mn} \chi_{mn} \beta_{mn}^{jk}. \quad (5)$$

For given input density matrix ρ_j , output density matrix ρ_k , and basis operator $\tilde{E}_m \beta_{mn}^{jk}$ can be calculated using

$$\sum_k \beta_{mn}^{jk} \rho_k = \tilde{E}_m \rho_j \tilde{E}_n^\dagger. \quad (6)$$

While, λ_{jk} can be obtained from tomography results using Eq. 4. As inversion of β_{mn}^{jk} is guaranteed (see Ref. [37]), one can rewrite Eq. 5 as follows.

$$\chi = \beta^{-1} \lambda. \quad (7)$$

Here, χ and λ are column vectors of dimension $d^4 \times 1$ containing elements χ_{mn} and λ_{jk} respectively while β^{-1} is a matrix of dimension $d^4 \times d^4$. Matrix β is then constructed by arranging elements β_{mn}^{jk} for jk row-wise and mn column-wise. Keeping this theoretical framework in mind, in the following section, we will describe an explicit protocol for performing experimental QPT on the IBM quantum processors.

3 Experimental scheme for performing QPT on the IBM quantum processors

IBM quantum processors are based on superconducting Transmon qubits. Our experiments have been executed on IBM QX2 and IBM QX4 processors. Topology of superconducting qubits and allowed C-NOT operations in each of these architectures are given in [28]. Description of the architectures topology, type of qubits, means to manipulate them (control fields, transmission lines, and gate library), and measurement schemes have been provided in [36, 38]. A useful summary of the architecture description is also available in [33, 34]. Here we restrict ourselves from restating those information. However, for the sake of completeness, we provide important experimental parameters including Hamiltonian parameters and decoherence times for IBM QX2 and IBM QX4 processors in Table 1 and in Table 2, respectively. This is in accordance with the information provided by IBM in [36, 38].

Qubit number q[i]	q[0]	q[1]	q[2]	q[3]	q[4]
$\omega^R/2\pi$ (GHz)	6.530350	6.481848	6.436229	6.579431	6.530225
$\omega/2\pi$ (GHz)	5.2723	5.2145	5.0289	5.2971	5.0561
$\delta/2\pi$ (MHz)	-330.3	-331.9	-331.2	-329.4	-335.5
$\chi/2\pi$ (kHz)	476	395	428	412	339
$\kappa/2\pi$ (kHz)	523	489	415	515	480
T_1 (μ s)	53.04	63.94	52.08	51.78	55.80
T_2 (μ s)	48.50	35.07	89.73	60.93	84.18

Table 1: Details of the experimental parameters used in IBM quantum processor IBM QX2 as available on the website [36]. The first row is qubit index q[i] in IBM quantum computer. The second row shows resonance frequencies ω^R of corresponding read-out resonators. The qubit frequencies ω are given in the third column. Anharmonicity δ as provided in the fourth row, is a measure of information leakage out of the computational space. We can compute δ by taking the difference between two subsequent transition frequencies. The fifth and the sixth rows are qubit-cavity coupling strengths χ and coupling of the cavity to the environment κ for corresponding qubit. Longitudinal relaxation time (T_1) and Transverse relaxation time (T_2) are given in the seventh and the last rows, respectively.

Qubit number q[i]	q[0]	q[1]	q[2]	q[3]	q[4]
$\omega^R/2\pi(\text{GHz})$	6.52396	6.48078	6.43875	6.58036	6.52698
$\omega/2\pi(\text{GHz})$	5.2461	5.3025	5.3562	5.4317	5.1824
$\delta/2\pi(\text{MHz})$	-330.1	-329.7	-323.0	-327.9	-332.5
$\chi/2\pi(\text{kHz})$	410	512	408	434	458
$T_1(\mu\text{s})$	48.70	39.70	49.70	35.80	56.60
$T_2(\mu\text{s})$	14.00	34.80	55.00	18.10	31.5

Table 2: Details of the experimental parameters used in IBM quantum processor IBM QX4 as available as backend information in [38]. The first row is qubit index q[i] in IBM quantum computer. The second row shows resonance frequencies ω^R of corresponding read-out resonators. The qubit frequencies ω are given in the third column. Anharmonicity δ as provided in the fourth row, is a measure of information leakage out of the computational space. As before, δ can be calculated by taking the difference between two subsequent transition frequencies. The fifth and the sixth rows are qubit-cavity coupling strengths χ and coupling of the cavity to the environment κ for corresponding qubit. Longitudinal relaxation time (T_1) and Transverse relaxation time (T_2) are given in the seventh and the last rows respectively.

As explained in Sec. 1, method for QPT inherently involves QST. Procedure for performing QST on IBM’s quantum processors is extensively described in an earlier work of ours [34]. In the following, we revisit the essential elements of QST.

1. Prepare the density matrix which is to be tomographed.
2. Measure direct observables i.e., perform measurement in computational basis.
3. Transform unobservable elements to the directly observable elements by means of a unitary transformation followed by measurement in computational basis.
4. Apply Hadamard gate to transfer information encoded in $\{+, -\}$ basis to computational basis $\{0, 1\}$. Subsequently, perform measurement in Z (computational) basis for each qubit.
5. Apply S^\dagger followed by Hadamard H to transfer information encoded in $\{|r^+\rangle = \frac{|0\rangle+i|1\rangle}{\sqrt{2}}, |r^-\rangle = \frac{|0\rangle-i|1\rangle}{\sqrt{2}}\}$ basis to computational basis $\{0, 1\}$. Subsequently, measure in Z basis for each qubit.
6. Collect probabilities from experimental outcomes and calculate expectation values of all observables constituting density matrix in Pauli basis.
7. In case of single-qubit gates calculate $\langle X \rangle, \langle Y \rangle, \langle Z \rangle$ and reconstruct density matrix using the formula $\rho = \frac{\{\mathbb{I} + \langle X \rangle X + \langle Y \rangle Y + \langle Z \rangle Z\}}{2}$.

Of course QST requires multiple experiments and the number of experiments to be performed increases with the dimension of the density matrix to be tomographed. Still it’s a less complex task in comparison to QPT. This is one of the reasons that QST is reported in a handful of papers on IBM quantum computers [34, 39, 40] but QPT procedure has not yet been reported in any work. This point will be further clarified below as we would explain the procedure adopted here for performing the experiments required for QPT.

Following the procedure explained in Sec. 2, in what follows, we explain the procedure for QPT adopted here to perform complete characterization of single-qubit gates used in IBM QX2 and IBM QX4 quantum processors. A schematic diagram illustrating the procedure devised for the single-qubit process tomography for our choice of basis $\rho_i : \rho_1 = |0\rangle\langle 0|, \rho_2 = |0\rangle\langle 1|, \rho_3 = |1\rangle\langle 0|, \rho_4 = |1\rangle\langle 1|$ and fixed set of operators $\tilde{E}_m = \{\mathbb{I}, X, -iY, Z\}$ is shown in Fig. 1. Execution of single-qubit process tomography on IBM’s quantum processors requires following steps.

1. Initialize density matrix to the basis element ρ_1 by preparing qubit of interest q[i] to state $|0\rangle$.
2. Apply quantum process $\epsilon(\rho)$ on initial state $|0\rangle$.

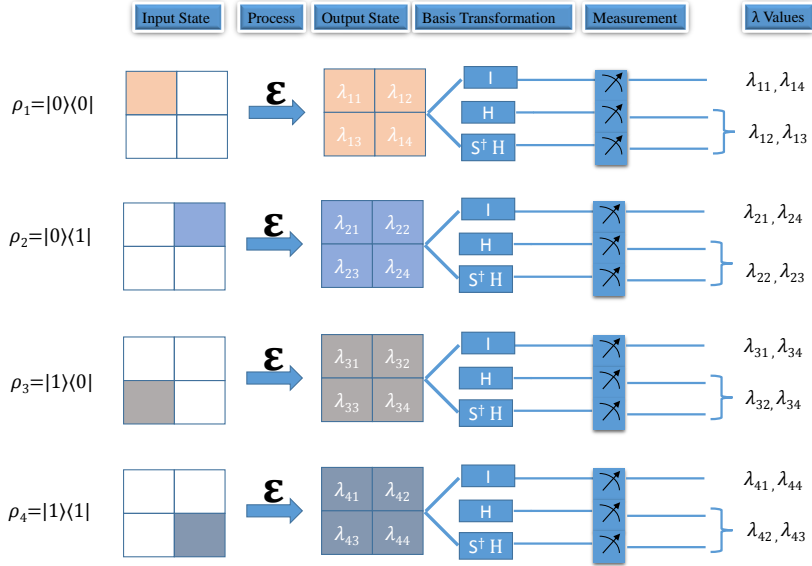


Figure 1: Scheme for performing single-qubit QPT on IBM's quantum processors. The first column shows input state initialized to basis ρ_j followed by application of the quantum operation $\epsilon(\rho)$ as mentioned in the second column. The Third column contains output states ρ_k as a result of application of quantum operation. The fourth and fifth columns are steps of standard procedure for quantum state tomography [3, 41, 42]. The fourth column contains gates/combination of gates used to transfer unobservable non-diagonal elements $\langle X \rangle$ and $\langle Y \rangle$ into observable diagonal elements while the fifth column shows measurement in Z basis. Measurement outcomes obtained from three experiments are shown in the last column.

3. Perform measurement in Z basis (direct observable) which reveals λ_{11} and λ_{14} .
4. Apply Hadamard gate to transfer information encoded in $\{+, -\}$ basis to computational basis $\{0, 1\}$. Subsequently, measure in Z basis.
5. Apply S^\dagger followed by Hadamard H to transfer information encoded in $\{r^+, r^-\}$ basis to computational basis $\{0, 1\}$. Subsequently, measure in Z basis.
6. Use above two steps together to obtain λ_{12} and λ_{13} .
7. Repeat steps 1-5 for all ρ_i in order to get all λ_{ij} .
8. Compute β^{-1} using Eq. 2 for $\tilde{E}_m = \{\mathbb{I}, X, -iY, Z\}$.
9. Finally, calculate vector χ using Eq. 5 and thus reconstruct the process matrix χ .

During experimental implementation of the above procedure for the experimental realization of QPT in the IBM quantum processors one should be careful about a caveat, i.e., ρ_2 and ρ_3 are non-Hermitian so it is not possible to prepare them experimentally. In order to overcome this limitation, we have used a concept proposed in [37]. Specifically, we have performed two experiments as follows: (i) Prepare an initial state $|+\rangle$, apply operation $\epsilon(\rho)$, and tomograph the output state $\epsilon(|+\rangle\langle +|)$. (ii) Do the same experiment with the initial state $|-\rangle$ and tomograph the output state $\epsilon(\rho)(|-\rangle\langle -|)$. Subsequently, we may compute $\epsilon(\rho_2)$ and $\epsilon(\rho_3)$ using the following equations.

$$\epsilon(\rho_2) = \epsilon(|+\rangle\langle +|) + i\epsilon(|-\rangle\langle -|) - (1+i)\frac{(\epsilon(\rho_1) + \epsilon(\rho_4))}{2}, \quad (8)$$

$$\epsilon(\rho_3) = \epsilon(|+\rangle\langle +|) - i\epsilon(|-\rangle\langle -|) - (1-i)\frac{(\epsilon(\rho_1) + \epsilon(\rho_4))}{2}. \quad (9)$$

We have used the above scheme to perform QPT of all the single-qubit gates on IBM's quantum processors IBM QX4 (for all the possible positions of the gates) and IBM QX2 (while the gate to be tomographed is placed in the third qubit line only). Results of QPT has been reported in Sec. 4 and summarized in Table 3 for IBM QX4 processor and in Table 4 for IBM QX2 processor.

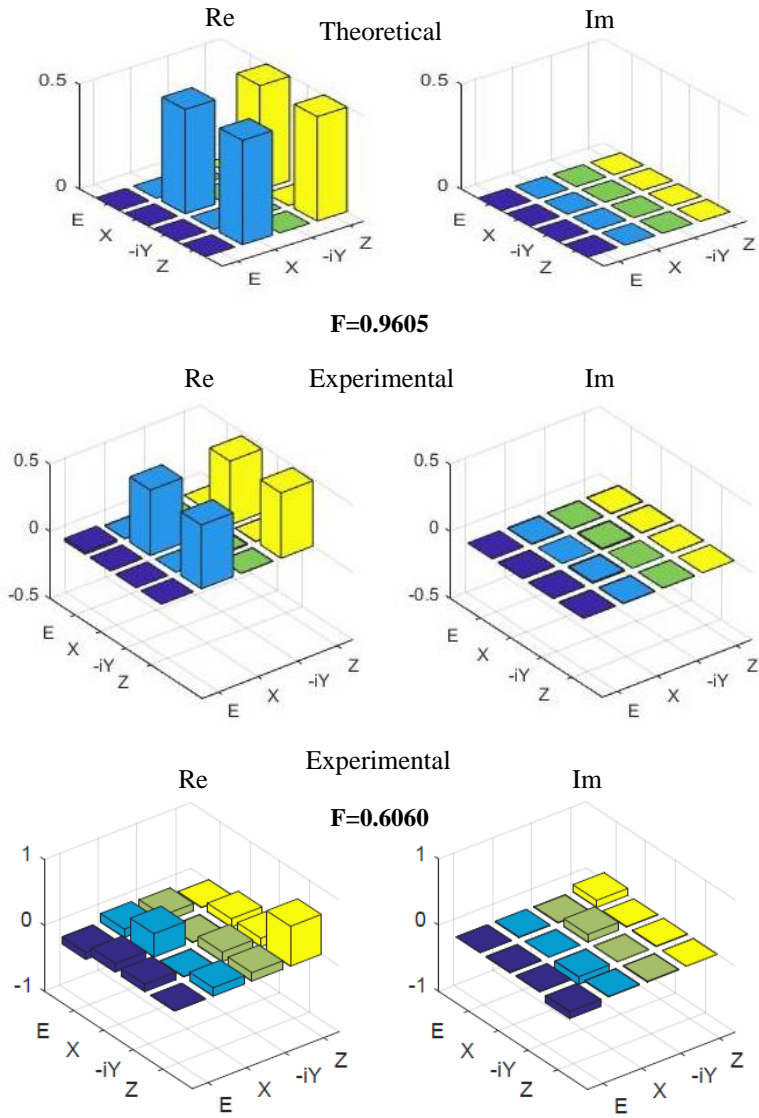


Figure 2: χ matrices for Hadamard gate obtained from standard quantum process tomography procedure. For the purpose of comparison theoretical χ matrices (top trace) and experimental matrices for both IBM QX4 (middle trace) and IBM QX2 (bottom trace) respectively. Left and right columns contain real and imaginary parts of χ matrix. Fidelity of the Hadamard gates in the two architectures are 0.9650 and 0.6060.

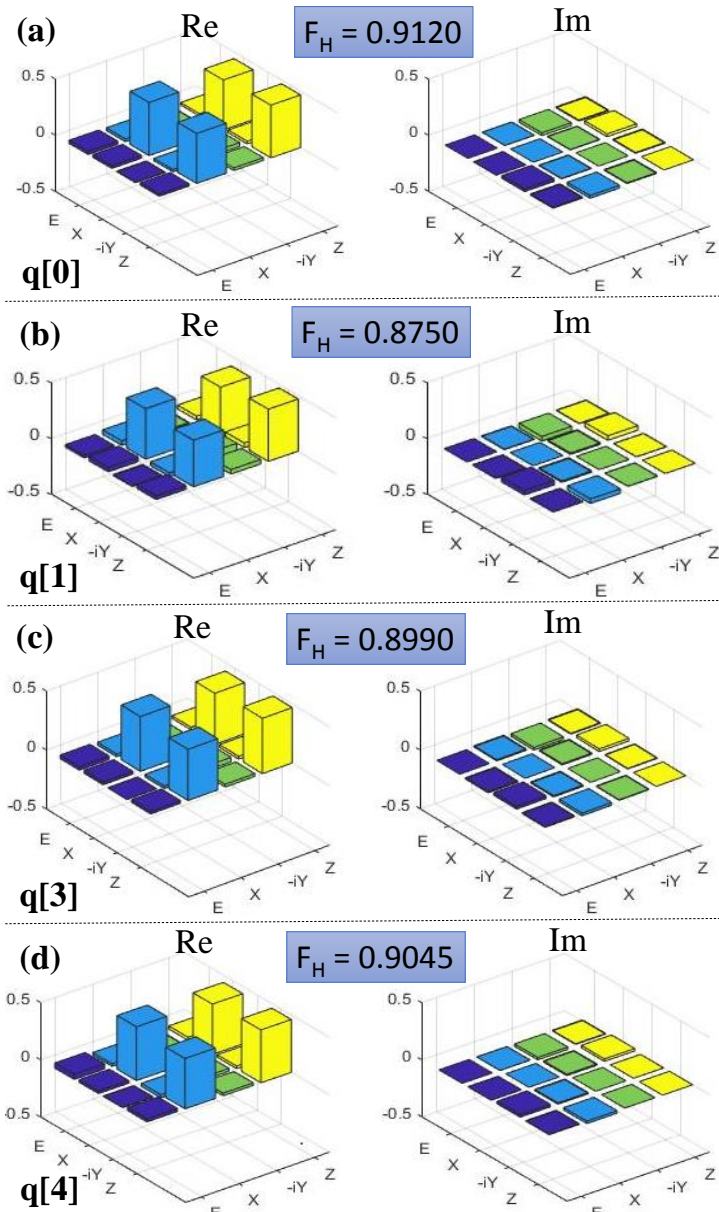


Figure 3: χ matrices for Hadamard gate applied on different qubits. (a) q[0], (b) q[1], (c) q[3], (d) q[4]. Real and imaginary parts of χ matrix are arranged as in Fig. 2.

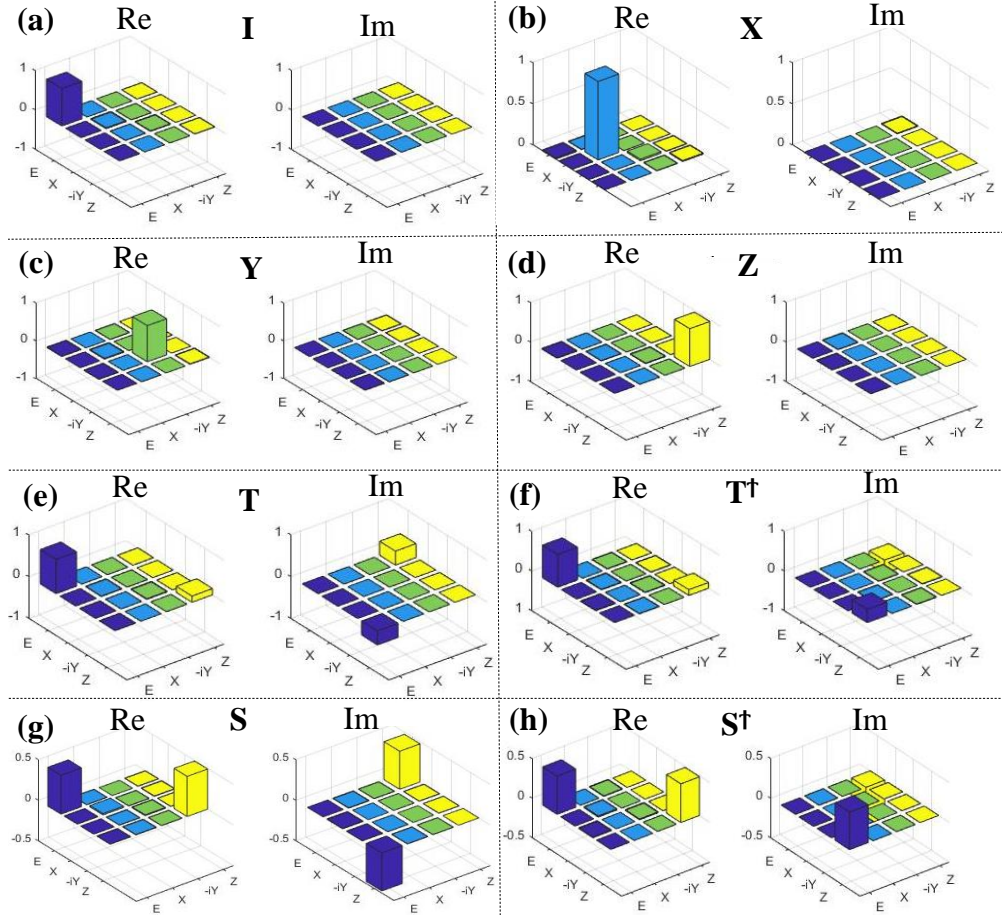


Figure 4: χ matrices for various single-qubit gates in IBM's gate library i.e., Clifford+T library applied on qubit q[2] of IBM QX4 processor. (a) I , (b) X , (c) Y , (d) Z , (e) T , (f) T^\dagger , (g) S , (h) S^\dagger . Again real and imaginary parts of χ matrix are arranged as in Fig. 2.

Qubit number q[i]	q[0]	q[1]	q[2]	q[3]	q[4]
I	0.9260	0.9073	0.9540	0.9090	0.8872
X	0.9093	0.8850	0.9535	0.8958	0.8855
Y	0.9145	0.8890	0.9515	0.8930	0.8845
Z	0.8222	0.8925	0.9573	0.9042	0.8920
H	0.9120	0.8750	0.9605	0.8990	0.9045
T	0.9111	0.9150	0.9611	0.8846	0.8975
T [†]	0.9049	0.9391	0.9604	0.8688	0.7841
S	0.8978	0.9147	0.9560	0.8958	0.8978
S [†]	0.9045	0.9445	0.9603	0.8885	0.7948

Table 3: Fidelities of experimental χ matrices with theoretical χ matrices for all the single-qubit gates that can be implemented in IBM QX4 quantum processor. The first row is qubit index q[i] as mentioned in IBM quantum computer. Corresponding gates for rows numbers (2-9) are : I, X, Y, Z, H, T, T[†], S, and S[†].

Gates	I	X	Y	Z	H	T	T [†]	S	S [†]
Fidelities	0.4855	0.4792	0.9487	0.7190	0.6060	0.9453	0.4746	0.9317	0.9419

Table 4: Fidelities of experimental χ matrices with theoretical χ matrices for all the single-qubit gates are obtained by placing the on the third-qubit line in IBM QX2 processor. Corresponding gates for columns (2-9) are : I, X, Y, Z, H, T, T[†], S, and S[†].

4 Results and Discussions

Following the procedure described in the previous section, QPT for various single-qubit gates that can be realized on IBM’s quantum computing architectures have been performed. Representative results for IBM QX4 are illustrated in Fig. 2, 3, and 4. These results may be used to compute fidelity. In fact, fidelity [43] of experimentally obtained χ matrices with the theoretical ones may be viewed as the gate fidelity and it may be computed by using the following formula

$$F(\chi_{th}, \chi_{exp}) = \frac{\text{Tr}(\chi_{exp} \chi_{th}^\dagger)}{\sqrt{\text{Tr} \chi_{th}^\dagger \chi_{th}} \sqrt{\text{Tr} \chi_{exp}^\dagger \chi_{exp}}}. \quad (10)$$

Here, χ_{th} and χ_{exp} are theoretical and experimental χ matrices, respectively. We perform QPT of all the gates namely, (a) I, (b) X, (c) Y, (d) Z, (e) T, (f) T[†], (g) S, (h) S[†] for all qubit lines for IBM QX4 architecture and for the third qubit line (i.e., q[2]) for IBM QX2. Fidelities for all the single-qubit gates and for all the possible qubit lines for IBM QX4 are given in Table 3. Similarly, in Table 4, we provide the results for IBM QX2. In Fig. 2, we show real and imaginary part of χ matrix for H gate on third-qubit for both processors. χ matrices for IBM QX2 with fidelity $F_H=0.9650$ are shown in middle trace and for IBM QX4 with fidelity $F_H=0.6060$ are shown in lower trace. Furthermore, in Fig. 3 we report real and imaginary part of χ matrices for H applied on all qubits along with their fidelities. Real and imaginary part of χ matrices for all the gates applied on third-qubit, for IBM QX2 architecture are shown in Fig. 4. Results of QPT have been summarized in Table 4 for IBM QX2 processor and in Table 3 for IBM QX4 processor. Comparing the values of fidelity mentioned in these two tables, one can easily conclude that the IBM QX2 would usually perform better than IBM QX4, as IBM QX4’s gate fidelity is always higher than that of IBM QX2 (except for the case of Y gate). The comparison should actually be made with the other technologies. In what follows, we have tried to do so.

We may compare our results with other reported QPT results to develop a feeling about the quality (goodness) of single-qubit gates that can be implemented in IBM’s quantum computing architecture. For example, single-qubit gate fidelity, in superconducting qubit based architecture has been reported as 98 % [44], in nitrogen vacancy center based architecture has been reported as 99 % [45], and average fidelity of single-qubit gates in nuclear magnetic resonance architecture has been reported as 98 % [20]. A glance on our results reveals H gate on third-qubit line has the best gate fidelity with maximum fidelity of 0.9650 (cf. Fig. 2). A comparison of IBM’s best gate fidelity with gate fidelities

achieved in other architectures reveal that the quality of the gates implemented in IBM quantum processors are lower in comparison to other architectures. Although there are several process tomography techniques and which one to use is subject of their best applicability, unfortunately measures for the goodness of gates used in these techniques are not monotone of each other, so a direct comparison of gate fidelities from two techniques (for example as in present case Randomized Bench Marking [46] and standard QPT [1]) is neither feasible [47] nor is the aim of the present study, instead we just wish to report bad quality of single-qubit gates as revealed by standard quantum process tomography.

5 Conclusions

IBM quantum computers allow a user to utilize gates from the Clifford+T gate library with some restrictions on the applicability of CNOT gates based on the selected architecture. As this work is focused on the QPT of single-qubit gates, we can ignore the restrictions on the applicability of CNOT gates. In this work, we have performed QPT for all the single-qubit gates that can be implemented in IBM QX2 and IBM QX4 architectures. For the IBM QX4 architecture gate fidelities are obtained for all the possible positions of the gates (i.e., gate fidelity is computed by placing each of the gates in all five qubit lines), whereas for IBM QX2, the task is performed for third qubit line alone. The results show that except for the Y gate, the fidelity of the quantum gates implemented in IBM QX4 is better than the same in IBM QX2. Further, it's observed that the obtained gate fidelity is often lower than the corresponding values obtained earlier using NMR and other technologies. In brief, the quality of the gates implemented in IBM QX2 and IBM QX4 are not at par with the best results produced in other technologies. This is what has led to lower state fidelity in various cases reported earlier. Further this limitation of the gates has restricted the maximum number gates that can be applied in a particular architecture of IBM quantum computers. This also indicates that the superconductivity-based technology used in IBM quantum computers need to be improved considerably before a scalable quantum computer can be built using this technology. Here comes the most important relevance of the present work- as it provides a method for complete characterization of the process, it may be used to improve the control fields and thus help in the journey of building scalable (or at least relatively bigger) quantum computers. Further, the procedure devised here is quite general, and can easily be extended to the other architectures and for the computation of gate fidelity of CNOT gate, which is the only two qubit gate allowed by IBM quantum computers. Keeping these points in mind, we conclude this article with an optimistic view that the present work will not only provide physical insights into the earlier reported results, it will also contribute to the future development of the related technologies.

Acknowledgment: AP and AS thank Defense Research and Development Organization (DRDO), India for the support provided through the project number ERIPR/ER/1403163/M/01/1603. AS also thanks University of Science and Technology of China, Hefei, People republic of China for their support.

References

- [1] Chuang, I. L., Nielsen, M. A.: Prescription for experimental determination of the dynamics of a quantum black box. *J. Mod. Opt.* **44**, 2455–2467 (1997)
- [2] Poyatos, J., Cirac, J. I., Zoller, P.: Complete characterization of a quantum process: the two-bit quantum gate. *Phys. Rev. Lett.* **78**, 390–393 (1997)
- [3] I. L. Chuang, N. Gershenfeld, M. G. K., Leung, D. W.: Bulk quantum computation with nuclear magnetic resonance: theory and experiment. *Proc. R. Soc. Lond., Ser A* **454**, 447 (1998)
- [4] Childs, A. M., Chuang, I. L., Leung, D. W.: Realization of quantum process tomography in NMR. *Phys. Rev. A* **64**, 012314 (2001)
- [5] Weinstein, Y. S., Havel, T. F., Emerson, J., et al.: Quantum process tomography of the quantum fourier transform. *J. Chem. Phys.* **121**, 6117–6133 (2004)
- [6] De Martini, F., Mazzei, A., Ricci, M., D'Ariano, G. M.: Exploiting quantum parallelism of entanglement for a complete experimental quantum characterization of a single-qubit device. *Phys. Rev. A* **67**, 062307 (2003)
- [7] Altepeter, J. B., Branning, D., Jeffrey, E., et al.: Ancilla-assisted quantum process tomography. *Phys. Rev. Lett.* **90**, 193601 (2003)

- [8] O'Brien, J. L., Pryde, G. J., Gilchrist, A., et al.: Quantum process tomography of a controlled-NOT gate. *Phys. Rev. Lett.* **93**, 080502 (2004)
- [9] Mitchell, M. W., Ellenor, C. W., Schneider, S., Steinberg, A. M.: Diagnosis, prescription, and prognosis of a Bell-state filter by quantum process tomography. *Phys. Rev. Lett.* **91**, 120402 (2003)
- [10] Riebe, M., Kim, K., Schindler, P., et al.: Process tomography of ion trap quantum gates. *Phys. Rev. Lett.* **97**, 220407 (2006)
- [11] Hanneke, D., Home, J. P., Jost, J. D., et al.: Realization of a programmable two-qubit quantum processor. *Nature Phys.* **6**, 13 (2010)
- [12] Neeley, M., Ansmann, M., Bialczak, R. C., et al.: Process tomography of quantum memory in a josephson-phase qubit coupled to a two-level state. *Nature Phys.* **4**, 523 (2008)
- [13] Chow, J. M., Gambetta, J. M., Tornberg, L., et al.: Randomized benchmarking and process tomography for gate errors in a solid-state qubit. *Phys. Rev. Lett.* **102**, 090502 (2009)
- [14] Bialczak, R. C., Ansmann, M., Hofheinz, M., et al.: Quantum process tomography of a universal entangling gate implemented with josephson phase qubits. *Nature Phys.* **6**, 409 (2010)
- [15] Yamamoto, T., Neeley, M., Lucero, E., et al.: Quantum process tomography of two-qubit controlled-Z and controlled-NOT gates using superconducting phase qubits. *Phys. Rev. B* **82**, 184515 (2010)
- [16] Chow, J. M., Córcoles, A. D., Gambetta, J. M., et al.: Simple all-microwave entangling gate for fixed-frequency superconducting qubits. *Phys. Rev. Lett.* **107**, 080502 (2011)
- [17] Dewes, A., Ong, F. R., Schmitt, V., et al.: Characterization of a two-transmon processor with individual single-shot qubit readout. *Phys. Rev. Lett.* **108**, 057002 (2012)
- [18] Zhang, J., Souza, A. M., Brandao, F. D., Suter, D.: Protected quantum computing: interleaving gate operations with dynamical decoupling sequences. *Phys. Rev. Lett.* **112**, 050502 (2014)
- [19] Howard, M., Twamley, J., Wittmann, C., et al.: Quantum process tomography and linblad estimation of a solid-state qubit. *New J. Phys.* **8**, 33 (2006)
- [20] Shukla, A., Mahesh, T.: Single-scan quantum process tomography. *Phys. Rev. A* **90**, 052301 (2014)
- [21] Pogorelov, I., Struchalin, G., Straupe, S., et al.: Experimental adaptive process tomography. *Phys. Rev. A* **95**, 012302 (2017)
- [22] Branderhorst, M., Nunn, J., Walmsley, I., Kosut, R.: Simplified quantum process tomography. *New J. Phys.* **11**, 115010 (2009)
- [23] Wu, Z., Li, S., Zheng, W., Peng, X., Feng, M.: Experimental demonstration of simplified quantum process tomography. *J. Chem. Phys.* **138**, 024318 (2013)
- [24] Dobrovitski, V., De Lange, G., Riste, D., Hanson, R.: Bootstrap tomography of the pulses for quantum control. *Phys. Rev. Lett.* **105**, 077601 (2010)
- [25] Gaikwad, A., Rehal, D., Singh, A., Dorai, K., et al.: Experimental demonstration of selective quantum process tomography on an NMR quantum information processor. *Phys. Rev. A* **97**, 022311 (2018)
- [26] Mohseni, M., Lidar, D.: Direct characterization of quantum dynamics. *Phys. Rev. Lett* **97**, 170501 (2006)
- [27] IBM Quantum Computing Platform. <http://research.ibm.com/ibm-q/qx/> (2016). Online accessed 04-May-2016
- [28] Ibmqx2 quantum processor. <https://quantumexperience.ng.bluemix.net/qx/editor> (2016)
- [29] Devitt, S. J.: Performing quantum computing experiments in the cloud. *Phys. Rev. A* **94**, 032329 (2016)

- [30] Wang, Y., Li, Y., Yin, Z.-q., Zeng, B.: 16-qubit IBM universal quantum computer can be fully entangled. arXiv preprint arXiv:1801.03782 (2018)
- [31] Kandala, A., Mezzacapo, A., Temme, K., et al.: Hardware-efficient variational quantum eigensolver for small molecules and quantum magnets. *Nature* **549**, 242 (2017)
- [32] Dall’Arno, M., Buscemi, F., Vedral, V.: Device-independent inference of physical devices: theory and implementation. arXiv preprint arXiv:1805.01159 (2018)
- [33] Sisodia, M., Shukla, A., Thapliyal, K., Pathak, A.: Design and experimental realization of an optimal scheme for teleportation of an n-qubit quantum state. *Quantum Inf. Process.* **16**, 292 (2017)
- [34] Sisodia, M., Shukla, A., Pathak, A.: Experimental realization of nondestructive discrimination of Bell states using a five-qubit quantum computer. *Phys. Lett. A* **381**, 3860–3874 (2017)
- [35] Satyajit, S., Srinivasan, K., Behera, B. K., Panigrahi, P. K.: Discrimination of highly entangled Z-states in IBM quantum computer. arXiv preprint arXiv:1712.05485 (2017)
- [36] IBMQX2 Architecture. "<https://github.com/IBM/qiskit-qx-info/blob/master/backends/IBMQx2/README.md>" (2017)
- [37] Nielsen, M. A., Chuang, I. L.: *Quantum computation and quantum information*. Cambridge university press (2010)
- [38] IBMQX4 Architecture. "<https://github.com/IBM/qiskit-qx-info/blob/master/backends/IBMQx4/README.md>" (2017)
- [39] Behera, B. K., Banerjee, A., Panigrahi, P. K.: Experimental realization of quantum cheque using a five-qubit quantum computer. *Quantum Inf. Process.* **16**, 312 (2017)
- [40] Behera, B. K., Reza, T., Gupta, A., Panigrahi, P. K.: Designing quantum router in IBM quantum computer. arXiv preprint arXiv:1803.06530 (2018)
- [41] Cory, D. G., Laflamme, R., Knill, E., et al.: NMR based quantum information processing: achievements and prospects. *Fortschritte der Physik* **48**, 875–907 (2000)
- [42] Cory, D. G., Fahmy, A. F., Havel, T. F.: Ensemble quantum computing by nmr spectroscopy. *Proc. Natl. Acad. Sci. USA* **94**, 1634 (1997)
- [43] Zhang, J., Souza, A. M., Brandao, F. D., Suter, D.: Protected quantum computing: interleaving gate operations with dynamical decoupling sequences. *Phys. Rev. Lett.* **112**, 050502 (2014)
- [44] Lucero, E., Hofheinz, M., Ansmann, M., et al.: High-fidelity gates in a single josephson qubit. *Phys. Rev. Lett.* **100**, 247001 (2008)
- [45] Doherty, M. W., Manson, N. B., Delaney, P., et al.: The nitrogen-vacancy colour centre in diamond. *Physics Reports* **528**, 1 (2013)
- [46] Chow, J., Gambetta, J. M., Tornberg, L., et al.: Randomized benchmarking and process tomography for gate errors in a solid-state qubit. *Phys. Rev. Lett.* **102**, 090502 (2009)
- [47] Mohseni, M., Reza khani, A., Lidar, D.: Quantum-process tomography: resource analysis of different strategies. *Phys. Rev. A* **77**, 032322 (2008)