

Leveraging WordNet for weight initialization in Neural Language Models

Ameet Deshpande and Vedant Somani

Indian Institute of Technology, Madras

Abstract. Semantic Similarity is an important application which finds its use in many downstream NLP applications. Though the task is mathematically defined, semantic similarity's essence is to capture the notions of similarity impregnated in humans. Machines use some heuristics to calculate the similarity between words, but these are typically corpus dependent or are useful for specific domains. The difference between Semantic Similarity and Semantic Relatedness motivates the development of new algorithms.

For a human, the word car and road are probably as related as car and bus. But this may not be the case for computational methods. Ontological methods are good at encoding Semantic Similarity and Vector Space models are better at encoding Semantic Relatedness. There is a dearth of methods which leverage ontologies to create better vector representations.

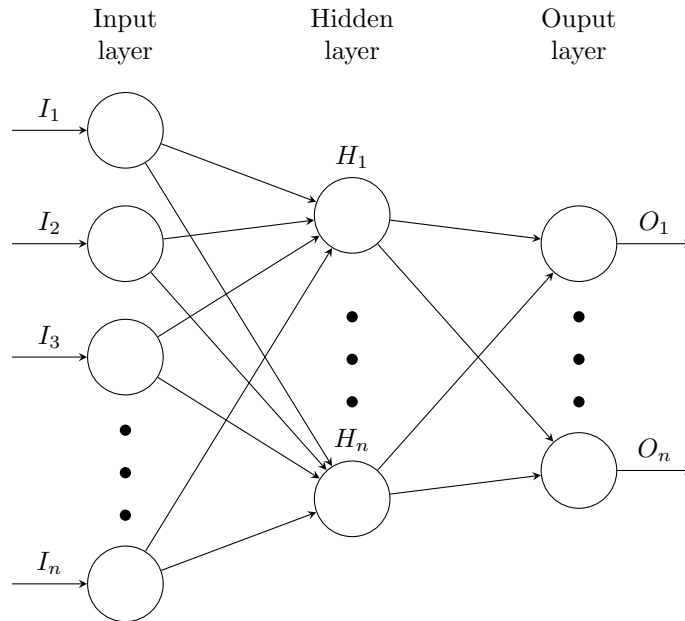
The aim of this proposal is to explore in the direction of a hybrid method which combines statistical/vector space methods like Word2Vec and Ontological methods like WordNet to leverage the advantages provided by both.

Keywords: Word Vectors · WordNet · Weight-Initialization

1 Weight Initialization

1.1 Motivation

Pre-training has been recognized for long to be useful to train Neural Networks. The large number of local optimas, and the combinatorial number of equally optimal solutions mean that the initial weight has a large effect on the final answer. Just to represent the combinatorics involved in the problem, consider the following simple Neural Network with just one optimal solution. Fully Connected layers mean that there can be $n!$ different combinations for the same values of weights, which mean that there could be $> n!$ solutions which yield the same globally optimal value. The situation can easily get more complicated for local optimas, something Neural Networks end up being stuck at quite often.



Work on Unsupervised Pre-training [1] showed the immense importance of Weight Initialization. An unsupervised objective is used in their work and they claim that the weight initialization determines which optima the model reaches, as illustrated by the following figure. Staring at $t = 0$ and $t = 4$ will yield different minimas.

Transfer Learning [2] is yet another way to utilize weight initialization. The concept of Transfer Learning has been examined by [3]. The two key constraints are pointed out by them are, what all weights to transfer (relating to co-adaptability of the layers) and the negative effect on the optimization of the higher level layers (how to build higher level features using lower level features of non-target task). It should be clear that, the fact that we are using a single layer Neural Network (Word2vec) alleviates both these issues.

Our work is similar to Transfer Learning in many aspects, but the fact that the neural networks being used are shallow gives a feel of Weight Initialization rather than reusability of weights. Nevertheless, we show in the experiments section that our method can give better performance than without initialization.

The final motivation to use weight initialization is to reduce the training time. We hypothesize that if the initialized weights are already good enough for most aspects, the number of epochs taken to fine tune them will be much lesser than what would be required to train them from scratch.

1.2 Using WordNet for initialization

The importance of weight initialization also makes it crucial to ensure the weights initialized are useful for a large range of tasks. The Word2vec model (detailed in

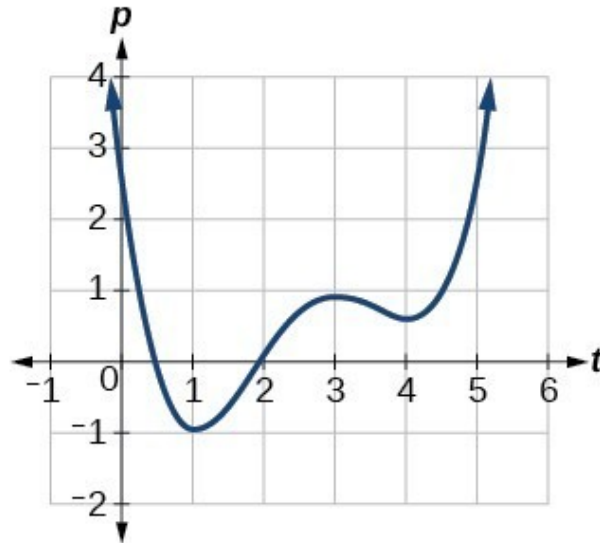


Fig. 1. Multiple Minimas

the next section) works with context words. The following characteristics were identified as important to ensure good initialization.

- Small Corpus so that training time is reduced
- Large vocabulary size to ensure sufficient coverage
- Representative Context words even with small corpus

A dictionary seemed like a good option which has all the above characteristics. WordNet [4] in particular is arranged in a hierarchy and we thought that the context words and examples used to create them will also encode this hierarchy in some way. Other successes [5] of algorithms which use WordNet glosses motivated us to use this corpus.

2 Method

The work in [7] introduces models to learn word embeddings in a corpus. Specifically the work introduces the CBOW (Continuous bag of words) model in which the model predicts the word given the context of words. It also introduces the Skipgram architecture which weighs nearby context words more than the distant ones.

As stated in the earlier section, a dictionary type of corpus was deemed fit for a good initialization. We were motivated to use the WordNet glosses for the same. The model was trained on the word definitions from wordnet to learn the

initial word weights. We tried the learning algorithm on different variants of the wordnet gloss corpus. The details of which are as follows :

- The corpus was created by appending to each word, it’s definition. For example ”enamel any smooth glossy coating that resembles ceramic glaze” is a part of the corpus and this sentence was formed by concatenating ”enamel” and it’s gloss ”any smooth glossy coating that resembles ceramic glaze”. Let us call this *wordnetOnce*.
- Another corpus was created by inserting the word into the gloss definition. For example, ”enamel any enamel smooth enamel glossy enamel coating enamel that enamel resembles enamel ceramic enamel glaze” is a part of the corpus and this sentence was formed by inserting ”enamel” in between it’s gloss definition which is ”any smooth glossy coating that resembles ceramic glaze”. Let us call this *wordnetMultiple*

The model was trained as CBOW and it turned out that the corpus *wordnetOnce* performed better. The similarity between ”banana” and ”fruit” was reported as 0.442 by wordnetOnce and 0.253 by wordnetMultiple. Thus we have used the wordnetOnce corpus for rest of the experiments.

We also experimented if CBOW or Skipgram performs better. We found (sub-

wordnetOnce	wordnetMultiple window size -2	wordnetMultiple window size -8
Musa	Monstera	banana
bananas	bananas	Citron
fruit	Treelike	Monstera
Phillippine	perfumed	Glycerine
Hazel	banana	Tent
Shrubby	Crescent-shaped	Apricot
Citrus	Marang	Write
Liquidambar	Anaras	Corozo
buckthorn	Kernels	One-seeded

Table 1. Similar words to banana

sequent sections) that both the models’ performance is very similar and hence we chose to run the experiments using the CBOW model.

3 Evaluation

3.1 WordSim

The WordSim-353[9] dataset contains English word pairs along with human-assigned similarity judgements. During evaluation, we calculate the similarity between the 353 word pairs mentioned in the WordSim-353 dataset and try to

find the correlation between the similarity values as depicted in the dataset compared to the values given by the models.

We use the Spearman correlation metric as opposed to Pearson. Spearman is a correlation test which assesses how well the relationship between two ranked variables is.

Spearman: Spearman is a rank correlation measure which is used to measure the degree of association between the two variables. The following formula is used to calculate Spearman rank correlation:

$$\rho = 1 - \frac{6 \sum d_i^2}{n(n^2 - 1)}$$

Fig. 2. Spearman Rank Correlation

where d_i is the difference between the ranks of corresponding variables and n is the number of observations.

3.2 Word Analogy

One of the goals was to test the obtained vectors' performance on the analogy task. The work in [10] states that the vector representations learnt by the word2vec models capture complex relations like word analogies as well. An analogy task would be of the type - "What is the word that is similar to *small* in the same sense as *biggest* is similar to *big*?"

The test was run on the family test set present in [8]. Suppose the test was on *boy:girl :: brother:sister*, we then find the vector $v^* = v(\text{brother}) - v(\text{sister}) + v(\text{boy})$, and then we search for the 10 closest (via cosine similarity) words to v^* . We say that the model performed correct for this testcase, if *girl* was among the 10 most similar words, and we say that the model performed incorrect for the testcase.

Eventually we report an accuracy measure over 506 test cases where the accuracy is

$$\frac{\#correct_test_cases}{\#correct_test_cases + \#incorrect_test_cases}$$

The table 2 are few sets of words of the form *word1:word2 :: word3:word4* from the test set.

Table 2. Analogy task example set

word1	word2	word3	word4
boy	girl	brother	sister
brother	sister	dad	mom
father	mother	king	queen
grandfather	grandmother	grandpa	grandma
groom	bride	prince	princess
uncle	aunt	man	woman
son	daughter	nephew	niece

Table 3. Classifying the performance of model over test-case

word1	word2	word3	10 closest words predicted	word4	Remark
boy	girl	brother	brother daughter wife wife, sister son father mother lover nephew	sister	Correct
boy	girl	dad	girl chipotle mammal blue-violet thyrsus rosette hedgerow volva lubrica scherzerianum	mom	Incorrect

4 Experiments

4.1 Corpus Details

For the experiments conducted we primarily used the British National Corpus[11] and the partial wikipedia corpus[12]. In particular, we will refer to the following corpora as mentioned below.

- B - This is subset ‘B’ of the British National Corpus

- AB - This is the concatenation of ‘A’ and ‘B’ subsets.
- ABC - This is the concatenation of ‘A’, ‘B’ and ‘C’ subsets
- Partial Wikipedia / enWiki - This dataset comprises of the first billion characters from wikipedia. This amounts to less than 10% of the information available on the wikipedia and can be found in [12]

4.2 Skipgram vs CBOW

We ran the experiments on the AB corpus once using the skipgram model and then using the CBOW model, both with a window size of 8. The observations are plotted below:

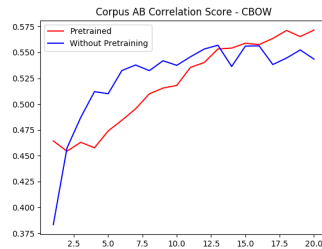


Fig. 3. CBOW

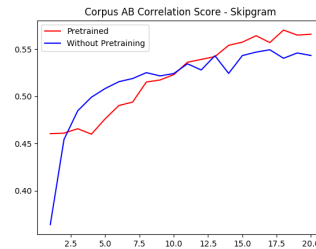


Fig. 4. Skipgram

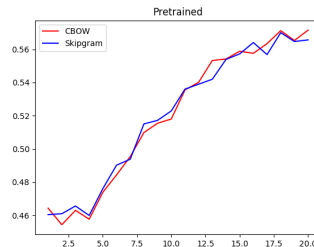


Fig. 5. Pretrained

Fig. 6. CBOW vs Skipgram

We conclude that the observations are very close, and there is no significant difference in performance. Hence we chose to run the further experiments on the CBOW model.

4.3 Performance of pretrained vectors compared to non-pretrained vectors given equivalent training

Four corpora, referred as B, AB, ABC and Partial Wikipedia were used to run these experiments. Vector embeddings were learnt by the CBOW word2vec

model with a window size of 8.

Let us call, the word vectors learnt on the *wordnetOnce* corpus as *wordnetVectors*. The experiments were run once by initializing the word vectors to *wordnetVectors*. We call this the Pretrained setup, and the they were then run without any extra initialization, which we refer to as the Without Pretraining Setup. Following are the observations of how the vectors performed on correlation scores with the wordsim.

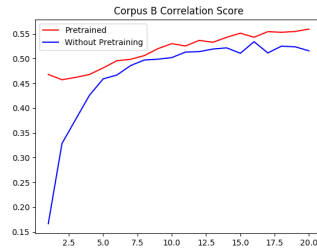


Fig. 7. Corpus B

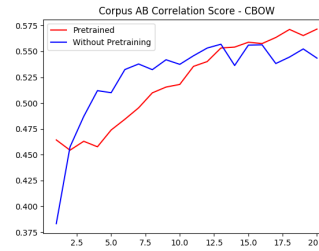


Fig. 8. Corpus AB

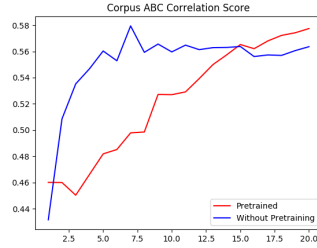


Fig. 9. Corpus ABC

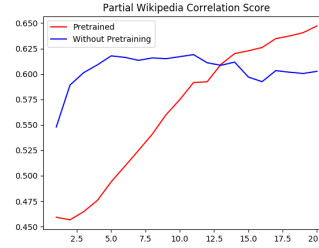


Fig. 10. Corpus Partial Wikipedia

Fig. 11. Correlation Score - Pretrained vs Without Pretraining

From the figure 11 we can observe that after sufficient amount of training, the experiments in which the vectors were pretrained give better correlation scores with wordsim when compared to the ones without any particular word vector initialization. The effect is more clearly visible when the training for word vectors is done for more number of epochs. The partial wikipedia corpus when trained for **40 epochs**, gave a correlation score of **0.6598** when the word vectors were initialized with pretrained word vectors on *wordnetOnce* corpus as compared to the correlation score of **0.5759** when there was no vector initialization done.

Given above evidence we conclude that vectors pretrained with *wordnetOnce*

corpus give better similarity scores than the vectors which are learnt without any pretraining.

4.4 Given the correlation score to achieve compare training time across corpuses

The aim of this experiment was to find out the effect of pretraining in the training time. The experiment goal was to find out the number of epochs of pretrained vectors after which the correlation score with wordsim was greater than the correlation score obtained by training the vectors without initialization for 20 epochs. The observations are listed in table 4.

Table 4. Performance for desired correlation score

Corpus	Size	Correlation Score at 20 epochs Vectors without pretraining	# epochs for Pretrained vectors
B	39MB	0.5159	9
AB	118MB	0.5435	13
ABC	217MB	0.5636	15
Partial Wikipedia	954MB	0.6026	13

From Table 4 it is quite evident that **pretraining helps reduce the training time** too, while trying to achieve a particular correlation score.

4.5 Variation of correlation score for a given training time, varying size of corpus

Trying to understand the effect of pretraining across corpora of different sizes, we split the partial wikipedia (enwiki) corpus into parts of 239MB, 477MB, 716MB and 954MB (full corpus) and learnt the vector representations in the case of pretraining and also without pretraining. The training algorithm was run for 20 epochs and the observations are reported in table 5.

Table 5. Effect on varying corpus size

Corpus	Size	Correlation Score Without Pretraining	Correlation Score With Pretraining
$\frac{enwiki}{4}$	239MB	0.6113	0.6479
$\frac{2*enwiki}{4}$	477MB	0.6215	0.6565
$\frac{3*enwiki}{4}$	716MB	0.6186	0.6479
$\frac{4*enwiki}{4}$	954MB	0.6026	0.6472

One of the observations we can draw is that after 20 epochs all the above corpora perform better when they are pretrained than when no pretraining is

done. Another interesting observation is that there is no significant difference in correlation score across different sizes, owing to the similar nature of the corpora. Thus for better vector representations we do not necessarily have to train with full data.

4.6 Performance on analogy task

For the experiments conducted, evaluation was also done on the accuracy score on the analogy task as described in the earlier sections. The results are plotted in the figure 16.

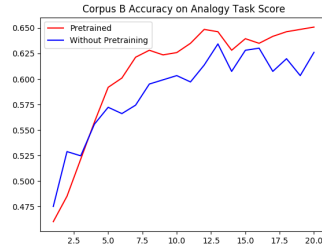


Fig. 12. Corpus B

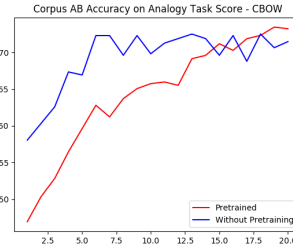


Fig. 13. Corpus AB

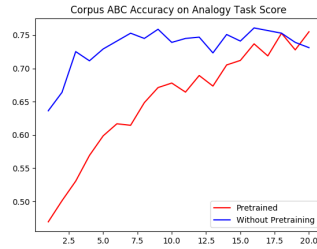


Fig. 14. Corpus ABC

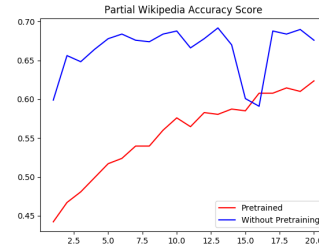


Fig. 15. Corpus Partial Wikipedia

Fig. 16. Accuracy Score on Analogy Task - Pretrained vs Without Pretraining

On this made up Word Analogy task as well, we can see that Pre-training seems to give a better analogy score than without pre-training. On the partial Wikipedia corpus however, we don't see a better score. These experiments are not as decisive as the previous experiments, but we could still claim that it is giving an improvement on smaller corpus sizes. The Partial Wikipedia corpus is slightly bigger than the other 3 corpora considered.

We thus conclude that in the best case pre-training helps in Analogy tasks for small corpora and in the worst case it does not degrade the performance.

Note the Word Analogy is almost never the main property we look for in Word Vectors. Correlation score or some extrinsic measure is more reliable because of the nuances present in Word Analogy.

5 Domain Transfer

Since WordNet is a general corpus, it may not be able to model domain specific vectors well. It is well known that “meaning” changes with the domain. Domain adaptation aims to minimize the computation so as to have vectors which are suited to multiple domains. Experiments were conducted to check the transferability of the WordNet vectors to a relatively niche domain. More specifically, the *sci.med* category from 20 Newsgroups [6] was used to see how well WordNet vectors can adapt to the Medical Domain.

Experiments are conducted with and without pre-trained vectors and evaluation is four fold.

1. Correlation scores on WordSim
2. Word Analogy score
3. Similarity of words from medical domain
4. Similarity of general words

The motivation for the first three parts is clear and the fourth evaluation is to check if training on another corpus degrades the previously encoded useful information. We definitely expect some decrease in the same, but the disparity between the values is what we want to check.

The following are the set of words that are used for the medical domain. The words were chosen such that each word has at least 25 occurrences in *sci.med* corpus, and a few of the pairs had sufficiently different meaning in the medical domain as compared to colloquial language.

Table 6. Medical Words

doctor	nurse
doctor	syringe
doctor	medicine
syringe	medicine
hospital	nurse
disease	medicine
hospital	nurse
hospital	health
health	medicine
hospital	problem
treatment	cancer
breast	cancer
database	medical
depression	medicine
depression	chemical
family	planning
children	vaccine

Similarly, the following were the general words used.

Table 7. General Words

school	children
university	students
company	industry
boy	girl
mother	father
national	international
library	books

The words from Table 6 are expected to have a high similarity when trained only on the *sci.med* corpus because of high occurrence and less polysemy in domain specific corpus. The following are the similarity scores and their comparisons. The training was done for 20 epochs.

Table 8. Comparisons on words from Medical Domain

Word 1	Word 2	Sci.med	Pretrained	WordNet
doctor	nurse	0.479	0.614	0.672
doctor	syringe	0.180	0.120	0.156
doctor	medicine	0.321	0.366	0.432
syringe	medicine	0.237	0.208	0.329
hospital	nurse	0.281	0.449	0.537
disease	medicine	0.255	0.357	0.438
hospital	nurse	0.281	0.449	0.537
hospital	health	0.390	0.459	0.518
health	medicine	0.353	0.415	0.492
hospital	problem	0.258	0.274	0.268
treatment	cancer	0.564	0.555	0.652
breast	cancer	0.647	0.508	0.588
database	medical	0.344	0.413	0.485
depression	medicine	0.200	0.162	0.227
depression	chemical	0.352	0.229	0.256
family	planning	0.326	0.256	0.231
children	vaccine	0.579	0.233	0.151

The conclusions that can be drawn from the above table are, for words on which WordNet already has a high similarity, the pre-trained words maintain that similarity, and for word pairs like “family, planning” and “children, vaccine” which have a low similarity in WordNet and higher similarity in *sci.med*, the similarity of pre-trained vectors increases.

The results in table 9 are for the general words. As expected, the pretrained vectors perform way better.

Table 9. Comparisons on general words

Word 1	Word 2	Sci.med	Pretrained	WordNet
school	children	0.034	0.462	0.463
university	students	0.275	0.425	0.435
company	industry	0.0434	0.524	0.520
boy	girl	0.089	0.804	0.863
mother	father	0.613	0.829	0.849
national	international	0.687	0.650	0.687
library	books	0.435	0.566	0.560

From the results in table 9, it can be seen that the pre-trained vectors are able to capture the nuances of the medical domain, while largely maintaining the

information it obtained when trained only on WordNet. Though there is some loss in similarity with respect to the vectors trained on just WordNet, the loss is very small in **all** the cases. We can conclude that WordNet can be adapted well in more niche domains because it naturally augments the knowledge it has acquired.

The words we have chosen to measure similarity are such that we want their correlation to be as high as possible. To pictorially represent the results, the following procedure was followed. For both set of words above, we measure the similarity of all the words after each epoch and then take an average. Ideally, the average should be taken, but since we created our own set weighing the word pairs based only on our prior experience may bias the results. We stuck to uniform weight for each word. Figure 17 plots the results for words in table 7.

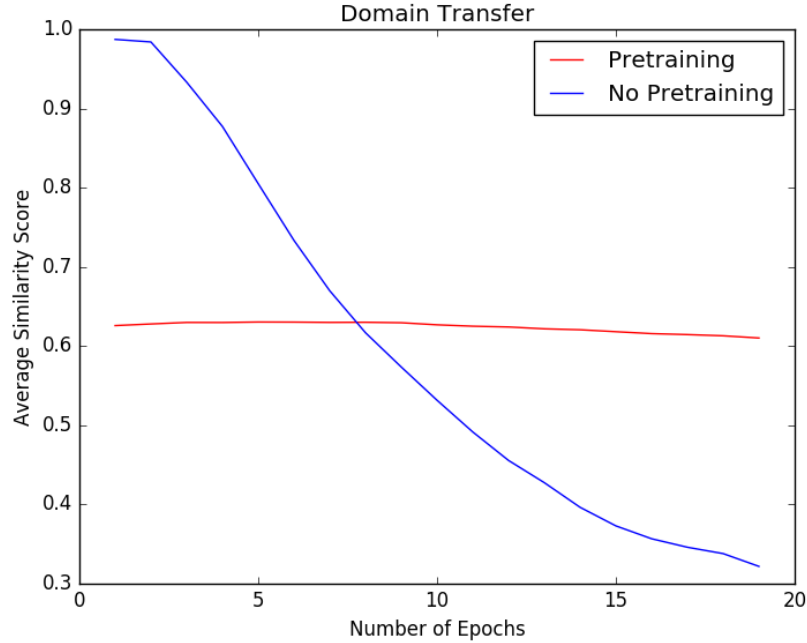


Fig. 17. General Words

As expected, the average score stays almost the same for pre-trained vectors because it has already been trained to do well on this data. Without pre-training, *sci.med* corpus is not able to find the correlation. We perform the same experiment with the domain specific words and the plot it in Figure 18.

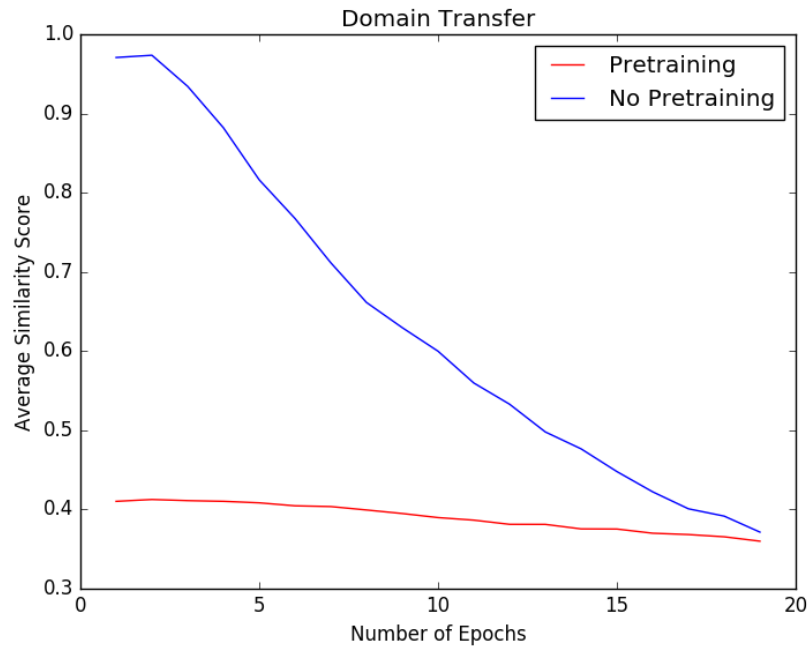


Fig. 18. Domain Specific Words

Figure 18 shows that the score for *Pretraining* remains almost constant, not changing much. The score for without Pre-training is that high initially because of the fact that all the similarities start from 0. Though the similarity score remained constant we could see that the scores are changing for many values. So we decided to measure the variance in scores to check if there are any changes.

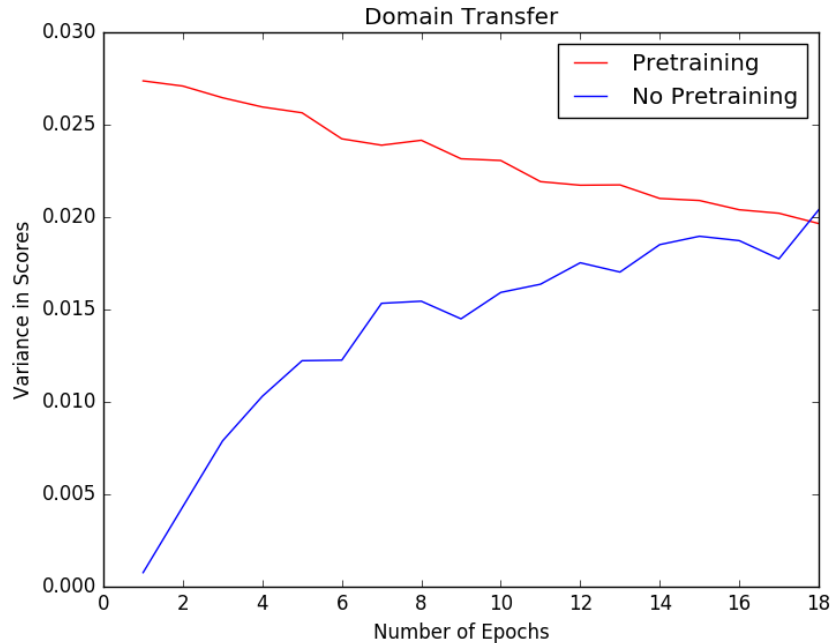


Fig. 19. Variance of scores

Results in Figure 19 are pretty revealing. Though the sum of the scores are remaining constant, the similarity is being distributed among words. This is because some words in the WordNet corpus have very high similarity as compared to the domain corpus and some words had lesser correlation. After seeing the new corpus, the model is trying to even out the scores because it has “realised” (through data) that the words are all somewhat equally similar, which is pretty amusing!

6 Conclusion

We observed the effect of weight initialization over the word vectors and correlation with the wordsim353 similarity scores. We conclude that when the weight initialization with word embeddings learnt over a dictionary like corpus, the pre-trained vectors perform better at word similarity task than the non-pretrained vectors. To reach an equivalent correlation score, the pre-trained vectors need lesser training time. In one of the experiments we also showed that we do not need the full corpus. A good representation subset of a corpus also gives similar performance, although a less sized corpus implies lesser training time.

References

1. Erhan, Dumitru, et al. "Why does unsupervised pre-training help deep learning?." *Journal of Machine Learning Research* 11.Feb (2010): 625-660.
2. Torrey, Lisa, and Jude Shavlik. "Transfer learning." *Handbook of Research on Machine Learning Applications and Trends: Algorithms, Methods, and Techniques 1* (2009): 242.
3. Yosinski, Jason, et al. "How transferable are features in deep neural networks?." *Advances in neural information processing systems*. 2014.
4. Miller, George A., et al. "Introduction to WordNet: An on-line lexical database." *International journal of lexicography* 3.4 (1990): 235-244.
5. Banerjee, Satanjeev, and Ted Pedersen. "An adapted Lesk algorithm for word sense disambiguation using WordNet." *International Conference on Intelligent Text Processing and Computational Linguistics*. Springer, Berlin, Heidelberg, 2002.
6. <https://archive.ics.uci.edu/ml/datasets/Twenty+Newsgroups>
7. Tomas Mikolov, Ilya Sutskever, Kai Chen, Greg Corrado, Jeffrey Dean, "Distributed Representations of Words and Phrases and their Compositionality"
8. <http://www.fit.vutbr.cz/~imikolov/rnnlm/word-test.v1.txt>
9. Agirre, Eneko, et al. "A study on similarity and relatedness using distributional and wordnet-based approaches." *Proceedings of Human Language Technologies: The 2009 Annual Conference of the North American Chapter of the Association for Computational Linguistics*. Association for Computational Linguistics, 2009.
10. Tomas Mikolov, Kai Chen, Greg Corrado, Jeffrey Dean, "Efficient Estimation of Word Representations in Vector Space"
11. <http://www.natcorp.ox.ac.uk/>
12. <http://mattmahoney.net/dc/enwik9.zip>