

Serving Marginalized Physics Students: an HLM Investigation of Collaborative Learning Environments

Ben Van Dusen & Jayson Nissen

CSU Chico

This study compares equity in 112 first-semester college physics courses from 17 institutions using three different operationalizations of equity. The courses used a mix of traditional and collaborative learning pedagogies. We disaggregated the collaborative-learning courses by those that use Learning Assistants (LA) to support small-group activities and those that do not. To create a more complete picture of whether these classroom contexts supported equity, we compared student outcomes using three different operationalizations of equity (Equity of Outcomes, Equity of Learning, and Equity of Individuality). The analysis focused on student's scores on concept inventories administered as pretests and posttests using hierarchical linear models. The multilevel data came from the Learning About STEM Student Outcomes (LASSO) database and includes student-level data (demographics, pretest, and posttest scores) from 5,959 students and course-level data (use of collaborative learning and LAs) from 112 courses. Findings indicate that more learning occurs in courses that use collaborative learning with and without LAs than in traditional courses but that the gaps in absolute gains remained constant across the different types of instruction. These two findings lead to mixed equity results in which some operationalizations of equity are achieved and others are not. We discuss the implications of these mixed findings and the potential for misdirection and confusion that they create. Our conclusion is that researchers should identify their goals and operationalize equity prior to analyzing their data and they should clearly communicate these ideas in their publications.

Keywords: critical race theory, cultural historical activity theory, gender, college, physics hierarchical linear model, Learning Assistants, collaborative learning

The National Research Council (NRC) report examining the state of Discipline Based Education Research (NRC, 2012, pg. 136-137) states that while, “DBER clearly indicates that student-centered instructional strategies can positively influence students’ learning... Most of the studies the committee reviewed were not designed to examine differences in terms of gender, ethnicity, socioeconomic status, or other student characteristics.” The NRC identifies examining the performance of students from underrepresented groups as an important issue for future DBER to address. The fields of Science, Technology, Engineering, and Math (STEM) are often discussed as a homogenous group with a singular set of cultural practices (Cheryan et al., 2017). Each of the STEM disciplines, however, have unique sociocultural factors that influence how marginalized students interact within their field (Eddy & Brownell, 2016). The impact of these sociocultural differences is evident in the gender and racial representations (National Science Foundation, 2017) and performance (Eddy & Brownell, 2016; Cheryan et al., 2017) across the STEM disciplines. For example, women make up more than half of undergraduate degree recipients in chemistry, mathematics, and biology but earn less than one fifth of the undergraduate degrees in engineering, computer science, and physics (Cheryan et al., 2017). These disciplinary differences serve as a caution to making sweeping claims that are generalized across the STEM disciplines and illustrate the need for studies that focus on individual disciplines.

In this paper, we focus on equity across genders, races, and ethnicities in introductory college physics courses, which have some of the lowest rates of representation of students from historically marginalized populations in all of the STEM disciplines. The percentage of physics bachelor’s degrees conferred to women (~20%) is one of the lowest in the STEM disciplines and has been largely unchanged over the last 20 years (National Science Foundation, 2017). Physics has also largely failed to improve the percentage of bachelor’s degrees awarded to students from ethnic and racially marginalized populations. While the percentage of physical bachelor’s degrees awarded to Hispanic students has improved from 2000-2014 (from 5.4% to 8.0%) the percentage awarded to Black students has fallen over that same period (from 6.1% to 5.0%) (National Science Foundation, 2017).

To identify pedagogical innovations that may promote equity in physics, this study examines the impact of course contexts on students from marginalized populations. Specifically, we compare student outcomes in traditional physics courses, courses with collaborative learning activities, and courses with collaborative learning activities supported by Learning Assistants (LAs). Collaborative learning can take many forms in physics classes but it typically involves small groups of students generating and evaluating ideas to solve a question. The LA model pairs STEM faculty with talented undergraduates (LAs) to incorporate contextually appropriate research-based pedagogies that use collaborative-learning into their STEM courses. The LA model has grown from 3 institutions into a network of over 80 institutions, the LA Alliance, in the last decade (Otero et al., 2016). This growth gives the LA Alliance the potential to be a significant platform for creating more equitable student outcomes.

The LA Model

The LA model is grounded in a sociocultural perspective that learning is a fundamentally social act (Talbot et al., 2015; Otero et al., 2016; Nasir & Hand, 2006). The LA model itself is not a research-based instructional strategy. Instead, it supports instructors in using research-based practices that fit their courses’ unique contexts by providing infrastructure for the interactions between instructors, LAs, and students (Otero, 2015). Instructors hire undergraduate

students who have completed the course as LAs to help facilitate student-centered small-group learning activities. The LA experience comprises three main components: practice, content preparation, and a pedagogy course. In practice, LAs collaborate with course instructor(s) to facilitate students working in small groups on substantive problems. Practice typically occurs in one of the standard components of the course (i.e., lab, lecture, or recitation), but it can also occur in help sessions or tutoring spaces that are optional for students. In content preparation, LAs meet with the course instructor(s) to prepare for the upcoming week. Preparation can include working through the materials, reflecting on previous weeks, and going over student pre-assessment data. Preparation meetings provide instructors with the LAs perspectives on what content areas students will find difficult. The weekly pedagogy course introduces LAs to practical techniques for teaching and the learning theory that underlies these techniques. The pedagogy course also engages LAs in reflecting on their own teaching and learning experiences.

The LA model rarely promotes specific research-based instructional strategies, but instead views such a selection as an adaptive problem to be solved by LA users. Instructors can have LAs work in large lecture classrooms where they can facilitate student conversations around multiple choice questions, such as those used in Peer Instruction (Mazur, 1997), or students working on small-group activities, as in TIPERS (Hieggelke, et al., 2014). Instructors may also have LAs in recitation or laboratory to facilitate students working through research-based activities, such as tutorials (McDermott & Schaffer, 1998). Or, instructors may use the LA model to increase their teacher to student ratio to allow for them to use a hybrid classroom that combines lecture, recitation, and laboratory as in modeling instruction (Hestenes, 1987; Brewe et al., 2010) and SCALE-UP (Beichner & Saul, 2003). The key feature that all LA implementations have in common is that they feature LAs facilitating students engaging in collaborative learning.

Literature Review

Classroom Contexts

Researchers have been comparing student learning across physics courses that utilize traditional instruction and collaborative learning for at least 20 years (NRC, 2012). The most cited paper in the field of Physics Education Research is Hake's (1998) comparison of student pre-post shifts on the Force Concept Inventory (FCI) (Hestenes and Halloun, 1992) in traditional and interactive engagement (IE) physics courses. Hake defined traditional courses as those that instructors reported, "make little or no use of IE methods, relying primarily on passive-student lectures, recipe labs, and algorithmic-problem exams" and interactive engagement courses are those that are, "designed at least in part to promote conceptual understanding through interactive engagement of students in heads-on (always) and hands-on (usually) activities which yield immediate feedback through discussion with peers and/or instructors." The study's use of the term interactive engagement aligns well with what we refer to in this paper as collaborative learning. The study's finding that students' normalized learning gains were approximately twice as large in interactive engagement courses than traditional courses (Hake, 1998) has had a significant impact on the transformation of physics courses and the trajectory of the physics education research community (NRC, 2012).

Hake's findings about the positive impact of collaborative learning activities on physics student learning have been strongly bolstered by additional studies (Allen and Tanner, 2009; Docktor and Mestre, 2011; Handelsman, Miller, and Pfund, 2007; Pollock & Finkelstein, 2012; Ruiz-Primo et al. 2011). In measuring physics student outcomes in collaborative learning

environments many of these studies bin together a range of collaborative learning activities and do not attempt to identify which components of the course environments are having the largest contributions to student learning. For example, in Pollock and Finkelstein's (2012) examination of 8 years of introductory physics data from University of Colorado Boulder, they found that students learned more in courses that were transformed through the adoption of LAs and the Tutorials in Introductory Physics curriculum (McDermott & Shaffer, 1998). Due to the simultaneous introduction of LAs and the tutorials curriculum, Pollock and Finkelstein could not disaggregate the impact of these two collaborative learning transformations.

White et al. (2016) compared student learning in traditional and LA supported physics courses. Data for the study includes matched Research-Based Assessments (RBA) (e.g., the Force Concept Inventory (Hestenes & Halloun, 1992)) pretest and posttest scores for 3,753 first year physics students from 69 courses at 17 institutions collected through the Learning About STEM Student Outcomes (LASSO) platform. For more information on LASSO, see the data collection portion of the methods section of this paper. The study found that LA courses had gains that were 1.4 times larger than traditional courses. White and colleagues went on to find that courses that implemented LAs in different classroom settings (labs, recitations, and lectures) had different gains. Courses that used LAs in lab had the largest gains (1.9 times traditional courses) and courses that used LAs in lecture had the smallest gains (1.3 times traditional courses).

Equity in Physics

Issues of student equity have been gaining attention within the Physics Education Research community. This is highlighted by the recent special collection in Physical Review Physics Education Research *Gender in Physics* (Brewer & Sawtelle, 2016). Madsen, McKagan, and Sayre (2013) reviewed the literature on gender differences in introductory physics courses that used research-based assessments to measure student learning. In first semester physics courses, they found that male students' pretest scores were always higher than female students' pretest scores (13% weighted average) and in most cases male students' posttest scores were also higher (12% weighted average). For second semester physics courses, they found smaller and less consistent gender gaps (3.7% weighted average on the pretest and 8.5% on the posttest). Madsen and colleagues found that the 26 studies they reviewed did not identify a single factor or solution for the gender differences. They concluded that the gender differences are likely due to a combination of factors.

While issues of inequality across gender groups have begun receiving more attention, little has been published empirically examining inequities in performance for racial and ethnic groups in college physics (McCullough, 2018). In one of the few examples of its kind, Brewer et al. (2010) examined a sample of 1,016 introductory physics student pretest and posttest scores from a Hispanic Serving Institution to identify the gaps in performance across gender and racial groups in traditional and collaborative learning courses. Gender gaps were ~10% on the pretest in both settings, which is similar to those reviewed by Madsen et al. (2013). Gender gaps increased to 13.5% in the traditional course and 20.2% in the collaborative learning course. The 20.2% difference was the second largest posttest gender gap reviewed by Madsen et al. (2013). For race/ethnicity Brewer and colleagues identified smaller differences on the pretest (1.6% in traditional courses and 6.9% in collaborative learning courses) that did not meaningfully change on the posttest (0.9% in traditional courses and 8.9% in collaborative learning courses). These results show that the raw gains were similar across races/ethnicities in both types of courses but

not across genders. In particular, the gender gap dramatically increased in the collaborative learning course. Despite these mixed results, the study indicates that courses that create space for students to collaborate can lead to improved outcomes for marginalized student populations.

Van Dusen et al. (2016) performed an early investigation into the systemic associations between LAs and student equity in physics courses around the country. Data for the study includes matched Research-Based Assessments (RBA) (e.g., the Force Concept Inventory (Hestenes & Halloun, 1992)) pretest and posttest scores for 2,868 first year physics students from 67 courses at 16 institutions collected through the LASSO platform. The researchers differentiated between students from “dominant” and “non-dominant” groups. They defined dominant students as those that are non-Hispanic, White or Asian, and male. Non-dominant students were students that didn’t fit the dominant criteria. Van Dusen and colleagues (2016) found that in courses without LAs, non-dominant students had Cohen’s *d* effect sizes that were 0.31 *smaller* than their dominant peers ($p < 0.005$). This trend was reversed in LA supported courses where non-dominant students had effect sizes that were 0.12 *larger* than their dominant peers ($p < 0.025$). The findings showed that LAs were associated with improved outcomes for students from marginalized groups.

Van Dusen & Nissen (2018) leveraged the growth in the LASSO database to expand on the prior examination of LAs and student equity by Van Dusen and colleagues (2016). In this follow up investigation, the researchers only used data from first semester physics courses (4,365 students in 93 courses). Student data was disaggregated by gender and race/ethnicity groups. Student gender was identified as “dominant” if it was male and student race/ethnicity was identified as “dominant” if it was non-Hispanic and White or Asian. Student data was identified as “underserved” in either gender or race/ethnicity if it did not fit the dominant group definitions. They developed hierarchical linear models to identify any associations between LAs and the closing of achievement gaps. The models showed that LAs were associated with improved gains for all student groups but that the raw gaps between groups did not close. Difference between these conclusions and Van Dusen and colleagues (2016) may have arisen from a number of sources, including how pre-scores were addressed and the types of statistical models used. These two studies illustrate how different choices within the same operationalization of equity can lead to different conclusions.

Operationalizing Equity

Research and policy literature often discuss equity and equality but they rarely define the terms and often use them interchangeably (Espinoza, 2007; Secada, 1989). Espinoza (2007) sets out to clarify the notions of equity and equality and to support the critical examination of equity and equality research. He does this by creating a new equality–equity goal-oriented model, which allows the combination of different goals, measurements, and stages in educational trajectories. The model offers six different operationalizations of equity and equality that a researcher might use and their associated outputs: (1) Equality of opportunity - Eliminate any legal, political, social, cultural, or economic constraints that might prevent any student from obtaining good scores in test performance, (2) Equality for all - Ensure that all students gain the same level of educational achievement, (3) Equality on average across social groups - Ensure that students from different socioeconomic, ethnic or gender groups will have the same average achievement at a defined point in the schooling system regardless of the resources made available to students, (4) Equity for equal needs - Ensure that every individual should be able to obtain a minimal needed achievement level and that differences in achievement beyond that are based on need, (5) Equity for equal potential - Ensure that students with similar abilities will

learn the same things to the same levels at a defined point in the educational system, and (6) Equity for equal achievement - Equal achievement for those who have achieved the same success academically in the past. Each of these equity/equality goals has an underlying set of assumptions about what the goals of an education system are and what it means to have a free and fair society. Espinoza does not advocate that individuals use a particular operationalizations but that people should take the time to clearly define how they are using equity.

While many researchers have not been as explicit in their use of terms like equity, there are examples of education researchers that have made operationalizing equity a central feature of their research. For example, Lee (1999) clarifies, "Equity is associated with fairness and justice, whereas equality is associated with sameness or an absence of difference (Grant, 1989; Secada 1989, 1994)." Lee goes on to discuss how major reform documents tend to present an assimilationist perspective that is closely related to Espinoza's (2007) "equity for equal potential" in which each student should have equal opportunity to rise to their potential but fail to recognize the value of many marginalized students' experiences and skills. Other examples include, Secada (1989) and Lynch (2000) used an operationalization of equity that matched Espinoza's (2007) "equality on average across social groups" in which all groups have the same average outcome regardless of their backgrounds coming into a course.

Other researchers have proposed operationalizations of equality that diverge from those proposed by Espinoza. For example, "equity of individuality" is when an intervention improves the outcomes of students from marginalized groups regardless of its impacts on students from dominant groups (Rodriguez et al., 2012). This perspective gets away from the making comparisons with White, middle-class students and what Gutierrez & Dixon-Roman (2011) refers to as "gap gazing" to focus instead on research and interventions designed to advance the needs of marginalized groups. Gutierrez (2008) argues that the focus on achievement gaps supports a deficit model of marginalized students and a static picture of student inequities. By getting away from using White, middle-class students as the normative, comparative group, researchers can make more space for novel investigations and interventions designed to support marginalized students.

Rodriguez et al. (2012) demonstrated the importance of operationalizing equity when supporting claims about marginalized students by reexamining another Lorenzo and colleague's claims about classroom equity (Lorenzo et al., 2006). Using the dataset from Lorenzo et al. (2006) Rodriguez et al. (2012) applied a more robust quantitative analysis technique (Cohen's *d* instead of normalized learning gain) (Nissen et al., 2018) and examined the results through three operationalizations of equity. Lorenzo et al. (2006) concluded that, "in the fully interactive courses, the gender gap is entirely eliminated" (pg. 121). After reanalyzing the data and interpreting it through three operationalizations of equity (equity of parity, fairness, and individuality), Rodriguez et al. found nuanced variations in which classroom settings met the goals of different operationalizations of equity. They conclude that, contrary to Lorenzo and colleagues' claim, the gender gap was not entirely eliminated in the fully interactive classroom. Rodriguez also concluded that while the predominant trend in equity research is to compare gaps in group performance on posttests, it is important that researchers consider other operationalizations of equity which may lead us to design different interventions and learning environments.

Framework

The lack of empirical publications examining issues of equity across racial and ethnicity in physics may result from low enrollment rates for students from marginalized groups (National Science Foundation, 2017) making it difficult to collect large enough samples of student scores for reliable statistical analysis. The quantitative research that has been done on the outcomes of marginalized physics students is largely from institutions with large-enrollment physics courses in which minority students make up the majority of the student population (e.g., Florida International University). While it is entirely possible to be marginalized in both settings, the experience of a Latinx student is likely to be different in a physics course composed mostly of White and Asian students versus a one composed primarily of students from marginalized groups. In addition to differences in classroom contexts, minority serving institutions typically draw students from different social backgrounds, have different campus cultures, and provide different types and levels of student support. While these contexts facilitate the collection of enough data to make statistically significant claims about marginalized student outcomes, they are not necessarily representative of university physics classroom environments more broadly.

To collect a large, diverse, and representative sample of students, we used data from an online data collection platform (the Learning About STEM Student Outcomes platform) that collects data across many institutions. The data comes from 5,959 students in 112 physics courses at 17 institutions. This sample size provides the statistical power to reliably identify small effect sizes. It is also a large enough sample of students who are marginalized because of both their gender and race/ethnicity ($n=500$) to begin to examine issues of intersectionality. This type of large-scale data collection provides researchers the means to empirically answer a range of research questions in a generalizable manner that would be very difficult to do using data from a single institution.

In our analysis, we draw attention to the importance of researchers identifying the outcomes of interest in their work and operationalizing equity to match those outcomes. To do this, we created three operationalizations of equity and compare the conclusions that can be drawn from each operationalization using an identical dataset. The three operationalizations of equity we provide are grounded in the literature but we modified two of them (Equity of Outcomes and Equity of Learning) to fit our context. We renamed the two operationalizations that we modified to ease the reader's interpretation of them.

The three operationalizations of equity that we use in our analysis are 1) *Equity of Outcomes*, 2) *Equity of Learning*, and 3) *Equity of Individuality*.

Equity of Outcomes is when students from different gender, race, and ethnic groups have the same average achievement at the end of a course regardless of their backgrounds. This perspective on equity has been called “equity of parity” (Secada, 1989; Rodriguez et al., 2012) and “equality on average across social groups” (Espinoza, 2007). This perspective takes a strong social justice stance as it assumes that it is the job of the education system to allocate resources to eliminate inequities. In these scenarios, students from marginalized groups receive more resources than their historically dominant peers. These additional resource can be used to minimize or eliminate performance differences that existed prior to instruction. We operationalize Equity of Outcomes by comparing the posttest scores for students from marginalized groups to those from majority groups.

Equity of Learning is when students from different gender, race, and ethnic groups have the same average growth in performance in a course. This perspective has been called “equity for equal potential” (Espinoza, 2007) and is related to “equity of fairness” (Lee, 1999; Rodriguez et

al., 2012). Equity of Learning takes a weak social justice perspective. Unlike Equity of Outcomes, which ensures that *all student groups* attain the same level of achievement, Equity of Learning ensures that *students who start the semester similarly prepared* attain the same level of achievement. Thus it does not address the gaps in preparation that are the product of students being historically marginalized. We operationalize Equity of Learning by comparing the gains (posttest - pretest) for students in marginalized groups to those from majority groups while accounting for their pretest scores.

Equity of Individuality is when an intervention improves the outcomes of students from marginalized groups (Rodriguez et al., 2012). The goals of Equity of Individuality are taken straight from the literature (Gutierrez & Dixon-Roman, 2011; Rodriguez et al., 2012). This represents the most radical of our three social justice stances with the goal of thinking more holistically about marginalized students and the contexts in which they live their lives. We operationalize Equity of Individuality by comparing the gains (posttest - pretest) for marginalized groups to those same groups across different learning environments.

Research Questions

This study investigates how physics course contexts (traditional lecture, collaborative learning, and LAs) impact equity in physics student outcomes as well as how the use of different operationalizations of equity alter conclusions about course effectiveness. These two purposes lead us to three research questions:

1. To what extent are the differences in posttest scores between majority and marginalized populations of students different across course contexts (Equity of Outcomes)?
2. To what extent are the differences in gains between majority and marginalized populations of students different across course contexts (Equity of Learning)?
3. To what extent are the gains in courses with collaborative learning with and without LAs different than the gains in traditional courses for marginalized groups (Equity of Individuality)?

By exploring three operationalizations of equity, we seek to be transparent in our investigation of equity in LA supported courses. We do not expect LA supported courses to achieve all three forms of equity. Rather, we use these operationalizations to provide a broad set of perspectives on the relationships between LA supported courses and equity. Using all three operationalizations allows us to compare and contrast the results for each one and fosters a larger conversation about what equity is, how it is achieved, and how it is measured.

Methods

Data Collection and Processing

Our study analyzes data from the Learning About STEM Student Outcomes (LASSO) platform. The LASSO platform is hosted on the LA Alliance website (LA Alliance, 2018) and facilitates collecting large-scale, multi-institution data by hosting, administering, scoring, and analyzing pretest and posttest RBAs online. After answering a set of questions about their course, instructors select their assessments and upload a roster of students' emails. When instructors launch a pretest their students receive an email from the LASSO platform with directions on how to participate and a unique link that takes them to their assessment page. The first question that students answer is if they're over 18 and willing to have their data anonymized

and made available to researchers. Students then complete a short demographic survey that include questions about their gender, race, and ethnicity. Students are then presented with the assessment their instructor selected. Instructors can track which students have participated and use the LASSO platform to automatically generate reminder emails for students who have not completed the assessment. Instructors launch the posttest near the end of the semester and follow the same process of data collection. Instructors receive a report on their students' performance and access to all of their students' responses after the posttest is completed. Data from the courses are added to the LASSO database where they are anonymized, aggregated with similar courses, and made available to researchers with approved IRB protocols.

We removed assessment scores for students if they took less than 5 minutes on the assessment or completed less than 80% of the questions. Courses with less than 40% student participation on either the pretest or posttest were entirely removed from the data. The data after filtering is summarized in Table 1. We removed 44 courses with less than 40% participation rates on either the pretest or posttest. Of the 44 courses removed, 8 had no pretests, 11 had no posttests, and 25 had less than 40% participation on the posttest. The filters for time and completion removed 269 pretest scores and 398 posttest scores and removed 258 students from the dataset who did not have either a pretest or posttest score. The final data set included 5,959 students in 112 courses at 17 institutions with missing data for 15% of the pretests and 30% of the posttests.

	Initial	Course Participation	Time and Completion
Institutions	20	17	17
Courses	156	112	112
Students	8,329	6,217	5,959

Table 1. Size of the dataset after each step of filtering.

After cleaning the data, we used hierarchical multiple imputation (HMI) with the *hmi* and *mice* packages in R to address missing data. HMI is a principled method for maximizing statistical power by addressing missing data while taking into account the structure of the data (Allison, 2002; Buhi, Goodson, & Neilands 2008; Manly & Wells, 2015; Schafer, 1999). HMI addresses missing data by (1) imputing each missing data point m times to create m complete datasets, (2) independently analyzing each dataset, and (3) combining the m results using standardized methods (Drechsler, 2015).

The data came from both the FCI and the FMCE. Our analyses showed that separating scores for the FCI and FMCE did not make any meaningful differences so the two assessments were combined in our models. While the FCI has been shown to have items with gender asymmetries (Traxler, 2017) our analysis used the traditional method of scoring all of the available questions.

Descriptive Statistics and Contexts

We used student's self-reported demographic data collected through the LASSO platform to identify whether students were from marginalized genders and/or races/ethnicities. As our data had a few students select transgender or "other" for their gender ($N=30$), we included them with the larger group of students marginalized because of their gender (women). Students were categorized as "of Color" if they selected Hispanic as their ethnicity or a race other than White or Asian. In our sample, 2,167 (36.4%) of the students are women and 1,346

(22.6%) are of color. 71 (63.4%) of the courses were LA-supported and 79 (84.9%) of the courses used the FCI.

We calculated descriptive statistics for the dataset to identify gaps between the mean pretest and posttest scores across student demographics (Table 2). There were meaningful disparities in student pretest and posttest scores across student genders and races/ethnicities (Table 2). White or Asian men's pretest scores were 10.4% to 16.6% higher than marginalized groups and their posttest scores were 10.5% to 21.8% higher than marginalized groups. These differences were within the range of those found in prior literature (Brewer, 2010) for gender and for race/ethnicity.

Demographics	Mean Score %			
	N (%)	Pre (S.D.)	Post (S.D.)	Gain (S.D.)
White or Asian Men	2,946 (49.4%)	42.2 (21.5)	62.0 (24.5)	19.8 (22.0)
White or Asian Women	1,667 (28.0%)	30.4 (17.3)	51.5 (23.4)	21.1 (21.1)
Men of Color	846 (14.2%)	31.8 (18.0)	48.3 (23.5)	16.5 (21.6)
Women of Color	500 (8.4%)	25.6 (15.5)	41.2 (22.2)	15.5 (20.1)
Total	5,959	36.0 (20.4)	55.4 (24.9)	19.3 (21.6)

Table 2. Mean pretest and posttest scores by student demographic.

We also calculated descriptive statistics for the dataset identifying the course and student makeups (including demographics and mean scores) of each course type (Table 3). The origins of the LASSO platform as a service for LA-using instructors led to a more data for collaborative courses with LAs (70 courses and 4,100 students) than either traditional (18 courses and 791 students) or collaborative students without LAs (24 courses and 1,068 students). Traditional courses had the largest percentage of students from marginalized groups (66%) followed by collaborative courses with LAs (50%) and without LAs (42%). We saw the inverse trend in mean pretest and posttest scores where traditional courses had the lowest scores (29% & 41%) followed by collaborative learning with LAs (36% & 56%) and without LAs (40.5% & 65%).

Course Context	N Courses	N Students				Mean Score %	
		Total	White and Asian Women	Men of Color	Women of Color	Pretest (S.D.)	Posttest (S.D.)
Traditional	18	791	265(33.5%)	129(16.3%)	128(16.2%)	28.8(15.7)	41.0(21.6)
Collab. w/o LA	24	1,068	273(25.6%)	98(9.2%)	76(7.1%)	40.5(19.9)	64.9(23.8)
Collab. w/ LA	70	4,100	1,129(27.5%)	619(15.1%)	296(7.2%)	36.1(21.1)	55.6(24.4)
Total	112	5,959	1,667(28.0%)	846(14.1%)	500(8.4%)	35.9(20.4)	55.4(24.8)

Table 3. Student demographics and mean pretest and posttest scores by course type.

Hierarchical Linear Models

To identify differences in student performance, we developed 2-level Hierarchical Linear Models (HLM) using the HLM 7.02 software to nest student-level data within course-level data. The multi-level nature of our models allowed us to quantify the interaction effect between a course being LA-supported and student demographic data while accounting for inherent and unknown course-level variations (e.g., the time of day of a class, student majors, and instructor backgrounds can lead to unforeseeable differences in student performance). By creating a model for each individual course prior to generating a generalizable model, HLM can wash out much of the variation caused by course level unknowns (e.g., time of day of class, percentage physics majors, etc.). The hypothesis testing feature of the HLM software produced predicted outcome values with standard errors for each group of interest. We used the standard errors produced through hypothesis testing to create error bars in the appropriate figures.

Equity of Outcomes. To investigate Equity of Outcomes we developed a set of models to predict student posttest scores across student demographics and course features. We did not include pretest score as a variable in these models because the Equity of Outcomes operationalization of equity is independent of student pretest scores. We developed our HLM models for student posttest scores through a series of incremental additions of variables. Model 1 is the unconditional model which predicts the student posttest score without level-1 or level-2 variables. This model provides the average posttest score across all courses and the total unconditional variance in the data at the student course levels. Comparing the course and student level variance from model 1 shows that the Intraclass Correlation is 25%. This indicates that 25% of the variation in student posttest scores is caused by course level effects and that the use of hierarchical linear models are appropriate for analyzing the data. Model 2 adds student (level-1) variables for gender and race/ethnicity to identify the size of differences between majority and marginalized groups. Model 3 adds course (level-2) variables for collaborative learning with and without LA-support. Model 3 is described in Equations 1 - 4.

Equity of Outcomes final model equations

Level-1 Model

$$Postscore_{ij} = \beta_{0j} + \beta_{1j}*(Women_{ij}) + \beta_{2j}*(Students\ of\ Color_{ij}) + r_{ij} \quad (1)$$

Level-2 Model

$$\beta_{0j} = \gamma_{00} + \gamma_{01}*(Collab.\ w/o\ LAs_j) + \gamma_{02}*(Collab.\ w/\ LAs_j) + u_{0j} \quad (2)$$

$$\beta_{1j} = \gamma_{10} + \gamma_{11}*(Collab.\ w/o\ LAs_j) + \gamma_{12}*(Collab.\ w/\ LAs_j) + u_{1j} \quad (3)$$

$$\beta_{2j} = \gamma_{20} + \gamma_{21}*(Collab.\ w/o\ LAs_j) + \gamma_{22}*(Collab.\ w/\ LAs_j) + u_{2j} \quad (4)$$

Equity of Learning and Equity of Individuality. To investigate Equity of Learning and Equity of Individuality we developed a set of models to predict student raw gains (posttest-pretest). To ensure that the use of raw gain, rather than posttest score, as our outcome variable did not impact our results, we also ran the models using posttest score as the outcome variable. The raw gain and posttest models provided nearly identical results. For the ease of discussion, we present the raw gain model in this paper. We developed our HLM models for student raw gain scores through a series of additions of variables similar to those in the posttest models. Model 1 is the unconditional model which predicts the student gains without level-1 or level-2 variables. Comparing the course and student level variance in model 1 shows that the Intraclass Correlation is 13%. This indicates that 13% of the variation in student raw gains is caused by course level

effects and that the use of hierarchical linear models are appropriate for analyzing the data. Model 2 builds on Model 1 by including the student (level-1) variables (gender, race/ethnicity, and student pretest score). Model 3 builds on Model 2 by including the course (level-2) variables (collaborative learning *without* LAs, collaborative learning *with* LAs, and class average pretest score). Model 3 (our final gain model) is described in Equations 5 - 9.

Equity of Learning and Individuality final model equations

Level-1 Model

$$GAIN_{ij} = \beta_{0j} + \beta_{1j}*(Women_{ij}) + \beta_{2j}*(Students\ of\ Color_{ij}) + \beta_{3j}*(Student\ Prescore_{ij}) + r_{ij} \quad (5)$$

Level-2 Model

$$\beta_{0j} = \gamma_{00} + \gamma_{01}*(Collab.\ w/o\ LAs_j) + \gamma_{02}*(Collab.\ w/\ LAs_j) + \gamma_{03}*(Class\ Ave\ Prescore_j) + u_{0j} \quad (6)$$

$$\beta_{1j} = \gamma_{10} + \gamma_{11}*(Collab.\ w/o\ LAs_j) + \gamma_{12}*(Collab.\ w/\ LAs_j) + u_{1j} \quad (7)$$

$$\beta_{2j} = \gamma_{20} + \gamma_{21}*(Collab.\ w/o\ LAs_j) + \gamma_{22}*(Collab.\ w/\ LAs_j) + u_{2j} \quad (8)$$

$$\beta_{3j} = \gamma_{30} + \gamma_{31}*(Collab.\ w/o\ LAs_j) + \gamma_{32}*(Collab.\ w/\ LAs_j) + u_{3j} \quad (9)$$

For ease of interpretation, student prescore is group mean centered (i.e., how far a student scored above or below their class's mean prescore), class prescore is grand mean centered (i.e., how far a class scored above or below the average class's prescore), and all other variables are uncentered. We included pretest scores in the model because they are strong predictors of student performance and improved the model's fit. Since pretest scores are not the focus of this investigation we will not substantively discuss them in our interpretation of the models. We did not differentiate between the FCI and FMCE in the models because our preliminary analysis showed that doing so did not meaningfully change the model.

We investigated Equity of Learning using both raw gains and relative gains. Raw gains provide the most straightforward and clear cut comparisons. However, comparing gains of two groups can provide context to inform the status of equity in a learning environment. For example, take two groups with an absolute difference in gains of 10%. If this 10% difference results because one group gained 10% and the other gained 20% then this is a very large relative difference that shows there are likely meaningful inequities. If this difference results from 70% compared to 80% then it is less clear that there are large inequities. The relative gains of one group compared to another can help inform the size of the inequities. One risk in using relative gains, however, is that they manipulate the data and can obscure the absolute differences. We use relative gains in conjunction with the raw gains to inform how different measurement choices within the same operationalization of equity can lead to different inferences about equity. To inform the extent to which collaborative learning with and without LAs achieved Equity of Learning, we calculated the relative gain for each marginalized group compared to the majority group for each learning environment. For Equity of Individuality, we calculated each group's gain as a fraction of their gains in traditional courses.

Findings

Equity of Outcomes

To examine if there was Equity of Outcomes (equivalent group average posttest scores) across course contexts, we drew on our models that used posttest score as the outcome variable

(Table 4). Model 2 shows that across all of the courses in our sample, marginalized student have reliably lower average posttest scores than their peers from majority groups. Posttest scores were 8.4% lower for White or Asian women, 7.5% lower for men of color, and 15.9% lower for women of color. Model 3, which separates course contexts, shows that while collaborative learning with and without LAs are both reliably associated with improved student posttest scores overall (12.2% higher, $p < 0.01$ without LAs and 12.8% higher, $p < .001$ with LAs). Neither type of collaborative learning environment is reliably associated ($p > 0.25$) with shifts in the gaps between average posttest scores for students from marginalized and majority groups. Figure 1 shows the distribution of posttest scores. The models indicate that the gaps are larger in courses that use collaborative learning both with and without LAs than in traditional courses, though these differences are not statistically significant.

Fixed Effect	Model 1		Model 2		Model 3	
	Coefficien	<i>p</i> -value	Coefficien	<i>p</i> -value	Coefficien	<i>p</i> -value
	t		t		t	
For						
Intercept1, β_0						
Intercept2, γ_{00}	54.53	<0.001	59.62	<0.001	48.92	<0.001
Collab. w/o LAs, γ_{01}					12.19	0.008
Collab. w/ LAs, γ_{02}					12.78	<0.001
For Women slope, β_1						
Intercept2, γ_{10}			-8.40	<0.001	-6.95	<0.001
Collab. w/o LAs, γ_{11}					-1.82	0.437
Collab. w/ LAs, γ_{12}					-1.64	0.398
For Students of Color						
slope, β_2						
Intercept2, γ_{20}			-7.45	<0.001	-5.60	<0.001
Collab. w/o LAs, γ_{21}					-2.78	0.309
Collab. w/ LAs, γ_{22}					-2.11	0.252

Table 4. HLM posttest models for Equity of Outcomes.

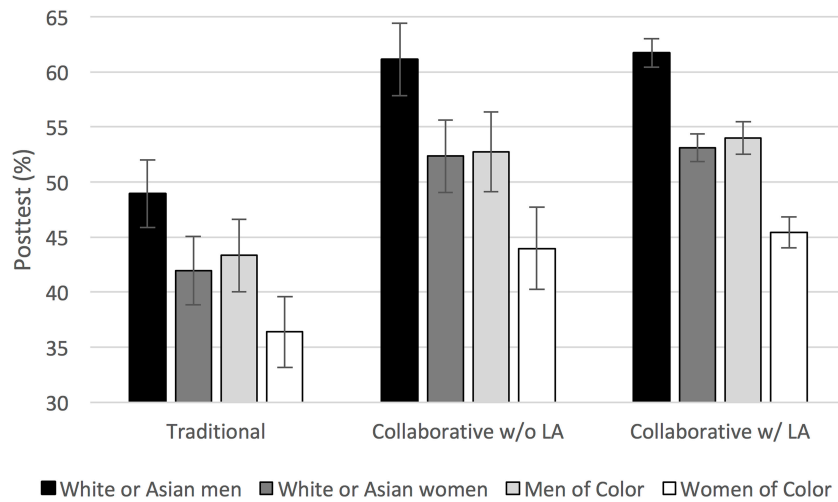


Figure 1. Equity of Outcomes model predicted posttest scores.

Equity of Learning

To examine if there was Equity of Learning (equivalent group average gains) across course contexts, we drew on our models that use gains (posttest - pretest) as the outcome variable (Table 5). Model 2 shows that across all of the courses in our sample marginalized students have reliably lower average gains than their peers from majority groups (2.9% [$p < 0.001$] lower for women and 4.7%, [$p < 0.001$] lower for students of color). Model 3, which separates courses contexts, shows that collaborative learning with and without LAs is associated with improved student gain scores overall (4.5% higher [$p = 0.21$] without LAs and 6.1% higher [$p < 0.05$] with LAs), and with mixed effects on average gains across student demographics. These results indicate that collaborative learning with and without LAs does not support Equity of Learning. While all students learn more in courses that used collaborative learning compared to traditional courses, the raw gains for marginalized students were much lower than for majority students in all three types of instruction.

Fixed Effect	Model 1		Model 2		Model 3	
	Coefficient	<i>p</i> -value	Coefficient	<i>p</i> -value	Coefficient	<i>p</i> -value
For Intercept1, β_0						
Intercept2, γ_{00}	18.18	<0.001	20.41	<0.001	15.52	<0.001
Collab. w/o LAs, γ_{01}					4.52	0.213
Collab. w/ LAs, γ_{02}					6.12	0.022
Class Mean Prescore, γ_{03}					-0.13	0.188
For Women slope, β_1						
Intercept2, γ_{10}			-2.89	<0.001	-3.02	0.069
Collab. w/o LAs, γ_{11}					-2.15	0.415
Collab. w/ LAs, γ_{12}					0.70	0.729
For Students of Color slope, β_2						
Intercept2, γ_{20}			-4.69	<0.001	-4.21	0.003
Collab. w/o LAs, γ_{21}					-0.73	0.782
Collab. w/ LAs, γ_{22}					-0.62	0.709
For Student Prescore slope, β_3						
Intercept2, γ_{30}			-0.46	<0.001	-0.52	<0.001
Collab. w/o LAs, γ_{31}					-0.02	0.791
Collab. w/ LAs, γ_{32}					0.07	0.227

Table 5. HLM models of gain for Equity of Learning and Equity of Individuality.

To understand whether collaborative learning with and without LAs is associated with outcomes that are closer to achieving Equity of Learning, we calculate the relative gain for each marginalized group relative to the majority group. The relative gain is the predicted gain for each marginalized group divided by the predicted gain for the majority group. For example, we divide each of the predicted gains for marginalized groups in traditional courses (12.5% for White or Asian women, 11.3% for men of color, and 8.3% for women of color) by the predicted gain for White or Asian male students (15.5%). We repeat the same calculations for courses that use collaborative learning with and without LAs. Figure 2 shows the distribution of the relative gains. Overall, students learn more in LA supported courses, but raw gaps between groups learning are maintained. These two relationships result in the relative differences between marginalized and majority students being smaller in LA supported courses. For example, women of color learn half as much as White and Asian men in both traditional and collaborative courses without LAs but learn two thirds as much in LA supported courses.

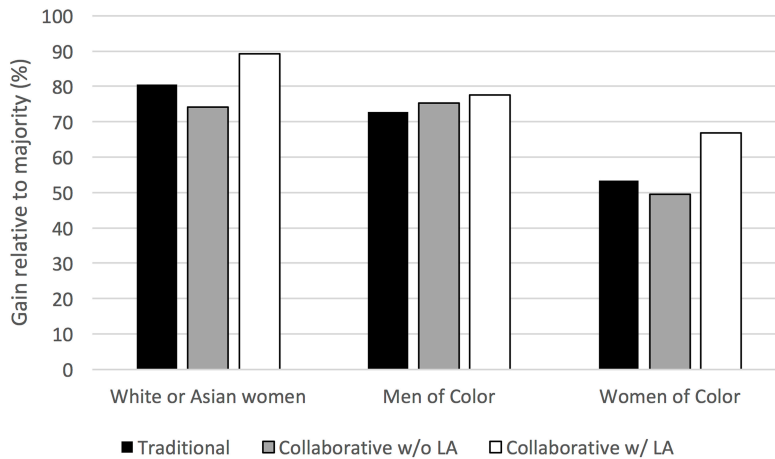


Figure 2. Marginalized group gains relative to majority group gains.

Equity of Individuality

To examine if there was Equity of Individuality (improved average gains for marginalized students) across course contexts, we drew again on our models with gain as the outcome variable (Table 4). Model 3 shows that collaborative learning with and without LAs were associated with larger average gains for all student demographic groups. To understand how meaningful these shifts were for each marginalized group, we calculated each group's raw gain relative to their raw gains in traditional courses. For example, the predicted gain for White or Asian women in collaborative courses with LAs are 155% of their predicted gain in traditional courses ($19.3 / 12.5 = 155\%$). We repeated this calculation for each group in collaborative learning courses with and without LAs and the relative improvements are shown in Figure 3. The relative improvements for collaborative learning courses without LAs ranges from 119% for White or Asian women to 134% for men of color. The relative improvements for collaborative learning courses with LAs is larger and ranges from 149% for men of color to 175% for women of color. The increased relative gains for students from marginalized groups in collaborative learning environments indicates that collaborative learning environments are better than traditional learning environments from an Equity of Individuality perspective. The increase in gains is even more pronounced for collaborative learning environments with LAs.

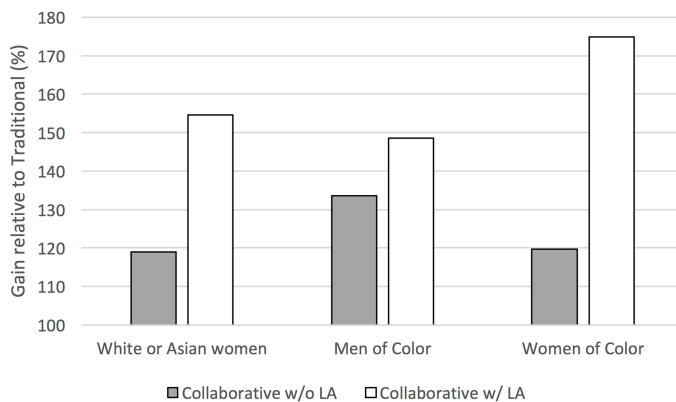


Figure 3. Marginalized group gains relative to their gains in traditional classes.

Discussion and Implications

The three operationalizations of equity led to three different relationships between equity and LA supported courses in our study. No learning environment had Equity of Outcomes. Collaborative learning with LAs did not achieve Equity of Learning but was much closer in terms of relative differences than traditional instruction. Both collaborative learning with and without LAs supported Equity of Individuality as all students learned far more in those environments than in traditional instruction. To a certain extent, LA supported environments not achieving all three operationalizations was a foregone conclusion. Students from marginalized groups that have lower pretest scores would need larger learning gains than White and Asian male students to end a course with posttest scores equal to them (Equity of Outcomes). When groups of students have unequal learning gains Equity of Learning is not achieved. Thus, a course that begins with inequities (e.g., almost all college physics courses in the United States) cannot simultaneously achieve Equity of Outcomes and Equity of Learning. If researchers or communities want to pursue one of these operationalizations of equity they need to evaluate which one best fits their goals, needs, and values.

Given the entrenched nature of group inequities, Equity of Outcomes may not be achievable in a single semester of instruction. The gaps that exist between marginalized and majority groups do so because those groups have access to different resources and experiences that have accumulated over a lifetime. For example, Cheryan and colleagues (2017) found that differences in gender representation in college STEM degrees are related to differences between boys and girls experiences as children. It may not be feasible to overcome those inequities in a single semester. Attempting to do so may require focusing resources on marginalized groups in such a disproportionate manner that students from majority groups suffer. While this may be a just approach given the general lack of resources and opportunities afforded students from marginalized groups, the third tenet of CRT (interest convergence) proposes that it is unlikely to be a successful approach. A solution is unlikely to garner sufficient support from those with power to be implemented and sustained if it does not advance majority students alongside marginalized students.

While LA supported courses did not achieve Equity of Outcomes and Equity of Learning they did achieve Equity of Individuality. Students from marginalized groups learned far more in LA supported courses than in traditional courses. In response to the focus on the gaps between marginalized and majority students, equity scholars (Gutierrez & Dixon-Roman, 2011) proposed the use of Equity of Individuality which gets away from positioning students from majority groups as the ideal state from which marginalized students are compared. If an intervention supports the learning of marginalized students, the value of the intervention should not decrease if it also supports the learning of students from majority groups. The value of an intervention for marginalized students should be considered independently from its impact on majority students. The lack of consideration of majority student outcomes in Equity of Individuality means it can lead to contradictory conclusions from Equity of Outcomes and Equity of Learning. As each operationalization of equity provides useful perspectives for understanding student outcomes, we conclude that a single operationalization of equity cannot provide a broad enough description of equity to fully inform policy and practice. Rodriguez and colleagues (2012) called on researchers to explicitly state how they operationalize equity. We hope that researchers will make this operationalization before they analyze their data. Because of the risk of selecting an operationalization of equity specifically to produce a desired result, researchers should provide

access to their data through the supplemental materials of journals or by sharing their data with fellow scholars who request access to it.

We endorse Gutierrez and Dixon-Roman's (2011) critique of equity research. Focusing on gaps between majority and marginalized groups has an assimilationist goal that frames marginalized groups as being deficient. It positions equity as being achieved when marginalized students can do as well as middle-class Whites. We think the research and education communities need to make space for the reflection and diverse investigations Gutierrez and Dixon-Roman call for. However, we also believe comparisons are a powerful tool for understanding the impacts of classroom interventions and transformations on student learning. We applied three different operationalizations of equity to provide a broad set of quantitative measures of the relationships between collaborative learning with and without LAs and equity in college physics courses. The contrasts between the results for these three different operationalizations provide more perspectives than any single operationalization can. Our findings illustrate how a single operationalization could drive a narrative of success or failure without fully considering different perspectives on equity. To create a more nuanced understanding of equity, we presented both absolute and relative differences between groups and learning environments. Absolute achievement gaps were similar in all three courses types, but the overall higher learning gains in LA supported courses meant that relative learning gaps were smaller in those courses. All together these results show that LA supported courses are associated with better outcomes than traditional courses but they are not a standalone solution to inequalities in college physics education.

Our investigation shows that collaborative learning benefits students on average and improves equity by some measures. These results imply that if collaborative learning is used more broadly then equity will be improved. However, if collaborative learning is primarily used in institutions that disproportionately serve students from majority groups, then collaborative learning can increase inequities. Two-year colleges enroll a disproportionate number of students from marginalized groups and hold a huge potential for increasing the number and diversity of STEM students (Bahr et al., 2016). Students at two-year colleges tend to have less math and science preparation and would therefore tend to have lower pretest scores on instruments like the FCI and FMCE. Two-year colleges also tend to spend less per student and may not have the resources (e.g., more space, movable tables, whiteboards, clickers, etc.) to implement collaborative learning. Our descriptive statistics (Table 2) show meaningful differences in the average pretest scores between traditional courses (28.8%) and collaborative courses with LAs (36.1%) and without LAs (40.5%). Those statistics also show that the representation of marginalized students is much higher in traditional courses (66%) than in either type of collaborative course (50% with LAs and 42% without LAs). These differences are consistent with collaborative learning being likely to occur in institutions that serve students with more preparation in math and science. This indicates that course transformations that benefit all students are more happening more often in institutions that disproportionately serve students from majority groups with stronger physics backgrounds. If so, then these beneficial transformations will increase several forms of inequity unless policy is enacted at the state and national level to distribute resources more evenly across institution types.

The results of the study show that there is a systemic gap in learning between White and Asian students and students marginalized by their race or ethnicity. This gap is approximately the same size as the gender gap, yet the [role] of race and ethnicity in college physics learning has received far less attention than gender. The lack of attention on race and ethnicity may have

occurred because of the low representation of students from these marginalized groups in college physics courses, which makes it difficult to establish statistically reliable relationships between learning and race and ethnicity. In this study, we were limited to aggregating all students together that fell into a marginalized group by race or ethnicity. Thanks to the growth of the LASSO database we expect to disaggregate the data across different groups in future work. Another option is for researchers to use mixed methods or qualitative methods to investigate the experiences of students of color and women. Qualitative studies provide the opportunity to use share the narrative and counter narrative of students from marginalized groups. In conjunction, qualitative and quantitative studies can provide a much fuller description of the experiences of students from marginalized groups, their learning outcomes, and how those experiences and outcomes vary across individuals, groups, and educational settings.

Limitations and future work

We assume that RBA scores represent the learning that occurred for different groups in the different learning contexts. This assumption ignores other factors that could influence students' scores such as their ability to take tests, stereotype threat, and how they interpret the questions. For example, researchers found differences between what students said they personally believed and what they said scientists believed on the FCI. The researchers found that the disagreements between students responses were larger for women than for men (McCaskey et al., 2004). We are not aware of similar research that has looked differences in responses across race and ethnicity. In another study, Traxler et al. (2018) identified gender bias on a handful of the items on the FCI (Traxler, 2018). While there are a number of valid critiques of these instruments, they have been widely translated and have validation arguments across several languages, indicating that their validity as a measure for student learning may be robust (e.g., Ishimoto et al., 2017).

Gutierrez (2008) critiqued quantitative studies that use comparative operationalizations of equity, such as Equity of Outcomes and Learning, as furthering a narrative of minority students being deficient and poorly prepared to learn. We acknowledge that this is an inherent risk of quantitative comparative studies, however studies such as ours can inform the common relationships between student's characteristics and outcomes and different classroom activity systems. Comparative studies can support understanding how microlevel and macrolevel phenomenon interact. CHAT positions the system and how the system interacts with the students it serves (or consists of) as the source of success or failure in meeting the goals that are set out for it. If equity and diversity are truly goals of college STEM education, and not just catch phrases to perpetuate the system as is, then the system must be transformed to meet those goals. Our results show that traditional instruction does not meet those goals and that the use of

By focusing on student pre and posttest scores on RBAs, our analysis did not examine the rich interactions that occur in courses. Collection and analysis of qualitative data (e.g., classroom observations and transcript/gesture analysis) would allow researchers to examine how LAs transform the interactions with course activity systems. For example, researchers could examine the ways in which narrative and counter-narrative emerge in courses with and without LAs. This analysis might identify mechanisms causing the inequities we found in our analyses (and potential solutions to them). Despite the limitations of our research design, we believe our operationalizations of equity and their associated models can provide insight into what types of classroom environments are systemically associated with improved outcomes for marginalized students.

In this investigation, we had the statistical power required to model the impacts of students being marginalized due to their gender and race/ethnicity. We do not assume, however, that the experience of all marginalized groups are the same. For example, the historical and contemporary experiences of Black students differ from Latinx, Native American, and Pacific Islander students. As the number and types of LASSO users grow, we will further disaggregate marginalized populations within our models and examine how institutional contexts contribute to student inequities. For example, the experiences of Black students at Historically Black Colleges, research intensive institutions, and 2-year colleges likely vary in meaningful ways. By accounting for differences between marginalized student groups across institutional contexts, researchers can provide new insights into improving equity in college STEM courses.

As with gender and race/ethnicity, we did not have enough statistical power to disaggregate all of the course features that we were interested in examining. Specifically, we would like to examine potential differences between algebra and calculus-based physics courses and across institutional contexts (e.g., two-year colleges, teaching-intensive institutions, and research-intensive institutions). It is unknown whether collaborative learning with or without LAs is more likely to happen in either algebra or calculus-based physics or if the practices are associated with differential student outcomes across institutional contexts. As the statistical power of the LASSO database grows, disaggregating across these types of course and institutional contexts may provide additional insights into the nature of classroom inequities.

References

- Adams, W. K., Perkins, K. K., Podolefsky, N. S., Dubson, M., Finkelstein, N. D., & Wieman, C. E. (2006). New instrument for measuring student beliefs about physics and learning physics: The Colorado Learning Attitudes about Science Survey. *Physical review special topics-physics education research*, 2(1), 010101.
- African American Policy Forum. (n.d.). A primer on intersectionality. New York, NY: Columbia Law School.
- Allen, D., and Tanner, K. (2009). *Transformations: Approaches to college science teaching* (1st ed.). New York: W.H. Freeman.
- Allison, P. D. (2002). Missing data: Quantitative applications in the social sciences. *British Journal of Mathematical and Statistical Psychology*, 55(1), 193-196.
- American Institute of Physics. (2012). Percent of Physics Bachelor's Degrees Earned by Women, Classes of 1981 through 2010. <https://www.aip.org/statistics/data-graphics/percent-physics-bachelor%E2%80%99s-degrees-earned-women-classes-1981-through-2010>
- American Institute of Physics. (2011). Female Students in High School Physics: Results from the 2008-09 Nationwide Survey of High School Physics Teachers, <https://www.aip.org/sites/default/files/statistics/highschool/hs-studfemale-09.pdf>.
- APS (2015). Women Among Physics Faculty Members. AIP Statistical Research Center.
- Bahr, P. R., Jackson, G., McNaughtan, J., Oster, M., & Gross, J. (2017). Unrealized Potential: Community College Pathways to STEM Baccalaureate Degrees. *The Journal of Higher Education*, 88(3), 430-478.
- Beichner, R. J., Saul, J. M., Abbott, D. S., Morse, J. J., Deardorff, D., Allain, R. J., ... Risley, J. (2007). The Student-Centered Activities for Large Enrollment Undergraduate Programs (SCALE-UP) Project. *Research-Based Reform of University Physics*, 1(1), 1-42. Retrieved from http://www.percentral.com/PER/per_reviews/media/volume1/SCALE-UP-2007.pdf
- Beichner, R. J., & Saul, J. M. (2003). Introduction to the SCALE-UP (Student-Centered Activities for Large Enrollment Undergraduate Programs) Project, (July), 1-17.
- Brewe, E. (2008). Modeling theory applied: Modeling instruction in introductory physics. *American Journal of Physics*, 76, 1155. DOI: 10.1119/1.2983148
- Brewe, E., & Sawtelle, V. (2016). Editorial : Focused Collection : Gender in Physics. *Physical Review Physics Education Research*, 20001, 1-4. <https://doi.org/10.1103/PhysRevPhysEducRes.12.020001>
- Brewe, E., Sawtelle, V., Kramer, L. H., O'Brien, G. E., Rodriguez, I., & Pamelá, P. (2010). Toward equity through participation in Modeling Instruction in introductory university physics. *Physical Review Special Topics - Physics Education Research*. <https://doi.org/10.1103/PhysRevSTPER.6.010106>
- Buhi, E. R., Goodson, P., & Neilands, T. B. (2008). Out of sight, not out of mind: strategies for handling missing data. *American journal of health behavior*, 32(1), 83-92.
- Cheryan, S., Ziegler, S. A., Montoya, A. K., & Jiang, L. (2017). Why are some STEM fields more gender balanced than others? *Psychological Bulletin*, 143(1), 1.
- Close, E. W., Conn, J., & Close, H. G. (2016). Becoming physics people: Development of integrated physics identity through the Learning Assistant experience. *Physical Review Physics Education Research*, 12(1), 010109.
- Docktor, J.L., and Mestre, J.P. (2011). A synthesis of discipline-based education research in physics. Paper presented at the Second Committee Meeting on the Status, Contributions,

- and Future Directions of Discipline-Based Education Research. Available: http://www7.nationalacademies.org/bose/DBER_Docktor_October_Paper.pdf.
- Drechsler, J. (2015). Multiple imputation of multilevel missing data—Rigor versus simplicity. *Journal of Educational and Behavioral Statistics*, 40(1), 69-95.
- Eddy, S. L., & Brownell, S. E. (2016). Beneath the numbers: A review of gender disparities in undergraduate education across science , technology , engineering , and math disciplines, 20106, 1–20. <https://doi.org/10.1103/PhysRevPhysEducRes.12.020106>
- Elby, A. (1999). Another reason that physics students learn by rote. *American Journal of Physics*, 67(S1), 52-57.
- Espinoza, O. (2007). Solving the equity–equality conceptual dilemma: a new model for analysis of the educational process. *Educational Research*, 49(4), 343–363. <https://doi.org/10.1080/00131880701717198>
- Feiman-Nemser, S., & Buchmann, M. (1983). Pitfalls of Experience in Teacher Preparation. Occasional Paper No. 65.
- Grant, C. (1989). Equity, teachers and classroom life. In W. G. Secada (Ed.), *Equity in education* (pp. 89-102). Philadelphia, PA: The Falmer Press.
- Gutiérrez, R. (2008). A “ Gap-Gazing ” Fetish in Mathematics Education ? Problematizing Research on the Achievement Gap. *Journal for Research in Mathematics Education*, 39(4), 357–364. <https://doi.org/10.2307/40539302>
- Gutiérrez, R., & Dixon-Román, E. (2011). Beyond Gap Gazing: How Can Thinking About Education Comprehensively Help Us (Re)envision Mathematics Education? *Mapping Equity and Quality in Mathematics Education*, (January 2011), 1–624. <https://doi.org/10.1007/978-90-481-9803-0>
- Hake, R. (1998). Interactive-engagement versus traditional methods: A six-thousand-student survey of mechanics test data for introductory physics courses. *American Journal of Physics*, 66(1), 64–74. Retrieved from http://pdfserv.aip.org/AJPIAS/vol_66/iss_1/64_1.pdf
- Handelsman, J., Miller, S., and Pfund, C. (2007). *Scientific teaching*. New York: Freeman.
- Hestenes, D. (1987). Toward a modeling theory of physics instruction. *American Journal of Physics*, 55(5), 440–454. DOI: 10.1119/1.15129
- Hestenes, D., Wells, M., & Swackhamer, G. (1992). Force concept inventory. *The physics teacher*, 30(3), 141-158.
- Hieggelke, C. J., Kanim, S., Maloney, D. P., & O’Kuma, T. L. (2014). *Tipers Sensemaking Tasks for Introductory Physics*.
- Ivie, R., Anderson, G., & White, S. (2014). *African Americans & Hispanics Among Physics & Astronomy Faculty*. AIP Statistical Research Center.
- Kost, L. E., Pollock, S. J., & Finkelstein, N. D. (2009). Characterizing the gender gap in introductory physics. *Physical Review Special Topics-Physics Education Research*, 5(1), 010101.
- LA Alliance (2018). <https://learningassistantalliance.org/>.
- Ladson-Billings, G., & Tate, W. (1995). Toward a Critical Race Theory of Education. *Teachers College Record*, 97(1).
- Lave, J., & Wenger, E. (1991). *Situated learning: Legitimate peripheral participation*. Cambridge university press.
- Lee, O. (1999). Equity implications based on the conceptions of science achievement in major reform documents. *Review of educational research*, 69(1), 83-115.

- Lorenzo, M., Crouch, C. H., & Mazur, E. (2006). Reducing the gender gap in the physics classroom. *American Journal of Physics*, 74(2), 118. <https://doi.org/10.1119/1.2162549>
- Lynch, S. J. (2000). *Equity and science education reform*. Routledge.
- Madsen, A., McKagan, S. B., & Sayre, E. C. (2013). Gender gap on concept inventories in physics: What is consistent, what is inconsistent, and what factors influence the gap?. *Physical Review Special Topics-Physics Education Research*, 9(2), 020121.
- Manly, C. A., & Wells, R. S. (2015). Reporting the use of multiple imputation for missing data in higher education research. *Research in Higher Education*, 56(4), 397-409.
- Mazur, E. (1997). Peer Instruction. In *PEER INSTRUCTION A USER'S MANUAL* (Vol. 30).
- McCaskey, T. L., Dancy, M. H., & Elby, A. (2004). Effects on assessment caused by splits between belief and understanding. *Proceedings of the 2003 Physics Education Research Conference*.
- McCullough, L. (2018) An Overview on Research on Gender and Under-Represented Ethnicities in Physics Education. in *Getting Started in PER Reviews in PER Vol. 2*, edited by C. Henderson and K. A. Harper, American Association of Physics Teachers, College Park, MD. <http://www.per-central.org/items/detail.cfm?ID=14686>
- McDermott, L. C., & Shaffer, P. S. (1998). *Tutorials in introductory physics*. Prentice Hall.
- Milner, H. R. (2007). Race, Culture, and Researcher Positionality: Working Through Dangers Seen, Unseen, and Unforeseen. *Educational Researcher*, 36(7), 388–400. <https://doi.org/10.3102/0013189X07309471>
- National Research Council. (2012). *Discipline Based Education Research: Understanding and Improving Learning in Undergraduate Science and Engineering*. <https://doi.org/10.17226/13362>
- National Research Council. (2013). Expanding underrepresented minority participation: America's science and technology talent at the crossroads. *Science Education*, 97(1), 163-166.
- National Science Foundation, Women, minorities, and persons with disabilities in science and engineering (2017), <https://www.nsf.gov/statistics/2017/nsf17310/>
- Otero, V. (2015). Recruiting and Educating Future Physics Teachers: Case Studies and Effective Practices. In C. Sandifer & E. Brewe (Eds.), *Effective Practices in Preservice Teacher Education* (pp. 107–116). American Physical Society and American Association of Physics Teachers.
- Otero, V., Langdon, L., Her Many Horses, I., Oatley, M., & Van Dusen, B. (2016). Learning Assistant Alliance: Social Organizing Tools for Sharing Resources and Building Institutional Networks. In *Proc. 2016 Envisioning the Future of Undergraduate STEM Education Conference*.
- Nasir, N. S., & Hand, V. M. (2006). Exploring Sociocultural Perspectives on Race, Culture, and Learning. *Review of Educational Research*, 76(4), 449–475. <https://doi.org/10.3102/00346543076004449>
- Nissen, J., Talbot, R., Thompson, A., Van Dusen, B. (2018). Comparison of normalized gain and Cohen's d for analyzing gains on concept inventories. *Physical Review - Physics Education Research*.
- Rodriguez, I., Brewe, E., Sawtelle, V., & Kramer, L. H. (2012). Impact of equity models and statistical measures on interpretations of educational reform. *Physical Review Special Topics - Physics Education Research*, 8(2), 1–7. <https://doi.org/10.1103/PhysRevSTPER.8.020103>

- Roth, W.-M., & Lee, Y.-J. (2007). "Vygotsky's Neglected Legacy": Cultural-Historical Activity Theory. *Review of Educational Research*, 77(2), 186–232.
<https://doi.org/10.3102/0034654306298273>
- Ruiz-Primo, M.A., Briggs, D., Iverson, H., Talbot, R., and Shepard, L.A. (2011). Impact of undergraduate science course innovations on learning. *Science*, 331(6022), 1269-1270.
- Secada, W. G. (Ed.). (1989). *Equity in education*. Falmer Press.
- Secada, W. G. (1994). *Equity and the teaching of mathematics*. Georgia Univ., Athens. Dept. of Science Education. Eisenhower Program for Mathematics and Science Education, Washington, DC., 26.
- Saka, Y., Southerland, S. a., & Brooks, J. S. (2009). Becoming a member of a school community while working toward science education reform: Teacher induction from a cultural historical activity theory (CHAT) perspective. *Science Education*, 93(6), 996–1025.
<https://doi.org/10.1002/sce.20342>
- Schafer, J. L. (1999). Multiple imputation: a primer. *Statistical methods in medical research*, 8(1), 3-15.
- Talbot, R. M., Hartley, L. M., Liddick, L., & Wee, B. S.-C. (2015). Characterizing student interaction in a learning assistant supported biology course: The classroom as a social network. *Annual International Conference of the National Association of Research in Science Teaching*.
- Thornton, R., & Sokoloff, D. D. (1998). Assessing student learning of Newton's laws: The Force and Motion Conceptual Evaluation and the Evaluation of Active Learning Laboratory and Lecture Curricula. *American Journal of Physics*, 66(4), 338–352. Retrieved from
http://pdfserv.aip.org/AJPIAS/vol_66/iss_4/338_1.pdf
- Traxler, A., Henderson, R., Stewart, J., Stewart, G., Papak, A., & Lindell, R. (2017). Gender Fairness within the Force Concept Inventory. *Physical Review Physics Education Research*, 14(1), 10103. <https://doi.org/10.1103/PhysRevPhysEducRes.14.010103>
- Van Dusen, B. and Nissen, J. (2018). Systemic Inequities in Introductory Physics Courses: the Impacts of Learning Assistants, In L. Ding, A. Traxler, & Y. Cao (Eds.), *Proc. 2017 Physics Education Research Conference* (400-403). doi:[10.1119/perc.2017.pr.095](https://doi.org/10.1119/perc.2017.pr.095).
- Van Dusen, B., White, J.S.S., & Roualdes, E. (2016). The Impact of Learning Assistants on Inequities in Physics Student Outcomes. In D. L. Jones, L. Ding, & A. Traxler (Eds.), *Physics Education Research Conference Proceedings* (pp. 360–363).
<http://doi.org/10.1119/perc.2016.pr.085>
- White, J.S.S., Van Dusen, B., & Roualdes, E. (2016). The Impacts of Learning Assistants on Student Learning of Physics. In D. L. Jones, L. Ding, & A. Traxler (Eds.), *Physics Education Research Conference Proceedings* (pp. 384–387).
<http://doi.org/10.1119/perc.2016.pr.091>