

A Generalized Xgamma Generator Family of Distributions

Sudhansu S. Maiti^{1*}, Sukanta Pramanik²

¹Department of Statistics, Visva-Bharati University, Santiniketan-731 235, India

²Department of Statistics, Siliguri College, North Bengal University, Siliguri, India

Abstract

In this paper, a new class of distributions, called Odds xgamma-G (OXG-G) family of distributions is proposed for modeling lifetime data. A comprehensive account of the mathematical properties of the new class including estimation issue is presented. Two data sets have been analyzed to illustrate its applicability.

Key Words and Phrases: Mean deviation, Moments, Estimation

1 Introduction

There are several ways of adding one or more parameters to a distribution function. Such an addition of parameters makes the resulting distribution richer and more flexible for modeling data. Proportional hazard model (PHM), Proportional reversed hazard model (PRHM), Proportional odds model (POM), Power transformed model (PTM) are few such models originated from this idea to add a shape parameter. In these models, a few pioneering works are by Box and Cox (1964), Cox (1972), Mudholkar and Srivastava (1993), Shaked and Shantikumar (1994), Marshall and Olkin (1997), Gupta and Kundu (1999), Gupta and Gupta (2007) among others.

Many distributions have been developed in recent years that involves the logit of the beta distribution. Under this generalized class of beta distribution scheme, the cumulative distribution function (cdf) for this class of distributions for the random variable X is generated by applying the inverse of the cdf of X to a beta distributed random variable to obtain,

$$F(x) = \frac{1}{B(\alpha, \beta)} \int_0^{G(x)} t^{\alpha-1} (1-t)^{\beta-1} dt; \alpha, \beta > 0,$$

where $G(x)$ is the cdf of any other distribution. This class has not only generalized the beta distribution but also added parameter(s) to it. Among this class of distributions are, the beta-Normal

*Corresponding author. e-mail:

[Eugene et al. (2002)]; beta-Gumbel [Nadarajah and Kotz (2004)]; beta-Exponential [Nadarajah and Kotz (2006)]; beta-Weibull [Famoye et al. (2005)]; beta-Rayleigh [Akinsete and Lowe (2009)]; beta-Laplace [Kozubowski and Nadarajah (2008)]; and beta-Pareto [Akinsete et al. (2008)], among a few others. Many useful statistical properties arising from these distributions and their applications to real life data have been discussed in the literature.

In the generalized class of beta distribution, since the beta random variable lies between 0 and 1, and the distribution function also lies between 0 and 1, to find out cdf of generalized distribution, the upper limit is replaced by cdf of the generalized distribution.

Alzaatreh et al. (2013) has proposed a new generalized family of distributions, called T-X family, and the cumulative distribution function (cdf) is defined as

$$F(x; \theta) = \int_a^{W[G(x)]} r(t) dt, \quad (1.1)$$

where, the random variable $T \in [a, b]$, for $-\infty < a, b < \infty$ and $W[G(x)]$ be a function of the cdf $F(x)$ so that $W[G(x)]$ satisfies the following conditions:

- (i) $W[G(x)] \in [a, b]$,
- (ii) $W[G(x)]$ is differentiable and monotonically non-decreasing,
- (iii) $W[G(x)] \rightarrow a$ as $x \rightarrow -\infty$ and $W[G(x)] \rightarrow b$ as $x \rightarrow \infty$.

In this paper, we propose a new wider class of continuous distributions called the Odds xgamma - G family by taking $W[G(x)] = \frac{G(x; \xi)}{1-G(x; \xi)}$ and $r(t) = \frac{\lambda^2}{1+\lambda} \left(1 + \frac{\lambda}{2} t^2\right) e^{-\lambda t}$, $t > 0, \lambda > 0$, where $G(x; \xi)$ is a baseline cdf, which depends on a parameter vector ξ and $\bar{G}(x; \xi) = 1 - G(x; \xi)$ is the baseline survival function.

The distribution function of Odds xgamma - G family of distribution is given by

$$\begin{aligned} F(x; \lambda, \xi) &= \int_0^{\frac{G(x; \xi)}{1-G(x; \xi)}} \frac{\lambda^2}{1+\lambda} \left(1 + \frac{\lambda}{2} t^2\right) e^{-\lambda t} dt \\ &= 1 - \frac{1 + \lambda + \lambda \frac{G(x; \xi)}{\bar{G}(x; \xi)} + \frac{\lambda^2}{2} \left\{ \frac{G(x; \xi)}{\bar{G}(x; \xi)} \right\}^2}{1 + \lambda} e^{-\lambda \frac{G(x; \xi)}{\bar{G}(x; \xi)}} \end{aligned} \quad (1.2)$$

The probability density function (pdf) of Odds xgamma - G family of distribution, is given by

$$f(x; \lambda, \xi) = \frac{\lambda^2}{1 + \lambda} \frac{g(x; \xi)}{[\bar{G}(x; \xi)]^2} \left[1 + \frac{\lambda}{2} \left\{ \frac{G(x; \xi)}{\bar{G}(x; \xi)} \right\}^2 \right] e^{-\lambda \frac{G(x; \xi)}{\bar{G}(x; \xi)}} \quad (1.3)$$

The survival function of Odds xgamma - G family of distribution is given by

$$S(x; \alpha, \xi) = \frac{1 + \lambda + \lambda \frac{G(x; \xi)}{\bar{G}(x; \xi)} + \frac{\lambda^2}{2} \left\{ \frac{G(x; \xi)}{\bar{G}(x; \xi)} \right\}^2}{1 + \lambda} e^{-\lambda \frac{G(x; \xi)}{\bar{G}(x; \xi)}} \quad (1.4)$$

The hazard rate function of Odds xgamma - G family of distribution is given by

$$\begin{aligned}
 h(t; \lambda, \xi) &= \frac{f(t; \lambda, \xi)}{S(t; \lambda, \xi)} \\
 &= \frac{\lambda^2 \frac{g(t; \xi)}{[G(t; \xi)]^2} \left[1 + \frac{\lambda}{2} \left\{ \frac{G(t; \xi)}{G(t; \xi)} \right\}^2 \right]}{1 + \lambda + \lambda \frac{G(t; \xi)}{G(t; \xi)} + \frac{\lambda^2}{2} \left\{ \frac{G(t; \xi)}{G(t; \xi)} \right\}^2}
 \end{aligned} \tag{1.5}$$

Table 1: Distributions and corresponding $G(x; \xi)/\bar{G}(x; \xi)$ functions

Distribution	$G(x; \xi)/\bar{G}(x; \xi)$	ξ
Uniform($0 < x < \theta$)	$x/(\theta - x)$	θ
Exponential($x > 0$)	$e^{\lambda x} - 1$	λ
Weibull($x > 0$)	$e^{\lambda x^\gamma} - 1$	(λ, γ)
Frechet($x > 0$)	$(e^{\lambda x^\gamma} - 1)^{-1}$	(λ, γ)
Half-logistic($x > 0$)	$(e^x - 1)/2$	ϕ
Power function($0 < x < 1/\theta$)	$[(\theta x)^{-k} - 1]^{-1}$	(θ, k)
Pareto($x \geq \theta$)	$(x/\theta)^k - 1$	(θ, k)
Burr XII(> 0)	$[1 + (x/s)^c]^k - 1$	(s, k, c)
Log-logistic($x > 0$)	$[1 + (x/s)^c] - 1$	(s, c)
Lomax($x > 0$)	$[1 + (x/s)]^k - 1$	(s, k)
Gumbel($-\infty < x < \infty$)	$[exp[exp(-(x - \mu)/\sigma)] - 1]^{-1}$	(μ, σ)
Kumaraswamy($0 < x < 1$)	$(1 - x^a)^{-b} - 1$	(a, b)
Normal($-\infty < x < \infty$)	$\Phi((x - \mu)/\sigma)/(1 - \Phi((x - \mu)/\sigma))$	(μ, σ)

2 Some Special Models for Odds xgamma - G Family

In this section, some new special distributions, namely, Odds xgamma-Uniform, Odds xgamma-Exponential, and GAW-log logistic are introduced.

2.1 Odds xgamma - Uniform Distribution

Considering the baseline distribution is Uniform on the interval $(0, \theta)$, $\theta > 0$ with the pdf and cdf, respectively

$$g(x; \theta) = \frac{1}{\theta}; 0 < x < \theta < \infty, G(x, \theta) = \frac{x}{\theta}$$

The cdf of Odds xgamma-Uniform distribution is obtained by substituting the pdf and cdf of uniform in (1.3) as follows

$$F(x; \lambda, \theta) = 1 - \frac{1 + \lambda + \frac{\lambda x}{\theta - x} + \frac{\lambda^2 x^2}{2(\theta - x)^2}}{1 + \lambda} e^{-\frac{\lambda x}{\theta - x}}$$

The corresponding pdf is given by

$$f(x; \lambda, \theta) = \frac{\lambda^2}{1 + \lambda} \frac{\theta}{(\theta - x)^2} \left[1 + \frac{\lambda x^2}{2(\theta - x)^2} \right] e^{-\frac{\lambda x}{\theta - x}} ; 0 < x < \theta < \infty, \lambda > 0.$$

The survival and hazard rate functions are given respectively as follows

$$R(x; \lambda, \theta) = \frac{1 + \lambda + \frac{\lambda x}{\theta - x} + \frac{\lambda^2 x^2}{2(\theta - x)^2}}{1 + \lambda} e^{-\frac{\lambda x}{\theta - x}}$$

$$h(x; \lambda, \theta) = \frac{\lambda^2 \theta \left[1 + \frac{\lambda x^2}{2(\theta - x)^2} \right]}{(\theta - x)^2 \left[1 + \lambda + \frac{\lambda x}{\theta - x} + \frac{\lambda^2 x^2}{2(\theta - x)^2} \right]}$$

2.2 Odds xgamma - Exponential Distribution

Considering the baseline distribution is Exponential with parameter $\theta > 0$. The pdf and cdf are

$$g(x; \theta) = \theta e^{-\theta x} ; 0 < x, \theta < \infty, G(x, \theta) = 1 - e^{-\theta x}$$

The cdf of Odds xgamma-Exponential distribution is obtained by substituting the pdf and cdf of uniform in (1.3) as follows

$$F(x; \lambda, \theta) = 1 - \frac{1 + \lambda e^{\theta x} + \frac{\lambda^2 (e^{\theta x} - 1)^2}{2}}{1 + \lambda} e^{-\lambda (e^{\theta x} - 1)}$$

The corresponding pdf is given by

$$f(x; \lambda, \theta) = \frac{\lambda^2}{1 + \lambda} \theta e^{\theta x} \left[1 + \frac{\lambda (e^{\theta x} - 1)^2}{2} \right] e^{-\lambda (e^{\theta x} - 1)} ; 0 < x, \theta < \infty, \lambda > 0.$$

The survival and hazard rate functions are given respectively as follows

$$R(x; \lambda, \theta) = \frac{1 + \lambda e^{\theta x} + \frac{\lambda^2 (e^{\theta x} - 1)^2}{2}}{1 + \lambda} e^{-\lambda (e^{\theta x} - 1)}$$

$$h(x; \lambda, \theta) = \frac{\lambda^2 \theta e^{\theta x} \left[1 + \frac{\lambda (e^{\theta x} - 1)^2}{2} \right]}{1 + \lambda e^{\theta x} + \frac{\lambda^2 (e^{\theta x} - 1)^2}{2}}$$

2.3 Odds xgamma - Burr XII Distribution

Considering the baseline distribution is Burr XII (see Burr (1942)) with the following pdf and cdf

$$g(x; \alpha, \theta) = \alpha \theta x^{(\theta-1)} (1 + x^\alpha)^{-(\theta+1)} ; x \geq 0, \alpha, \theta > 0,$$

$$G(x; \alpha, \theta) = 1 - (1 + x^\alpha)^{-\theta} ; x \geq 0, \alpha, \theta > 0.$$

The cdf of Odds xgamma-Burr XII distribution is obtained by substituting the pdf and cdf of uniform in (1.3) as follows

$$F(x; \lambda, \alpha, \theta) = 1 - \frac{1 + \lambda(1 + x^\alpha)^\theta + \frac{\lambda^2}{2} [(1 + x^\alpha)^\theta - 1]^2}{1 + \lambda} e^{-\lambda[(1+x^\alpha)^\theta - 1]}$$

The corresponding pdf is given by

$$f(x; \lambda, \alpha, \theta) = \frac{\lambda^2}{1 + \lambda} \alpha \theta x^{\theta-1} (1 + x^\alpha)^{\theta-1} \left[1 + \frac{\lambda}{2} [(1 + x^\alpha)^\theta - 1]^2 \right] e^{-\lambda[(1+x^\alpha)^\theta - 1]} ; 0 < x, \theta, \alpha < \infty, \lambda > 0.$$

The survival and hazard rate functions are given respectively as follows

$$R(x; \lambda, \alpha, \theta) = \frac{1 + \lambda(1 + x^\alpha)^\theta + \frac{\lambda^2}{2} [(1 + x^\alpha)^\theta - 1]^2}{1 + \lambda} e^{-\lambda[(1+x^\alpha)^\theta - 1]}$$

$$h(x; \lambda, \alpha, \theta) = \frac{\lambda^2 \alpha \theta x^{\theta-1} (1 + x^\alpha)^{\theta-1} \left[1 + \frac{\lambda}{2} [(1 + x^\alpha)^\theta - 1]^2 \right]}{1 + \lambda(1 + x^\alpha)^\theta + \frac{\lambda^2}{2} [(1 + x^\alpha)^\theta - 1]^2}$$

2.4 Odds xgamma - Normal Distribution

The cdf of Odds xgamma-Normal distribution is obtained by

$$F(x; \lambda, \mu, \sigma) = 1 - \frac{1 + \lambda + \lambda \frac{\Phi(\frac{x-\mu}{\sigma})}{1-\Phi(\frac{x-\mu}{\sigma})} + \frac{\lambda^2}{2} \left[\frac{\Phi(\frac{x-\mu}{\sigma})}{1-\Phi(\frac{x-\mu}{\sigma})} \right]^2}{1 + \lambda} e^{-\lambda \frac{\Phi(\frac{x-\mu}{\sigma})}{1-\Phi(\frac{x-\mu}{\sigma})}}$$

The corresponding pdf is given by

$$f(x; \lambda, \mu, \sigma) = \frac{\lambda^2}{(1 + \lambda)\sigma} \frac{\phi(\frac{x-\mu}{\sigma})}{[1 - \Phi(\frac{x-\mu}{\sigma})]^2} \left[1 + \frac{\lambda}{2} \frac{\Phi(\frac{x-\mu}{\sigma})}{1 - \Phi(\frac{x-\mu}{\sigma})} \right]^2 e^{-\lambda \frac{\Phi(\frac{x-\mu}{\sigma})}{1-\Phi(\frac{x-\mu}{\sigma})}} ; -\infty < x < \infty.$$

The survival and hazard rate functions are given respectively as follows

$$R(x; \lambda, \mu, \sigma) = \frac{1 + \lambda + \lambda \frac{\Phi(\frac{x-\mu}{\sigma})}{1-\Phi(\frac{x-\mu}{\sigma})} + \frac{\lambda^2}{2} \left[\frac{\Phi(\frac{x-\mu}{\sigma})}{1-\Phi(\frac{x-\mu}{\sigma})} \right]^2}{1 + \lambda} e^{-\lambda \frac{\Phi(\frac{x-\mu}{\sigma})}{1-\Phi(\frac{x-\mu}{\sigma})}}$$

$$h(x; \lambda, \mu, \sigma) = \frac{\frac{\lambda^2}{\sigma} \frac{\phi(\frac{x-\mu}{\sigma})}{[1-\Phi(\frac{x-\mu}{\sigma})]^2} \left[1 + \frac{\lambda}{2} \frac{\Phi(\frac{x-\mu}{\sigma})}{1-\Phi(\frac{x-\mu}{\sigma})} \right]^2}{1 + \lambda + \lambda \frac{\Phi(\frac{x-\mu}{\sigma})}{1-\Phi(\frac{x-\mu}{\sigma})} + \frac{\lambda^2}{2} \left[\frac{\Phi(\frac{x-\mu}{\sigma})}{1-\Phi(\frac{x-\mu}{\sigma})} \right]^2}$$

3 Some Mathematical Properties

In this section, some general results of the Odds xgamma - G family are derived.

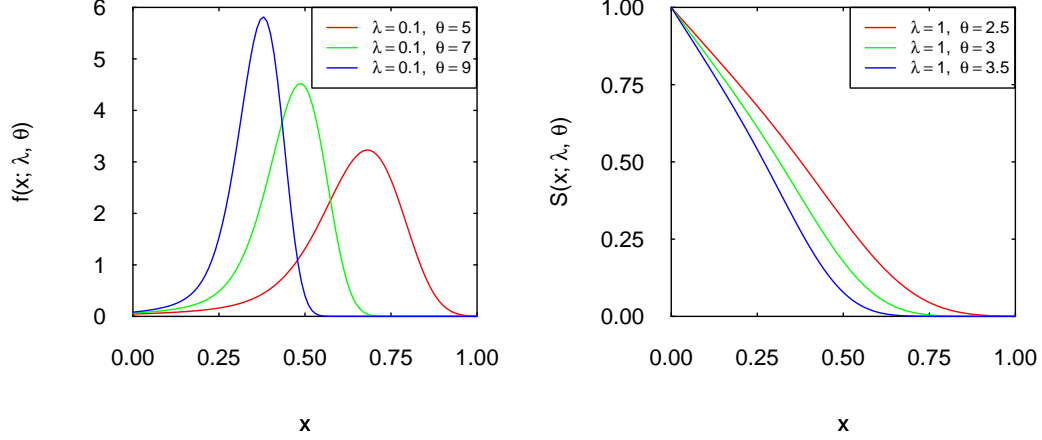


Figure 1: The pdf and survival function of Odds xgamma - Exponential Distribution

3.1 Mixture Representation

Expansion formulae of the Odds xgamma - G family, such as; the pdf and cdf are derived. The probability density function (pdf) of Odds xgamma - G family of distribution, is given by

$$\begin{aligned}
f(x; \lambda, \xi) &= \frac{\lambda^2}{1 + \lambda} \frac{g(x; \xi)}{[\bar{G}(x; \xi)]^2} \left[1 + \frac{\lambda}{2} \left\{ \frac{G(x; \xi)}{\bar{G}(x; \xi)} \right\}^2 \right] e^{-\lambda \frac{G(x; \xi)}{\bar{G}(x; \xi)}} \\
&= \frac{\lambda^2}{1 + \lambda} \frac{g(x; \xi)}{[\bar{G}(x; \xi)]^2} \left[1 + \frac{\lambda}{2} \left\{ \frac{G(x; \xi)}{\bar{G}(x; \xi)} \right\}^2 \right] \sum_{i=0}^{\infty} \frac{(-1)^i}{i!} \lambda^i \left[\frac{G(x; \xi)}{\bar{G}(x; \xi)} \right]^i \\
&= \sum_{i=0}^{\infty} \frac{(-1)^i}{i!} \frac{\lambda^{i+2}}{1 + \lambda} \frac{g(x; \xi) [G(x; \xi)]^i}{[\bar{G}(x; \xi)]^{i+2}} \left[1 + \frac{\lambda}{2} \left\{ \frac{G(x; \xi)}{\bar{G}(x; \xi)} \right\}^2 \right] \\
&= \sum_{i=0}^{\infty} \frac{(-1)^i}{i!} \frac{\lambda^{i+2}}{1 + \lambda} g(x; \xi) [G(x; \xi)]^i [\bar{G}(x; \xi)]^{-(i+2)} + \sum_{i=0}^{\infty} \frac{(-1)^i}{i!} \frac{\lambda^{i+3}}{2(1 + \lambda)} g(x; \xi) [G(x; \xi)]^{i+2} [\bar{G}(x; \xi)]^{-(i+4)} \\
&= \sum_{i,j=0}^{\infty} \frac{(-1)^i}{i!} \binom{i+j+1}{j} \frac{\lambda^{i+2}}{1 + \lambda} g(x; \xi) [G(x; \xi)]^{i+j} + \sum_{i,k=0}^{\infty} \frac{(-1)^i}{i!} \binom{i+k+3}{k} \frac{\lambda^{i+3}}{2(1 + \lambda)} g(x; \xi) [G(x; \xi)]^{i+k+2} \\
&= \sum_{i,j=0}^{\infty} w_{ij} h_{i+j+1}(x; \xi) + \sum_{i,k=0}^{\infty} w_{ik} h_{i+k+3}(x; \xi) \tag{3.6}
\end{aligned}$$

Where, $w_{ij} = \frac{(-1)^i}{i!} \binom{i+j+1}{j} \frac{\lambda^{i+2}}{1 + \lambda}$, $w_{ik} = \frac{(-1)^i}{i!} \binom{i+k+3}{k} \frac{\lambda^{i+3}}{2(1 + \lambda)}$ and $h_{m+n+1}(x; \xi) = g(x; \xi) [G(x; \xi)]^{m+n}$

The cdf of X can be given by integrating equation (3.6) as

$$F(x; \lambda, \xi) = \sum_{i,j=0}^{\infty} w_{ij} H_{i+j+1}(x; \xi) + \sum_{i,k=0}^{\infty} w_{ik} H_{i+k+3}(x; \xi) \tag{3.7}$$

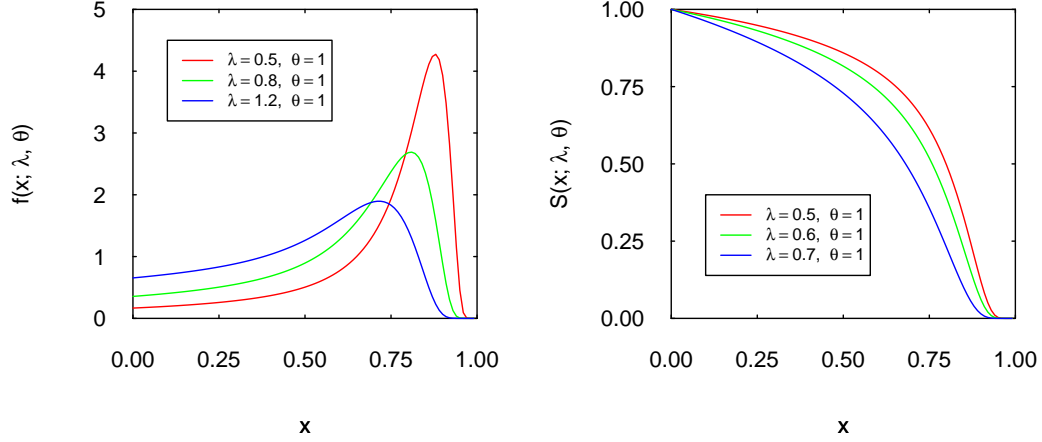


Figure 2: The pdf and survival function of Odds xgamma - Uniform Distribution

3.2 Shapes of the Odds xgamma - G family of distribution

The shapes of the density and hazard rate functions can also be described analytically.

Now,

$$f(x; \lambda, \xi) = \frac{\lambda^2}{1 + \lambda} \frac{g(x; \xi)}{[\bar{G}(x; \xi)]^2} \left[1 + \frac{\lambda}{2} \left\{ \frac{G(x; \xi)}{\bar{G}(x; \xi)} \right\}^2 \right] e^{-\lambda \frac{G(x; \xi)}{\bar{G}(x; \xi)}}$$

So,

$$\ln f(x; \lambda, \xi) = \ln \left(\frac{\lambda^2}{1 + \lambda} \right) + \ln g(x; \xi) - 2 \ln \bar{G}(x; \xi) + \ln \left[1 + \frac{\lambda}{2} \left\{ \frac{G(x; \xi)}{\bar{G}(x; \xi)} \right\}^2 \right] - \lambda \frac{G(x; \xi)}{\bar{G}(x; \xi)}$$

Now, The critical points of the Odds xgamma - G density function are the roots of the equation:

$$\frac{d}{dx} \ln f(x; \lambda, \xi) = \frac{g'(x; \xi)}{g(x; \xi)} + \frac{2g(x; \xi)}{\bar{G}(x; \xi)} + \frac{\frac{\lambda g(x; \xi) G(x; \xi)}{[\bar{G}(x; \xi)]^3}}{1 + \frac{\lambda}{2} \left\{ \frac{G(x; \xi)}{\bar{G}(x; \xi)} \right\}^2} - \frac{\lambda g(x; \xi)}{[\bar{G}(x; \xi)]^2} = 0$$

3.3 Quantile function

The quantile function, say $Q(u) = F^{-1}(u)$, of the Odds xgamma - G family is derived by inverting (1.2) as follows

$$u = 1 - \frac{1 + \lambda + \frac{\lambda Q(u)}{1 - Q(u)} + \frac{\lambda^2}{2} \left\{ \frac{Q(u)}{1 - Q(u)} \right\}^2}{1 + \lambda} e^{-\lambda \frac{Q(u)}{1 - Q(u)}}$$

So,

$$1 + \lambda + \frac{\lambda Q(u)}{1 - Q(u)} + \frac{\lambda^2}{2} \left\{ \frac{Q(u)}{1 - Q(u)} \right\}^2 = (1 + \lambda)(1 - u) e^{\lambda \frac{Q(u)}{1 - Q(u)}}$$

Taking Log on both sides, after some simplifications, the previous equation is reduced to

$$\frac{\lambda Q(u)}{1-Q(u)} + \ln(1+\lambda) + \ln(1-u) - \ln \left[1 + \lambda + \lambda \frac{Q(u)}{1-Q(u)} + \frac{\lambda^2}{2} \left\{ \frac{Q(u)}{1-Q(u)} \right\}^2 \right] = 0 \quad (3.8)$$

By solving the nonlinear equation (3.8), numerically, the Odds xgamma - G family random variable X can be generated, where u has the uniform distribution on the unit interval.

3.4 Moments

The rth moment of random variable X can be obtained from pdf (3.6) as follows

$$\begin{aligned} \mu'_r &= \int_0^\infty x^r f(x, \xi) dx \\ &= \sum_{i,j=0}^\infty w_{ij} \int_0^\infty x^r h_{i+j+1}(x; \xi) dx + \sum_{i,k=0}^\infty w_{ik} \int_0^\infty x^r h_{i+k+3}(x; \xi) dx \end{aligned}$$

Therefore

$$\mu'_r = \sum_{i,j=0}^\infty w_{ij} I_{i,j,r} + \sum_{i,k=0}^\infty w_{ik} I_{i,k,r}; \quad r = 1, 2, \dots \quad (3.9)$$

where, $I_{i,j,r} = \int_0^\infty x^r h_{i+j+1}(x; \xi) dx$ and $I_{i,k,r} = \int_0^\infty x^r h_{i+k+3}(x; \xi) dx$.

In particular, the mean and variance of Odds xgamma - G family are obtained as follows:

$$E(X) = \sum_{i,j=0}^\infty w_{ij} I_{i,j,1} + \sum_{i,k=0}^\infty w_{ik} I_{i,k,1}$$

The variance is

$$Var(X) = \sum_{i,j=0}^\infty w_{ij} I_{i,j,2} + \sum_{i,k=0}^\infty w_{ik} I_{i,k,2} - \left[\sum_{i,j=0}^\infty w_{ij} I_{i,j,1} + \sum_{i,k=0}^\infty w_{ik} I_{i,k,1} \right]^2$$

Additionally, measures of skewness and kurtosis of family can be obtained, based on (3.9), according to the following relations

$$\begin{aligned} \gamma_1 &= \frac{\mu'_3 - 3\mu'_2\mu'_1 + 2\mu_1'^3}{(\mu'_2 - \mu_1'^2)^{3/2}} \\ \gamma_2 &= \frac{\mu'_4 - 4\mu'_3\mu'_1 + 6\mu'_2\mu_1'^2 - 3\mu_1'^4}{(\mu'_2 - \mu_1'^2)^2} \end{aligned}$$

3.5 Generating Function

The Moment Generating function(MGF) of Odds xgamma - G family is defined as

$$M_X(t) = \sum_{r=0}^\infty \frac{t^r}{r!} \mu'_r$$

where, μ_r' is the r^{th} moment about origin, then the moment generating function of Odds xgamma - G family is obtained by using (3.9) as follows

$$M_X(t) = \sum_{r=0}^{\infty} \frac{t^r}{r!} \left[\sum_{i,j=0}^{\infty} w_{ij} I_{i,j,r} + \sum_{i,k}^{\infty} w_{ik} I_{i,k,r} \right]$$

Characteristic Function(CF):

$$\begin{aligned} \Psi_X(t) &= E(e^{itX}) \\ &= \sum_{r=0}^{\infty} \frac{(it)^r}{r!} \mu_r' \\ &= \sum_{r=0}^{\infty} \frac{(it)^r}{r!} \left[\sum_{i,j=0}^{\infty} w_{ij} I_{i,j,r} + \sum_{i,k}^{\infty} w_{ik} I_{i,k,r} \right] \end{aligned}$$

Cumulant Generating Function(CGF):

$$\begin{aligned} K_X(t) &= \ln_e(M_X(t)) \\ &= \ln_e \sum_{r=0}^{\infty} \frac{t^r}{r!} \left[\sum_{i,j=0}^{\infty} w_{ij} I_{i,j,r} + \sum_{i,k}^{\infty} w_{ik} I_{i,k,r} \right] \end{aligned}$$

3.6 Entropy

An entropy of a random variable X is a measure of variation of the uncertainty. A popular entropy measure is Renyi entropy (Renyi 1961). If X has the probability density function f(x), then Renyi entropy is defined by

$$H_R(\beta) = \frac{1}{1-\beta} \ln \left\{ \int_a^{\infty} f^{\beta}(x) dx \right\} \quad (3.10)$$

where $\beta > 0$ and $\beta \neq 1$.

Here, we derive expressions for the Renyi entropy for the Odds xgamma-G distribution. Due to the fact that the parameter is not in general a natural number, it is difficult to use (3.9) for entropy derivation. So, we use (3.9), the power series for the exponential and the generalized binomial expansion to obtain the Renyi entropy of X.

Now

$$\begin{aligned}
\int_0^\infty f^\beta(x) dx &= \left[\frac{\lambda^2}{1+\lambda} \right]^\beta \int_0^\infty \left[\frac{g(x; \xi)}{[\bar{G}(x; \xi)]^2} \right]^\beta \left[1 + \frac{\lambda}{2} \left\{ \frac{G(x; \xi)}{\bar{G}(x; \xi)} \right\}^2 \right]^\beta e^{-\lambda \beta \frac{G(x; \xi)}{\bar{G}(x; \xi)}} dx \\
&= \left[\frac{\lambda^2}{1+\lambda} \right]^\beta \int_0^\infty \left[\frac{g(x; \xi)}{[\bar{G}(x; \xi)]^2} \right]^\beta \left[1 + \frac{\lambda}{2} \left\{ \frac{G(x; \xi)}{\bar{G}(x; \xi)} \right\}^2 \right]^\beta \sum_{i=0}^\infty \frac{(-1)^i}{i!} \lambda^i \beta^i \left[\frac{G(x; \xi)}{\bar{G}(x; \xi)} \right]^i dx \\
&= \left[\frac{\lambda^2}{1+\lambda} \right]^\beta \sum_{i=0}^\infty \frac{(-1)^i}{i!} \lambda^i \beta^i \int_0^\infty \left[\frac{g(x; \xi)}{[\bar{G}(x; \xi)]^2} \right]^\beta \left[1 + \frac{\lambda}{2} \left\{ \frac{G(x; \xi)}{\bar{G}(x; \xi)} \right\}^2 \right]^\beta \left[\frac{G(x; \xi)}{\bar{G}(x; \xi)} \right]^i dx \\
&= \left[\frac{\lambda^2}{1+\lambda} \right]^\beta \sum_{i=0}^\infty \frac{(-1)^i}{i!} \lambda^i \beta^i \int_0^\infty \left[\frac{g(x; \xi)}{[\bar{G}(x; \xi)]^2} \right]^\beta \left[\frac{G(x; \xi)}{\bar{G}(x; \xi)} \right]^i \sum_{j=0}^\beta \binom{\beta}{j} \left[\frac{\lambda}{2} \right]^j \left[\frac{G(x; \xi)}{\bar{G}(x; \xi)} \right]^{2j} dx \\
&= \left[\frac{\lambda^2}{1+\lambda} \right]^\beta \sum_{i=0}^\infty \sum_{j=0}^\beta \frac{(-1)^i}{i!} \lambda^i \beta^i \binom{\beta}{j} \left[\frac{\lambda}{2} \right]^j \int_0^\infty [g(x; \xi)]^\beta [G(x; \xi)]^{i+2j} [\bar{G}(x; \xi)]^{-(i+2j+2\beta)} dx \\
&= \left[\frac{\lambda^2}{1+\lambda} \right]^\beta \sum_{i=0}^\infty \sum_{j=0}^\beta \sum_{k=0}^\infty \frac{(-1)^i \lambda^{i+j} \beta^i}{i! 2^j} \binom{\beta}{j} \binom{i+2j+2\beta-1}{k} \int_0^\infty [g(x; \xi)]^\beta [G(x; \xi)]^{i+2j+k} dx \\
&= \left[\frac{\lambda^2}{1+\lambda} \right]^\beta \sum_{i=0}^\infty \sum_{j=0}^\beta \sum_{k=0}^\infty \frac{(-1)^i \lambda^{i+j} \beta^i}{i! 2^j} \binom{\beta}{j} \binom{i+2j+2\beta-1}{k} K(\beta, i, j, k)
\end{aligned}$$

3.7 Order Statistics

A branch of statistics known as order statistics plays a prominent role in real-life applications involving data relating to life testing studies. These statistics are required in many fields, such as climatology, engineering and industry, among others. A comprehensive exposition of order statistics and associated inference is provided by David and Nagaraja (2003). Let $X_{r:n}$ denote the r^{th} order statistic. The density $f_{r:n}(x)$ of the r^{th} order statistic, for $r = 1(1)n$, from independent and identically distributed random variables X_1, X_2, \dots, X_n having the Odds xgamma-G distribution is given by

$$f_{r:n}(x) = M [F(x)]^{r-1} [1 - F(x)]^{n-r} f(x).$$

$$f_{r:n}(x) = M \sum_{s=0}^{n-r} (-1)^s \binom{n-r}{s} [F(x)]^{r+s-1} f(x).$$

Where $M = \frac{n!}{(r-1)!(n-r)!}$

$$\begin{aligned}
f_{r:n}(x; \Phi) &= M \sum_{s=0}^{n-r} (-1)^s \binom{n-r}{s} \left[1 - \frac{1 + \lambda + \lambda \frac{G(x;\xi)}{\bar{G}(x;\xi)} + \frac{\lambda^2}{2} \left\{ \frac{G(x;\xi)}{\bar{G}(x;\xi)} \right\}^2}{1 + \lambda} e^{-\lambda \frac{G(x;\xi)}{\bar{G}(x;\xi)}} \right]^{r+s-1} \\
&\quad \cdot \frac{\lambda^2}{1 + \lambda} \frac{g(x; \xi)}{[\bar{G}(x; \xi)]^2} \left[1 + \frac{\lambda}{2} \left\{ \frac{G(x; \xi)}{\bar{G}(x; \xi)} \right\}^2 \right] e^{-\lambda \frac{G(x; \xi)}{\bar{G}(x; \xi)}} \\
&= M \frac{\lambda^2}{1 + \lambda} \sum_{s=0}^{n-r} (-1)^s \binom{n-r}{s} \frac{g(x; \xi)}{[\bar{G}(x; \xi)]^2} \left[1 + \frac{\lambda}{2} \left\{ \frac{G(x; \xi)}{\bar{G}(x; \xi)} \right\}^2 \right] e^{-\lambda \frac{G(x; \xi)}{\bar{G}(x; \xi)}} \\
&\quad \cdot \sum_{k=0}^{r+s-1} (-1)^k \binom{r+s-1}{k} \left[\frac{1 + \lambda + \lambda \frac{G(x; \xi)}{\bar{G}(x; \xi)} + \frac{\lambda^2}{2} \left\{ \frac{G(x; \xi)}{\bar{G}(x; \xi)} \right\}^2}{1 + \lambda} \right]^k e^{-k\lambda \frac{G(x; \xi)}{\bar{G}(x; \xi)}} \\
&= M \frac{\lambda^2}{1 + \lambda} \sum_{s=0}^{n-r} \sum_{k=0}^{r+s-1} \sum_{i=0}^{\infty} (-1)^{s+k+i} \frac{[\lambda(k+1)]^i}{i!} \binom{n-r}{s} \binom{r+s-1}{k} \frac{g(x; \xi) [G(x; \xi)]^i}{[\bar{G}(x; \xi)]^{i+2}} \\
&\quad \cdot \left[\frac{1 + \lambda + \lambda \frac{G(x; \xi)}{\bar{G}(x; \xi)} + \frac{\lambda^2}{2} \left\{ \frac{G(x; \xi)}{\bar{G}(x; \xi)} \right\}^2}{1 + \lambda} \right]^k \left[1 + \frac{\lambda}{2} \left\{ \frac{G(x; \xi)}{\bar{G}(x; \xi)} \right\}^2 \right] \tag{3.11}
\end{aligned}$$

3.8 Stress-Strength Reliability

The measure of reliability of industrial components has many applications especially in the area of engineering. The reliability of a product (system) is the probability that the product (system) will perform its intended function for a specified time period when operating under normal (or stated) environmental conditions. The component fails at the instant that the random stress X_2 applied to it exceeds the random strength X_1 , and the component will function satisfactorily whenever $X_1 > X_2$. Hence, $R = P(X_2 < X_1)$ is a measure of component reliability (see Kotz, Lai, and Xie (2003)). We derive the reliability R when X_1 and X_2 have independent Oxgamma-G($x; \lambda_1; \xi$) and Oxgamma-G($x; \lambda_2; \xi$) distributions with the same parameter vector ξ for the baseline G. The reliability is denoted by

$$R = \int_0^{\infty} f_1(x) F_2(x) dx$$

The pdf of X_1 and cdf of X_2 are obtained from equation (3.6) and (3.7) as

$$f_1(x) = \sum_{i,j=0}^{\infty} p_{ij}(\lambda_1) g(x, \xi) [G(x, \xi)]^{i+j} + \sum_{i,k=0}^{\infty} p_{ik}(\lambda_1) g(x, \xi) [G(x, \xi)]^{i+k+2}$$

$$F_2(x) = \sum_{l,m=0}^{\infty} q_{lm}(\lambda_2) [G(x, \xi)]^{l+m} + \sum_{l,n=0}^{\infty} q_{ln}(\lambda_2) [G(x, \xi)]^{l+n+2}$$

Where

$$p_{ij}(\lambda_1) = \frac{(-1)^i}{i!} \binom{i+j+1}{j} \frac{\lambda^{i+2}}{1+\lambda}$$

$$p_{ik}(\lambda_1) = \frac{(-1)^i}{i!} \binom{i+k+3}{k} \frac{\lambda^{i+3}}{2(1+\lambda)}$$

$$q_{lm}(\lambda_2) = \frac{(-1)^l}{l!} \binom{l+m+1}{m} \frac{\lambda^{l+2}}{1+\lambda}$$

$$q_{ln}(\lambda_2) = \frac{(-1)^l}{l!} \binom{l+n+3}{n} \frac{\lambda^{l+3}}{2(1+\lambda)}$$

Hence,

$$\begin{aligned} R &= \sum_{i,j,l,m=0}^{\infty} p_{ij}(\lambda_1) q_{lm}(\lambda_2) \int_0^{\infty} g(x, \xi) [G(x, \xi)]^{i+j+l+m} dx + \\ &\quad \sum_{i,j,l,n=0}^{\infty} p_{ij}(\lambda_1) q_{ln}(\lambda_2) \int_0^{\infty} g(x, \xi) [G(x, \xi)]^{i+j+l+n+2} dx + \\ &\quad \sum_{i,k,l,m=0}^{\infty} p_{ik}(\lambda_1) q_{lm}(\lambda_2) \int_0^{\infty} g(x, \xi) [G(x, \xi)]^{i+k+l+m+2} dx + \\ &\quad \sum_{i,k,l,n=0}^{\infty} p_{ik}(\lambda_1) q_{ln}(\lambda_2) \int_0^{\infty} g(x, \xi) [G(x, \xi)]^{i+k+l+n+4} dx \end{aligned}$$

Setting $u = G(x, \xi)$, the reliability of the Odds xgamma - G family distribution reduces to

$$\begin{aligned} R &= \sum_{i,j,l,m=0}^{\infty} \frac{p_{ij}(\lambda_1) q_{lm}(\lambda_2)}{i+j+l+m+1} + \sum_{i,j,l,n=0}^{\infty} \frac{p_{ij}(\lambda_1) q_{ln}(\lambda_2)}{i+j+l+n+3} \\ &\quad + \sum_{i,k,l,m=0}^{\infty} \frac{p_{ik}(\lambda_1) q_{lm}(\lambda_2)}{i+k+l+m+3} + \sum_{i,k,l,n=0}^{\infty} \frac{p_{ik}(\lambda_1) q_{ln}(\lambda_2)}{i+k+l+n+5} \end{aligned}$$

3.9 Incomplete Moments, Mean Deviations and Lorenz and Benferroni Curves

The r-th incomplete moment, say, $m_r^I(t)$, of the GAW-G distribution is given by

$$m_r^I(t) = \int_0^t x^r f(x, \Phi) dx.$$

We can write from equation (??),

$$m_r^I(t) = \int_0^t x^r \left[\sum_{i,j=0}^{\infty} w_{ij} g(x, \xi) [G(x, \xi)]^{i+j} + \sum_{i,k=0}^{\infty} w_{ik} g(x, \xi) [G(x, \xi)]^{i+k+2} \right] dx. \quad (3.12)$$

Example 3.1 Consider the Odds- xgamma uniform distribution discussed in subsection 2.1.

$$m_r^I(t) = \sum_{i,j=0}^{\infty} w_{ij} \frac{t^{i+j+r+1}}{\theta^{i+j+1}(i+j+r+1)} + \sum_{i,k=0}^{\infty} w_{ik} \frac{t^{i+k+r+3}}{\theta^{i+k+3}(i+k+r+3)}$$

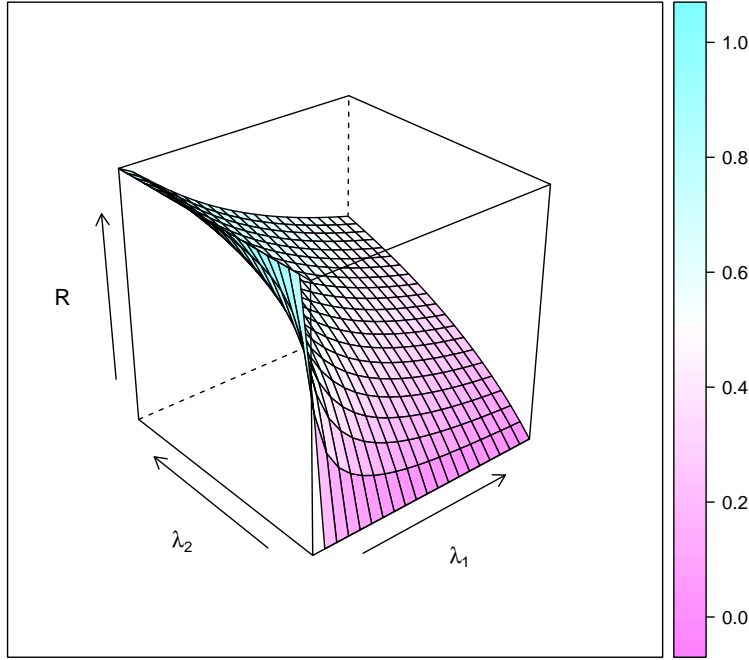


Figure 3: Stress-Strength Reliability, R for different λ_1 and λ_2 when $\theta_1 = \theta_2$, of odds xgamma Exponential Distribution

The amount of scatter in a population is evidently measured to some extent by the totality of the deviations from the mean and median. The mean deviations about the mean $\delta_1 = E(|X - \mu'_1|)$ and median $\delta_2 = E(|X - M|)$ of X can be used as measures of spread (or dispersion) in a population besides range and standard deviation. They are given by $\delta_1 = 2\mu'_1 F(\mu'_1) - 2m_1^I(\mu'_1)$ and $\delta_2 = \mu'_1 - 2m_1^I(M)$, respectively. Here, $\mu'_1 = E(X)$ is to be obtained from (3.9) with $r = 1$, $F(\mu'_1)$ is to be calculated from (1.2), $m_1^I(\mu'_1)$ is the first incomplete function obtained from (3.12) with $r = 1$ and M is the median of X obtained by solving (3.8) for $u = 0.5$.

The Lorenz and Benferroni curves are defined by $L(p) = m_1^I(x_p)/\mu'_1$ and $B(p) = m_1^I(x_p)/(p\mu'_1)$, respectively, where $x_p = F^{-1}(p)$ can be computed numerically by (3.8) with $u = p$. These curves have significant roles in economics, reliability, demography, insurance and medicine. For details in this aspect, the readers are referred to Pundir et al.(2005) and references cited therein.

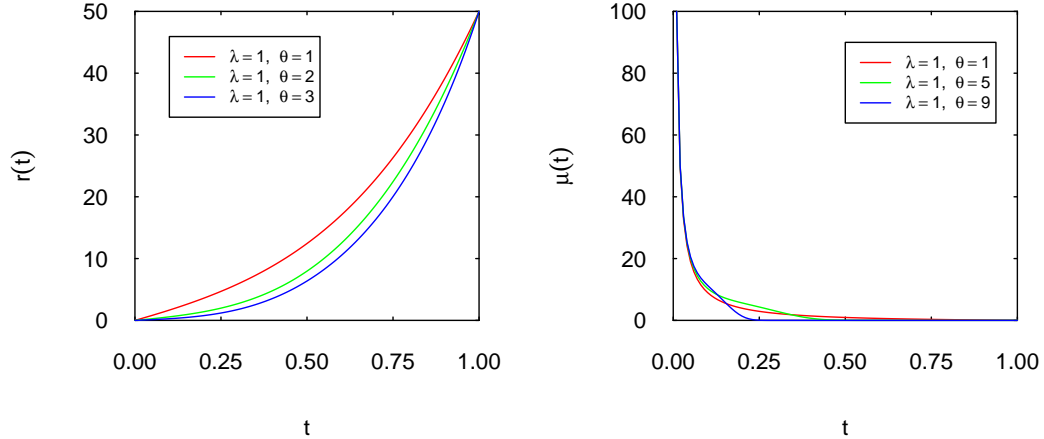


Figure 4: The Hazard Rate and Reversed Hazard Rate of Odds xgamma - Exponential Distribution

3.10 Moments of the residual life

The hazard rate, mean residual life, left truncated mean function are some functions related to the residual lifetime of an unit. These functions uniquely determine the cumulative distribution function (cdf), $F(x)$. See, for instance, Gupta(1975) and Zoroa et al.(1990).

Definition 3.1 Let X , be a random variable denoting the lifetime of a unit is at age t . Then $X_t = X - t | X > t$ denotes the remaining lifetime beyond that age t .

The cdf $F(x)$ is uniquely determined by the r -th moment of the residual life of X (for $r = 1, 2, \dots$)[Navarro et al.(1998)], and it is given by

$$\begin{aligned} m_r(t) = E[X_t] &= \frac{1}{\bar{F}(t)} \int_t^\infty (x-t)^r dF(x) \\ &= \frac{1}{1-F(t)} \int_t^\infty (x-t)^r f(x, \Phi) dx \end{aligned}$$

In particular, if $r = 1$, then $m_1(t)$ represents an interesting function called the mean residual life (MRL) function that indicates the expected life length for a unit which is alive at age t . The MRL function has wide spectrum of applications in reliability/survival analysis, social studies, biomedical sciences, economics, population study, insurance industry, maintenance and product quality control and product technology.

Example 3.2 Consider again the Odds- xgamma uniform distribution discussed in subsection 2.1.

$$\bar{F}(t) = \frac{1 + \lambda + \frac{\lambda t}{\theta - t} + \frac{\lambda^2 t^2}{2(\theta - t)^2}}{1 + \lambda} e^{-\frac{\lambda t}{\theta - t}}$$

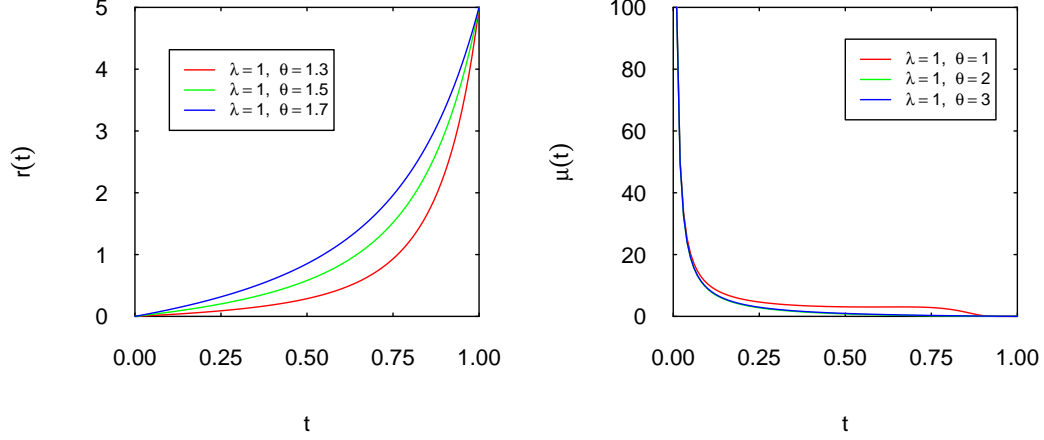


Figure 5: The Hazard Rate and Reversed Hazard Rate of Odds xgamma - Uniform Distribution

Using (3.6), we have

$$\begin{aligned} \int_t^\theta (x-t)^r f(x, \Phi) dx &= \sum_{i,j=0}^{\infty} \frac{w_{ij}}{\theta^{i+j+1}} \sum_{u=0}^r \binom{r}{u} (-t)^u \frac{\theta^{i+j+r-u+1} - t^{i+j+r-u+1}}{i+j+r-u+1} \\ &+ \sum_{i,k=0}^{\infty} \frac{w_{ik}}{\theta^{i+k+3}} \sum_{u=0}^r \binom{r}{u} (-t)^u \frac{\theta^{i+k+r-u+3} - t^{i+k+r-u+3}}{i+k+r-u+3} \end{aligned}$$

For the MRL function,

$$\begin{aligned} \int_t^\theta (x-t) f(x, \Phi) dx &= \sum_{i,j=0}^{\infty} \frac{w_{ij}}{\theta^{i+j+1}} \left[\frac{\theta^{i+j+2} - t^{i+j+2}}{i+j+2} - \frac{t(\theta^{i+j+1} - t^{i+j+1})}{i+j+1} \right] \\ &+ \sum_{i,k=0}^{\infty} \frac{w_{ik}}{\theta^{i+k+3}} \left[\frac{\theta^{i+k+3} - t^{i+k+3}}{i+k+3} - \frac{t(\theta^{i+k+2} - t^{i+k+2})}{i+k+2} \right] \end{aligned}$$

3.11 Moments of the reversed residual life

In many real life situations uncertainty is not necessarily related to the future but can also refer to the past. For instance, consider a system whose state is observed only at certain preassigned inspection time t . If the system is inspected for the first time and it is found to be "down", then failure relies on the past (i.e. on which instant in $(0, t)$ it has failed). Therefore, study of a notion that is dual to the residual life, in the sense that it refers to the past time and not to future seems worthwhile [see Di Crescenzo and Longobardi (2002)].

Definition 3.2 Let X be a random variable denoting the lifetime of a unit is down at age t . Then $\bar{X}_t = t - X \mid X < t$ denotes the idle time or inactivity time or reversed residual life of the unit at age t .

In case of forensic science, people may be interested in estimating \bar{X}_t in order to ascertain the exact time of death of a person. In Insurance industry, it represents the period remained unpaid by a policy holder due to death. For details, see Block et al.(1998), Chandra and Roy(2001), Maiti and Nanda(2009), and Nanda et al.(2003). The r-th moment of \bar{X}_t (for $r = 1, 2, \dots$) is given by

$$\begin{aligned}\bar{m}_r(t) = E[\bar{X}_t] &= \frac{1}{F(t)} \int_0^t (t-x)^r dF(x) \\ &= \frac{1}{F(t)} \int_0^t (t-x)^r f(x, \Phi) dx\end{aligned}$$

In particular, if $r = 1$, then $\bar{m}_1(t)$ represents a function called the mean idle time or inactivity time (MIT) or reversed residual life (MRRL) function that indicates the expected inactive life length for a unit which is first observed down at age t . The properties of MIT function have been explored by Ahmad et al. (2005) and Kayid and Ahmad (2004).

Example 3.3 Consider again the Odds- xgamma uniform distribution discussed in subsection 2.1.

$$F(t) = 1 - \frac{1 + \lambda + \frac{\lambda t}{\theta-t} + \frac{\lambda^2 t^2}{2(\theta-t)^2}}{1 + \lambda} e^{-\frac{\lambda t}{\theta-t}}$$

Using (3.6), we have

$$\begin{aligned}\int_0^t (t-x)^r f(x, \Phi) dx &= \sum_{i,j=0}^{\infty} \frac{w_{ij}}{\theta^{i+j+1}} \sum_{u=0}^r (-1)^u \binom{r}{u} \frac{t^{i+j+r+1}}{i+j+u+1} \\ &+ \sum_{i,k=0}^{\infty} \frac{w_{ik}}{\theta^{i+k+3}} \sum_{u=0}^r (-1)^u \binom{r}{u} \frac{t^{i+k+r+3}}{i+k+u+3}\end{aligned}$$

For the MIT (or MRRL) function,

$$\begin{aligned}\int_0^t (t-x) f(x, \Phi) dx &= \sum_{i,j=0}^{\infty} \frac{w_{ij}}{\theta^{i+j+1}} \cdot \frac{t^{i+j+2}}{(i+j+1)(i+j+2)} \\ &+ \sum_{i,k=0}^{\infty} \frac{w_{ik}}{\theta^{i+k+3}} \cdot \frac{t^{i+k+4}}{(i+k+3)(i+k+4)}\end{aligned}$$

4 Maximum Likelihood Estimation

In this section, we determine the Maximum likelihood estimates(MLEs) of the model parameters of the new family of distributions from complete samples only. Let x_1, x_2, \dots, x_n be a observed values from the Odds xgamma -G family distribution with parameters λ and ξ . Let $\Phi = (\lambda, \xi)^T$ be the $p \times 1$ parameter vector. The total log-likelihood function for Φ is given by

$$\begin{aligned}l(\Phi) &= 2n \ln \lambda - n \ln(1 + \lambda) + \sum_{i=1}^n \ln g(x_i; \xi) - 2 \sum_{i=1}^n \ln \bar{G}(x_i; \xi) + \sum_{i=1}^n \ln \left[1 + \frac{\lambda}{2} \left\{ \frac{G(x_i; \xi)}{\bar{G}(x_i; \xi)} \right\}^2 \right] - \lambda \sum_{i=1}^n \frac{G(x_i; \xi)}{\bar{G}(x_i; \xi)} \\ &= 2n \ln \lambda - n \ln(1 + \lambda) + \sum_{i=1}^n \ln g(x_i; \xi) - 2 \sum_{i=1}^n \ln \bar{G}(x_i; \xi) + \sum_{i=1}^n \ln \left[1 + \frac{\lambda}{2} [V(x_i; \xi)]^2 \right] - \lambda \sum_{i=1}^n V(x_i; \xi)\end{aligned}$$

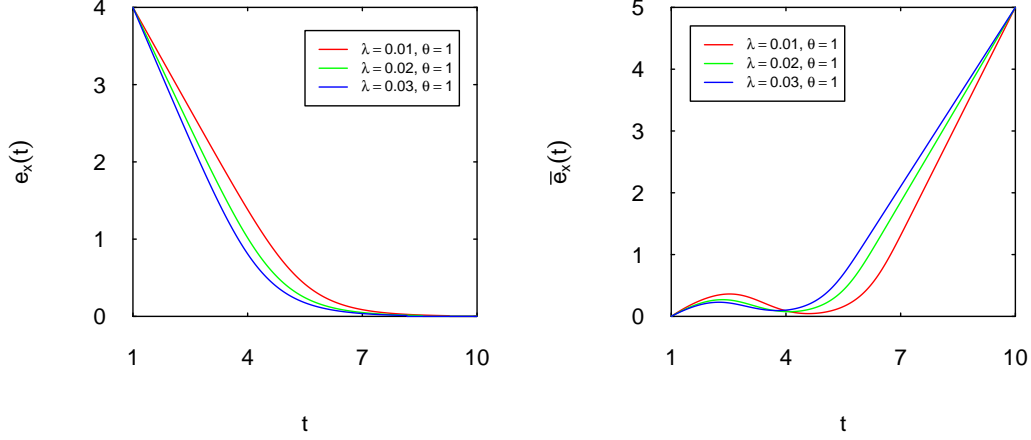


Figure 6: Mean Residual Life and Reversed Mean Residual Life of the Odds xgamma - Exponential Distribution

where $V(x_i; \xi) = G(x_i; \xi)/\bar{G}(x_i; \xi)$. The components of the score function $U(\Phi) = (U_\lambda, U_\xi)^T$ are

$$U_\lambda = \frac{2n}{\lambda} - \frac{n}{1+\lambda} - \sum_{i=1}^n V(x_i; \xi)$$

and

$$U_{\xi_k} = \sum_{i=1}^n \frac{\frac{\partial}{\partial \xi_k} g(x_i; \xi)}{g(x_i; \xi)} - 2 \sum_{i=1}^n \frac{\frac{\partial}{\partial \xi_k} \bar{G}(x_i; \xi)}{\bar{G}(x_i; \xi)} + \sum_{i=1}^n \frac{\lambda V(x_i; \xi) \frac{\partial}{\partial \xi_k} V(x_i; \xi)}{1 + \frac{\lambda}{2} [V(x_i; \xi)]^2} - \lambda \sum_{i=1}^n \frac{\partial}{\partial \xi_k} V(x_i; \xi)$$

Setting U_λ and U_ξ equal to zero and solving the equations simultaneously yields the MLE $\hat{\Phi} = (\hat{\lambda}, \hat{\xi})^T$ of $\Phi = (\lambda, \xi)^T$. These equations cannot be solved analytically and statistical software can be used to solve them numerically using iterative methods such as the Newton- Raphson type algorithms.

5 Application

In this section, we fit the Odds xgamma - Exponential Distribution model to two real data sets. The first data set obtained from Smith and Naylor (1987) [24]. The data are the strengths of 1.5 cm glass fibres, measured at the National Physical Laboratory, England and have been shown in Table 1. Histogram shows that the data set is negatively skewed. Frank Gomes-Silva et al. (2017) fitted this data to the Odd Lindley Weibull Distribution. We have fitted this data set with the Odds xgamma - Exponential Distribution. The estimated values of the parameters were $\lambda = 0.08736933$, $\theta = 2.191986$, log-likelihood

$= -14.04618$ and $AIC = 32.09237$. Histogram and fitted Odds xgamma - Exponential curve to data have been shown in Figure ??.

Table 1: Strengths of glass fibres data set

0.55	0.93	1.25	1.36	1.49	1.52	1.58	1.61	1.64	1.68	1.73	1.81	2.00	0.74	1.04	1.27	1.39	1.49	1.53	1.59	1.61
1.66	1.68	1.76	1.82	2.01	0.77	1.11	1.28	1.42	1.50	1.54	1.60	1.62	1.66	1.69	1.76	1.84	2.24	0.81	1.13	1.29
1.48	1.50	1.55	1.61	1.62	1.66	1.70	1.77	1.84	0.84	1.24	1.30	1.48	1.51	1.55	1.61	1.63	1.67	1.70	1.78	1.89

Table 2: Summarized results of fitting different distributions to data set of Smith and Naylor (1987)

Distribution	Estimate of the parameter	Log-likelihood	AIC
Odd Lindley Weibull	$\hat{a} = 0.049, \hat{\alpha} = 1.102, \hat{\lambda} = 0.492$	-14.193	34.387
O-xg Exp	$\hat{\lambda} = 0.08736933, \hat{\theta} = 2.191986$	-14.046	32.092

The second data set taken from the R base package. It is located in the Indometh object. The data consists of plasma concentrations of indomethacin(mcg/ml) and have been shown in Table 1. Histogram shows that the data set is positively skewed. Cordeiro and Barreto-Souza (2009) fitted this data to the Beta gamma Distribution. We have fitted this data set with the Odds xgamma - Exponential Distribution. The estimated values of the parameters were $\hat{\lambda} = 16.80083, \hat{\theta} = 0.1050095$ and $AIC = 66.68347$. Histogram and fitted Odds xgamma - Exponential curve to data have been shown in Figure 8.

Table 3: Plasma concentrations of indomethacin data set

1.50	0.94	0.78	0.48	0.37	0.19	0.12	0.11	0.08	0.07	0.05	2.03	1.63	0.71	0.70	0.64	0.36	0.32
0.20	0.25	0.12	0.08	2.72	1.49	1.16	0.80	0.80	0.39	0.22	0.12	0.11	0.08	0.08	1.85	1.39	1.02
0.89	0.59	0.40	0.16	0.11	0.10	0.07	0.07	2.05	1.04	0.81	0.39	0.30	0.23	0.13	0.11	0.08	0.10
0.06	2.31	1.44	1.03	0.84	0.64	0.42	0.24	0.17	0.13	0.10	0.09						

Table 4: Summarized results of fitting different distributions for Plasma concentrations of indomethacin data set

Distribution	Estimate of the parameter	Log-likelihood	AIC
Beta gamma	$\hat{a} = 0.977, \hat{b} = 9.181, \hat{\rho} = 1.055, \hat{\lambda} = 5.553$	-31.368	70.736
O-xg Exp	$\hat{\lambda} = 16.80083, \hat{\theta} = 0.1050095$	-31.341	66.683

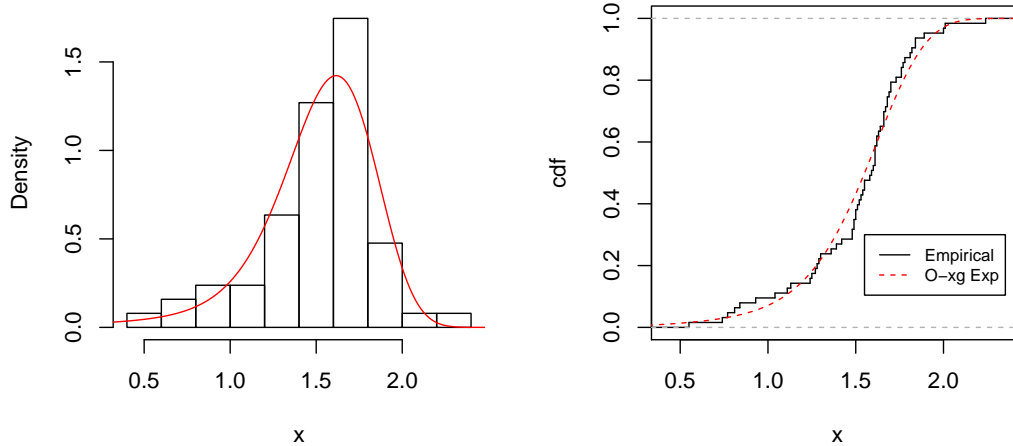


Figure 7: Plots of the fitted pdf and the estimated cdf of the Odds xgamma - Exponential model for 1.5 cm glass fibres data set

6 Concluding Remarks

We have introduced and studied a new generalized family of distributions, called the Odds xgamma - G Family of Distribution. Properties of the Odds xgamma - G Family of Distribution include: an expansion for the density function and expressions for the quantile function, moment generating function, ordinary moments, incomplete moments, mean deviations, Lorenz and Benferroni curves, reliability properties including mean residual life and mean inactivity time, and order statistics. The maximum likelihood method is employed to estimate the model parameters.. Two real data set is used to demonstrate the flexibility of distribution belonging to the introduced family. These special models give better fits than other models. We hope the findings of the paper will be quite useful for the practitioners in various fields of probability, statistics and applied sciences.

Bibliography

1. Alexander C, Cordeiro GM, Ortega EMM, Sarabia JM (2012). "Generalized Beta-generated Distributions." Computational Statistics and Data Analysis, 56, 1880-1897.
2. Alizadeh M, Emadi M, Doostparast M, Cordeiro GM, Ortega EMM, Pescim RR (2015)."A New Family of Distributions: The Kumaraswamy Odd Log-logistic, Properties and Applications." Hacet. J. Math Stat, **forthcoming**.

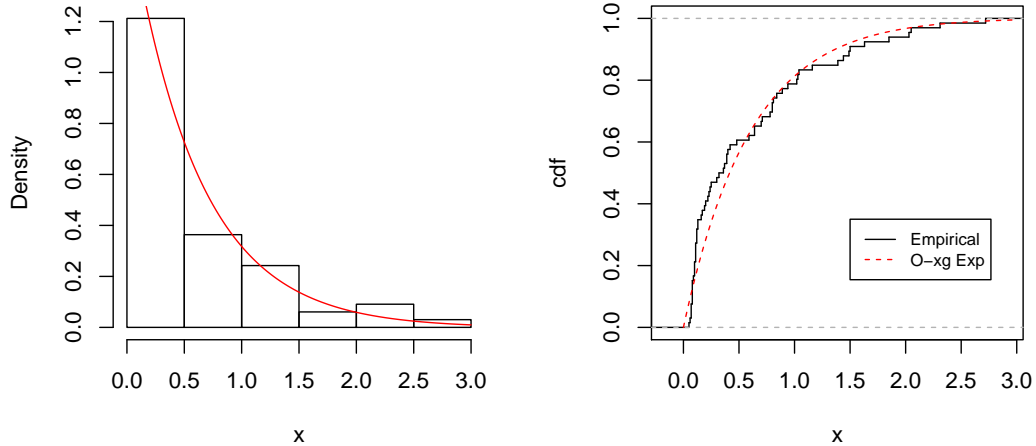


Figure 8: Plots of the fitted pdf and the estimated cdf of the Odds xgamma - Exponential model for Plasma concentrations of indomethicin data set

3. Alzaatreh A, Lee C, Famoye F (2013). "A New Method for Generating Families of Distributions." *Metron*, 71, 63-79.
4. Alzagal A, Felix F, Carl L (2013). "Exponentiated T-X Family of Distributions with Some Applications." *International Journal of Statistics and Probability*, 2, 31-49.
5. Asgharzedah A, Bakouch HS, Esmaeli H (2013). "Pareto Poisson-Lindley Distribution with Applications." *Journal of Applied Statistics*, 40, 1717-1734.
6. Bourguignon M, Silva RB, Cordeiro GM (2014). "The Weibull-G Family of Probability Distributions." *Journal of Data Science*, 12, 53-68.
7. Chandler KN (1952). "The Distribution and Frequency of Record Values." *J. Roy. Statist. Soc., Ser B*, 14, 220-228.
8. Cooray K (2006). "Generalization of the Weibull Distribution: The Odd Weibull Family." *Statistical Modelling*, 6, 265-277.
9. Cordeiro GM, Alizadeh M, Ortega EMM (2014). "The Exponentiated Half-logistic Family of Distributions: Properties and Applications." *Journal of Probability and Statistics*, 2014, 21 pages.
10. Cordeiro GM, de Castro M (2011). "A New Family of Generalized Distributions." *Journal of Statistical Computation and Simulation*, 81, 883-893.

11. Cordeiro GM, Nadarajah S (2011). "Closed-form Expressions for Moments of a Class of Beta Generalized Distributions." *Brazilian Journal Probability and Statistics*, 52, 14-33.
12. David HA, Nagaraja HN (2003). *Order Statistics*. John Wiley & Sons, New Jersey.
13. Dziubdziela W, Kopocinski B (1976). "Limiting Properties of the k^{th} Sth Record Value." *Appl. Math.*, 15, 187-190.
14. Eugene N, Lee C, Famoye F (2002). "Beta-normal Distribution and Its Applications." *Communications in Statistics Theory and Methods*, 31, 497-512.
15. Exton H (1978). *Handbook of Hypergeometric Integrals: Theory, Applications, Tables, Computer Programs*. New York: Ellis Horwood, New York.
16. Ghitany ME, Atieh B, Nadarajah S (2008). "Lindley Distribution and Its Applications." *Mathematics and Computers in Simulation*, 78, 493-506.
17. Gradshteyn IS, Ryzhik IM (2007). *Table of Integrals, Series, and Products*. Academic Press, New York.
18. Gupta P, Singh B (2012). "Parameter Estimation of Lindley Distribution with Hybrid Censored Data." *International Journal of System Assurance Engineering and Management*, 4, 378-3751.
19. Gupta RC, Gupta RD, Gupta PL (1998). "Modeling Failure Time Data by Lehman Alternatives." *Communications in Statistics Theory and Methods*, 27, 887-904.
20. Gupta RD, Kundu D (1999). "Generalized Exponential Distributions." *Australian and New Zealand Journal of Statistics*, 41, 173-188.
21. Johnson NL, Kotz S, Balakrishnan N (1994). *Continuous Univariate Distributions*. John Wiley, New York.
22. Johnson NL, Kotz S, Balakrishnan N (1995). *Continuous Univariate Distributions*. John Wiley and Sons, New York.
23. Kotz S, Lai CD, Xie M (2003). "On the Effect of Redundancy for Systems with Dependent Components." *IIE Trans*, 35, 1103-1110.
24. Lindley DV (1958). "Fiducial Distributions and Bayes' Theorem." *Journal of the Royal Statistical Society. Series B. (Methodological)*, 20, 102-107.
25. Marshall AN, Olkin I (1997). "A New Method for Adding a Parameter to a Family of Distributions with Applications to the Exponential and Weibull Families." *Biometrika*, 84, 641-552.

26. Mazucheli J, Achcar JA (2011). "The Lindley Distribution Applied to Competing Risks Lifetime Data." *Computer Methods and Programs in Biomedicine*, 104, 188-192.
27. Mudholkar GS, Srivastava DK (1993). "Exponentiated Weibull Family for Analyzing Bathtub Failure-rate Data." *IEEE Transactions on Reliability*, 42, 299-302.
28. Mudholkar GS, Srivastava DK, Freimer M (1995). "The Exponentiated Weibull Family: A Re-analysis of the Bus-motor-failure Data." *Technometrics*, 37, 436-445.
29. Nadarajah Sand Bakouch HS, Tahmasbi R (2011). "A Generalized Lindley Distribution." *Sankhya B*, 73, 331-359.
30. Nadarajah S (2005). "The Exponentiated Gumbel Distribution with Climate Application." *Environmetrics*, 17, 13-23.
31. Nadarajah S, Gupta AK (2007). "The Exponentiated Gamma Distribution with Application to Drought Data." *Calcutta Statistical Association Bulletin*, 59, 29-54.
32. Nadarajah S, Kotz S (2006). "The Exponentiated-type Distributions." *Acta Applicandae Mathematicae*, 92, 97-111.
33. Renyi A (1961). On Measures of Entropy and Information. In: *Proceedings of the 4th Berkeley Symposium on Mathematical, Statistics and Probability*. University of California Press, Berkeley.
34. Sankaran M (1970). "The Discrete Poisson-Lindley Distribution." *Biometrics*, 26, 145-149.
35. Shannon CE (1951). "Prediction and Entropy of Printed English." *The Bell System Technical Journal*, 30, 50-64.
36. Shirke DT, Kakade CS (2006). "On Exponentiated Lognormal Distribution." *International Journal of Agricultural and Statistical Sciences*, 2, 319-326.
37. Tahir MH, Cordeiro GM, Alzaatreh A, Mansoor M, Zubair M (2016a). "The Logistic-X Family of Distributions and Its Applications." *Commun. Stat. Theory Methods*, (forthcoming).
38. Tahir MH, Zubair M, Mansoor M, Cordeiro GM, Alizadeh M, Hamedani GG (2016b). "A New Weibull-G Family of Distributions." *Hacet. J. Math. Stat.*, (forthcoming).
39. Trott M (2006). *The Mathematica Guidebook for Symbolics*. Springer, New York.
40. Warahena-Liyanage G, Pararai M (2014). "A Generalized Power Lindley Distribution with Applications." *Asian Journal of Mathematics and Applications*, pp. 1-23.

41. Zakerzadeh Y, Dolati A (2009). "Generalized Lindley Distribution." *Journal of Mathematical Extension*, 3, 13-25.
42. Zimmer WJ, Keats JB, Wang FK (1998). "The Burr XII Distribution in Reliability Analysis." *J. Qual. Technol*, 30, 386-394.
43. Zografos K, Balakrishnan N (2009). "On Families of Beta-and Generalized Gamma-generated Distribution and Associate Inference." *Statistical Methodology*, 6, 344-362.