

Tiered-Latency DRAM: Enabling Low-Latency Main Memory at Low Cost

Donghyuk Lee^{1,2} Yoongu Kim² Vivek Seshadri^{3,2}
Jamie Liu^{4,2} Lavanya Subramanian^{5,2} Onur Mutlu^{6,2}

¹NVIDIA Research ²Carnegie Mellon University
³Microsoft Research India ⁴Google ⁵Intel Labs ⁶ETH Zürich

This paper summarizes the idea of Tiered-Latency DRAM (TL-DRAM), which was published in HPCA 2013 [73], and examines the work’s significance and future potential. The capacity and cost-per-bit of DRAM have historically scaled to satisfy the needs of increasingly large and complex computer systems. However, DRAM latency has remained almost constant, making memory latency the performance bottleneck in today’s systems. We observe that the high access latency is not intrinsic to DRAM, but a trade-off is made to decrease the cost per bit. To mitigate the high area overhead of DRAM sensing structures, commodity DRAMs connect many DRAM cells to each sense amplifier through a wire called a bitline. These bitlines have a high parasitic capacitance due to their long length, and this bitline capacitance is the dominant source of DRAM latency. Specialized low-latency DRAMs use shorter bitlines with fewer cells, but have a higher cost-per-bit due to greater sense amplifier area overhead.

To achieve both low latency and low cost per bit, we introduce Tiered-Latency DRAM (TL-DRAM). In TL-DRAM, each long bitline is split into two shorter segments by an isolation transistor, allowing one of the two segments to be accessed with the latency of a short-bitline DRAM without incurring a high cost per bit. We propose mechanisms that use the low-latency segment as a hardware-managed or software-managed cache. Our evaluations show that our proposed mechanisms improve both performance and energy efficiency for both single-core and multiprogrammed workloads.

Tiered-Latency DRAM has inspired several other works on reducing DRAM latency with little to no architectural modification [20, 21, 22, 24, 37, 38, 68, 72, 116, 117, 118].

1. Problem: High DRAM Latency

Primarily due to its low cost per bit, DRAM has long been the substrate of choice for architecting main memory subsystems. In fact, DRAM’s cost per bit has been decreasing at a rapid rate as DRAM process technology scales to integrate ever more DRAM cells into the same die area. As a result, each successive generation of DRAM has enabled increasingly larger-capacity main memory subsystems at low cost.

In stark contrast to the continued scaling of cost per bit, the latency of DRAM has remained almost constant. During the same 11-year interval in which DRAM’s cost per bit decreased

by a factor of 16, DRAM latency (as measured by the t_{RCD} and t_{RC} timing constraints)¹ decreased by only 30.5% and 26.3% [6, 47], respectively, as shown in Figure 1. From the perspective of the processor, an access to DRAM takes hundreds of cycles – time during which the processor may be stalled, waiting for DRAM [3, 34, 48, 92, 93, 96]. This wasted time due to stalling on DRAM leads to large performance degradation.

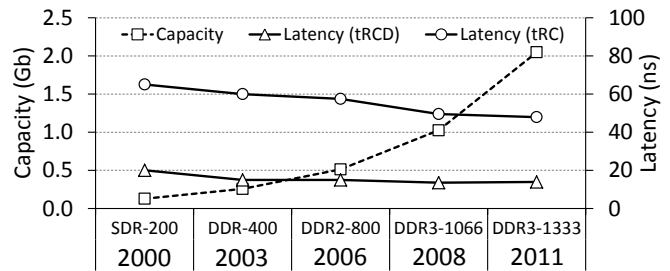


Figure 1: Change in DRAM capacity and latency over time [6, 47, 100, 111]. Reproduced from [73].

2. Key Observations and Our Goal

Bitline: Dominant Source of Latency. In DRAM, each bit is represented as electrical charge in a capacitor-based cell. The small size of this capacitor necessitates the use of an auxiliary structure, called a *sense amplifier*, to (1) detect the small amount of charge held by the cell and (2) amplify it to a full digital logic value. A sense amplifier is approximately one hundred times larger than a cell [107]. To amortize their large size, each sense amplifier is connected to many DRAM cells through a wire called a *bitline*.²

Every bitline has an associated *parasitic capacitance*, whose value is proportional to the length of the bitline. Unfortunately, the parasitic capacitance slows down DRAM operation for two reasons. First, it increases the latency of the sense amplifiers. When the parasitic capacitance is large, a cell cannot quickly create a voltage perturbation on the bitline that can be easily detected by the sense amplifier. Second, the capacitance increases the latency of charging and precharging the bitlines.

¹The overall DRAM latency can be decomposed into individual DRAM timing constraints. Two of the most important timing constraints are t_{RCD} (row-to-column delay) and t_{RC} (row-cycle time).

²We refer the reader to our prior works for a detailed background on DRAM architecture and operation [21, 22, 23, 24, 37, 38, 54, 56, 57, 58, 59, 60, 68, 69, 71, 72, 73, 75, 76, 99, 103, 116, 117].

Although the cell and the bitline must be restored to their quiescent voltages during and after an access to a cell, such a procedure takes much longer when the parasitic capacitance of the bitline is large. Due to these two reasons, and based on a detailed latency breakdown discussed in Section 3.1 of our HPCA 2013 paper [73], we conclude that long bitlines are the dominant source of DRAM latency [44, 72, 73, 90, 91, 122].

Latency vs. Cost Trade-Off. The bitline length is a key design parameter that exposes the important trade-off between latency and die size (cost). Short bitlines (i.e., a bitline connected to only a few cells) constitute a small electrical load (parasitic capacitance), which leads to low latency. However, they require more sense amplifiers for a given DRAM capacity (Figure 2a), which leads to a large die size. In contrast, long bitlines have high latency and a small die size (Figure 2b). As a result, neither of these two approaches can optimize for both latency and cost per bit.

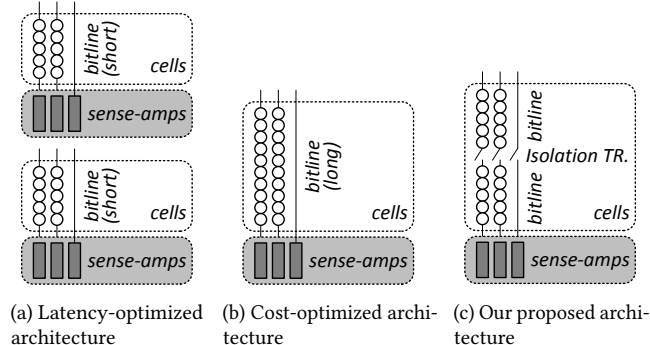


Figure 2: DRAM latency and cost optimization, and our proposal (TL-DRAM). Reproduced from [73].

Figure 3 shows the trade-off between DRAM latency and die size by plotting the latency (t_{RC} and t_{RCD}) and the die size for different values of cells per bitline. Existing DRAM architectures are either (1) optimized for die size (e.g., commodity DDR3 [86, 111]) and are thus low cost but high latency; or (2) optimized for latency (e.g., RLDram [85], FCRAM [112]) and are thus low latency but (very) high cost.

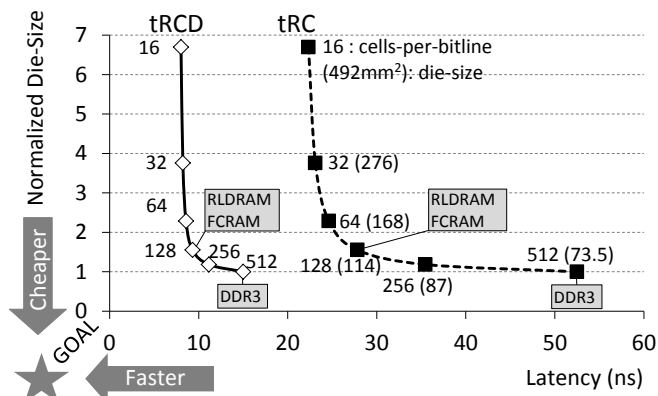


Figure 3: Bitline length: latency vs. die size. Reproduced from [73].

The goal of our HPCA 2013 paper [73] is to design a new DRAM architecture to approximate the best of both worlds (i.e., low latency and low cost), based on our key observation that long bitlines are the dominant source of DRAM latency.

3. Tiered-Latency DRAM

To achieve the latency advantage of short bitlines and the cost advantage of long bitlines, we propose the *Tiered-Latency DRAM* (TL-DRAM) architecture, which is shown in Figures 2c and 4a. The key idea of TL-DRAM is to divide the long bitline into two shorter segments using an *isolation transistor*: the *near segment* (connected directly to the sense amplifier) and the *far segment* (connected through the isolation transistor).

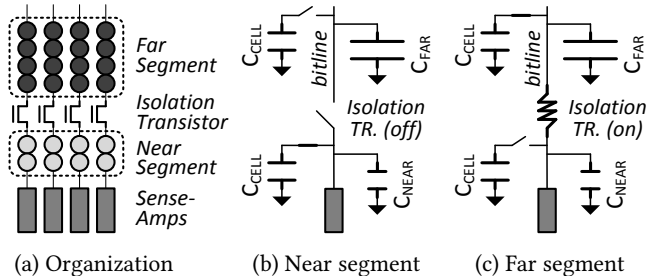
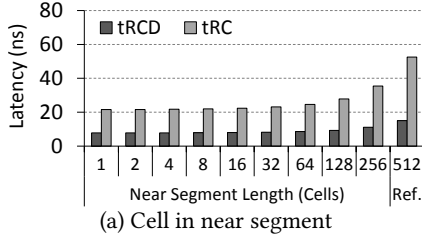


Figure 4: TL-DRAM: accessing the near segment and the far segment. Adapted from [73].

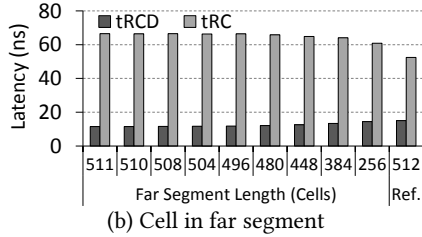
The primary role of the isolation transistor is to electrically decouple the two segments from each other. This changes the effective bitline length (and also the effective bitline capacitance) as seen by the cell and sense amplifier. Correspondingly, the latency to access a cell also changes, albeit differently depending on whether the cell is in the near or the far segment.

When accessing a cell in the near segment, the isolation transistor is turned off, disconnecting the far segment (Figure 4b). Since the cell and the sense amplifier see only the reduced bitline capacitance of the shortened near segment, they can drive the bitline voltage more easily. As a result, the bitline voltage is restored more quickly, and, thus, the latency (t_{RC}) for the near segment is significantly reduced. On the other hand, when accessing a cell in the far segment, the isolation transistor is turned on to connect the entire length of the bitline to the sense amplifier. In this case, the isolation transistor acts like a resistor inserted between the two segments (Figure 4c) and limits how quickly charge flows to the far segment. Because the far segment capacitance is charged more slowly, it takes longer for the far segment voltage to be restored, and, thus, the latency (t_{RC}) is increased for cells in the far segment.

Sensitivity to Segment Length. The lengths of the two segments are determined by where the isolation transistor is placed on the bitline. Assuming that the number of cells per bitline is fixed at 512 cells, the near segment length can range from as short as a single cell to as long as 511 cells. We perform circuit-level simulations to determine how the latency of each segment based on the number of cell in the



(a) Cell in near segment

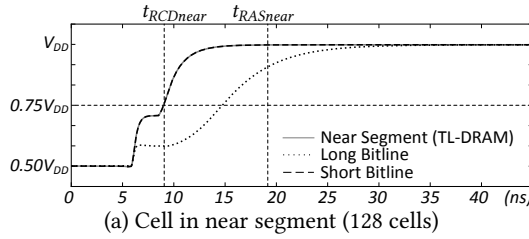


(b) Cell in far segment

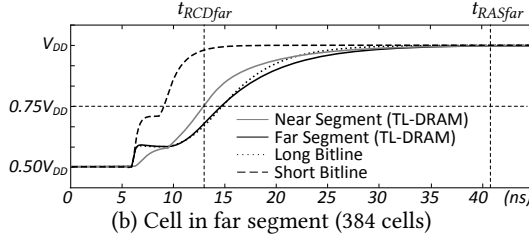
Figure 5: Latency analysis. Reproduced from [73].

segment. Figures 5a and 5b plot the latencies of the near and far segments as a function of their length, respectively. For reference, the rightmost bars in each figure are the latencies of an unsegmented long bitline whose length is 512 cells. From these figures, we draw three conclusions. First, the shorter the near segment, the lower its latencies (t_{RCD} and t_{RC}). This is expected since a shorter near segment has a lower effective bitline capacitance, allowing it to be driven to target voltages more quickly. Second, the longer the far segment, the lower the far segment's t_{RCD} . Recall from our previous discussion that the far segment's t_{RCD} depends on how quickly the *near segment* (not the far segment) can be driven. A longer far segment implies a shorter near segment (lower capacitance), which is why t_{RCD} decreases for the far segment. Third, the shorter the far segment, the smaller its t_{RC} . The far segment's t_{RC} is determined by how quickly it reaches the full voltage (V_{DD} or 0). Regardless of the length of the far segment or the near segment, the current that trickles into it through the isolation transistor does not change significantly. Therefore, a shorter far segment (lower capacitance) reaches the full voltage more quickly.

Latency Analysis (Circuit Evaluation). We model TL-DRAM in detail using SPICE simulations. Simulation parameters are mostly derived from a publicly available 55nm DDR3 2Gb process technology file [107] which includes information such as cell and bitline capacitances and resistances, physical floorplanning, and transistor dimensions. Transistor device characteristics were derived from [98] and scaled to agree with [107]. Figures 6 and 7 show the bitline voltages during activation and precharging, respectively. The x -axis origin (time 0) in the two figures corresponds to when the subarray receives the ACTIVATE or PRECHARGE command, respectively. In addition to the voltages of the segmented bitline (near and far segments), the figures also show the voltages of two unsegmented bitlines (short and long) for reference.



(a) Cell in near segment (128 cells)



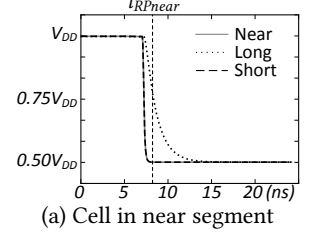
(b) Cell in far segment (384 cells)

Figure 6: Activation: bitline voltage. Reproduced from [73].

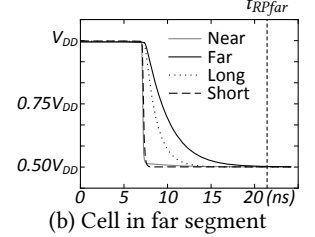
First, during an access to a cell in the near segment (Figure 6a), the far segment is disconnected and is floating (hence its voltage is not shown). The bitline starts at $1/2 V_{DD}$. Due to the reduced bitline capacitance of the near segment, its voltage increases almost as quickly as the voltage of a short bitline (the two curves are overlapped) during *sensing & amplification*. Since the near segment voltage reaches $0.75V_{DD}$ and V_{DD} (the *threshold* and *restored* states, respectively) quickly, its t_{RCD} and t_{RAS} , respectively, are significantly reduced compared to a long bitline. Second, during an access to a cell in the far segment (Figure 6b), we can indeed verify that the voltages of the near and the far segments increase at different rates due to the resistance of the isolation transistor, as previously explained. Compared to a long bitline, while the near segment voltage reaches $0.75V_{DD}$ more quickly, the far segment voltage reaches V_{DD} more slowly. As a result, t_{RCD} for the far segment is reduced while its t_{RAS} is increased.

While precharging the bitline after accessing a cell in the near segment (Figure 7a), the near segment reaches $0.5V_{DD}$ quickly due to the smaller capacitance, almost as quickly as the short bitline (the two curves are overlapped). On the other hand, precharging the bitline after accessing a cell in the far segment (Figure 7b) takes longer compared to the long-bitline baseline. As a result, t_{RP} is reduced for the near segment and increased for the far segment.

Summary (Latency, Power, and Die-Area). Table 1 summarizes the latency, power, and die area characteristics of TL-DRAM compared to short-bitline and long-bitline DRAMs, estimated using circuit-level SPICE simulation [98] and power/area models from Rambus [107]. Compared to commodity DRAM (long bitlines), which incurs high latency (t_{RC}) for all cells, TL-DRAM offers significantly reduced latency (t_{RC}) for cells in the near segment, while increasing the latency for cells in the far segment due to the additional resistance of the isolation transistor. In DRAM, a large fraction of the power is consumed by the bitlines. Since the near segment



(a) Cell in near segment



(b) Cell in far segment

Figure 7: Precharging. Reproduced from [73].

in TL-DRAM has a lower capacitance, it also consumes less power. On the other hand, accessing the far segment requires toggling the isolation transistors, leading to increased power consumption. Mainly due to additional isolation transistors, TL-DRAM increases die area by 3% compared to commodity DRAM. Section 4 of our HPCA 2013 paper [73] includes detailed circuit-level analyses of TL-DRAM, along with detailed area, latency, and power estimations.

	Short Bitline (Figure 2a)	Long Bitline (Figure 2b)	Segmented Bitline (Figure 2c)	
	Unsegmented	Unsegmented	Near	Far
Length (Cells)	32	512	32	480
Latency (t_{RC})	Low (23.1ns)	High (52.5ns)	Low (23.1ns)	Higher (65.8ns)
Normalized Power	Low (0.51)	High (1.00)	Low (0.51)	Higher (1.49)
Normalized Die-Size (Cost)	High (3.76)	Lower (1.00)	Low (1.03)	

Table 1: Latency, power, and die area comparison. Adapted from [73].

4. Leveraging TL-DRAM

TL-DRAM enables the design of many new memory management policies that exploit the asymmetric latency characteristics of the near and the far segments. Section 5 of our HPCA 2013 paper [73] describes four mechanisms that take advantage of TL-DRAM. Here, we describe two approaches in particular.

In the first approach, the memory controller uses the near segment as a *hardware-managed cache* for the far segment. In our HPCA 2013 paper [73], we discuss three policies for managing the near segment cache. The three policies differ in deciding when a row in the far segment is cached into the near segment and when the row is evicted. In addition, we propose a new data transfer mechanism (*Inter-Segment Data Transfer*) that efficiently migrates data between the segments by taking advantage of the fact that the bitline is a bus connected to the cells in both segments. By using this technique, the data from the source row can be transferred to the destination row over the bitlines at very low latency (additional 4ns over t_{RC}).³ Furthermore, this Inter-Segment Data Transfer happens exclusively within a DRAM bank without utilizing the DRAM channel, allowing concurrent accesses to other banks.

In the second approach, the near segment capacity is exposed to the OS, enabling the OS to use the full DRAM capacity. We propose two concrete mechanisms, one where the memory controller uses an additional layer of indirection to map frequently-accessed pages to the near segment, and another where the OS uses static/dynamic profiling to directly map frequently-accessed pages to the near segment.

³A later work, RowClone [116], takes advantage of this property to enable bulk copy and initialization completely within DRAM.

In both approaches, the accesses to pages that are mapped to the near segment are served faster and with lower power than in conventional DRAM, resulting in improved system performance and energy efficiency.

We refer the reader to Section 5 of our HPCA 2013 paper [73] for a full description of use cases for TL-DRAM. Note that a very wide variety of techniques developed for cache management [105, 115, 119, 120, 132] can be adopted to manage the near segment in TL-DRAM.

5. Performance and Power Evaluation

Section 8 of our HPCA 2013 paper [73] provides a detailed evaluation of all of the above approaches to leverage TL-DRAM. Here, we present the evaluation results for only the first approach, in which the near segment is used as a hardware-managed cache managed under our best policy (*Benefit-Based Caching*), to demonstrate the advantages of our TL-DRAM substrate.

Methodology. To evaluate our mechanism, we use Ramulator [56, 110], an open-source DRAM simulator, which is integrated into an in-house processor simulator. The released version of Ramulator [110] provides a model for TL-DRAM, which we hope future works use and build upon. A detailed methodology can be found in Section 7 of our HPCA 2013 paper [73].

Performance & Power Analysis. Figure 8 shows the average performance improvement and power efficiency of our proposed mechanism over the baseline with conventional DRAM, on 1-, 2- and 4-core systems. As described in Section 3, the access latency and power consumption are significantly lower for near segment accesses, but higher for far segment accesses, compared to accesses in a conventional DRAM. We observe that a large fraction (over 90% on average) of requests hit in the rows cached in the near segment, thereby accessing the near segment with low latency and low power consumption. As a result, TL-DRAM achieves significant performance improvements of 12.8%/12.3%/11.0%, and power savings of 23.6%/26.4%/28.6% in 1-/2-/4-core systems, respectively.

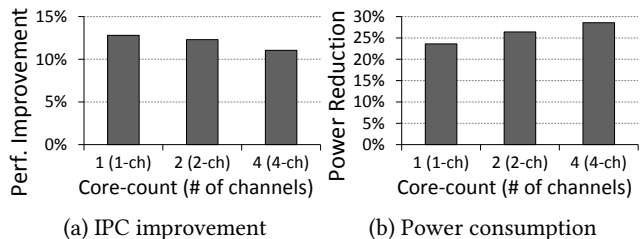


Figure 8: IPC improvement and power consumption of TL-DRAM. Adapted from [73].

Sensitivity to Near Segment Capacity. The number of rows in the near segment presents a trade-off, since increasing the near segment’s size increases its capacity but also increases its access latency. Figure 9 shows the performance improvement of our proposed mechanisms over the baseline as we vary the near segment size. Initially, performance im-

proves as the number of rows in the near segment increases, since more data can be cached. However, increasing the number of rows in the near segment beyond 32 reduces the performance benefit due to the increased capacitance and hence the higher near segment access latencies.

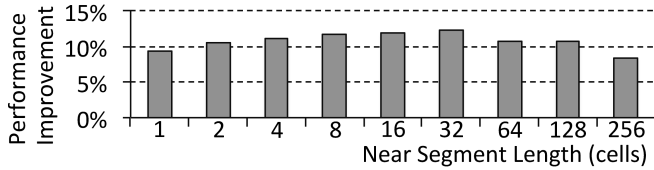


Figure 9: Effect of varying near segment capacity. Reproduced from [73].

Other Results. In our HPCA 2013 paper [73], we provide a detailed analysis of how timing parameters and power consumption vary when varying the near segment length (Sections 4 and 6.3 of [73], respectively). We also provide a comprehensive evaluation of the mechanisms we build on top of the TL-DRAM substrate for both single- and multi-core systems (Section 8 of [73]).

6. Related Work

To our knowledge, our HPCA 2013 paper [73] is the first to *i*) enable latency heterogeneity in DRAM without significantly increasing the DRAM cost per bit, and *ii*) propose hardware/software mechanisms that leverage this latency heterogeneity to improve system performance. We make the following major contributions.

A Cost-Efficient Low-Latency DRAM. Based on the key observation that long internal wires (bitlines) are the dominant source of DRAM latency, our HPCA 2013 paper [73] proposes a new DRAM architecture called Tiered-Latency DRAM (TL-DRAM). To our knowledge this is the first work to enable low-latency DRAM *without* significantly increasing the DRAM cost per bit. By adding a single isolation transistor to each bitline, we carve out a region within a DRAM chip, called the *near segment*, which is fast and energy-efficient. This comes at a modest overhead of 3% increase in DRAM die-area. While there are two prior approaches to reduce DRAM latency (using short bitlines [85, 112], adding an SRAM cache in DRAM [32, 36, 39, 142]), both of these approaches significantly increase die-area due to additional sense amplifiers or additional area for an SRAM cache, as we evaluate in our full paper [73]. Compared to these prior approaches, TL-DRAM is a much more cost-effective architecture for achieving low latency.

There are many recent works that reduce *overall memory access latency* by modifying DRAM, the DRAM-controller interface, and DRAM controllers. These works enable more parallelism and bandwidth [22, 60, 71, 116], reduce refresh counts [50, 51, 52, 53, 75, 76, 103, 134], accelerate bulk operations [23, 114, 116, 117, 118], accelerate computation in the logic layer of 3D-stacked DRAM [1, 2, 7, 8, 33, 35, 40, 41, 55, 77, 101, 141], enable better communication between CPU and other devices

through DRAM [69], leverage process variation and temperature dependency in DRAM [20, 21, 24, 70, 72], leverage design-induced variation in DRAM [68], leverage DRAM access patterns [37, 38, 123], reduce write-related latencies by better designing DRAM and DRAM control policies [26, 66, 113], and reduce overall queuing latencies in DRAM by better scheduling memory requests [29, 30, 31, 34, 42, 43, 49, 58, 59, 65, 87, 88, 89, 94, 95, 121, 126, 127, 133]. Our proposal is orthogonal to all of these approaches and can be applied in conjunction with them to achieve higher latency and energy benefits.

Inter-Segment Data Transfer. By implementing latency heterogeneity within a DRAM subarray, TL-DRAM enables efficient data transfer between the fast and slow segments by utilizing the bitlines as a wide bus. This mechanism takes advantage of the fact that both the source and destination cells share the same bitlines. Furthermore, this inter-segment migration happens only within a DRAM bank and does not utilize the DRAM channel, thereby allowing concurrent accesses to other banks over the channel. This inter-segment data transfer enables fast and efficient movement of data within DRAM, which in turn enables efficient ways of taking advantage of latency heterogeneity.

Other works that leverage latency heterogeneity in DRAM do not usually provide any efficient mechanism of inter-segment data migration between different latency segments. For example, Son et al. [124] propose a low-latency DRAM architecture that has different, fast (long bitline) and slow (short bitline) subarrays in DRAM. This approach provides the significant benefit only if latency-critical data is already allocated to the low-latency regions (the low latency subarrays). Therefore, the overall memory system performance is very sensitive to the page placement policy, and the system cannot easily adopt to changes in the access latency of pages. In contrast, our new inter-segment data transfer mechanism enables efficient relocation of pages, leading to efficient dynamic page placement and relocation based on the dynamically determined latency criticality of each page. Several more recent works [23, 114, 116, 117] take advantage of our concept of inter-segment data transfer mechanism to perform page copy/initialization and bulk bitwise operations completely within a DRAM chip.

7. Potential Long-Term Impact

Tolerating High DRAM Latency by Enabling New Layers in the Memory Hierarchy. Today, there is a large latency cliff between the on-chip last level cache and off-chip DRAM, leading to a large performance fall-off when applications start missing in the last level cache. By introducing an additional fast layer (the near segment) within the DRAM itself, TL-DRAM smoothens this latency cliff.

Note that many recent works add a DRAM cache or create heterogeneous main memories [25, 28, 62, 63, 74, 81, 82, 83, 102, 106, 108, 109, 138, 140] to smooth the latency cliff between the last level cache and a longer-latency non-

volatile main memory, e.g., phase-change memory [62, 63, 64, 83, 84, 104, 106, 137, 139], STT-MRAM [61, 83, 97, 135], or RRAM/memristors [27, 125, 136], or to take advantage of the advantages of multiple different types of memories to optimize for multiple metrics. Our approach is similar at the high-level (i.e., to reduce the latency cliff at low cost by taking advantage of heterogeneity), yet we introduce the new low-latency layer *within DRAM itself* instead of adding a completely separate device. Tiered-Latency DRAM can also be used as a fast DRAM cache.

Applicability to Future Memory Devices. We show the benefits of TL-DRAM’s asymmetric latencies. Considering that most memory devices adopt a similar cell organization (i.e., a two-dimensional cell array and row/column bus connections), our approach of reducing the electrical load of connecting to a bus (bitline) to achieve low access latency can be applicable to other memory devices. Furthermore, the idea of performing inter-segment data transfer can also potentially be applied to other memory devices, regardless of the memory technology. For example, we believe it is promising to examine similar approaches for emerging memory technologies like phase-change memory [62, 63, 64, 83, 84, 104, 106, 137, 139], STT-MRAM [61, 83, 97, 135], or RRAM/memristors [27, 125, 136], as well as NAND flash memory technology [9, 10, 11, 12, 13, 14, 15, 16, 17, 18, 19, 78, 79, 80, 81].

New Research Opportunities. The TL-DRAM substrate creates new opportunities by enabling mechanisms that can leverage the latency heterogeneity offered by the substrate. We briefly describe three directions, but we believe that there are many new possibilities.

- *New ways of leveraging TL-DRAM:* TL-DRAM is a substrate that can be utilized for many applications. Although we describe two major ways of leveraging TL-DRAM in our HPCA 2013 paper [73], we believe there are more ways to leverage the TL-DRAM substrate both in hardware and software. For instance, new mechanisms could be devised to detect data that is latency critical (e.g., data that causes many threads to become serialized [31, 45, 46, 130, 131] or data that belongs to threads that are more latency-sensitive or important [4, 5, 29, 58, 59, 65, 67, 126, 127, 128, 129, 133]) or could become latency critical in the near future and allocate/prefetch such data into the near segment.
- *Opening up new design spaces with multiple tiers:* TL-DRAM can be easily extended to have multiple latency tiers by adding more isolation transistors to the bitlines, providing more latency asymmetry. Our HPCA 2013 paper [73] provides an analysis of the latency of a TL-DRAM design with three tiers, showing the spread in latency for three tiers. This enables new mechanisms both in hardware and software that can allocate data appropriately to different tiers based on their access characteristics such as locality, criticality, priority, etc.
- *Inspiring new ways of architecting latency heterogeneity within DRAM:* To our knowledge, TL-DRAM is the first

to enable latency heterogeneity within DRAM, which is significantly modifying the existing DRAM architecture. We believe that this could inspire research on other possible ways of architecting latency heterogeneity within DRAM [20, 21, 24, 37, 38, 68, 70, 72] or other memory devices. Note that recent works that are after our HPCA 2013 paper clearly exploit this promising direction proposed by our paper [20, 21, 24, 37, 38, 68, 70, 72, 116].

Acknowledgments

We thank Saugata Ghose for his dedicated effort in the preparation of this article. Many thanks to Uksong Kang, Haksoo Yu, Churoo Park, Jung-Bae Lee, and Joo Sun Choi from Samsung, and Brian Hirano from Oracle, for their helpful comments. We thank the reviewers for their feedback. We acknowledge the support of our industrial partners: AMD, HP Labs, IBM, Intel, Oracle, Qualcomm, and Samsung. This research was also partially supported by grants from the NSF (grants 0953246 and 1212962), GSRC, and the Intel URO Memory Hierarchy Program.

References

- [1] J. Ahn, S. Hong, S. Yoo, O. Mutlu, and K. Choi, “A Scalable Processing-in-Memory Accelerator for Parallel Graph Processing,” in *ISCA*, 2015.
- [2] J. Ahn, S. Yoo, O. Mutlu, and K. Choi, “PIM-Enabled Instructions: A Low-Overhead, Locality-Aware Processing-in-Memory Architecture,” in *ISCA*, 2015.
- [3] A. Ailamaki, D. J. DeWitt, M. D. Hill, and D. A. Wood, “DBMSs on a Modern Processor: Where Does Time Go?” in *VLDB*, 1999.
- [4] R. Ausavarungnirun, K. K.-W. Chang, L. Subramanian, G. H. Loh, and O. Mutlu, “Staged memory scheduling: achieving high performance and scalability in heterogeneous systems,” in *ISCA*, 2012.
- [5] R. Ausavarungnirun, S. Ghose, O. Kayiran, G. H. Loh, C. R. Das, M. T. Kandemir, and O. Mutlu, “Exploiting Inter-Warp Heterogeneity to Improve GPGPU Performance,” in *PACT*, 2015.
- [6] S. Borkar and A. A. Chien, “The future of microprocessors,” in *CACM*, 2011.
- [7] A. Boroumand *et al.*, “Google Workloads for Consumer Devices: Mitigating Data Movement Bottlenecks,” in *ASPLOS*, 2018.
- [8] A. Boroumand, S. Ghose, B. Lucia, K. Hsieh, K. Malladi, H. Zheng, and O. Mutlu, “LazyPIM: An Efficient Cache Coherence Mechanism for Processing-in-Memory,” in *IEEE CAL*, 2016.
- [9] Y. Cai, S. Ghose, E. F. Haratsch, Y. Luo, and O. Mutlu, “Error Characterization, Mitigation, and Recovery in Flash-Memory-Based Solid-State Drives,” in *Proceedings of the IEEE*, 2017.
- [10] Y. Cai, S. Ghose, E. F. Haratsch, Y. Luo, and O. Mutlu, “Error Characterization, Mitigation, and Recovery in Flash Memory Based Solid-State Drives,” arXiv:1706.08642 [cs.AR], 2017.
- [11] Y. Cai, S. Ghose, E. F. Haratsch, Y. Luo, and O. Mutlu, “Errors in Flash-Memory-Based Solid-State Drives: Analysis, Mitigation, and Recovery,” arXiv:1711.11427 [cs.AR], 2017.
- [12] Y. Cai, S. Ghose, Y. Luo, K. Mai, O. Mutlu, and E. F. Haratsch, “Vulnerabilities in MLC NAND Flash Memory Programming: Experimental Analysis, Exploits, and Mitigation Techniques,” in *HPCA*, 2017.
- [13] Y. Cai, E. F. Haratsch, O. Mutlu, and K. Mai, “Error patterns in MLC NAND flash memory: Measurement, characterization, and analysis,” in *DATE*, 2012.
- [14] Y. Cai, G. Yalcin, O. Mutlu, E. F. Haratsch, A. Cristal, O. S. Unsal, and K. Mai, “Flash Correct-and-Refresh: Retention-Aware Error Management for Increased Flash Memory Lifetime,” in *ICCD*, 2012.
- [15] Y. Cai, E. F. Haratsch, O. Mutlu, and K. Mai, “Threshold Voltage Distribution in MLC NAND Flash Memory: Characterization, Analysis, and Modeling,” in *DATE*, 2013.
- [16] Y. Cai, Y. Luo, S. Ghose, and O. Mutlu, “Read Disturb Errors in MLC NAND Flash Memory: Characterization, Mitigation, and Recovery,” in *DSN*, 2015.
- [17] Y. Cai, Y. Luo, E. Haratsch, K. Mai, and O. Mutlu, “Data Retention in MLC NAND Flash Memory: Characterization, Optimization, and Recovery,” in *HPCA*, 2015.
- [18] Y. Cai, O. Mutlu, E. F. Haratsch, and K. Mai, “Program Interference in MLC NAND Flash Memory: Characterization, Modeling, and Mitigation,” in *ICCD*, 2013.
- [19] Y. Cai, G. Yalcin, O. Mutlu, E. F. Haratsch, O. Unsal, A. Cristal, and K. Mai, “Neighbor-cell Assisted Error Correction for MLC NAND Flash Memories,” in *SIGMETRICS*, 2014.

- [20] K. K. Chang, "Understanding and Improving Latency of DRAM-Based Memory Systems," Ph.D. dissertation, Carnegie Mellon University, 2017.
- [21] K. K. Chang, A. Kashyap, H. Hassan, S. Ghose, K. Hsieh, D. Lee, T. Li, G. Pekhimenko, S. Khan, and O. Mutlu, "Understanding Latency Variation in Modern DRAM Chips: Experimental Characterization, Analysis, and Optimization," in *SIGMETRICS*, 2016.
- [22] K. K. Chang, D. Lee, Z. Chishti, A. Alameldeen, C. Wilkerson, Y. Kim, and O. Mutlu, "Improving DRAM Performance by Parallelizing Refreshes with Accesses," in *HPCA*, 2014.
- [23] K. K. Chang, P. J. Nair, S. Ghose, D. Lee, M. K. Qureshi, and O. Mutlu, "Low-Cost Inter-Linked Subarrays (LISA): Enabling Fast Inter-Subarray Data Movement in DRAM," in *HPCA*, 2016.
- [24] K. K. Chang, A. G. Yaglikci, A. Agrawal, N. Chatterjee, S. Ghose, A. Kashyap, H. Hassan, D. Lee, M. O'Connor, and O. Mutlu, "Understanding Reduced-Voltage Operation in Modern DRAM Devices: Experimental Characterization, Analysis, and Mechanisms," in *SIGMETRICS*, 2017.
- [25] N. Chatterjee, M. Shevgoor, R. Balasubramonian, A. Davis, Z. Fang, R. Illikkal, and R. Iyer, "Leveraging Heterogeneity in DRAM Main Memories to Accelerate Critical Word Access," in *MICRO*, 2012.
- [26] N. Chatterjee, N. Muralimanohar, R. Balasubramonian, A. Davis, and N. P. Jouppi, "Staged Reads: Mitigating the Impact of DRAM Writes on DRAM Reads," in *HPCA*, 2012.
- [27] L. Chua, "Memristor—The Missing Circuit Element," *TCT*, 1971.
- [28] G. Dhiman *et al.*, "PDRAM: A hybrid PRAM and DRAM main memory system," in *DAC*, 2009.
- [29] E. Ebrahimi, C. J. Lee, O. Mutlu, and Y. N. Patt, "Fairness via Source Throttling: A Configurable and High-performance Fairness Substrate for Multi-core Memory Systems," in *ASPLOS*, 2010.
- [30] E. Ebrahimi, C. J. Lee, O. Mutlu, and Y. N. Patt, "Prefetch-aware shared resource management for multi-core systems," in *ISCA*, 2011.
- [31] E. Ebrahimi, R. Miftakhutdinov, C. Fallin, C. J. Lee, J. A. Joao, O. Mutlu, and Y. N. Patt, "Parallel Application Memory Scheduling," in *MICRO*, 2011.
- [32] Enhanced Memory Systems, "Enhanced SDRAM SM2604," 2002.
- [33] M. Gao and C. Kozyrakis, "HRL: Efficient and flexible reconfigurable logic for near-data processing," in *HPCA*, 2016.
- [34] S. Ghose, H. Lee, and J. F. Martinez, "Improving Memory Scheduling via Processor-Side Load Criticality Information," in *ISCA*, 2013.
- [35] Q. Guo *et al.*, "3D-Stacked Memory-Side Acceleration: Accelerator and System Design," in *WoNDP*, 2013.
- [36] C. A. Hart, "CDRAM in a Unified Memory Architecture," in *Compcon*, 1994.
- [37] H. Hassan, G. Pekhimenko, N. Vijaykumar, V. Seshadri, D. Lee, O. Ergin, and O. Mutlu, "ChargeCache: Reducing DRAM Latency by Exploiting Row Access Locality," in *HPCA*, 2016.
- [38] H. Hassan, N. Vijaykumar, S. Khan, S. Ghose, K. Chang, G. Pekhimenko, D. Lee, O. Ergin, and O. Mutlu, "SoftMC: A Flexible and Practical Open-Source Infrastructure for Enabling Experimental DRAM Studies," in *HPCA*, 2017.
- [39] H. Hidaka, Y. Matsuda, M. Asakura, and K. Fujishima, "The Cache DRAM Architecture: A DRAM with an On-Chip Cache Memory," in *IEEE Micro*, 1990.
- [40] K. Hsieh, S. Khan, N. Vijaykumar, K. K. Chang, A. Boroumand, S. Ghose, and O. Mutlu, "Accelerating Pointer Chasing in 3D-Stacked Memory: Challenges, Mechanisms, Evaluation," in *ICCD*, 2016.
- [41] K. Hsieh, E. Ebrahimi, G. Kim, N. Chatterjee, M. O'Connor, N. Vijaykumar, O. Mutlu, and S. W. Keckler, "Transparent Offloading and Mapping (TOM): Enabling Programmer-Transparent Near-Data Processing in GPU Systems," in *ISCA*, 2016.
- [42] I. Hur and C. Lin, "Adaptive History-Based Memory Schedulers," in *MICRO*, 2004.
- [43] E. Ipek *et al.*, "Self Optimizing Memory Controllers: A Reinforcement Learning Approach," in *ISCA*, 2008.
- [44] JEDEC, "DDR3 SDRAM STANDARD," <http://www.jedec.org/standards-documents/docs/jesd-79-3d>, 2010.
- [45] J. A. Joao *et al.*, "Utility-Based Acceleration of Multithreaded Applications on Asymmetric CMPs," in *ISCA*, 2013.
- [46] J. A. Joao, M. A. Suleman *et al.*, "Bottleneck identification and scheduling in multithreaded applications," in *ASPLOS*, 2012.
- [47] T. S. Jung, "Memory technology and solutions roadmap," http://www.sec.co.kr/images/corp/ir/irevent/techforum_01.pdf, 2005.
- [48] S. Kanev, J. P. Darago, K. Hazelwood, P. Ranganathan, T. Moseley, G.-Y. Wei, and D. Brooks, "Profiling a Warehouse-Scale Computer," in *ISCA*, 2015.
- [49] D. Kaseridis, J. Stuecheli, and L. K. John, "Minimalist Open-Page: A DRAM Page-Mode Scheduling Policy for the Many-Core Era," in *MICRO*, 2011.
- [50] S. Khan *et al.*, "Detecting and Mitigating Data-Dependent DRAM Failures by Exploiting Current Memory Content," in *MICRO*, 2017.
- [51] S. Khan, D. Lee, and O. Mutlu, "PARBOR: An Efficient System-Level Technique to Detect Data-Dependent Failures in DRAM," in *DSN*, 2016.
- [52] S. Khan, D. Lee, Y. Kim, A. R. Alameldeen, C. Wilkerson, and O. Mutlu, "The Efficacy of Error Mitigation Techniques for DRAM Retention Failures: A Comparative Experimental Study," in *SIGMETRICS*, 2014.
- [53] S. Khan, C. Wilkerson, D. Lee, A. R. Alameldeen, and O. Mutlu, "A Case for Memory Content-Based Detection and Mitigation of Data-Dependent Failures in DRAM," in *IEEE CAL*, 2016.
- [54] J. S. Kim, M. Patel, H. Hassan, and O. Mutlu, "The DRAM Latency PUF: Quickly Evaluating Physical Unclonable Functions by Exploiting the Latency-Reliability Tradeoff in Modern DRAM Devices," in *HPCA*, 2018.
- [55] J. S. Kim, D. Senol, H. Xin, D. Lee, S. Ghose, M. Alser, H. Hassan, O. Ergin, C. Alkan, and O. Mutlu, "GRIM-Filter: Fast Seed Location Filtering in DNA Read Mapping Using Processing-in-Memory Technologies," *BMC Genomics*, 2018.
- [56] Y. Kim, W. Yang, and O. Mutlu, "Ramulator: A Fast and Extensible DRAM Simulator," in *IEEE CAL*, 2015.
- [57] Y. Kim, R. Daly, J. Kim, C. Fallin, J. H. Lee, D. Lee, C. Wilkerson, K. Lai, and O. Mutlu, "Flipping Bits in Memory Without Accessing Them: An Experimental Study of DRAM Disturbance Errors," in *ISCA*, 2014.
- [58] Y. Kim, D. Han, O. Mutlu, and M. Harchol-Balter, "ATLAS: A scalable and high-performance scheduling algorithm for multiple memory controllers," in *HPCA*, 2010.
- [59] Y. Kim, M. Papamichael, O. Mutlu, and M. Harchol-Balter, "Thread Cluster Memory Scheduling: Exploiting Differences in Memory Access Behavior," in *MICRO*, 2010.
- [60] Y. Kim, V. Seshadri, D. Lee, J. Liu, and O. Mutlu, "A Case for Exploiting Subarray-Level Parallelism (SALP) in DRAM," in *ISCA*, 2012.
- [61] E. Kultursay, M. Kandemir, A. Sivasubramanian, and O. Mutlu, "Evaluating STT-RAM as an energy-efficient main memory alternative," in *ISPASS*, 2013.
- [62] B. Lee, P. Zhou, J. Yang, Y. Zhang, B. Zhao, E. Ipek, O. Mutlu, and D. Burger, "Phase-Change Technology and the Future of Main Memory," in *IEEE Micro*, 2010.
- [63] B. C. Lee, E. Ipek, O. Mutlu, and D. Burger, "Architecting Phase Change Memory As a Scalable DRAM Alternative," in *ISCA*, 2009.
- [64] B. C. Lee, E. Ipek, O. Mutlu, and D. Burger, "Phase Change Memory Architecture and the Quest for Scalability," in *CACM*, 2010.
- [65] C. J. Lee, O. Mutlu, V. Narasiman, and Y. N. Patt, "Prefetch-Aware DRAM Controllers," in *MICRO*, 2008.
- [66] C. J. Lee, E. Ebrahimi, V. Narasiman, O. Mutlu, and Y. N. Patt, "DRAM-Aware Last-Level Cache Writeback: Reducing Write-Caused Interference in Memory Systems," Univ. of Texas at Austin, High Performance Systems Group, Tech. Rep. TR-HPS-2010-002, 2010.
- [67] C. J. Lee, V. Narasiman, O. Mutlu, and Y. N. Patt, "Improving Memory Bank-Level Parallelism in the Presence of Prefetching," in *MICRO*, 2009.
- [68] D. Lee, S. Khan, L. Subramanian, S. Ghose, R. Ausavarungnirun, G. Pekhimenko, V. Seshadri, and O. Mutlu, "Design-Induced Latency Variation in Modern DRAM Chips: Characterization, Analysis, and Latency Reduction Mechanisms," in *SIGMETRICS*, 2017.
- [69] D. Lee, L. Subramanian, R. Ausavarungnirun, J. Choi, and O. Mutlu, "Decoupled Direct Memory Access: Isolating CPU and IO Traffic by Leveraging a Dual-Data-Port DRAM," in *PACT*, 2015.
- [70] D. Lee, "Reducing DRAM Latency at Low Cost by Exploiting Heterogeneity," Ph.D. dissertation, Carnegie Mellon University, 2016.
- [71] D. Lee, S. Ghose, G. Pekhimenko, S. Khan, and O. Mutlu, "Simultaneous Multi-Layer Access: Improving 3D-Stacked Memory Bandwidth at Low Cost," in *ACM TACO*, 2016.
- [72] D. Lee, Y. Kim, G. Pekhimenko, S. Khan, V. Seshadri, K. Chang, and O. Mutlu, "Adaptive-Latency DRAM: Optimizing DRAM Timing for the Common-Case," in *HPCA*, 2015.
- [73] D. Lee, Y. Kim, V. Seshadri, J. Liu, L. Subramanian, and O. Mutlu, "Tiered-Latency DRAM: A Low Latency and Low Cost DRAM Architecture," in *HPCA*, 2013.
- [74] Y. Li, S. Ghose, J. Choi, J. Sun, H. Wang, and O. Mutlu, "Utility-Based Hybrid Memory Management," in *CLUSTER*, 2017.
- [75] J. Liu, B. Jaiyen, Y. Kim, C. Wilkerson, and O. Mutlu, "An Experimental Study of Data Retention Behavior in Modern DRAM Devices: Implications for Retention Time Profiling Mechanisms," in *ISCA*, 2013.
- [76] J. Liu, B. Jaiyen, R. Veras, and O. Mutlu, "RAIDR: Retention-Aware Intelligent DRAM Refresh," in *ISCA*, 2012.
- [77] Z. Liu, I. Calciu, M. Herlihy, and O. Mutlu, "Concurrent Data Structures for Near-Memory Computing," in *SPAA*, 2017.
- [78] Y. Luo, S. Ghose, Y. Cai, E. F. Haratsch, and O. Mutlu, "Enabling Accurate and Practical Online Flash Channel Modeling for Modern MLC NAND Flash Memory," *JSAC*, 2016.
- [79] Y. Luo, Y. Cai, S. Ghose, J. Choi, and O. Mutlu, "WARM: Improving NAND flash memory lifetime with write-hotness aware retention management," in *MSST*, 2015.
- [80] Y. Luo, S. Ghose, Y. Cai, E. F. Haratsch, and O. Mutlu, "HeatWatch: Improving 3D NAND Flash Memory Device Reliability by Exploiting Self-Recovery and Temperature Awareness," in *HPCA*, 2018.
- [81] Y. Luo, S. Govindan, B. Sharma, M. Santaniello, J. Meza, A. Kansal, J. Liu, B. Khessib, K. Vaid, and O. Mutlu, "Characterizing Application Memory Error Vulnerability to Optimize Datacenter Cost via Heterogeneous-Reliability Memory," in *DSN*, 2014.
- [82] J. Meza *et al.*, "Enabling Efficient and Scalable Hybrid Memories Using Fine-Granularity DRAM Cache Management," in *IEEE CAL*, 2012.
- [83] J. Meza *et al.*, "A Case for Efficient Hardware-Software Cooperative Management of Storage and Memory," in *WEED*, 2013.
- [84] J. Meza, J. Li, and O. Mutlu, "A case for small row buffers in non-volatile main memories," in *ICCD*, 2012.

- [85] Micron, "RLDRAM 2 and 3 Specifications," <http://www.micron.com/products/dram/rl dram-memory>.
- [86] Y. Moon *et al.*, "1.2V 1.6Gb/s 56nm 6F2 4Gb DDR3 SDRAM with hybrid-I/O sense amplifier and segmented sub-array architecture," *ISSCC*, 2009.
- [87] T. Moscibroda and O. Mutlu, "Memory Performance Attacks: Denial of Memory Service in Multi-Core Systems," in *USENIX Security*, 2007.
- [88] J. Mukundan and J. F. Martinez, "MORSE: Multi-Objective Reconfigurable Self-Optimizing Memory Scheduler," in *HPCA*, 2012.
- [89] S. P. Muralidhara, L. Subramanian, O. Mutlu, M. Kandemir, and T. Moscibroda, "Reducing Memory Interference in Multicore Systems via Application-aware Memory Channel Partitioning," in *MICRO*, 2011.
- [90] O. Mutlu, "Memory Scaling: A Systems Architecture Perspective," in *IMW*, 2013.
- [91] O. Mutlu, "Main Memory Scaling: Challenges and Solution Directions," in *More than Moore Technologies for Next Generation Computer Design*. Springer, 2015.
- [92] O. Mutlu, J. Stark, C. Wilkerson, and Y. N. Patt, "Runahead execution: An effective alternative to large instruction windows," in *IEEE Micro*, 2003.
- [93] O. Mutlu, H. Kim, and Y. N. Patt, "Techniques for Efficient Processing in Runahead Execution Engines," in *ISCA*, 2005.
- [94] O. Mutlu and T. Moscibroda, "Stall-Time Fair Memory Access Scheduling for Chip Multiprocessors," in *MICRO*, 2007.
- [95] O. Mutlu and T. Moscibroda, "Parallelism-Aware Batch Scheduling: Enhancing both Performance and Fairness of Shared DRAM Systems," in *ISCA*, 2008.
- [96] O. Mutlu, J. Stark, C. Wilkerson, and Y. N. Patt, "Runahead Execution: An Alternative to Very Large Instruction Windows for Out-of-Order Processors," in *HPCA*, 2003.
- [97] H. Naeimi, C. Augustine, A. Raychowdhury, S.-L. Lu, and J. Tschanz, "STT-RAM Scaling and Retention Failure," *Intel Technology Journal*, 2013.
- [98] S. Narasimha *et al.*, "High performance 45-nm SOI technology with enhanced strain, porous low-k BEOL, and immersion lithography," in *IEDM*, 2006.
- [99] M. Patel, J. S. Kim, and O. Mutlu, "The Reach Profiler (REAPER): Enabling the Mitigation of DRAM Retention Failures via Profiling at Aggressive Conditions," in *ISCA*, 2017.
- [100] D. A. Patterson, "Latency lags bandwidth," in *Commun. ACM*, 2004.
- [101] A. Pattnaik, X. Tang, A. Jog, O. Kayiran, A. K. Mishra, M. T. Kandemir, O. Mutlu, and C. R. Das, "Scheduling Techniques for GPU Architectures with Processing-in-Memory Capabilities," in *PACT*, 2016.
- [102] S. Phadke and S. Narayanasamy, "MLP aware heterogeneous memory system," in *DATE*, 2011.
- [103] M. Qureshi, D.-H. Kim, S. Khan, P. Nair, and O. Mutlu, "AVATAR: A Variable-Retention-Time (VRT) Aware Refresh for DRAM Systems," in *DSN*, 2015.
- [104] M. K. Qureshi, J. Karidis, M. Franceschini, V. Srinivasan, L. Lastras, and B. Abali, "Enhancing Lifetime and Security of PCM-based Main Memory with Start-gap Wear Leveling," in *MICRO*, 2009.
- [105] M. K. Qureshi, D. N. Lynch, O. Mutlu, and Y. N. Patt, "A case for MLP-aware cache replacement," in *ISCA*, 2006.
- [106] M. K. Qureshi, V. Srinivasan, and J. A. Rivers, "Scalable High Performance Main Memory System Using Phase-change Memory Technology," in *ISCA*, 2009.
- [107] Rambus, "DRAM Power Model," <http://www.rambus.com/energy>, 2010.
- [108] L. E. Ramos *et al.*, "Page placement in hybrid memory systems," in *ICS*, 2011.
- [109] J. Ren, J. Zhao, S. Khan, J. Choi, Y. Wu, and O. Mutlu, "ThyNVM: Enabling Software-Transparent Crash Consistency in Persistent Memory Systems," in *MICRO*, 2015.
- [110] SAFARI Research Group, "Ramulator - GitHub Repository," <https://github.com/CMU-SAFARI/ramulator>.
- [111] Samsung, "DRAM Data Sheet," <http://www.samsung.com/global/business/semiconductor/product>.
- [112] Y. Sato *et al.*, "Fast Cycle RAM (FCRAM): a 20-ns random row access, pipe-lined operating DRAM," in *VLSIC*, 1998.
- [113] V. Seshadri, A. Bhowmick, O. Mutlu, P. Gibbons, M. Kozuch, and T. Mowry, "The Dirty-Block Index," in *ISCA*, 2014.
- [114] V. Seshadri, K. Hsieh, A. Boroumand, D. Lee, M. Kozuch, O. Mutlu, P. Gibbons, and T. Mowry, "Fast Bulk Bitwise AND and OR in DRAM," in *IEEE CAL*, 2015.
- [115] V. Seshadri, O. Mutlu, M. A. Kozuch, and T. C. Mowry, "The evicted-address filter: A unified mechanism to address both cache pollution and thrashing," in *PACT*, 2012.
- [116] V. Seshadri *et al.*, "RowClone: Fast and Energy-Efficient In-DRAM Bulk Data Copy and Initialization," in *MICRO*, 2013.
- [117] V. Seshadri, D. Lee, T. Mullins, H. Hassan, A. Boroumand, J. Kim, M. A. Kozuch, O. Mutlu, P. B. Gibbons, and T. C. Mowry, "Ambit: In-memory Accelerator for Bulk Bitwise Operations Using Commodity DRAM Technology," in *MICRO*, 2017.
- [118] V. Seshadri, T. Mullins, A. Boroumand, O. Mutlu, P. B. Gibbons, M. A. Kozuch, and T. C. Mowry, "Gather-Scatter DRAM: In-DRAM Address Translation to Improve the Spatial Locality of Non-Unit Strided Accesses," in *MICRO*, 2015.
- [119] V. Seshadri, S. Yedkar, H. Xin, O. Mutlu, P. B. Gibbons, M. A. Kozuch, and T. C. Mowry, "Mitigating Prefetcher-Caused Pollution Using Informed Caching Policies for Prefetched Blocks," *TACO*, 2015.
- [120] A. Seznec, "A Case for Two-Way Skewed-Associative Caches," in *ISCA*, 1993.
- [121] J. Shao and B. T. Davis, "A Burst Scheduling Access Reordering Mechanism," in *HPCA*, 2007.
- [122] S. M. Sharroush *et al.*, "Dynamic random-access memories without sense amplifiers," in *Elektrotechnik & Informationstechnik*, 2012.
- [123] W. Shin, J. Yang, J. Choi, and L.-S. Kim, "NUAT: A Non-Uniform Access Time Memory Controller," in *HPCA*, 2014.
- [124] Y. H. Son, O. Seongil, Y. Ro, J. W. Lee, and J. H. Ahn, "Reducing Memory Access Latency with Asymmetric DRAM Bank Organizations," in *ISCA*, 2013.
- [125] D. B. Strukov, G. S. Snider, D. R. Stewart, and R. S. Williams, "The Missing Memristor Found," *Nature*, 2008.
- [126] L. Subramanian, D. Lee, V. Seshadri, H. Rastogi, and O. Mutlu, "The Blacklisting Memory Scheduler: Achieving high performance and fairness at low cost," in *ICCD*, 2014.
- [127] L. Subramanian, D. Lee, V. Seshadri, H. Rastogi, and O. Mutlu, "BLISS: Balancing Performance, Fairness and Complexity in Memory Access Scheduling," in *TPDS*, 2016.
- [128] L. Subramanian, V. Seshadri, A. Ghosh, S. Khan, and O. Mutlu, "The Application Slowdown Model: Quantifying and Controlling the Impact of Inter-Application Interference at Shared Caches and Main Memory," in *MICRO*, 2015.
- [129] L. Subramanian, V. Seshadri, Y. Kim, B. Jaiyen, and O. Mutlu, "MISE: Providing Performance Predictability and Improving Fairness in Shared Main Memory Systems," in *HPCA*, 2013.
- [130] M. A. Suleman, O. Mutlu, M. K. Qureshi, and Y. N. Patt, "Accelerating critical section execution with asymmetric multi-core architectures," in *ASPLOS*, 2009.
- [131] M. A. Suleman, O. Mutlu, J. A. Joao, Khubaib, and Y. N. Patt, "Data Marshaling for Multi-core Architectures," in *ISCA*, 2010.
- [132] G. Tyson, M. Farrens, J. Matthews, and A. R. Plezskun, "A Modified Approach to Data Cache Management," in *MICRO*, 1995.
- [133] H. Usui, L. Subramanian, K. K.-W. Chang, and O. Mutlu, "DASH: Deadline-Aware High-Performance Memory Scheduler for Heterogeneous Systems with Hardware Accelerators," in *ACM TACO*, 2016.
- [134] R. Venkatesan, S. Herr, and E. Rotenberg, "Retention-aware placement in DRAM (RAPID): software methods for quasi-non-volatile DRAM," in *HPCA*, 2006.
- [135] J. Wang, X. Dong, and Y. Xie, "Enabling High-performance LPDDR-compatible MRAM," in *ISLPED*, 2014.
- [136] H. S. P. Wong, H. Y. Lee, S. Yu, Y. S. Chen, Y. Wu, P. S. Chen, B. Lee, F. T. Chen, and M. J. Tsai, "Metal-Oxide RRAM," in *Proceedings of the IEEE*, 2012.
- [137] H.-S. P. Wong, S. Raoux, S. Kim, J. Liang, J. P. Reifenberg, B. Rajendran, M. Asheghi, and K. E. Goodson, "Phase Change Memory," *Proc. IEEE*, 2010.
- [138] H. Yoon *et al.*, "Row Buffer Locality Aware Caching Policies for Hybrid Memories," in *ICCD*, 2012.
- [139] H. Yoon, J. Meza, N. Muralimanohar, N. P. Jouppi, and O. Mutlu, "Efficient Data Mapping and Buffering Techniques for Multilevel Cell Phase-Change Memories," in *ACM TACO*, 2014.
- [140] X. Yu, C. J. Hughes, N. Satish, O. Mutlu, and S. Devadas, "Banshee: Bandwidth-efficient DRAM Caching via Software/Hardware Cooperation," in *MICRO*, 2017.
- [141] D. Zhang, N. Jayasena, A. Lyashevsky, J. L. Greathouse, L. Xu, and M. Ignatowski, "TOP-PIM: Throughput-oriented Programmable Processing in Memory," in *HPCA*, 2014.
- [142] Z. Zhang, Z. Zhu, and X. Zhang, "Cached DRAM for ILP Processor Memory Access Latency Reduction," in *IEEE Micro*, 2001.