

Integration in Social Networks*

Josué Ortega

University of Essex

April 23, 2018

Abstract

Consider several disjoint social networks. What is the minimum number of bridges (i.e. edges between nodes belonging to different social networks) or central nodes (those who are endpoints to a bridge) required so that every two nodes are connected by a path of length at most k ? The answer depends only linearly on the size of the social networks for $k = 2$, and does not depend on the size of each social network for $k \geq 3$. Our findings provide an equality of opportunity measure for social networks which is easy to compute and verify, and which can be used to compare the degree of integration of a variety of real-life social networks.

KEYWORDS: social integration, social networks, small world, equality of opportunity.

*Email: josue.ortega@essex.ac.uk. Website: www.josueortega.com

1. RELEVANCE

Our social networks are highly clustered, meaning that is common to observe communities that are very densely connected within themselves but only poorly so with the rest of the social network (Watts and Strogatz, 1998; Mishra et al., 2007). The people in each community usually share particular characteristics, such as race, ethnicity or educational background. For example, the average American public school student has less than one school friend of another race (Fryer, 2007). Among white Americans, 91% of people comprising their social networks are also white, while for black and latino Americans the percentages are 83% and 64%, respectively (Cox et al., 2016). Social networks are also highly clustered by religion, political views, and education, among other characteristics (Louch, 2000).

The fact that we are segregated into these poorly interconnected societies has significant consequences. Many important decisions such as who we marry, who we work for, and what information we obtain crucially depend on who we know or who our friends and our acquaintances know. We are incredibly likely to marry someone within our extended social circles (at least until the emergence of online dating, see Rosenfeld and Thomas, 2012 and Ortega and Hergovich, 2017). It is also well-documented that over 50% of jobs are obtained through social contacts (Rees, 1966; Corcoran et al., 1980; Granovetter, 1973, 1995), and that the connections we possess may explain the observed drop-out rates of the labor force (Topa, 2001; Calvó-Armengol and Jackson, 2004). Furthermore, our social circle determines the information to which we are exposed to online (Bakshy et al., 2012). Therefore, the lack of connections between communities can forbid that some agents interact with others, making them lose potential job opportunities, valuable information, or potential romantic partners.

In this paper, we study the minimum number of inter-community connections required so that every agent in the social network has access to the entire social network, thus guaranteeing that every agent has the same networking opportunities. To do so, we assume that each agent can only interact with another agent who is connected to her within k steps, i.e. connected by a path of length at most k . For example, $k = 1$ means that agents can only interact (work, marry, communicate, etcetera) with people whom they directly know. Similarly, $k = 2$ means that agents can interact with people who they either know directly, or with whom they have a friend in common, and so on.

Given k , the question we ask is how many connections between communities (which we call *bridges*) are required to guarantee that any two people in the social network are k -connected? And how many agents must know someone outside their community, i.e. how many agents must be *central*? In this paper, we provide answers to both questions for all values of k as a function of the number and the size of the communities conforming a social network. We obtain tight values, which guarantee that if we remove one bridge or one central agent, there must be at least two nodes that are not connected by a path of length k . In this case, we say that the social network fails to be k -integrated. Because we study lower bounds on the number of bridges and nodes, we impose without loss of generality that every community is completely connected within, i.e. the corresponding graph of each community is complete.

The notion of k -integration for social networks that we propose, which requires that any two nodes are connected by a path of at most length k , is inspired in the prominent literature of equality of opportunity in philosophy and economics (Roemer, 2009; Arneson, 2015). If a social network is k -integrated, every agent has the same access to job opportunities, information, romantic partners, and so on, irrespective of their location within the network and the community to which the agent belongs. Our results allow us to identify when a social network fails our proposed criterion of opportunity fairness in networks, which is parametrized by k , simply by either counting the number of connections between communities or the number of agents who have such connections. It also allows us to compare social networks on the basis of k -integration.

We find that the number of bridges (\mathcal{B}_k) and central agents (\mathcal{C}_k) needed for k -integration quickly diminishes as k becomes larger, and does not depend on the size of each community for $k \geq 3$. To give an example, consider a social network with 8 communities, each containing 1,000 agents. For 1–integration, we require 28 million bridges and 8 thousand central agents, whereas for 2–integration we only require 7 thousand bridges and 7 thousand and 1 central agents. Furthermore, for 3–integration we only require 28 bridges and 8 central agents. The intuition behind our result is that as k grows, the externality generated by each bridge and central node increases. It is nevertheless surprising that the externalities of a bridge are so large with $k = 3$ that to cover such a large social network we only need that 0.00010% of the total possible bridges and 0.1% of the total nodes to be central. Figure 2 provides an illustration for a social network with 8 communities with 9 agents each.

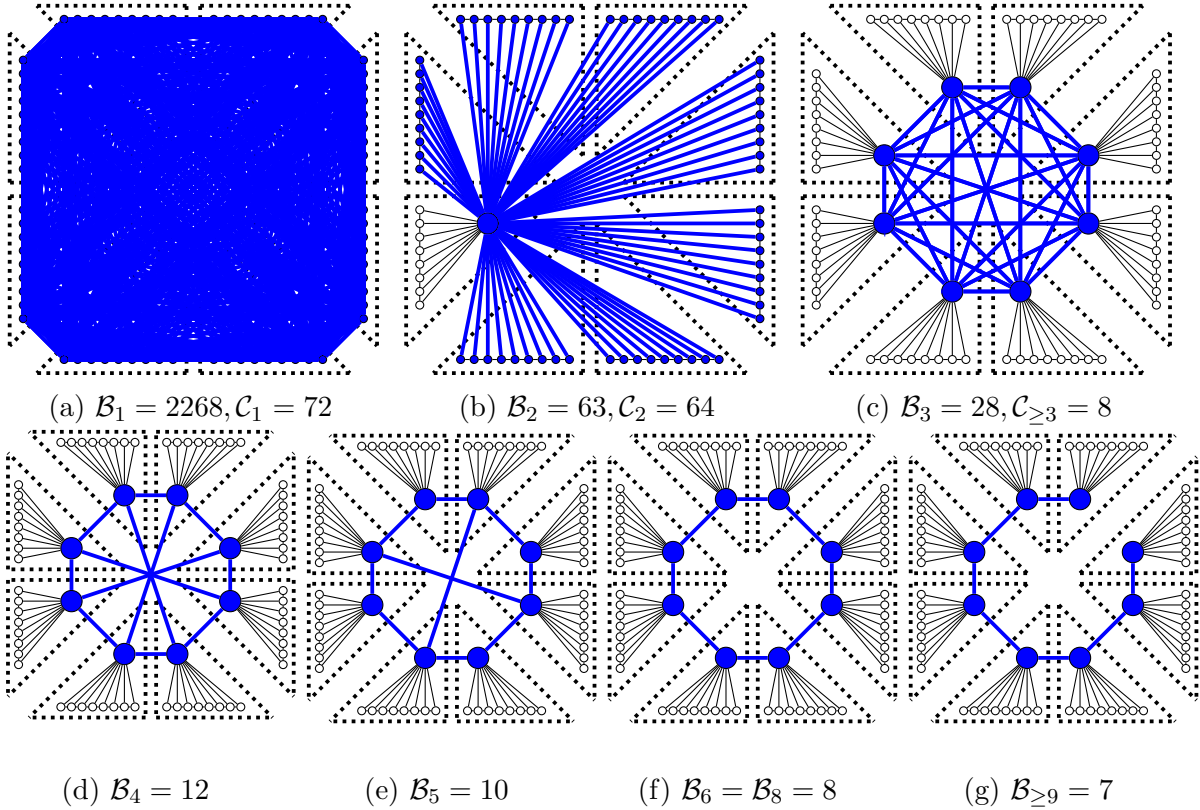


Figure 1: Minimal k -integrated social networks with 8 communities of 9 agents each. Bridges and central nodes appear in blue. Communities are indicated with dashed triangles. The size and location of nodes are irrelevant and for exposition only.

Our result is related to the small world phenomenon in [Watts and Strogatz \(1998\)](#). They note that regular graphs (e.g. a lattice) are highly clustered but exhibit long characteristic path lengths. On the contrary, random graphs in which edges are created independently at random, have short characteristic path lengths but are not clustered. However, if we start from a regular graph and we randomly rewire each edge with some probability, we quickly obtain a graph that is both highly clustered and exhibit short characteristic path lengths, two properties of many real-life networks. Our result is similar to theirs in spirit, but instead of looking at characteristic or expected path lengths, we strictly require that each path length is at most k . Although a random graph may exhibit a short characteristic path length, it may still have a few edges that are very poorly connected to the rest of the social network. Thus, our integration measure ensures that all agents are well-connected to the network, unlike expected or characteristic path length. We quantify the specific number of bridges and central nodes needed to ensure that all paths are of length at most k .

Ortega and Hergovich (2017) also obtain a similar result using random graphs, which they use to analyze the impact of online dating in the number of interracial marriages. They show that for $k \geq 2$, a few bridges can quickly make a social network 2-integrated, leading to a phase transition in the number of agents who decide to marry interracially. In this paper, we focus instead on deterministic graphs and compute the minimal number of bridges and central nodes required to guarantee k -integration for all values of k . This paper contributes to explaining the phase transition in their model, by showing that just a few bridges can ensure that the society is k -integrated for $k \geq 2$. Furthermore, it provides an easy way to check whether a social network may experience such a phase transition simply by counting the number of bridges or central agents in a society.¹

2. DEFINITIONS AND MODEL

Basic Definitions. An undirected **graph** or **network**² is an ordered pair $F = (N, E)$ consisting of a set of **nodes** $N = \{a, b, c, \dots\}$ and a set of **edges** $E = \{ab, ac, \dots\}$. The set of edges consists of unordered pairs of nodes. Two nodes a, b are **adjacent** if $ab \in E$, and we say that a and b are the **endpoints** of edge ab . A graph in which every two different nodes are adjacent is called **complete**. A graph $F' = (N', E')$ is a **supergraph** of F if $N \subseteq N'$ and $E \subseteq E'$. Two graphs are **disjoint** if they share no nodes. A **path** from node i to t is a vector of edges (ij, jk, \dots, qs, st) such that every consecutive edges share an endpoint. The **path length** is the number of edges in a path. The **distance** between two nodes is the length of the shortest path between them. Two graphs are **connected** if there exists a path between any of their nodes, and disconnected otherwise.

Model. We consider r disjoint complete graphs $K_1 = (N_1, E_1), K_2 = (N_2, E_2), \dots, K_r = (N_r, E_r)$, all with n nodes. Each complete graph is called a **local graph**, and its edges are called **local edges**. A **global graph** $G = (N_G, E_G)$ is a supergraph of the union of all local graphs, so that $\bigcup_{i=1}^r N_i \subseteq N_G$ and $\bigcup_{i=1}^r E_i \subseteq E_G$. The notation $K_i \cup K_j$ denotes the supergraph $(N_i \cup N_j, E_i \cup E_j)$. We assume $n \geq r$.

¹The [MIT Technology Review \(2017\)](#) provides an excellent overview of the Ortega and Hergovich findings for a general audience.

²I use both terms indistinctly.

A **bridge** is an edge of a global graph whose endpoints belong to different local graphs.³ A node is **central** if it is an endpoint of a bridge. \mathcal{B} and \mathcal{C} denote the number of bridges and central nodes in a global graph, respectively. Figure 2 presents an example of a global graph with two bridges and four central nodes.

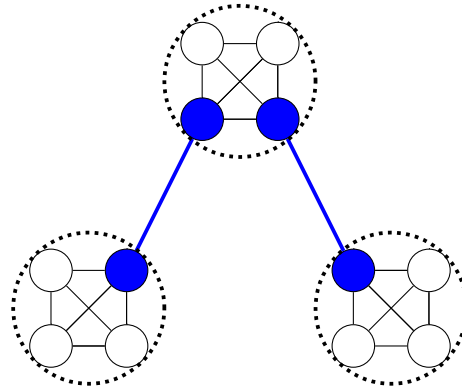


Figure 2: A global graph with $n = 4$, $r = 3$, $\mathcal{B} = 2$ and $\mathcal{C} = 4$.

We propose the following notion of integration for global graphs.

Definition 1 (Integration in Graphs). A global graph is k -integrated if there exists a path of length at most k between any two nodes. A global graph that is not k -integrated is k -segregated.

This paper studies the minimum number of bridges and central agents that a global graph or network requires to be k -integrated. These are presented in the following Theorem.

3. RESULT

Theorem 1. *A global graph is k -segregated if $\mathcal{B} < \mathcal{B}_k$ or $\mathcal{C} < \mathcal{C}_k$. The values for \mathcal{B}_k and \mathcal{C}_k are given in the table below and are tight, i.e. for any values of r and n there exist an k -integrated global graph with $\mathcal{B} = \mathcal{B}_k$ and $\mathcal{C} = \mathcal{C}_k$.*

where $f(r)$ is a function of r that does not depend on n .

We separate the proof in three parts. First, we show that a global graph is k -segregated if $\mathcal{B} < \mathcal{B}_k$. Second, we show that $\mathcal{C} < \mathcal{C}_k$. Third, we show that one can

³The standard definition of a bridge is an edge whose removal would disconnect the graph (Diestel, 2017). Nevertheless, I redefine this term to make exposition clearer.

k	\mathcal{B}_k	\mathcal{C}_k
1	$n^2 r(r-1)/2$	rn
2	$(r-1)n$	$(r-1)n+1$
3	$r(r-1)/2$	r
\vdots	$f(r)$	r
$r+1$	$r-1$	r

always construct a k -integrated local graph with exactly \mathcal{B}_k bridges and \mathcal{C}_k central nodes, for any values of r and n .

Proof of Minimality of \mathcal{B}_k . For $k = 1$, order all local graphs randomly. Each node in the first local graph needs to be adjacent to n nodes in each of the $(r-1)$ local graphs. Each node in the second local graph needs to be connected to n nodes in each of the remaining $(r-2)$ local graphs, and so on. A simple computation yields

$$n \sum_{i=1}^{r-1} i \cdot n = n^2 \frac{r(r-1)}{2} \quad (1)$$

For $k = 2$, I start by showing the following Lemma: Let $A = (N_1, E_1)$ and $B = (N_2, E_2)$ be two disjoint graphs with n_1 and n_2 nodes. Then $\mathcal{B}_k = \min(n_1, n_2)$. Otherwise, there are two nodes $x \in N_1, y \in N_2$ such that both are not central. Thus, it is impossible to make a path of length at most 2 connecting x and y .

Now I show that the global graph must have $\mathcal{B}_2 = (r-1)n$ by constructing such graph. Start with a global graph containing all r local graphs K_1, K_2, \dots, K_r and no bridges. To ensure that every node in K_1 is 2-integrated to K_2 we need n bridges, by the previous Lemma. Similarly, we need n bridges to 2-integrate $K_1 \cup K_2$ and K_3 (remember that we started from a graph with 0 bridges), n bridges to 2-integrate $K_1 \cup K_2 \cup K_3$ and K_4, \dots , and n bridges to 2-connect $\bigcup_{i=1}^{r-1} K_i$ and K_r . This is the minimal number of bridges we need to construct to ensure that the graph is 2-connected. In fact, if the bridges are created in a particular way, we do not need any bridges connecting any two local graphs K_i, K_j for $i \neq j \neq 1$. We show this when presenting an example showing that this bound is tight.

For $k = 3$, assume that two local graphs K_1 and K_2 are not directly connected by a bridge, i.e. $\nexists x \in K_1, y \in K_2$ such that $xy \in \mathcal{B}$. Then, for that graph to be 3-integrated, all the n nodes of K_1 must be directly connected to a local graph K_3 that is connected

to K_2 by a bridge. Thus, for each two local graphs that are not directly connected, we need n bridges. Now suppose that all but one local graph are directly connected by a bridge. The total number of bridges is $n + \frac{(r-1)(r-2)}{2}$, whereas if every two local graphs were directly connected by a bridge the total number of bridges would be $\frac{r(r-1)}{2}$. A quick computation makes evident (recall $n \geq r$) that

$$\frac{r(r-1)}{2} < n + \frac{(r-1)(r-2)}{2} \quad (2)$$

Finally, for $k > 3$, note that $\mathcal{B}_k \geq \mathcal{B}_{k+1}$. Therefore, $\mathcal{B}_k \leq \frac{r(r-1)}{2}$ for $k > 3$, which is itself a function of r which does not depend on n . Finally, note that for $k = r + 1$, we need at least a path between any two nodes. This means that all but two local graphs must be directly connected by a bridge to at least one other local graph. If $\mathcal{B}_{r+1} < r - 1$, then there are two local graphs that are not connected by any path, a contradiction. This concludes the proof of minimality of \mathcal{B}_k . \square

Now we show that a global graph is k -segregated if $\mathcal{C} < \mathcal{C}_k$.

Proof of Minimality of \mathcal{C}_k . For $k = 1$ every agent needs to be central so the proof is trivial.

For $k = 2$, suppose by contradiction that there are only $(r - 1)n$ central nodes in a 2-integrated global graph, i.e. there are n non-central nodes. Then either all those non-central nodes belong to a whole local graph, which is then disconnected from the rest of the global graph (a contradiction), or there are two nodes from different local graphs that are not central. The shortest path between those has length 3, a contradiction.

For $k \geq 3$ the proof is also trivial: if there are less than r central nodes then at least one local graph is disconnected from the rest of the global graph. \square

Finally, I discuss how to construct global graphs that are k -integrated with exactly $\mathcal{B} = \mathcal{B}_k$ and $\mathcal{C} = \mathcal{C}_k$, showing that these values are tight.

Proof of Sufficiency of \mathcal{B}_k and \mathcal{C}_k . For $k = 1$, we trivially require that every node is central and that any two nodes belonging to different communities are directly connected by a bridge (see subfigure [1a](#) in the Introduction).

For $k = 2$, we can achieve the lower bounds $\mathcal{B}_2 = (r - 1)n$ and $\mathcal{C}_2 = (r - 1)n + 1$ by selecting one local graph that has only one central node. This node connects to all other nodes of different communities, and by our assumption also to every node in his own community. This way we create a “2-integrated star graph” which is by construction 2-integrated. An example appears in Figure 3 (and in subfigure 1b in the Introduction).

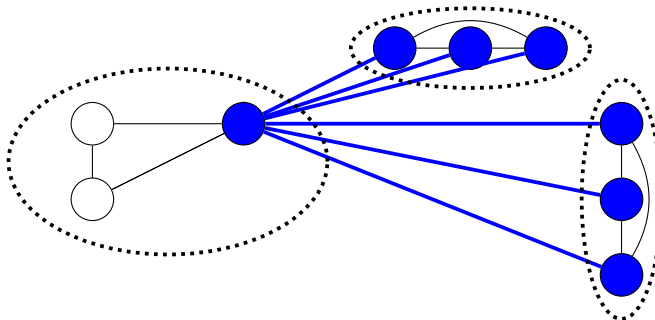


Figure 3: A 2-integrated star graph with $\mathcal{B}_2 = (r - 1)n$ and $\mathcal{C}_2 = (r - 1)n + 1$.

For $k = 3$, we can achieve the lower bounds $\mathcal{B}_3 = r(r - 1)/2$ and $\mathcal{C}_3 = r$ by selecting one node from each local graph, which will be the only central node belonging to his community. This node and is connected to all other central nodes of each other local graph. Therefore, we create a complete graph among each of the r central nodes. We call the corresponding global graph an “extended star graph”. An example appears in Figure 4.

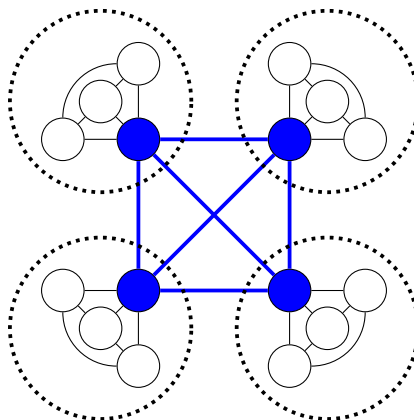


Figure 4: A 3-connected extended star graph with $\mathcal{B}_3 = \frac{r(r-1)}{2}$ and $\mathcal{C}_3 = r$.

For k -integrated graphs for $k \geq 3$, \mathcal{C}_k remains equal to r whereas \mathcal{B}_k keeps decreasing up to $r - 1$. Figure 2 in the Introduction shows how to construct the corresponding k -integrated graphs. When $k = r + 1$, if there exists $r - 1$ bridges connecting the r

central nodes, there is a path from any two central nodes with length at most $r - 1$. In an extended star graph, this implies that the maximum distance between any two nodes is $r + 1$, and thus the graph becomes $(r + 1)$ -integrated, as depicted in subfigure 1g.

□

The authors declare that they have no conflict of interest. This research did not receive any specific grant from funding agencies in the public, commercial, or not-for-profit sectors.

REFERENCES

- ARNESON, R. (2015): “Equality of opportunity,” in *The Stanford Encyclopedia of Philosophy*, ed. by E. Zalta.
- BAKSHY, E., I. ROSENN, C. MARLOW, AND L. ADAMIC (2012): “The role of social networks in information diffusion,” in *Proceedings of the 21st International Conference on World Wide Web*, New York, NY, USA: ACM, WWW '12, 519–528.
- CALVÓ-ARMENGOL, A. AND M. JACKSON (2004): “The effects of social networks on employment and inequality,” *American Economic Review*, 94, 426–454.
- CORCORAN, M., L. DATCHER, AND G. J. DUNCAN (1980): “Most workers find jobs through word of mouth,” *Monthly Labor Review*, 103, 33–35.
- COX, D., J. NAVARRO-RIVERA, AND R. JONES (2016): “Race, religion, and political affiliation of Americans core social networks,” Tech. rep., Public Religion Research Institute, 2013 American Values Survey.
- DIESTEL, R. (2017): *Graph theory*, Springer.
- FRYER, R. (2007): “Guess who’s been coming to dinner? Trends in interracial marriage over the 20th century,” *Journal of Economic Perspectives*, 21, 71–90.
- GRANOVETTER, M. (1973): “The strength of weak ties,” *American Journal of Sociology*, 78, 1360–1380.
- (1995): *Getting a job: A study of contacts and careers*, University of Chicago Press, University of Chicago Press.

- LOUCH, H. (2000): “Personal network integration: transitivity and homophily in strong-tie relations,” *Social Networks*, 22, 45 – 64.
- MISHRA, N., R. SCHREIBER, I. STANTON, AND R. TARJAN (2007): “Clustering social networks,” in *Algorithms and Models for the Web-Graph*, ed. by A. Bonato and F. Chung, Berlin, Heidelberg: Springer Berlin Heidelberg, 56–67.
- MIT TECHNOLOGY REVIEW (2017): “First evidence that online dating is changing the nature of society,” Tech. rep., Massachusetts Institute of Technology.
- ORTEGA, J. AND P. HERGOVICH (2017): “The strength of absent ties: Social integration via online dating,” *arXiv preprint 1709.10478*.
- REES, A. (1966): “Information networks in labor markets,” *American Economic Review*, 56, 559–566.
- ROEMER, J. (2009): *Equality of opportunity*, Harvard University Press.
- ROSENFELD, M. AND R. THOMAS (2012): “Searching for a mate: The rise of the Internet as a social intermediary,” *American Sociological Review*, 77, 523–547.
- TOPA, G. (2001): “Social interactions, local spillovers and unemployment,” *Review of Economic Studies*, 68, 261–295.
- WATTS, D. AND S. STROGATZ (1998): “Collective dynamics of “small-world” networks,” *Nature*, 393, 440.