

Reducing DRAM Refresh Overheads with Refresh-Access Parallelism

Kevin K. Chang^{1,2} Donghyuk Lee^{3,2} Zeshan Chishti⁴
 Alaa R. Alameldeen⁴ Chris Wilkerson⁴ Yoongu Kim² Onur Mutlu^{5,2}

¹Facebook ²Carnegie Mellon University ³NVIDIA Research ⁴Intel Labs ⁵ETH Zürich

This article summarizes the idea of “refresh-access parallelism,” which was published in HPCA 2014 [17], and examines the work’s significance and future potential. The overarching objective of our HPCA 2014 paper is to reduce the significant negative performance impact of DRAM refresh with intelligent memory controller mechanisms.

To mitigate the negative performance impact of DRAM refresh, our HPCA 2014 paper proposes two complementary mechanisms, DARP (Dynamic Access Refresh Parallelization) and SARP (Subarray Access Refresh Parallelization). The goal is to address the drawbacks of state-of-the-art per-bank refresh mechanism by building more efficient techniques to parallelize refreshes and accesses within DRAM. First, instead of issuing per-bank refreshes in a round-robin order, as it is done today, DARP issues per-bank refreshes to idle banks in an out-of-order manner. Furthermore, DARP proactively schedules refreshes during intervals when a batch of writes are draining to DRAM. Second, SARP exploits the existence of mostly-independent subarrays within a bank. With minor modifications to DRAM organization, it allows a bank to serve memory accesses to an idle subarray while another subarray is being refreshed. Our extensive evaluations on a wide variety of workloads and systems show that our mechanisms improve system performance (and energy efficiency) compared to three state-of-the-art refresh policies, and their performance benefits increase as DRAM density increases.

1. Introduction

Modern main memory is predominantly built using dynamic random access memory (DRAM) cells. A DRAM cell consists of a capacitor to store one bit of data as electrical charge. The capacitor leaks charge over time, causing stored data to change. As a result, DRAM requires an operation called *refresh* that periodically restores electrical charge in DRAM cells to maintain data integrity.

There are two major ways refresh operations are performed in modern DRAM systems: *all-bank refresh* (or, *rank-level refresh*) and *per-bank refresh*. These methods differ in what levels of the DRAM hierarchy refresh operations tie up. A modern DRAM system is organized as a hierarchy of ranks and banks. Each rank is composed of multiple banks. Different ranks and banks can be accessed independently. Each bank contains a number of rows (e.g., 16-32K in modern chips). Because successively refreshing *all* rows in a DRAM chip would cause very high delay by tying up the entire

DRAM device, modern memory controllers issue a number of refresh commands that are evenly distributed throughout the refresh interval [38, 40, 73, 74, 93]. Each refresh command refreshes a small number of rows.¹ The two common refresh methods of today differ in where in the DRAM hierarchy the rows refreshed by a refresh command reside.

In *all-bank refresh* (REF_{ab}), employed by both commodity DDR and LPDDR DRAM chips, a refresh command operates at the rank level: it refreshes a number of rows in *all* banks of a rank concurrently. This causes every bank within a rank to be unavailable to serve memory requests until the refresh command is complete. Therefore, it degrades performance significantly [4, 17, 74, 88, 93, 96, 115].

An alternative method is to perform refresh operations at the bank level, called *per-bank refresh* (REF_{pb}), which is currently supported in LPDDR DRAM used in mobile platforms [40]. In contrast to REF_{ab} , REF_{pb} enables a bank to be accessed while another bank is being refreshed, alleviating part of the negative performance impact of refresh. Figure 1 shows pictorially how REF_{pb} provides performance benefits over REF_{ab} from parallelization of refreshes and reads. REF_{pb} reduces refresh interference on reads by issuing a refresh to Bank 0 while Bank 1 is serving reads. Subsequently, it refreshes Bank 1 while allowing Bank 0 to serve a read. As a result, REF_{pb} alleviates part of the performance loss due to refreshes by enabling parallelization of refreshes and accesses across banks.

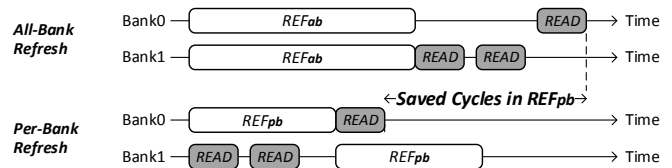


Figure 1: Service timelines of all-bank and per-bank refresh. Adapted from [17].

Unfortunately, there are two shortcomings of per-bank refresh. First, refreshes to different banks are scheduled in a strict round-robin order, as specified by the LPDDR standard [40]. Using this static policy may force a busy bank to be refreshed, delaying the memory requests queued in that

¹The time between two refresh commands is fixed to an amount that is dependent on the DRAM type and temperature. We refer the reader to our prior works [17, 18, 19, 20, 30, 31, 49, 52, 53, 54, 55, 56, 67, 68, 69, 70, 71, 73, 74, 96, 107, 108] for a detailed background on DRAM.

bank, while other idle banks are available to be refreshed. Second, a bank that is refreshing *cannot* concurrently serve memory requests. Hence, requests to a refreshing bank get delayed due to a “refresh–access bank conflict.”

We show that the negative performance impact of DRAM refresh becomes exacerbated as DRAM density increases in the future. Figure 2 shows the average performance degradation of all-bank/per-bank refresh compared to ideal baseline without any refresh.² Although REF_{pb} performs slightly better than REF_{ab} , the performance loss due to refresh is still significant, especially as the density grows (16.6% loss at 32Gb). Therefore, **the goal** this work is to provide practical mechanisms to overcome the aforementioned two shortcomings to mitigate the performance overhead of DRAM refresh.

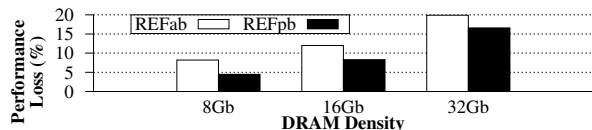


Figure 2: Performance loss due to all-bank refresh (REF_{ab}) and per-bank refresh (REF_{pb}). Reproduced from [17].

2. Parallelizing Refreshes with Memory Accesses

We propose two mechanisms, *Dynamic Access Refresh Parallelization (DARP)* and *Subarray Access Refresh Parallelization (SARP)*, that hide refresh latency by parallelizing refreshes with memory accesses across *banks* and *subarrays*, respectively. In this section, we present a brief overview of these two new mechanisms. We refer the reader to Section 4 of our HPCA 2014 paper [17] for more detail on the algorithm and implementation.

2.1. Dynamic Access Refresh Parallelization (DARP)

DARP is a new refresh scheduling policy that consists of two components. The first component is *out-of-order per-bank refresh*, which enables the memory controller to specify a particular (idle) bank to be refreshed as opposed to the standard per-bank refresh policy that refreshes banks in a strict round-robin order. With out-of-order refresh scheduling, DARP can avoid refreshing (non-idle) banks with pending memory requests, thereby avoiding the refresh latency for those requests. The second component is *write-refresh parallelization* that proactively issues REF_{pb} to a bank while DRAM is draining write batches to other banks, thereby overlapping refresh latency with write request latencies.

2.1.1. DARP: Out-of-order Per-bank Refresh. A major limitation of the current REF_{pb} mechanism is that it disallows a memory controller from specifying which bank to refresh. Instead, a DRAM chip has internal logic that strictly

refreshes banks in a *sequential round-robin order*. Because DRAM lacks visibility into a memory controller’s state (e.g., request queues’ occupancy), simply using an in-order REF_{pb} policy can unnecessarily refresh a bank that has multiple pending requests to be served when other banks may be *free* to serve a refresh command. To address this problem, we propose the first component of DARP, *out-of-order per-bank refresh*. The idea is to remove the bank selection logic from DRAM and make it the memory controller’s responsibility to determine which bank to refresh. As a result, the memory controller can refresh an idle bank to enhance parallelization of refreshes and accesses, avoiding refreshing a bank that has pending requests as much as possible.

Due to REF_{pb} reordering, the memory controller needs to guarantee that deviating from the original in-order refresh schedule still preserves data integrity. To achieve this, we take advantage of the fact that the contemporary DDR JEDEC standard [39] provides some refresh scheduling flexibility. The standard allows up to *eight* all-bank refresh commands to be issued late (postponed) or early (pulled-in). This implies that each bank can tolerate up to eight REF_{pb} commands to be postponed or pulled in. Therefore, the memory controller ensures that reordering REF_{pb} preserves data integrity by limiting the number of postponed or pulled-in commands. Our HPCA 2014 paper [17] describes our new algorithm for out-of-order per-bank refresh in detail.

2.1.2. DARP: Write-refresh Parallelization. The key idea of the second component of DARP is to actively avoid refresh interference on read requests and instead enable more parallelization of refreshes with *write requests*. We make two observations that lead to our idea. First, *write batching* in DRAM [65] creates an opportunity to overlap a refresh operation with a sequence of writes, without interfering with reads. A modern memory controller typically buffers DRAM writes and drains them to DRAM in a batch to amortize the *bus turnaround latency*, also called $tWTR$ or $tRTW$ [39, 56, 65], which is the additional latency incurred from switching between serving writes to reads and vice versa. Typical systems start draining writes when the write buffer occupancy exceeds a certain threshold until the buffer reaches a low watermark. This draining time period is called the *writeback mode*, during which no rank within the draining channel can serve read requests [22, 65, 116]. Second, DRAM writes are usually *not* latency-critical because processors do not stall to wait for them: DRAM writes are due to dirty cache line evictions from the last-level cache [65, 105, 116].

Given that writes are not latency-critical and are drained in a batch for some time interval, they are more flexible to be scheduled with minimal performance impact. We propose the second component of DARP, *write-refresh parallelization*, that attempts to maximize parallelization of refreshes and writes. Write-refresh parallelization selects the bank with the minimum number of pending demand requests (both read and write) and preempts the bank’s writes with a per-bank

²Our detailed methodology is described in Section 5 of our full paper [17].

refresh. As a result, the bank’s refresh operation is hidden by the writes in other banks.

Figure 3 shows the service timeline and benefits of write-refresh parallelization. There are **two scenarios** when the scheduling policy parallelizes refreshes with writes to increase DRAM’s availability to serve read requests. Figure 3a shows the first scenario when the scheduler *postpones* issuing a REF_{pb} command to avoid delaying a read request in Bank 0 and instead serves the refresh in parallel with writes from Bank 1, effectively hiding the refresh latency in the writeback mode. Even though the refresh can potentially delay individual write requests during writeback mode, the delay does not impact performance as long as the length of writeback mode remains the same as in the baseline due to longer prioritized write request streams in other banks. In the second scenario shown in Figure 3b, the scheduler *pulls in* a REF_{pb} command early in Bank 0 to fully hide the refresh latency from the later read request while Bank 1 is draining writes during the writeback mode (note that the read request cannot be scheduled during the writeback mode).

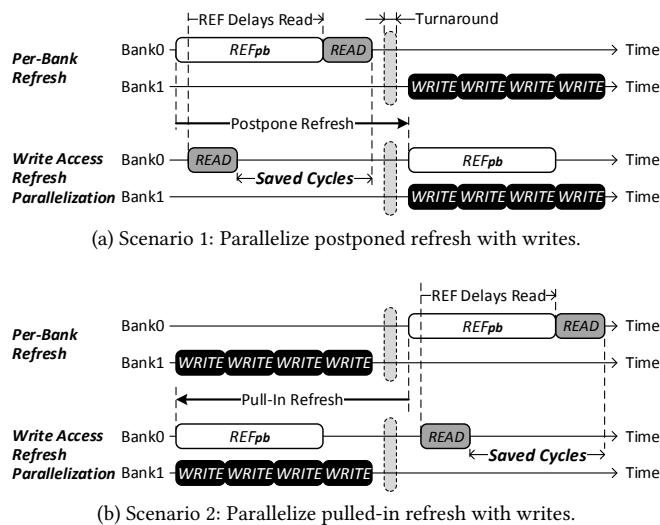


Figure 3: Service timeline of a per-bank refresh operation along with read and write requests using different refresh scheduling policies. Reproduced from [17].

2.2. Subarray Access Refresh Parallelization (SARP)

To tackle the problem of refreshes and accesses colliding within the same bank, we propose *SARP (Subarray Access Refresh Parallelization)*, which exploits the existence of subarrays [56] within a bank. A DRAM bank is sub-divided into multiple *subarrays* [19, 23, 31, 56, 67, 69, 70, 76, 106, 107, 108, 110, 120, 125, 126], as shown in Figure ?? . A subarray consists of a 2-D array of cells organized in rows and columns.³ Each DRAM cell has two components: 1) a *capacitor* that stores one

³Physically, DRAM has 32 to 128 subarrays, which varies depending on the number of rows (typically 16-64K) within a bank. This work divides them into 8 *subarray groups*. We refer to a subarray group as a subarray [56], without loss of generality.

bit of data as electrical charge, and 2) an *access transistor* that connects the capacitor to a wire called *bitline* that is shared by a column of cells. The access transistor is controlled by a wire called *wordline* that is shared by a row of cells. When a wordline is raised to V_{DD} , a row of cells becomes connected to the bitlines, allowing reading or writing data to the connected row of cells. The component that reads (i.e., senses) or writes a bit of data on a bitline is called a *sense amplifier*, shared by an entire column of cells. A row of sense amplifiers is also called a *row buffer*. All subarrays’ row buffers are connected to an I/O buffer [22, 48, 68, 87] that reads and writes data from/to the bank’s I/O bus.

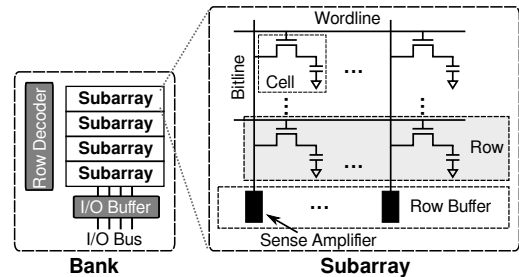


Figure 4: DRAM bank and subarray organization. Reproduced from [17].

The key observation leading to our second mechanism, SARP, is that a refresh operation is constrained to only a few *subarrays* within a bank whereas the other *subarrays* and the *I/O bus* remain idle during the process of refreshing. The reasons for this are two-fold. First, refreshing a row requires only its subarray’s sense amplifiers that restore the charge in the row *without* transferring any data through the I/O bus. Second, each subarray has its own set of *sense amplifiers* that are *not* shared with other subarrays.

Based on this observation, SARP’s key idea is to allow memory accesses to an *idle* subarray while other subarrays are refreshing. Figure 5 shows the service timeline and the performance benefit of our mechanism. As shown, SARP reduces the read latency by performing the read operation to Subarray 1 in parallel with the refresh in Subarray 0. Compared to DARP, SARP provides the following advantages: 1) SARP is applicable to both all-bank and per-bank refresh, 2) SARP enables memory accesses to a refreshing bank, which cannot be achieved with DARP, and 3) SARP also utilizes bank-level parallelism [66, 91] by serving memory requests to multiple banks in parallel while the entire rank is under refresh.

SARP requires modifications to 1) the DRAM architecture, because two distinct wordlines in different subarrays need to be raised simultaneously (to accommodate parallel refresh and access to the two subarrays), which cannot be done in today’s DRAM due to the shared peripheral logic among subarrays; and 2) the memory controller, such that it can keep track of which subarray is under refresh in order to send the appropriate memory request to an idle subarray. Section 4.3 of our HPCA 2014 paper [17] describes these changes in

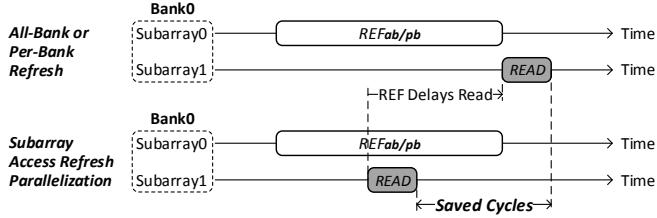


Figure 5: Service timeline of a refresh and a read request to two different subarrays within the same bank. Reproduced from [17].

detail. To evaluate the benefits and die area overhead of SARP, we use 8 subarrays per bank and 8 banks per DRAM chip. Based on this configuration, we calculate the area overhead of SARP using parameters from a Rambus DRAM model at 55nm technology [101], and find it to be 0.71% in a 2Gb DDR3 DRAM chip with a die area of 73.5mm². The power overhead of the additional components is negligible compared to the entire DRAM chip.

3. Evaluation

We briefly summarize our results on an eight-core system. Section 6 of our HPCA 2014 paper provides detailed evaluations on a wide variety of systems and sensitivity studies. We evaluate the performance of our proposed mechanisms on an eight-core system using Ramulator [52, 103], an open-source cycle-level DRAM simulator, driven by CPU traces generated from Pin [77]. We use benchmarks from SPEC CPU2006 [113], STREAM [83], TPC [118], and a microbenchmark with random-access behavior similar to HPC RandomAccess [34]. Table 1 summarizes the configuration of our evaluated system.

Processor	8 cores, 4GHz, 3-wide issue, 8 MSHRs/core, 128-entry instruction window
Last-level Cache	64B cache-line, 16-way associative, 512KB private cache-slice per core
Memory Controller	64/64-entry read/write request queue, FR-FCFS [102], writes are scheduled in batches [22, 65, 116] with low watermark = 32, closed-row policy [22, 54, 55, 102]
DRAM	DDR3-1333 [86], 2 channels, 2 ranks per channel, 8 banks/rank, 8 subarrays/bank, 64K rows/bank, 8KB rows
Refresh Settings	$tRFC_{ab} = 350/530/890$ ns for 8/16/32Gb DRAM chips, $tREF_{ab} = 3.9\mu$ s, $tRFC_{ab}$ -to- $tRFC_{pb}$ ratio = 2.3

Table 1: Evaluated system configuration. Adapted from [17].

Figure 6 shows the average system performance (left) and energy per DRAM access (right) of our final mechanism, DSARP, the combination of DARP and SARP, compared to two baseline refresh schemes and an ideal scheme without any refreshes. We measure system performance with the commonly-used *weighted speedup* (WS) [26, 109] metric. The percentage numbers on top of the bars are the performance improvement of DSARP over REF_{ab} .

We make two observations. First, DSARP consistently improves system performance and energy efficiency over prior refresh schemes, capturing most of the benefit of the ideal sys-

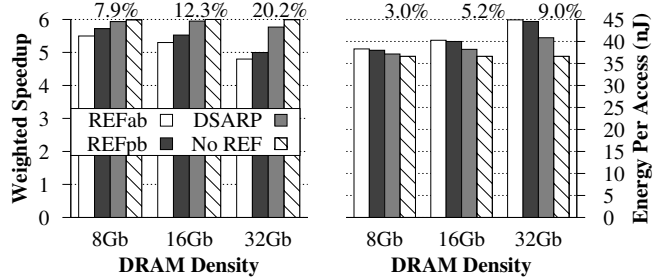


Figure 6: Average system performance and energy consumption due to different refresh mechanisms.

tem with no refresh. Second, as DRAM density (i.e., refresh latency) increases, the performance benefit of DSARP gets larger. We conclude that DSARP is an effective mechanism to alleviate the negative performance impact of DRAM refresh.

3.1. Comparison to DDR4 Fine Granularity Refresh

DDR4 DRAM supports a new refresh mode called *fine granularity refresh* (FGR) in an attempt to mitigate the increasing refresh latency ($tRFC_{ab}$) [39]. FGR trades off shorter $tRFC_{ab}$ with a faster refresh rate ($1/tREF_{ab}$) that increases by either 2x or 4x. Figure 7 shows the effect of FGR in comparison to REF_{ab} , *adaptive refresh policy* (AR) [88], and DSARP. 2x and 4x FGR actually *reduce* average system performance by 3.9%/4.0%/4.3% and 8.1%/13.7%/15.1% compared to REF_{ab} with 8/16/32Gb densities, respectively. As the refresh rate increases by 2x/4x (higher refresh penalty), $tRFC_{ab}$ does *not* scale down with the same constant factors. Instead, $tRFC_{ab}$ reduces by 1.35x/1.63x with 2x/4x higher rate [39], thus increasing the worst-case refresh latency by 1.48x/2.45x. This performance degradation due to FGR has also been observed in Mukundan et al. [88]. AR [88] dynamically switches between 1x (i.e., REF_{ab}) and 4x refresh modes to mitigate the downsides of FGR. AR performs slightly worse than REF_{ab} (within 1%) for all densities. Because using 4x FGR greatly degrades performance, AR can only mitigate the large loss from the 4x mode and cannot improve performance over REF_{ab} . On the other hand, DSARP is a more effective mechanism to tolerate the long refresh latency than both FGR and AR as it overlaps refresh latency with access latency without increasing the refresh rate.

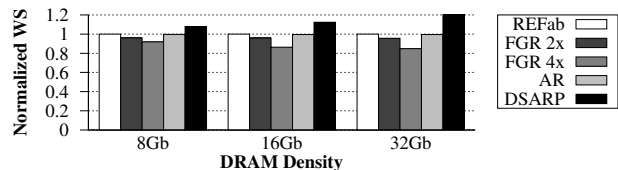


Figure 7: Performance comparisons to FGR and AR [88]. Reproduced from [17].

We conclude that DSARP is an effective mechanism that can effectively tolerate and hide longer refresh latencies, which are expected in future DRAM devices as DRAM technology scales to even smaller feature sizes.

4. Related Work

To our knowledge, this is the first work to comprehensively study the effect of per-bank refresh and propose 1) a refresh scheduling policy built on top of per-bank refresh and 2) a mechanism that achieves parallelization of refresh operations and memory accesses *within* a refreshing bank. We discuss prior works that mitigate the negative effects of DRAM refresh and compare them to our mechanisms.

Retention-Aware Refresh. Various works (e.g., [1, 3, 4, 5, 27, 50, 72, 74, 94, 95, 96, 98, 119]) propose mechanisms to reduce unnecessary refresh operations by taking advantage of the fact that different DRAM cells have widely different retention times [51, 73, 96]. These works assume that the retention time of DRAM cells can be *accurately* profiled and they depend on having this accurate profile to guarantee data integrity [73]. However, as shown in Liu et al. [73] and later analyzed in detail by several other works [44, 45, 46, 47, 96, 98], accurately determining the retention time profile of DRAM is an outstanding research problem due to the Variable Retention Time (VRT) and Data Pattern Dependence (DPD) phenomena, which can cause the retention time of a cell to fluctuate over time. As such, retention-aware refresh techniques need to overcome the profiling challenges to be viable. A recent work, AVATAR [98], proposes a retention-aware refresh mechanism that addresses VRT by using ECC chips, which introduces extra cost. In contrast, our refresh mitigation techniques enable parallelization of refreshes and accesses *without* relying on cell data retention profiles or ECC, thus providing high reliability at low cost.

Refresh Scheduling. Stuecheli et al. [115] propose elastic refresh that postpones refreshes by a time delay that varies based on the number of postponed refreshes and the predicted rank idle time to avoid interfering with demand requests. Elastic refresh has two shortcomings. First, it becomes less effective when the average rank idle period is shorter than $tRFC_{ab}$ as the refresh latency cannot be fully hidden in that period. This occurs especially with 1) more memory-intensive workloads that inherently have less idleness and 2) higher density DRAM chips that have higher $tRFC_{ab}$. Second, elastic refresh incurs more refresh latency when it *incorrectly* predicts a time period as idle when the time period actually has pending requests. In contrast, our mechanisms parallelize refresh operations with accesses even if there is no idle period and therefore outperform elastic refresh.

Ishii et al. [37] propose a write scheduling policy that prioritizes write draining over read requests in a rank while another rank is refreshing (even if the write queue has not reached the threshold to trigger write mode). This technique is *only* applicable in multi-ranked memory systems. Our mechanisms are *also* applicable to single-ranked memory systems by enabling parallelization of refreshes and accesses at the bank and subarray levels, and they can be combined with Ishii et al. [37].

Mukundan et al. [88] propose scheduling techniques (in addition to adaptive refresh discussed in Section 3.1) to address the problem of *command queue seizure*, whereby a command queue gets filled up with commands to a refreshing rank, blocking commands to *another* non-refreshing rank. In our work, we use a different memory controller design that does not have command queues, similarly to prior work [32]. Our controller generates a command for a scheduled request *right before* the request is sent to DRAM instead of pre-generating the commands and queuing them up. Thus, our baseline design does not suffer from the problem of command queue seizure.

Subarray-Level Parallelism (SALP). Kim et al. [56] propose SALP to reduce bank serialization latency by enabling *multiple accesses* to different subarrays within a bank to proceed in a pipelined manner. In contrast to SALP, our mechanism (SARP) parallelizes *refreshes and accesses* to different subarrays within the same bank. Therefore, SARP exploits the existence of subarrays for a different purpose and in a different way from SALP. We reduce the sharing of the peripheral circuits for refreshes and accesses, not for arbitrary accesses. As such, our implementation is not only different, but also less intrusive than SALP: SARP does not require new DRAM commands and timing constraints. We note that several other works exploit the existence of subarrays for various performance and energy improvement purposes [19, 67, 69, 70, 106, 107, 108]. We refer the reader to the SALP paper in this very same issue for a detailed treatment of SALP [57].

DRAM Refresh Architecture. Several other works propose different refresh architectures. Nair et al. [93] propose Refresh Pausing, which pauses a refresh operation to serve pending memory requests when the refresh causes conflicts with the requests. Although our work already significantly reduces conflicts between refreshes and memory requests by enabling parallelization, it can be combined with Refresh Pausing to address rare conflicts. Tavva et al. [117] propose EFG, which exposes non-refreshing banks during an all-bank refresh operation so that a few accesses can be scheduled to those non-refresh banks during the refresh operation. However, such a mechanism does not provide additional performance and energy benefits over per-bank refresh, which we use to build our mechanism in this dissertation. Isen and John [36] propose ESKIMO, which modifies the ISA to enable memory allocation libraries to skip refreshes on memory regions that do not affect programs' execution. ESKIMO is orthogonal to our mechanism, and its modification has high system-level complexity by requiring system software libraries to make refresh decisions. Other techniques (e.g., heterogeneous-reliability memory [81] or Flicker [75]) can eliminate or reduce refreshes in parts of memory. Our techniques are complementary to such refresh elimination/reduction techniques.

eDRAM Concurrent Refresh. Kirihata et al. [58] propose a mechanism to enable a bank to refresh independently while another bank is being accessed in embedded DRAM (eDRAM). Our work differs from [58] in two major ways. First, unlike SARP, [58] parallelizes refreshes only across banks, not *within* each bank. Second, there are significant differences between DRAM and eDRAM architectures, which make it non-trivial to apply [58]’s mechanism directly to DRAM. In particular, eDRAMs have no standardized timing/power integrity constraints and access protocol, making it simpler for each bank to independently manage its refresh schedule. In contrast, refreshes in DRAM need to be managed by the memory controller to ensure that parallelizing refreshes with accesses does not violate other constraints. Other works (e.g., [2, 25]) exploit the fact that eDRAM is used as a cache to avoid refresh operations.

5. Significance

In this section, we describe three trends in the current and future DRAM subsystem that will likely make our proposed solutions more important and attractive in the future, and examine the work’s impact on future research.

5.1. Long-Term Impact

Worsening Retention Time. As the DRAM cell feature size continues to scale, the cells’ retention time will likely become shorter, exacerbating the refresh penalty [43, 89, 90]. When the surface area of cells gets smaller with further scaling, the depth/height of the cell needs to increase to maintain the same amount of capacitance that can be stored in a cell. In other words, the *aspect ratio* (the ratio of a cell’s depth to its diameter) needs to be increased to maintain the capacitance. However, many works have shown that fabricating high aspect ratio cells is becoming more difficult due to processing technology [33, 43, 82]. Therefore, the cells’ capacitance (and, thus, their retention time) may potentially decrease with further scaling, increasing the refresh frequency. Using DSARP is a cost-effective way to alleviate the increasing negative impact of refresh as our results show [17]. Note that errors have started appearing in DRAM chips due to aggressive technology scaling [53, 85, 89, 104, 111, 112]. The RowHammer problem is a prime example of DRAM errors that have been slipping into the field [53, 89], and one solution for it is to increase the refresh rate [53, 89]. Such solutions to technology scaling issues clearly exacerbate the refresh problem. Therefore, DSARP can alleviate the performance impact under these conditions.

New DRAM Standards with Flexible Per-Bank Refresh. According to newer DRAM standards, the industry is already in the process of implementing a similar concept of enabling the memory controller to determine which bank to refresh. In particular, the two standards are: 1) HBM [41, 71] (October 2013, after the submission of our HPCA 2014 paper [17]) and 2) LPDDR4 [42] (August 2014). Both standards

have incorporated a new refresh mode that allows per-bank refresh commands to be issued in *any* order by the memory controllers. Neither standard specifies a preferred order which the memory controller needs to follow for issuing refresh commands.

Our work has done extensive evaluations to show that our proposed per-bank refresh scheduling policy, *DARP*, outperforms a naive round-robin policy by opportunistically refreshing idle banks. As a result, our policy can be potentially adopted in the future processors that use HBM or LPDDR4 DRAM.

Increasing Number of Subarrays. As DRAM density keeps increasing, more rows of cells are added within each DRAM bank. To avoid the disadvantage of increasing sensing latency due to longer bitlines in subarrays [18, 70], more subarrays will likely be added within a single bank instead of increasing the size of each subarray. Our proposed refreshing scheme at the subarray level, *SARP*, becomes more effective at mitigating refresh as the number of subarrays increases because the probability of a refresh and a demand request colliding at the subarray level decreases with more subarrays.

5.2. Potential Research Impact

Impact on Recent Research Work. To our knowledge, this is the first work to comprehensively study and extend the concept of *per-bank refresh* to DDRx DRAM chips. Several works [5, 28, 117] use our per-bank refresh mechanism as a baseline for comparison. Kotra et al. [60] propose a new refresh mechanism to further enhance our per-bank refresh mechanism. Kong et al. [59] extend our per-bank refresh idea to eDRAM.

Future Research Directions. This work will likely create new research opportunities for studying refresh scheduling policies at different dimensions (i.e., bank and subarray level) to mitigate worsening refresh overheads. Among many potential opportunities, one potential way to further reduce the refresh latency (i.e., $tRFC_{ab/pt}$) is to trade off higher refresh rate (i.e., $tREFI$), which is currently supported as *fine granularity refresh* in DDR4 DRAM for all-bank refresh. In this work, we assume a fixed refresh rate for per-bank refresh as it is specified in the standard. Therefore, a new research question that our work raises is *how can one combine per-bank refresh with fine granularity refresh and design a new scheduling policy for that?* We think that *DARP* can inspire new scheduling policies to improve the performance of existing DRAM designs.

Applicability to Other Memory Technologies. Refresh is used in NAND flash memory to improve lifetime [12, 13, 14, 78], and can be used as a general solution to several other NAND flash reliability problems that are characterized and discussed in various recent works [6, 7, 8, 9, 10, 11, 15, 16, 79, 80]. We believe the idea of DSARP and refresh scheduling can also be applied to refresh mechanisms in flash memory, and this can be especially beneficial toward the end of the

lifetime of flash memory when the device is refreshed more frequently [7, 8, 9, 13]. We refer the reader to our recent works to understand the mechanisms for refresh in modern flash memories [7, 8, 9].

We believe the principles of DSARP are also applicable to emerging memory technologies [84], e.g., phase-change memory (PCM) [62, 63, 64, 99, 100, 122, 123, 124], STT-MRAM [21, 29, 61, 92], or RRAM/memristors [24, 114, 121]. For example, PCM suffers from *resistance drift* [35, 97, 122], where the resistance used to represent the value becomes higher over time (and eventually can introduce a bit error). To mitigate resistance drift, PCM can use refresh-like operations to rewrite the original data value, and as the density of PCM grows, more such operations are required. We leave a detailed exploration of how DSARP can be used for emerging memory technologies to future works.

6. Conclusion

We introduced two new complementary techniques, DARP (Dynamic Access Refresh Parallelization) and SARP (Subarray Access Refresh Parallelization), to mitigate the DRAM refresh penalty by enhancing *refresh-access parallelization* at the bank and subarray levels, respectively. DARP 1) issues per-bank refreshes to idle banks in an out-of-order manner instead of issuing refreshes in a strict round-robin order, 2) proactively schedules per-bank refreshes during intervals when a batch of writes are draining to DRAM. SARP enables a bank to serve requests from idle subarrays in parallel with other subarrays that are being refreshed. Our extensive evaluations on a wide variety of systems and workloads show that these mechanisms significantly improve system performance and outperform state-of-the-art refresh policies, approaching the performance of ideally eliminating all refreshes. We conclude that DARP and SARP are effective at hiding the refresh latency penalty in modern and near-future DRAM systems, and that their benefits increase as DRAM density increases.

We believe these techniques are also applicable to other memory technologies, such as NAND flash memory and phase change memory. We hope our work inspires future research to develop even more effective refresh latency tolerance techniques.

Acknowledgments

We thank Saugata Ghose for his dedicated effort in the preparation of this article. We thank the anonymous reviewers and Jamie Liu for helpful feedback and the members of the SAFARI research group for feedback and the stimulating environment they provide. We acknowledge the support of IBM, Intel, and Samsung. This research was supported in part by the Intel Science and Technology Center on Cloud Computing, the Semiconductor Research Corporation, and an NSF CAREER Award (grant 0953246).

References

- [1] A. Agrawal *et al.*, "Mosaic: Exploiting the spatial locality of process variation to reduce refresh energy in on-chip eDRAM modules," in *HPCA*, 2014.

- [2] A. Agrawal *et al.*, "Refrint: Intelligent Refresh to Minimize Power in On-Chip Multiprocessor Cache Hierarchies," in *HPCA*, 2013.
- [3] A. Agrawal *et al.*, "CLARA: Circular Linked-List Auto and Self Refresh Architecture," in *MEMSYS*, 2016.
- [4] S. Baek *et al.*, "Refresh Now and Then," *IEEE TC*, vol. 63, no. 12, pp. 3114–3126, 2014.
- [5] I. Bhati *et al.*, "Flexible Auto-refresh: Enabling Scalable and Energy-efficient DRAM Refresh Reductions," in *ISCA*, 2015.
- [6] Y. Cai *et al.*, "Read Disturb Errors in MLC NAND Flash Memory: Characterization and Mitigation," in *DSN*, 2015.
- [7] Y. Cai *et al.*, "Error Characterization, Mitigation, and Recovery in Flash-Memory-Based Solid-State Drives," *Proceedings of the IEEE*, 2017.
- [8] Y. Cai *et al.*, "Error Characterization, Mitigation, and Recovery in Flash Memory Based Solid-State Drives," arXiv:1706.08642 [cs.AR], 2017.
- [9] Y. Cai *et al.*, "Errors in Flash-Memory-Based Solid-State Drives: Analysis, Mitigation, and Recovery," arXiv:1711.11427 [cs.AR], 2017.
- [10] Y. Cai *et al.*, "Vulnerabilities in MLC NAND Flash Memory Programming: Experimental Analysis, Exploits, and Mitigation Techniques," in *HPCA*, 2017.
- [11] Y. Cai *et al.*, "Error Patterns in MLC NAND Flash Memory: Measurement, Characterization, and Analysis," in *DATE*, 2012.
- [12] Y. Cai *et al.*, "Data Retention in MLC NAND Flash Memory: Characterization, Optimization, and Recovery," in *HPCA*, 2015.
- [13] Y. Cai *et al.*, "Flash Correct-and-Refresh: Retention-Aware Error Management for Increased Flash Memory Lifetime," in *JCCD*, 2012.
- [14] Y. Cai *et al.*, "Error Analysis and Retention-Aware Error Management for NAND Flash Memory," in *ITJ*, 2013.
- [15] Y. Cai *et al.*, "Neighbor Cell Assisted Error Correction in MLC NAND Flash Memories," in *SIGMETRICS*, 2014.
- [16] Y. Cai *et al.*, "Threshold Voltage Distribution in MLC NAND Flash Memory: Characterization, Analysis, and Modeling," in *DATE*, 2013.
- [17] K. K. Chang *et al.*, "Improving DRAM Performance by Parallelizing Refreshes with Accesses," in *HPCA*, 2014.
- [18] K. K. Chang *et al.*, "Understanding Latency Variation in Modern DRAM Chips: Experimental Characterization, Analysis, and Optimization," in *SIGMETRICS*, 2016.
- [19] K. K. Chang *et al.*, "Low-Cost Inter-Linked Subarrays (LISA): Enabling Fast Inter-Subarray Data Movement in DRAM," in *HPCA*, 2016.
- [20] K. K. Chang *et al.*, "Understanding Reduced-Voltage Operation in Modern DRAM Devices: Experimental Characterization, Analysis, and Mechanisms," in *SIGMETRICS*, 2017.
- [21] M. T. Chang *et al.*, "Technology Comparison for Large Last-Level Caches (L3Cs): Low-Leakage SRAM, Low Write-Energy STT-RAM, and Refresh-Optimized eDRAM," in *HPCA*, 2013.
- [22] N. Chatterjee *et al.*, "Staged reads: Mitigating the impact of DRAM writes on DRAM reads," in *HPCA*, 2012.
- [23] J. Choi *et al.*, "Multiple Clone Row DRAM: A Low Latency and Area Optimized DRAM," in *ISCA*, 2015.
- [24] L. Chua, "Memristor – The Missing Circuit Element," *TCT*, 1971.
- [25] P. G. Emma *et al.*, "Rethinking Refresh: Increasing Availability and Reducing Power in DRAM for Cache Applications," *IEEE Micro*, vol. 28, no. 6, pp. 47–56, 2008.
- [26] S. Eyerhan and L. Eeckhout, "System-Level Performance Metrics for Multiprogram Workloads," *IEEE Micro*, 2008.
- [27] Y. H. Gong and S. W. Chung, "Exploiting Refresh Effect of DRAM Read Operations: A Practical Approach to Low-Power Refresh," *IEEE TC*, vol. 65, no. 5, pp. 1507–1517, 2016.
- [28] M. Guan and L. Wang, "Temperature aware refresh for DRAM performance improvement in 3D ICs," in *ISQED*, 2015.
- [29] X. Guo *et al.*, "Resistive Computation: Avoiding the Power Wall with Low-Leakage, STT-MRAM Based Computing," in *ISCA*, 2010.
- [30] H. Hassan *et al.*, "SoftMC: A Flexible and Practical Open-Source Infrastructure for Enabling Experimental DRAM Studies," in *HPCA*, 2017.
- [31] H. Hassan *et al.*, "ChargeCache: Reducing DRAM Latency by Exploiting Row Access Locality," in *HPCA*, 2016.
- [32] E. Herrero *et al.*, "Thread row buffers: Improving memory performance isolation and throughput in multiprogrammed environments," *IEEE TC*, vol. 62, no. 9, pp. 1879–1892, 2013.
- [33] S. Hong, "Memory technology trend and future challenges," in *IEDM*, 2010.
- [34] HPC Challenge, "RandomAccess," <http://icl.cs.utk.edu/hpcc>.
- [35] D. Ielmini *et al.*, "Recovery and Drift Dynamics of Resistance and Threshold Voltages in Phase-Change Memories," *TED*, 2007.
- [36] C. Isen and L. John, "ESKIMO - energy savings using semantic knowledge of inconsequential memory occupancy for DRAM subsystem," in *MICRO*, 2009.
- [37] Y. Ishii *et al.*, "High performance memory access scheduling using compute-phase prediction and writeback-refresh overlap," in *JLLP Memory Scheduling Championship*, 2012.
- [38] JEDEC, "DDR3 SDRAM Standard," 2010.
- [39] JEDEC, "DDR4 SDRAM Standard," 2012.
- [40] JEDEC, "Low Power Double Data Rate 3 (LPDDR3)," 2012.

- [41] JEDEC, "High Bandwidth Memory (HBM) DRAM," 2013.
- [42] JEDEC, "Low Power Double Data Rate 4 (LPDDR4)," 2014.
- [43] U. Kang *et al.*, "Co-Architecting Controllers and DRAM to Enhance DRAM Process Scaling," in *The Memory Forum*, 2014.
- [44] S. Khan *et al.*, "Detecting and Mitigating Data-Dependent DRAM Failures by Exploiting Current Memory Content," in *MICRO*, 2017.
- [45] S. Khan *et al.*, "A Case for Memory Content-Based Detection and Mitigation of Data-Dependent Failures in DRAM," *CAL*, 2016.
- [46] S. Khan *et al.*, "PARBOR: An Efficient System-Level Technique to Detect Data Dependent Failures in DRAM," in *DSN*, 2016.
- [47] S. Khan *et al.*, "The Efficacy of Error Mitigation Techniques for DRAM Retention Failures: A Comparative Experimental Study," in *SIGMETRICS*, 2014.
- [48] R. Kho *et al.*, "75nm 7Gb/s/pin 1Gb GDDR5 graphics memory device with bandwidth-improvement techniques," in *ISSCC*, 2011.
- [49] J. S. Kim *et al.*, "The DRAM Latency PUF: Quickly Evaluating Physical Unclonable Functions by Exploiting the Latency-Reliability Tradeoff in Modern DRAM Devices," in *HPCA*, 2018.
- [50] J. Kim and M. C. Papaefthymiou, "Block-based multi-period refresh for energy efficient dynamic memory," in *ASIC*, 2001.
- [51] K. Kim and J. Lee, "A New Investigation of Data Retention Time in Truly Nanoscaled DRAMs," *EDL*, vol. 30, no. 8, pp. 846–848, 2009.
- [52] Y. Kim *et al.*, "Ramulator: A Fast and Extensible DRAM Simulator," *CAL*, 2015.
- [53] Y. Kim *et al.*, "Flipping Bits in Memory Without Accessing Them: An Experimental Study of DRAM Disturbance Errors," in *ISCA*, 2014.
- [54] Y. Kim *et al.*, "ATLAS: A Scalable and High-Performance Scheduling Algorithm for Multiple Memory Controllers," in *HPCA*, 2010.
- [55] Y. Kim *et al.*, "Thread Cluster Memory Scheduling: Exploiting Differences in Memory Access Behavior," in *MICRO*, 2010.
- [56] Y. Kim *et al.*, "A Case for Exploiting Subarray-Level Parallelism (SALP) in DRAM," in *ISCA*, 2012.
- [57] Y. Kim *et al.*, "Exploiting the DRAM Microarchitecture to Increase Memory-Level Parallelism," *IPSI Transactions on Advanced Research (TAR)*, 2018.
- [58] T. Kirihaata *et al.*, "An 800-MHz embedded DRAM with a concurrent refresh mode," *IEEE JSSC*, pp. 1377–1387, 2005.
- [59] J. Kong *et al.*, "Towards Refresh-optimized EDRAM-based Caches with a Selective Fine-grain Round-robin Refresh Scheme," *Microprocess. Microsyst.*, vol. 49, no. C, pp. 95–104, 2017.
- [60] J. B. Kotra *et al.*, "Hardware-Software Co-design to Mitigate DRAM Refresh Overheads: A Case for Refresh-Aware Process Scheduling," in *ASPLOS*, 2017.
- [61] E. Kultursay *et al.*, "Evaluating STT-RAM as an energy-efficient main memory alternative," in *ISPASS*, 2013.
- [62] B. C. Lee *et al.*, "Architecting Phase Change Memory as a Scalable DRAM Alternative," in *ISCA*, 2009.
- [63] B. C. Lee *et al.*, "Phase Change Memory Architecture and the Quest for Scalability," *CACM*, vol. 53, no. 7, pp. 99–106, 2010.
- [64] B. C. Lee *et al.*, "Phase-Change Technology and the Future of Main Memory," *IEEE Micro*, vol. 30, no. 1, pp. 143–143, 2010.
- [65] C. J. Lee *et al.*, "DRAM-Aware Last-Level Cache Writeback: Reducing Write-Caused Interference in Memory Systems," Univ. of Texas at Austin, High Performance Systems Group, Tech. Rep. TR-HPS-2010-002, 2010.
- [66] C. J. Lee *et al.*, "Improving Memory Bank-Level Parallelism in the Presence of Prefetching," in *MICRO*, 2009.
- [67] D. Lee *et al.*, "Design-Induced Latency Variation in Modern DRAM Chips: Characterization, Analysis, and Latency Reduction Mechanisms," in *SIGMETRICS*, 2017.
- [68] D. Lee *et al.*, "Decoupled Direct Memory Access: Isolating CPU and IO Traffic by Leveraging a Dual-Data-Port DRAM," in *PACT*, 2015.
- [69] D. Lee *et al.*, "Adaptive-Latency DRAM: Optimizing DRAM Timing for the Common-Case," in *HPCA*, 2015.
- [70] D. Lee *et al.*, "Tiered-Latency DRAM: A Low-Latency and Low Cost DRAM Architecture," in *HPCA*, 2013.
- [71] D. Lee *et al.*, "Simultaneous Multi Layer Access: A High Bandwidth and Low Cost 3D-Stacked Memory Interface," *TACO*, 2016.
- [72] C. H. Lin *et al.*, "SECRET: Selective Error Correction for Refresh Energy Reduction in DRAMs," in *ICCD*, 2012.
- [73] J. Liu *et al.*, "An Experimental Study of Data Retention Behavior in Modern DRAM Devices: Implications for Retention Time Profiling Mechanisms," in *ISCA*, 2013.
- [74] J. Liu *et al.*, "RAIDR: Retention-Aware Intelligent DRAM Refresh," in *ISCA*, 2012.
- [75] S. Liu *et al.*, "Flikker: Saving dram refresh-power through critical data partitioning," in *ASPLOS*, 2011.
- [76] S.-L. Lu *et al.*, "Improving DRAM Latency with Dynamic Asymmetric Subarray," in *MICRO*, 2015.
- [77] C.-K. Luk *et al.*, "Pin: Building Customized Program Analysis Tools with Dynamic Instrumentation," in *PLDI*, 2005.
- [78] Y. Luo *et al.*, "WARM: Improving NAND flash memory lifetime with write-hotness aware retention management," in *MSSST*, 2015.
- [79] Y. Luo *et al.*, "Enabling Accurate and Practical Online Flash Channel Modeling for Modern MLC NAND Flash Memory," *JSAC*, 2016.
- [80] Y. Luo *et al.*, "HeatWatch: Improving 3D NAND Flash Memory Device Reliability by Exploiting Self-Recovery and Temperature Awareness," in *HPCA*, 2018.
- [81] Y. Luo *et al.*, "Characterizing Application Memory Error Vulnerability to Optimize Datacenter Cost via Heterogeneous-Reliability Memory," in *DSN*, 2014.
- [82] J. A. Mandelman *et al.*, "Challenges and Future Directions for the Scaling of Dynamic Random-access Memory (DRAM)," *IBM JRD*, vol. 46, no. 2-3, pp. 187–212, 2002.
- [83] J. D. McCalpin, "STREAM Benchmark," <http://www.cs.virginia.edu/stream/>.
- [84] J. Meza *et al.*, "A Case for Efficient Hardware/Software Cooperative Management of Storage and Memory," in *WEED*, 2013.
- [85] J. Meza *et al.*, "Revisiting Memory Errors in Large-Scale Production Data Centers: Analysis and Modeling of New Trends from the Field," in *DSN*, 2015.
- [86] Micron Technology, "8Gb: x4, x8 1.5V TwinDie DDR3 SDRAM," 2011.
- [87] Y. Moon *et al.*, "1.2V 1.6Gb/s 56nm 6F 2 4Gb DDR3 SDRAM with hybrid-I/O sense amplifier and segmented sub-array architecture," in *ISSCC*, 2009.
- [88] J. Mukundan *et al.*, "Understanding and mitigating refresh overheads in high-density DDR4 DRAM systems," in *ISCA*, 2013.
- [89] O. Mutlu, "The RowHammer problem and other issues we may face as memory becomes denser," in *DATE*, 2017.
- [90] O. Mutlu, "Memory Scaling: A Systems Architecture Perspective," *IMW*, 2013.
- [91] O. Mutlu and T. Moscibroda, "Parallelism-Aware Batch Scheduling: Enhancing Both Performance and Fairness of Shared DRAM Systems," in *ISCA*, 2008.
- [92] H. Naeimi *et al.*, "STT-RAM Scaling and Retention Failure," *Intel Technology Journal*, 2013.
- [93] P. Nair *et al.*, "A case for refresh pausing in DRAM memory systems," in *HPCA*, 2013.
- [94] P. J. Nair *et al.*, "ArchShield: Architectural Framework for Assisting DRAM Scaling by Tolerating High Error Rates," in *ISCA*, 2013.
- [95] T. Ohsawa *et al.*, "Optimizing the DRAM Refresh Count for Merged DRAM/Logic LSIs," in *ISLPED*, 1998.
- [96] M. Patel *et al.*, "The Reach Profiler (REAPER): Enabling the Mitigation of DRAM Retention Failures via Profiling at Aggressive Conditions," in *ISCA*, 2017.
- [97] A. Pirovano *et al.*, "Low-Field Amorphous State Resistance and Threshold Voltage Drift in Chalcogenide Materials," *TED*, 2004.
- [98] M. K. Qureshi *et al.*, "AVATAR: A Variable-Retention-Time (VRT) Aware Refresh for DRAM Systems," in *DSN*, 2015.
- [99] M. K. Qureshi *et al.*, "Enhancing Lifetime and Security of PCM-based Main Memory with Start-gap Wear Leveling," in *MICRO*, 2009.
- [100] M. K. Qureshi *et al.*, "Scalable High Performance Main Memory System Using Phase-change Memory Technology," in *ISCA*, 2009.
- [101] Rambus, "DRAM Power Model," 2010.
- [102] S. Rixner *et al.*, "Memory Access Scheduling," in *ISCA*, 2000.
- [103] SAFARI Research Group, "Ramulator – GitHub Repository," <https://github.com/CMU-SAFARI/ramulator>.
- [104] B. Schroeder *et al.*, "DRAM Errors in the Wild: A Large-Scale Field Study," in *SIGMETRICS*, 2009.
- [105] V. Seshadri *et al.*, "The Dirty-Block Index," in *ISCA*, 2014.
- [106] V. Seshadri *et al.*, "Fast Bulk Bitwise AND and OR in DRAM," *CAL*, 2015.
- [107] V. Seshadri *et al.*, "RowClone: Fast and Energy-Efficient In-DRAM Bulk Data Copy and Initialization," in *MICRO*, 2013.
- [108] V. Seshadri *et al.*, "Ambit: In-Memory Accelerator for Bulk Bitwise Operations Using Commodity DRAM Technology," in *MICRO*, 2017.
- [109] A. Snavely and D. Tullsen, "Symbiotic Jobscheduling for a Simultaneous Multi-threading Processor," in *ASPLOS*, 2000.
- [110] Y. H. Son *et al.*, "Reducing Memory Access Latency with Asymmetric DRAM Bank Organizations," in *ISCA*, 2013.
- [111] V. Sridharan *et al.*, "Memory Errors in Modern Systems: The Good, The Bad, and The Ugly," in *ASPLOS*, 2015.
- [112] V. Sridharan and D. Liberty, "A Study of DRAM Failures in the Field," in *SC*, 2012.
- [113] Standard Performance Evaluation Corp., "SPEC CPU2006 Benchmarks," <http://www.spec.org/cpu2006>.
- [114] D. B. Strukov *et al.*, "The Missing Memristor Found," *Nature*, 2008.
- [115] J. Stuecheli *et al.*, "Elastic refresh: Techniques to mitigate refresh penalties in high density memory," in *MICRO*, 2010.
- [116] J. Stuecheli *et al.*, "The virtual write queue: Coordinating DRAM and last-level cache policies," in *ISCA*, 2010.
- [117] V. K. Tavva *et al.*, "EFG: An Enhanced Fine Granularity Refresh Feature for High-Performance DDR4 DRAM Devices," *TACO*, vol. 11, no. 3, 2014.
- [118] Transaction Performance Processing Council, "TPC Benchmarks," <http://www.tpc.org/>.
- [119] R. Venkatesan *et al.*, "Retention-Aware Placement in DRAM (RAPID): Software Methods for Quasi-Non-Volatile DRAM," in *HPCA*, 2006.
- [120] T. Vogelsang, "Understanding the Energy Consumption of Dynamic Random Access Memories," in *MICRO*, 2010.
- [121] H.-S. P. Wong *et al.*, "Metal-Oxide RRAM," *Proc. IEEE*, 2012.
- [122] H.-S. P. Wong *et al.*, "Phase Change Memory," *Proc. IEEE*, 2010.
- [123] H. Yoon *et al.*, "Row Buffer Locality Aware Caching Policies for Hybrid Memories," in *ICCD*, 2012.
- [124] H. Yoon *et al.*, "Efficient Data Mapping and Buffering Techniques for Multilevel Cell Phase-Change Memories," *TACO*, vol. 11, no. 4, pp. 40:1–40:25, 2014.
- [125] J. Yue and Y. Zhu, "Exploiting Subarrays Inside a Bank to Improve Phase Change Memory Performance," in *DATE*, 2013.

[126] T. Zhang *et al.*, "CREAM: A Concurrent-Refresh-Aware DRAM Memory Architecture," in *HPCA*, 2014.