

# Unsupervised Learning using Pretrained CNN and Associative Memory Bank

Qun Liu

Department of Computer Science  
Louisiana State University  
Baton Rouge, Louisiana  
qliu14@lsu.edu

Supratik Mukhopadhyay

Department of Computer Science  
Louisiana State University  
Baton Rouge, Louisiana  
supratik@csc.lsu.edu

**Abstract**—Deep Convolutional features extracted from a comprehensive labeled dataset, contain substantial representations which could be effectively used in a new domain. Despite the fact that generic features achieved good results in many visual tasks, fine-tuning is required for pretrained deep CNN models to be more effective and provide state-of-the-art performance. Fine tuning using the backpropagation algorithm in a supervised setting, is a time and resource consuming process. In this paper, we present a new architecture and an approach for unsupervised object recognition that addresses the above mentioned problem with fine tuning associated with pretrained CNN-based supervised deep learning approaches while allowing automated feature extraction. Unlike existing works, our approach is applicable to general object recognition tasks. It uses a pretrained (on a related domain) CNN model for automated feature extraction pipelined with a Hopfield network based associative memory bank for storing patterns for classification purposes. The use of associative memory bank in our framework allows eliminating backpropagation while providing competitive performance on an unseen dataset.

**Index Terms**—Deep Convolutional Features, CNN, Transfer Learning, Hopfield Network, Associative Memory, Unsupervised Learning

## I. INTRODUCTION

In the last few years, advances in supervised *Deep Learning* [1] enabled by Convolutional Neural Networks (CNN) [2] have given rise to powerful techniques for solving a variety of problems in Computer Vision [3]–[5], especially those involving image classification and segmentation [2], [4], [6]–[16], visual tracking [17], etc. However, one of the bottlenecks faced by deep learning approaches based on CNN models trained using the backpropagation algorithm is the requirement of large amounts of labeled training data. Given that these models sometimes have billions of parameters, lack of training data can result in overfitting to the training dataset. While sophisticated regularization techniques [18] are today used to prevent overfitting, they cannot alleviate the need for availability of large amounts of labeled training data. In many domains, acquiring large amounts of labeled training data can be prohibitively expensive or infeasible. To address the lack of large volumes of labeled training data, researchers have proposed zero-shot or one-shot approaches [19]–[21]. In the

one-shot approach [21], the authors use a Bayesian paradigm wherein one uses a prior probability distribution to represent knowledge about categories of objects acquired apriori and then uses belief update to obtain a posterior distribution. Using this approach the authors have been able to recognize categories of objects based on five or fewer training examples. However, unlike existing deep learning approaches, feature extraction in [21] is not automated and depends identifying “interesting regions” in the image. In zero-shot learning [19], [20], one needs a description of attributes characterizing the classes previously learned as well as information that relates them to unseen ones; given these inputs, zero-shot learning approaches can recognize unseen classes even without any training example. In [22], using handcrafted features, the authors have been able to create generative models for character recognition with little training data. However, the approach of [22] can not be easily extended to general object recognition tasks.

There are two main reasons why supervised deep learning approaches based on CNN models are hungry for labeled data. First, CNN-based object recognition approaches usually start from “scratch” without any prior knowledge about the object classes they are meant to recognize unlike zero-shot or one-shot approaches. In other words, no prior knowledge that was acquired while performing previous recognition tasks gets transferred to the new domain. On the other hand, CNN-based approaches have the advantage of allowing completely automated representation learning as opposed to zero-shot or one-shot approaches. The second reason for being data hungry is that deep learning approaches based on CNN models, during training, use supervised learning based on the backpropagation algorithm to estimate a large number of parameters (weights) based on training data. Such an algorithm demands a large number of labeled training examples. Unsupervised learning methods [23], [24] have recently gained attention as a way of addressing the labeled data-hungry nature of supervised deep learning approaches. However, existing unsupervised learning approaches have not been able to compete with supervised ones in terms of performance.

In this paper, we present a new architecture and an approach for unsupervised object recognition that addresses the above-mentioned problems associated with CNN-based supervised

Partially supported by a TIRE grant from Louisiana Transportation Research Center.

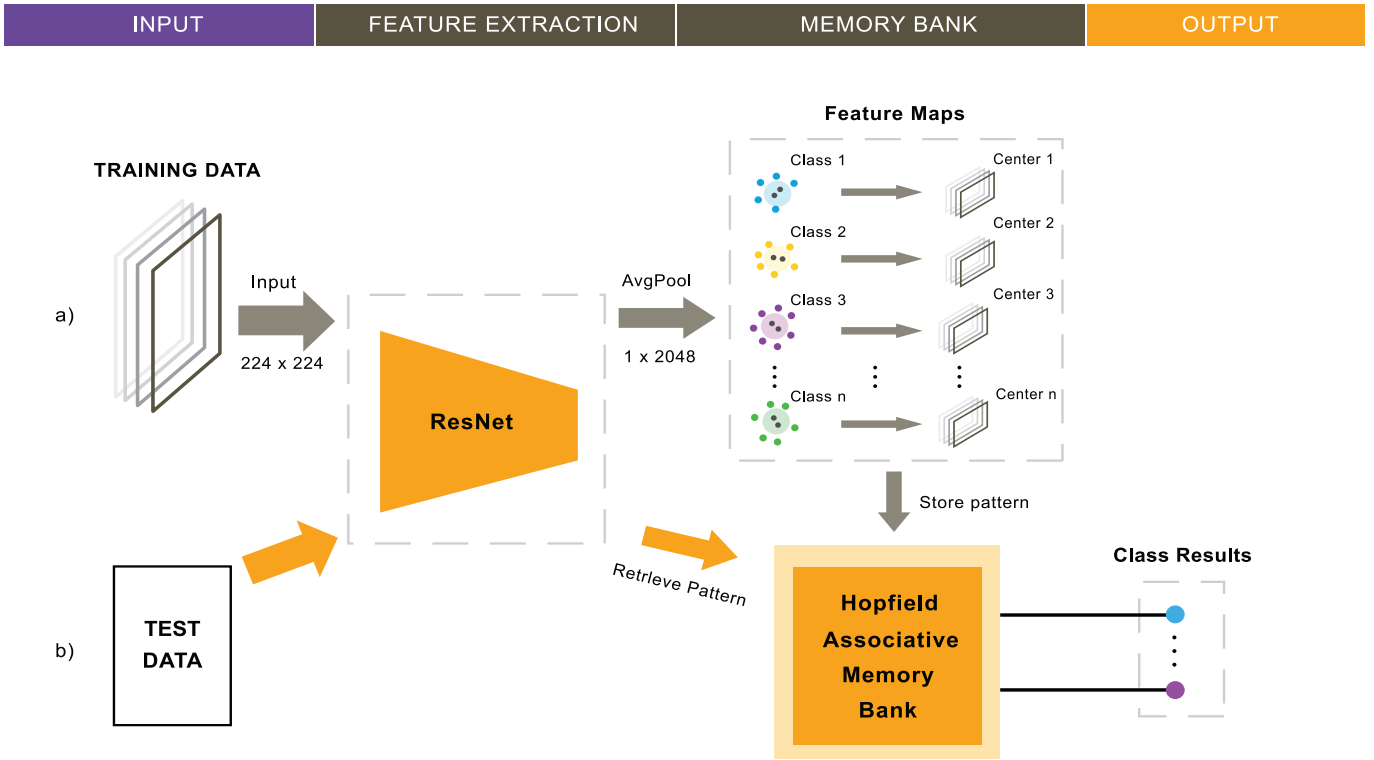


Fig. 1. Overview of Pipeline Framework Architecture.

deep learning approaches while allowing automated feature extraction unlike zero-shot and one-shot approaches. Unlike [22], our approach is applicable to general object recognition tasks. It uses a pretrained (on a related domain) CNN model for automated feature extraction while it pipelines a Hopfield network [25] based memory bank for storing patterns for classification purposes. Figure 1 shows the architecture of our approach.

It is well known that the map responses pooled from the different layers of a CNN model yield more advanced and complex descriptors as compared to handcrafted ones [26]. Together with the rise of deep learning, transfer learning [27] has enjoyed great success and has played a vital role in obtaining good feature representations from a pretrained CNN model [28]. In domains where acquiring a large-scale labeled training dataset is very hard and almost infeasible, CNN models, pretrained on another large-scale dataset (e.g., ImageNet [29]) from a related domain that does not contextually differ too much, have achieved competitive effectiveness after fine tuning.

During inference, our framework uses a pretrained CNN classification model (on ImageNet) to extract feature maps from the input images, then computes the centers of these maps as patterns fed to the pipelined memory bank (Hopfield Network) to infer the test image class.

Compared with previous work [30], [31] demonstrating the effectiveness of transfer learning with CNNs for object classification tasks, our work distinguishes itself in two ways. First,

in existing transfer learning frameworks that use a pretrained CNN model, one needs to fine tune the pretrained CNN parameters on the new dataset to obtain acceptable recognition accuracy. But fine tuning a network having millions of parameters trained on large-scale dataset through back propagation is time and resource consuming. The use of associative memory bank in our framework allows eliminating backpropagation while providing good performance on an unseen dataset. On the Caltech101 dataset, our framework achieved an accuracy of 91.0%, on the Caltech256 dataset it obtained an accuracy of 77.4%, while on the CIFAR-10 dataset it provided an accuracy of 83.1%; in all three cases, the performance surpassed or achieved that obtained using existing state-of-the-art (Section IV).

Recently some studies [32], [33] demonstrate the potential of neural associative memory in pattern recognition and its robustness to adversarial inputs. However, no previous work has tried to combine pretrained CNN models with an associative memory bank in an unsupervised setting.

To the best of our knowledge, this is the first work that provides an unsupervised framework that combines transfer learning together with an associative memory bank, uses a pretrained CNN model for automatically extracting features and is able to provide good performance in an unseen domain without fine tuning using the backpropagation algorithm. This paper makes the following contributions.

- It addresses the two main reasons for the data-hungry nature of supervised deep learning approaches based on

the CNN model: (a) lack of transfer of prior knowledge to a new domain (b) the use of supervised learning using the backpropagation algorithm to estimate a large number of parameters (weights) based on training data. It provides a pipelined unsupervised learning framework that combines transfer learning together with an associative memory bank, uses a pretrained CNN model (on a related domain) for automatically extracting features and is able to provide good performance in an unseen domain without fine tuning using the backpropagation algorithm.

- It experimentally demonstrates the effectiveness of the framework on the Caltech101, Caltech256, and CIFAR-10 benchmark datasets.

The paper is organized as follows. In Section II, we will present the related work briefly. The pipeline framework architecture and Hopfield Network will be discussed in Section III, the classification algorithm is provided. We will demonstrate the experimental results in Section IV and the conclusions presented in Section V.

## II. RELATED WORK

Recently, supervised deep learning have been successfully applied to computer vision problems. The main reason for the success of deep learning is the availability of large volumes of labeled training data as well as computing power [2]. Researchers have come up with a plethora of deep learning techniques and the accuracy on object recognition tasks has continued to improve over time already surpassing human-level performance [34], [35]. Deep features learned from pretrained CNN models have shown competitive performances in vision related tasks. There has been a significant amount of work in reusing deep features for reducing data requirement in many domains [15], [36] like image classification, segmentation, object recognition, etc.

In the real world, acquiring large volumes of labeled training data is very expensive and impractical at some contexts. Unsupervised learning is getting more and more attention since it allows learning from unlabeled data [37]. With a small labeled dataset, one can combine labeled and unlabeled data in a semi-supervised setting [38]. K-means is a popular clustering approach in the unsupervised learning and is used as a part of several deep learning approaches [39]–[41].

Weightless Neural Network (also known as n-tuple or RAM networks) such as WISARD neural network [42], mimic the synaptic activity in the brain. They store and recognize patterns that arise within the neuron and not from the weights on the connections. In our framework, we used a Hopfield network [43], a recurrent neural network, as an associate memory bank. However, other types of auto-associative memory could also be considered in our framework.

The CapsNet architecture has been proposed recently by Sabour et. al. [23]. It based on the notion of capsules, collections of neurons that play the role of nonterminals in a parse tree. The base layers of CapsNet computes activities from image pixel intensities that are input to the primary capsules. The output of a capsule is input to another in a

higher layer with the target determined dynamically. A capsule represents an object class. During inference, the size of the output generated by a capsule indicates whether an object of the class represented by the capsule is possibly present in the test image. In our pipeline framework, core patterns used instead to characterize object classes and are stored in the associative memory bank as vectors.

In [44], the authors proposed a probabilistic generative model and introduced a hierarchical model named Recursive Cortical Networks (RCN) that handles the recognition, segmentation, and reasoning in a unified way models objects using a combination of contours and surfaces. But in our framework we compute representations using the pretrained CNN model in the first stage.

## III. PROPOSED METHOD

In this section, we present the overview of our proposed method, then next we demonstrate the Memory Bank used in our pipeline framework. The core patterns selection and the Hopfield network described in Section III-C and Section III-D.

### A. Overview

Our framework is designated to integrate an associative memory bank with a pretrained CNN model in an unsupervised setting to eliminate fine tuning using labeled training data for unseen object classes using the backpropagation algorithm, while retaining state-of-the-art performance. The overall architecture of our framework is provided in Fig.1. As shown in the figure, we use a pretrained CNN model for feature embeddings extraction. Here a ResNet-50 [14], pretrained on ImageNet [29], provides the basis for our framework. Our framework uses the features extracted from pool5 (of ResNet-50), before the dense layers, as the representations of the input images. During the training phase, our framework calculates the class-specific features set, which is a set of all image features. *Core patterns* are subsequently computed from the class-specific features set. We discuss the details of this procedure in Section III-C. The set of core patterns are stored in the associative memory bank provided by the Hopfield Network. During inference, we extract features of each test image from pool5, and then compute patterns from input features that are used to retrieve associated core patterns in the memory bank and return the label for the test image. More details are provided in Section III-E.

### B. Memory Bank

We propose the notion of an Associative memory bank for storing the core patterns. The associative memory based on a Hopfield network allows retrieving patterns during the inference stage and storing patterns during training stage. Given training images having  $n$  classes with  $m$  images for class  $i$ , we have  $p_i = \{p_i^1, p_i^2, \dots, p_i^m\}$  *memory patterns* computed from the features  $f$  pooled from pool5 in the pretrained CNN model. Core patterns are then computed based on sets of memory patterns and stored in the memory bank. Details of computation of core patterns are presented in the next subsection.

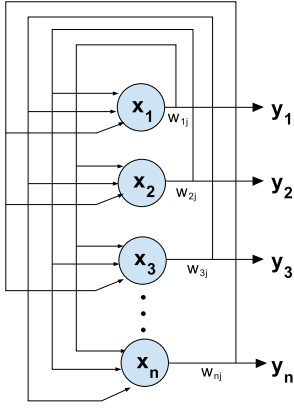


Fig. 2. Hopfield network structure.

### C. Core Pattern Computation and Storage

From a set of patterns  $p_i = \{p_i^1, p_i^2, \dots, p_i^m\}$ , that denotes the set of patterns for  $i$ -th class, extracted from pool5 in the pretrained CNN model, core patterns are computed. The computation of the core patterns uses the K-means algorithm, an unsupervised clustering approach, for calculating the cluster centers  $c_i = \{c_i^1, c_i^2, \dots, c_i^k \mid k \in 1, 2, \dots, m\}$ , as core patterns for each set  $p_i$ , using Euclidean distance metric. One or more core pattern can be created for each class. The set of core patterns  $c = \cup_{i=1}^m c_i$  is stored in the associative memory bank during the training stage. These core patterns in the memory bank serve as the candidates for retrieval during inference. When a test image feed to the network, its corresponding core pattern is retrieved from the memory bank and its associated class is subsequently determined.

### D. Hopfield Network

The Hopfield associative memory is a single layer fully connected recurrent neural network, shown in Fig.2. The neurons in a Hopfield network can be updated either asynchronously or synchronously. For the asynchronous case, a neuron gets updated in a random or fixed order once its weighted input sum is calculated, whereas in the synchronous case, all neurons get updated at same time. Given a network with  $N$  neurons, the weighted input sum of a neuron, known as local field, can be described by the following equation.

$$\xi_i = \sum_{j=1}^N w_{ij} x_j \quad (1)$$

where  $i, j \in 1, 2, \dots, N$ , the synaptic weight  $w_{ij}$  is the connection weight between the  $i$ -th output and  $j$ -th input, and  $x_j$  is the state of  $j$ -th input. The state of the entire network can be represented by a vector  $v = [x_1, x_2, \dots, x_N]$ . Each  $N$  dimensional input pattern  $\varphi$  can be represented by  $N$  neurons in a Hopfield network.

A Hopfield network memorizes  $z$  core patterns denoted by  $\varphi_1, \varphi_2, \dots, \varphi_z$  during training stage, and retrieve the stored patterns during inference. Hebbian learning is used for mem-

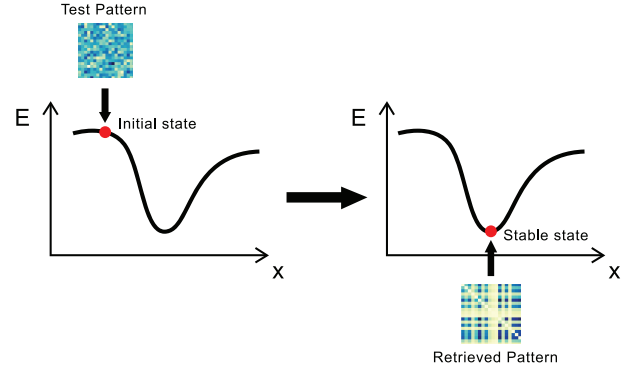


Fig. 3. Pattern retrieve based on Hopfield Network.

orizing the patterns by the Hopfield network. The connection weights  $w_{ij}$  are computed by the following equation.

$$w_{ij} = \begin{cases} \frac{1}{N} \sum_{u=1}^z \varphi_{u,i} \varphi_{u,j} & i \neq j \\ 0 & i = j \end{cases} \quad (2)$$

where  $\varphi_{u,i}$  and  $\varphi_{u,j}$  are the responses (states) to the pattern  $\varphi_u$  of the  $i$ -th and the  $j$ -th neurons. Note that the weight connection of  $i$ -th and  $j$ -th neuron is symmetric, i.e.,  $w_{ij} = w_{ji}$ .

For retrieving, as shown in Fig.3, suppose that we have a test pattern  $\varphi_{test}$ , then  $x_i$  is the state of the  $i$ -th element in test pattern, denotes as  $\varphi_{test,i}$  and  $i = 1, 2, \dots, N$ . Then all the neurons update their state asynchronously as described by the following equation,

$$x_i(t+1) = \text{sign}\left(\sum_{j=1}^N w_{ij} x_j(t)\right) \quad (3)$$

where  $x_i(t)$  is the state of the  $i$ -th neuron at time  $t$ . The update takes the network to a “lower energy” state. Once the energy of the network is minimized, it stabilizes. Following equation (1) the energy  $E_i$  for neuron  $i$  can be described by the following equation,

$$E_i = -\frac{1}{2} \xi_i x_i \quad (4)$$

Then the energy for the entire network [25] can be calculated using the following equation,

$$E(v) = \sum_{i=1}^N E_i = -\frac{1}{2} \sum_{i=1}^N \sum_{j=1}^N w_{ij} x_i x_j \quad (5)$$

Even if the test pattern is incomplete or broken, a Hopfield network can still retrieve the corresponding stored core pattern from memory due to its intrinsic of error-correcting and noise-resilience property. It can be shown that the network will converge to a stable state, once the energy of the network minimizes and reaches the energy minimum or attractor basin (see Figure 3). The associated final states in the network then represent the core patterns associated with the test pattern.

### E. Classification Algorithm

We use a Hopfield network as associative memory to store and retrieve core patterns. For a classification problem, after retrieving a pattern, the associated class is computed. The problem therefore transforms to a class matching one. The classification algorithm is provided in Algorithm 1.

The patterns memorized in the Hopfield network can be characterized by the weight matrix [45] and can be retrieved using equation (2). In the following, for a pattern  $T$ , we denote its weight matrix by  $W_T$ .

To obtain the retrieved pattern(s) by matching the test pattern with the stored patterns by computing and comparing similarities among their weight matrix, we use the following distance metric between the weight matrices as a similarity measure,

$$Diff(T, S) = \sqrt{\sum_{i=1}^N \sum_{j=1}^N (W_{T_{ij}} - W_{S_{ij}})^2} \quad (6)$$

where  $T$  and  $S$  are the test pattern and stored core pattern respectively and  $N$  is the dimension of the weight matrices. Then the stored core pattern can be retrieved based on the following equation.

$$\mathcal{R} = \underset{\varphi_k^i | i \in 1..z, k \in 1..n}{\operatorname{argmin}} Diff(T, \varphi_k^i) \quad (7)$$

where  $\varphi_k^i$  is the  $i$ -th stored core pattern for the  $k$ -th class. Thus the stored core pattern(s) that have the minimal distance from the test pattern is retrieved.

For each test pattern  $t$  in a test image, the algorithm computes the difference between  $t$  and each stored core pattern  $\varphi_k^i$ ,  $i \in \{1, \dots, z\}$ ,  $k \in \{1, \dots, n\}$  in class  $k$  using the formula in equation (6). Then equation (7) is used to acquire the set of patterns  $\mathcal{R}$  that has the minimal distance from  $t$ . If  $\mathcal{R}$  is a singleton, then the class label  $l$  associated with its unique pattern is returned as the result of the classification. If equation (7) results in multiple core patterns, the label of one of them is randomly chosen as the label of the test pattern.

---

#### Algorithm 1: Classification Algorithm

---

**Input** : Test pattern  $t$ ;  
1        Stored patterns  $\varphi_k^i$ ,  $i \in 1..z$ ,  $k \in 1..n$ .  
**Output**: Class label  $l$  of test pattern.  
2 Initialize  $\mathcal{R} \leftarrow \emptyset$ ;  
   // Initialize  $\mathcal{R}$  to empty list  
3  $\mathcal{R} = \underset{\varphi_k^i | i \in 1..z, k \in 1..n}{\operatorname{argmin}} Diff(t, \varphi_k^i)$ ;  
   //  $\mathcal{R}$  is a list of patterns  
4 **if**  $len(\mathcal{R}) > 1$  **then**  
5      $\varphi = \text{random\_choice}(\mathcal{R})$ ;  
6     **return**  $l = \text{label}(\varphi)$ ;  
7 **else**  
8     **return**  $l = \text{label}(\text{first}(\mathcal{R}))$ ;  
9 **end**

---

## IV. EXPERIMENTAL EVALUATION

To illustrate the performance of our framework with respect to classification, we conducted experiments presented in this section. The experiments focus on three popular object classification datasets: Caltech101 [46], Caltech256 [47], and CIFAR-10 [48]. We start with the details of these datasets and then we contrast the results obtained using our framework with the state-of-the-art. We used ResNet-50 and VGG-16 as the pretrained CNN model in our framework.

### A. Datasets

**Caltech101** consists of 9144 images of 101 object categories and 1 background category. The variety of classes include faces, animals, camera, etc. The images in the dataset vary in the degree of shape and scale. For each category, it has about 40 to 800 images and most categories contain around 50 images.

**Caltech256** contains 30607 images for 256 object categories and 1 clutter category. It has a minimum of 80 images for each category, compared to Caltech101, Caltech256 is more complex and challenging as it has more variety in the size, background, etc.

**CIFAR-10** contains ten classes with a total of 60000 RGB images with image size 32x32 and each class has 6000 images. 1000 images from each class have been randomly selected creating a test dataset of 10000 images and the remaining were used for training. The ten classes include airplane, automobile, bird, cat, etc.

### B. Implementation details

We used ResNet-50 [14] and VGG-16 [49] as pretrained CNN models (on ImageNet) for feature extraction. The experiments mainly concentrate on the ResNet-50 model due to its state-of-the-art performance obtained for classification tasks and its feature representations, but results based on VGG-16 model are also provided. Both models have five convolutional blocks and the features are pooled from the pool5, which has 1x1x2048 dimensions and 1x1x256 dimensions in ResNet-50 and VGG-16, respectively. The input image size for ResNet-50 and VGG-16 are same: 224x224. For unsupervised learning, to acquire the core patterns, K-means was used on the memory patterns which are pooled features from the pretrained CNN model (see section III-C). We followed the standard practice [50], [51] for the experiments on Caltech101 and Caltech256 datasets: for Caltech101, training was performed on 30 randomly sampled images and testing was done on 50 randomly selected images per category or on all images for those categories that had less than 50 images; for Caltech256, training was performed on 60 randomly sampled images while the rest were reserved for testing. We did not divide the CIFAR-10 dataset; we used its training data with no data augmentation in our framework for training and its test data was used for inference. Recent efforts like [52] used data augmentation to achieve very high accuracy in object classification. In our experiments, we did not use data augmentation approaches. We only resized the images for these datasets to the input size

224x224 for the pretrained CNN model. The evaluation metric we adopted for the performance evaluation of our framework is the average of the per-class accuracies obtained on the datasets.

### C. Evaluation

We first evaluate the performance of our framework with respect to the number of core patterns. Recall that the core patterns are the centers computed by the K-means algorithm. The results shown in Fig.4, Fig.5, and Fig.6 are based on the Caltech101, Caltech256, and CIFAR-10 datasets from ResNet-50 and VGG-16 models. It is clear that from Fig.4 the framework exhibited good performance and the classification accuracy improved with the increase in the number of core patterns for each class, but performance remained relatively stable or slight diminished after some point. It also showed similar behavior on Caltech256 and CIFAR-10 datasets but relatively more stable after increasing initially. This validates that multiple core patterns used in framework can help in performance improvement. The confusion matrix for CIFAR-10 dataset is shown in Fig.7. Most confusions arose from inherently ambiguity rather than the failure of the framework. We can see from the confusion matrix that the framework is confused in distinguishing between dog and cat. There is some confusion in distinguishing between truck and automobile. There is very few or almost no confusion in distinguishing between cat with automobile or truck. Since Caltech101 and Caltech256 datasets have a large number of categories compared to the CIFAR-10 dataset, instead of computing the confusion matrix, we calculated the number of false positives for Caltech101 and Caltech256 datasets which are 236 and 1856, respectively.

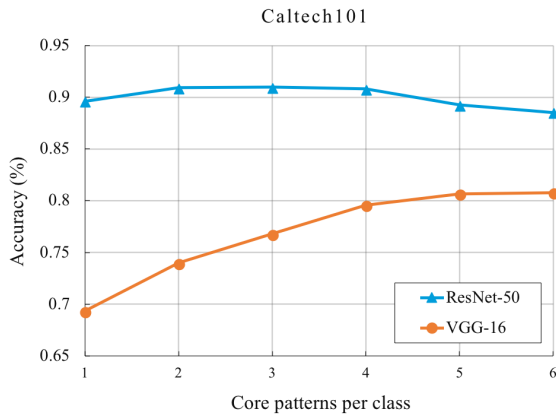


Fig. 4. Impact of number of core patterns per class on Caltech101 dataset.

### D. Comparison with state-of-the-art methods

In this section, we compare our classification results with the state-of-the-art methods based on the Caltech101, Caltech256, and CIFAR-10 datasets. We show the comparisons in Table I and Table II. The classifiers for SVM and Softmax in the table are added on the top of the seven layers fixed model

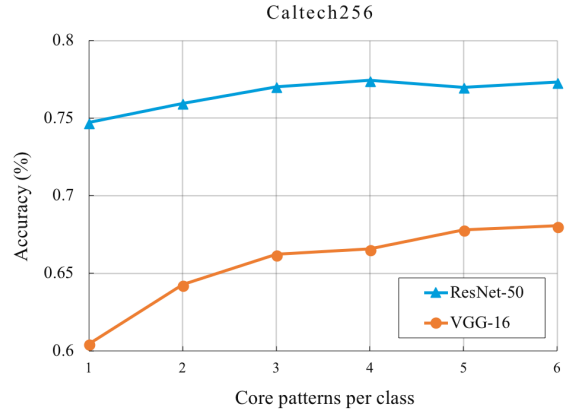


Fig. 5. Impact of number of core patterns per class on Caltech256 dataset.

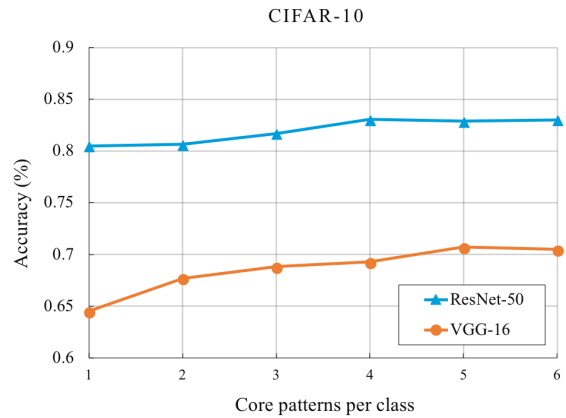


Fig. 6. Impact of number of core patterns per class on CIFAR-10 dataset.

for which pretraining was performed on the ImageNet dataset [53] and then retrained on the new corresponding training datasets.

The classification accuracies achieved by our model are **91.0%** on Caltech101 and **77.4%** on Caltech256. The classification accuracies of methods that we compared with on CIFAR-10 are all reported with no data augmentation. Our model yielded an accuracy of **83.1%** on CIFAR-10. While, [58], [59] provide better results than that obtained using

TABLE I  
COMPARISON OF CLASSIFICATION ACCURACY (%) OF VARIOUS METHODS ON CALTECH101 AND CALTECH256 DATASETS

Methods	Caltech101	Caltech256
Image Codes [54]	71.4	35.7
Shaban [55]	75.1	-
SHDL [56]	81.5	-
FL+EN [57]	83.2	-
Softmax [53]	85.4	72.6
SVM [53]	85.5	71.7
Zeiler-Fergus [53]	86.5	74.2
Ours (VGG-16)	80.8	68.1
Ours (ResNet-50)	<b>91.0</b>	<b>77.4</b>

TABLE II  
COMPARISON OF CLASSIFICATION ACCURACY (%) OF OUR FRAMEWORK  
WITH EXISTING TECHNIQUES ON CIFAR-10 DATASET WITH NO DATA  
AUGMENTATION

Methods	Accuracy
McDonnell et al. [63]	75.9
PCANet-2 [64]	78.7
Cuda-convnet [65]	82.0
CKN-CO [66]	82.2
DCGAN [60]	82.8
EX-CNN [61]	84.3
Conv-CatGAN [62]	90.6
Springenberg et al. [58]	90.9
Lee et al. [59]	<b>92.4</b>
Ours (VGG-16)	70.7
Ours (ResNet-50)	83.1

our framework, they used supervised learning approaches in comparison to our unsupervised approach. For CIFAR-10, our approach outperformed other unsupervised frameworks like DCGAN [60]. While the unsupervised approach of [61] outperformed ours on CIFAR-10, unlike ours it used data augmentation. Though the approach of [62] outperforms ours on CIFAR-10, it is semi-supervised as opposed to ours being an unsupervised one.

In our framework, even if only one core pattern per class is used, the accuracy obtained is still competitive: **89.6%** on Caltech101, **74.7%** on Caltech256, and **80.5%** on CIFAR-10.

## V. CONCLUSION

This paper proposed a framework that combines a pretrained CNN model for feature extraction and with a Hopfield network as an associative memory bank to provide an unsupervised learning framework that provides competitive performance on benchmark datasets.

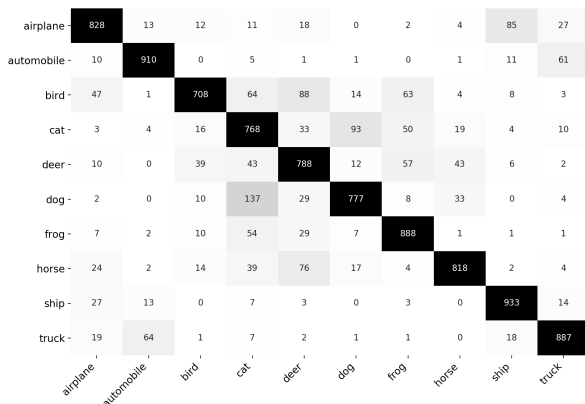


Fig. 7. Confusion matrix for the CIFAR-10 dataset.

## REFERENCES

- [1] Y. LeCun, Y. Bengio, and G. Hinton, "Deep learning," *nature*, vol. 521, no. 7553, p. 436, 2015.
- [2] A. Krizhevsky, I. Sutskever, and G. E. Hinton, "Imagenet classification with deep convolutional neural networks," in *Advances in neural information processing systems*, 2012, pp. 1097–1105.
- [3] H. Nam and B. Han, "Learning multi-domain convolutional neural networks for visual tracking," in *Proceedings of the IEEE Conference on Computer Vision and Pattern Recognition*, 2016, pp. 4293–4302.
- [4] D. Ciregan, U. Meier, and J. Schmidhuber, "Multi-column deep neural networks for image classification," in *Computer Vision and Pattern Recognition (CVPR), 2012 IEEE Conference on*. IEEE, 2012, pp. 3642–3649.
- [5] S. Gidaris and N. Komodakis, "Object detection via a multi-region and semantic segmentation-aware cnn model," in *Proceedings of the IEEE International Conference on Computer Vision*, 2015, pp. 1134–1142.
- [6] B. Hariharan, P. Arbeláez, R. Girshick, and J. Malik, "Hypercolumns for object segmentation and fine-grained localization," in *Proceedings of the IEEE conference on computer vision and pattern recognition*, 2015, pp. 447–456.
- [7] J. Malik, P. Arbeláez, J. Carreira, K. Fragkiadaki, R. Girshick, G. Gkioxari, S. Gupta, B. Hariharan, A. Kar, and S. Tulsiani, "The three rs of computer vision: Recognition, reconstruction and reorganization," *Pattern Recognition Letters*, vol. 72, pp. 4–14, 2016.
- [8] S. Basu, S. Ganguly, S. Mukhopadhyay, R. DiBiano, M. Karki, and R. Nemani, "Deepsat: a learning framework for satellite imagery," in *Proceedings of the 23rd SIGSPATIAL International Conference on Advances in Geographic Information Systems*. ACM, 2015, p. 37.
- [9] S. Basu, S. Ganguly, R. R. Nemani, S. Mukhopadhyay, G. Zhang, C. Milesi, A. R. Michaelis, P. Votava, R. Dubayah, L. Duncanson, B. D. Cook, Y. Yu, S. Saatchi, R. DiBiano, M. Karki, E. Boyda, U. Kumar, and S. Li, "A semiautomated probabilistic framework for tree-cover delineation from 1-m NAIP imagery using a high-performance computing architecture," *IEEE Trans. Geoscience and Remote Sensing*, vol. 53, no. 10, pp. 5690–5708, 2015.
- [10] J. Yao, S. Fidler, and R. Urtasun, "Describing the scene as a whole: Joint object detection, scene classification and semantic segmentation," in *Computer Vision and Pattern Recognition (CVPR), 2012 IEEE Conference on*. IEEE, 2012, pp. 702–709.
- [11] S. Basu, M. Karki, S. Mukhopadhyay, S. Ganguly, R. R. Nemani, R. DiBiano, and S. Gayaka, "A theoretical analysis of deep neural networks for texture classification," in *2016 International Joint Conference on Neural Networks, IJCNN 2016, Vancouver, BC, Canada, July 24-29, 2016*, 2016, pp. 992–999.
- [12] S. Basu, M. Karki, S. Ganguly, R. DiBiano, S. Mukhopadhyay, S. Gayaka, R. Kannan, and R. R. Nemani, "Learning sparse feature representations using probabilistic quadrees and deep belief nets," *Neural Processing Letters*, vol. 45, no. 3, pp. 855–867, 2017.
- [13] S. Basu, S. Mukhopadhyay, M. Karki, R. DiBiano, S. Ganguly, R. R. Nemani, and S. Gayaka, "Deep neural networks for texture classification - A theoretical analysis," *Neural Networks*, vol. 97, pp. 173–182, 2018.
- [14] K. He, X. Zhang, S. Ren, and J. Sun, "Deep residual learning for image recognition," in *Proceedings of the IEEE conference on computer vision and pattern recognition*, 2016, pp. 770–778.
- [15] R. Girshick, J. Donahue, T. Darrell, and J. Malik, "Rich feature hierarchies for accurate object detection and semantic segmentation," in *Proceedings of the IEEE conference on computer vision and pattern recognition*, 2014, pp. 580–587.
- [16] L.-C. Chen, G. Papandreou, I. Kokkinos, K. Murphy, and A. L. Yuille, "Deeplab: Semantic image segmentation with deep convolutional nets, atrous convolution, and fully connected crfs," *IEEE transactions on pattern analysis and machine intelligence*, vol. 40, no. 4, pp. 834–848, 2018.
- [17] L. Wang, W. Ouyang, X. Wang, and H. Lu, "Visual tracking with fully convolutional networks," in *Proceedings of the IEEE International Conference on Computer Vision*, 2015, pp. 3119–3127.
- [18] T. Hastie, R. Tibshirani, and M. Wainwright, *Statistical Learning with Sparsity: The Lasso and Generalizations*. Chapman & Hall/CRC, 2015.
- [19] B. Romera-Paredes and P. Torr, "An embarrassingly simple approach to zero-shot learning," in *International Conference on Machine Learning*, 2015, pp. 2152–2161.
- [20] R. Socher, M. Ganjoo, C. D. Manning, and A. Ng, "Zero-shot learning through cross-modal transfer," in *Advances in neural information processing systems*, 2013, pp. 935–943.
- [21] L. Fei-Fei, R. Fergus, and P. Perona, "One-shot learning of object categories," *IEEE transactions on pattern analysis and machine intelligence*, vol. 28, no. 4, pp. 594–611, 2006.
- [22] "Advances in neural information processing systems 29: Annual conference on neural information processing systems 2016, december 5-10,

- 2016, barcelona, spain,” D. D. Lee, M. Sugiyama, U. von Luxburg, I. Guyon, and R. Garnett, Eds., 2016.
- [23] S. Sabour, N. Frosst, and G. E. Hinton, “Dynamic routing between capsules,” in *Advances in Neural Information Processing Systems*, 2017, pp. 3859–3869.
- [24] M. E. Celebi and K. Aydin, *Unsupervised Learning Algorithms*, 1st ed. Springer Publishing Company, Incorporated, 2016.
- [25] F. Sabahi, M. O. Ahmad, and M. Swamy, “Hopfield network-based image retrieval using re-ranking and voting,” in *Electrical and Computer Engineering (CCECE), 2017 IEEE 30th Canadian Conference on*. IEEE, 2017, pp. 1–4.
- [26] S. Ren, K. He, R. Girshick, and J. Sun, “Faster r-cnn: Towards real-time object detection with region proposal networks,” in *Advances in neural information processing systems*, 2015, pp. 91–99.
- [27] S. J. Pan and Q. Yang, “A survey on transfer learning,” *IEEE Transactions on knowledge and data engineering*, vol. 22, no. 10, pp. 1345–1359, 2010.
- [28] J. Yosinski, J. Clune, Y. Bengio, and H. Lipson, “How transferable are features in deep neural networks?” in *Advances in neural information processing systems*, 2014, pp. 3320–3328.
- [29] J. Deng, W. Dong, R. Socher, L.-J. Li, K. Li, and L. Fei-Fei, “Imagenet: A large-scale hierarchical image database,” in *Computer Vision and Pattern Recognition, 2009. CVPR 2009. IEEE Conference on*. IEEE, 2009, pp. 248–255.
- [30] A. Karpathy, G. Toderici, S. Shetty, T. Leung, R. Sukthankar, and L. Fei-Fei, “Large-scale video classification with convolutional neural networks,” in *Proceedings of the IEEE conference on Computer Vision and Pattern Recognition*, 2014, pp. 1725–1732.
- [31] E. Tzeng, J. Hoffman, T. Darrell, and K. Saenko, “Simultaneous deep transfer across domains and tasks,” in *Proceedings of the IEEE International Conference on Computer Vision*, 2015, pp. 4068–4076.
- [32] D. Krotov and J. J. Hopfield, “Dense associative memory for pattern recognition,” in *Advances in Neural Information Processing Systems*, 2016, pp. 1172–1180.
- [33] —, “Dense associative memory is robust to adversarial inputs,” *arXiv preprint arXiv:1701.00939*, 2017.
- [34] K. He, X. Zhang, S. Ren, and J. Sun, “Delving deep into rectifiers: Surpassing human-level performance on imagenet classification,” in *Proceedings of the IEEE international conference on computer vision*, 2015, pp. 1026–1034.
- [35] V. Mnih, K. Kavukcuoglu, D. Silver, A. A. Rusu, J. Veness, M. G. Bellemare, A. Graves, M. Riedmiller, A. K. Fidjeland, G. Ostrovski et al., “Human-level control through deep reinforcement learning,” *Nature*, vol. 518, no. 7540, pp. 529–533, 2015.
- [36] R. Girshick, “Fast r-cnn,” in *Proceedings of the IEEE international conference on computer vision*, 2015, pp. 1440–1448.
- [37] J. Masci, U. Meier, D. Cireşan, and J. Schmidhuber, “Stacked convolutional auto-encoders for hierarchical feature extraction,” *Artificial Neural Networks and Machine Learning–ICANN 2011*, pp. 52–59, 2011.
- [38] D. P. Kingma, S. Mohamed, D. J. Rezende, and M. Welling, “Semi-supervised learning with deep generative models,” in *Advances in Neural Information Processing Systems*, 2014, pp. 3581–3589.
- [39] Y. Gong, L. Liu, M. Yang, and L. Bourdev, “Compressing deep convolutional networks using vector quantization,” *arXiv preprint arXiv:1412.6115*, 2014.
- [40] S. Ke, Y. Zhao, B. Li, Z. Wu, and X. Liu, “Fast image clustering based on convolutional neural network and binary k-means,” in *Eighth International Conference on Digital Image Processing (ICDIP 2016)*, vol. 10033. International Society for Optics and Photonics, 2016, p. 100332E.
- [41] P. Wang, J. Xu, B. Xu, C. Liu, H. Zhang, F. Wang, and H. Hao, “Semantic clustering and convolutional neural network for short text categorization,” in *Proceedings of the 53rd Annual Meeting of the Association for Computational Linguistics and the 7th International Joint Conference on Natural Language Processing (Volume 2: Short Papers)*, vol. 2, 2015, pp. 352–357.
- [42] I. Aleksander, W. Thomas, and P. Bowden, “WisardL a radical step forward in image recognition,” *Sensor review*, vol. 4, no. 3, pp. 120–124, 1984.
- [43] J. J. Hopfield, “Neurons with graded response have collective computational properties like those of two-state neurons,” *Proceedings of the national academy of sciences*, vol. 81, no. 10, pp. 3088–3092, 1984.
- [44] D. George, W. Lehrach, K. Kinsky, M. Lázaro-Gredilla, C. Laan, B. Marthi, X. Lou, Z. Meng, Y. Liu, H. Wang et al., “A generative vision model that trains with high data efficiency and breaks text-based captchas,” *Science*, vol. 358, no. 6368, p. eaag2612, 2017.
- [45] V. M. Ladwani, Y. Vaishnavi, R. Shreyas, B. V. Kumar, N. Harisha, S. Yogesh, P. Shivaganga, and V. Ramasubramanian, “Hopfield net framework for audio search,” in *Communications (NCC), 2017 Twenty-third National Conference on*. IEEE, 2017, pp. 1–6.
- [46] L. Fei-Fei, R. Fergus, and P. Perona, “Learning generative visual models from few training examples: An incremental bayesian approach tested on 101 object categories,” *Computer vision and Image understanding*, vol. 106, no. 1, pp. 59–70, 2007.
- [47] G. Griffin, A. Holub, and P. Perona, “Caltech-256 object category dataset,” 2007.
- [48] A. Krizhevsky and G. Hinton, “Learning multiple layers of features from tiny images,” 2009.
- [49] K. Simonyan and A. Zisserman, “Very deep convolutional networks for large-scale image recognition,” *arXiv preprint arXiv:1409.1556*, 2014.
- [50] L. Bo, X. Ren, and D. Fox, “Multipath sparse coding using hierarchical matching pursuit,” in *Proceedings of the IEEE Conference on Computer Vision and Pattern Recognition*, 2013, pp. 660–667.
- [51] K. He, X. Zhang, S. Ren, and J. Sun, “Spatial pyramid pooling in deep convolutional networks for visual recognition,” in *European conference on computer vision*. Springer, 2014, pp. 346–361.
- [52] J. Snoek, O. Rippel, K. Swersky, R. Kiros, N. Satish, N. Sundaram, M. Patwary, M. Prabhakar, and R. Adams, “Scalable bayesian optimization using deep neural networks,” in *International Conference on Machine Learning*, 2015, pp. 2171–2180.
- [53] M. D. Zeiler and R. Fergus, “Visualizing and understanding convolutional networks,” in *European conference on computer vision*. Springer, 2014, pp. 818–833.
- [54] D. Kuang, A. Gittens, and R. Hamid, “Hardware compliant approximate image codes,” in *Proceedings of the IEEE Conference on Computer Vision and Pattern Recognition*, 2015, pp. 924–932.
- [55] A. Shaban, H. R. Rabiee, M. Farajtabar, and M. Ghazvininejad, “From local similarity to global coding: An application to image classification,” in *Proceedings of the IEEE Conference on Computer Vision and Pattern Recognition*, 2013, pp. 2794–2801.
- [56] A. Singh and N. Kingsbury, “Scatternet hybrid deep learning (shdl) network for object classification,” *arXiv preprint arXiv:1708.09212*, 2017.
- [57] F. Zhu, Z. Jiang, and L. Shao, “Submodular object recognition,” in *Proceedings of the IEEE Conference on Computer Vision and Pattern Recognition*, 2014, pp. 2457–2464.
- [58] J. T. Springenberg, A. Dosovitskiy, T. Brox, and M. Riedmiller, “Striving for simplicity: The all convolutional net,” *arXiv preprint arXiv:1412.6806*, 2014.
- [59] C.-Y. Lee, P. W. Gallagher, and Z. Tu, “Generalizing pooling functions in convolutional neural networks: Mixed, gated, and tree,” in *Artificial Intelligence and Statistics*, 2016, pp. 464–472.
- [60] A. Radford, L. Metz, and S. Chintala, “Unsupervised representation learning with deep convolutional generative adversarial networks,” *arXiv preprint arXiv:1511.06434*, 2015.
- [61] A. Dosovitskiy, P. Fischer, J. T. Springenberg, M. Riedmiller, and T. Brox, “Discriminative unsupervised feature learning with exemplar convolutional neural networks,” *IEEE Transactions on Pattern Analysis and Machine Intelligence*, vol. 38, no. 9, pp. 1734–1747, Sept 2016.
- [62] J. T. Springenberg, “Unsupervised and semi-supervised learning with categorical generative adversarial networks,” *arXiv preprint arXiv:1511.06390*, 2015.
- [63] M. D. McDonnell and T. Vladusich, “Enhanced image classification with a fast-learning shallow convolutional neural network,” in *Neural Networks (IJCNN), 2015 International Joint Conference on*. IEEE, 2015, pp. 1–7.
- [64] T.-H. Chan, K. Jia, S. Gao, J. Lu, Z. Zeng, and Y. Ma, “Pcanet: A simple deep learning baseline for image classification?” *IEEE Transactions on Image Processing*, vol. 24, no. 12, pp. 5017–5032, 2015.
- [65] A. Krizhevsky, “cuda-convnet,” <https://code.google.com/archive/p/cuda-convnet/>, July 18 2014.
- [66] J. Mairal, P. Koniusz, Z. Harchaoui, and C. Schmid, “Convolutional kernel networks,” in *Advances in neural information processing systems*, 2014, pp. 2627–2635.