

Collisional transport of impurities with flux-surface varying density in Stellarators

S. Buller^{1†}, H.M. Smith², P. Helander², A. Mollén², S.L. Newton³, I. Pusztai¹

¹Department of Physics, Chalmers University of Technology, SE-41296 Göteborg, Sweden

²Max-Planck-Institut für Plasmaphysik, 17491 Greifswald, Germany

³CCFE, Culham Science Centre, Abingdon, Oxon OX14 3DB, UK

(Received xx; revised xx; accepted xx)

High- Z impurities in magnetic confinement devices are prone to develop density variations on the flux-surface, which can significantly affect their transport. In this paper, we generalize earlier analytic stellarator calculations of the neoclassical radial impurity flux in the mixed-collisionality regime (collisional impurities and low-collisionality bulk ions) to include the effect of such flux-surface variations. We find that only in the homogeneous density case is the transport of highly collisional impurities (in the Pfirsch-Schlüter regime) independent of the radial electric field. We study these effects for a Wendelstein 7-X (W7-X) vacuum field, with simple analytic models for the potential perturbation, under the assumption that the impurity density is given by a Boltzmann response to a perturbed potential. In the W7-X case studied, we find that larger amplitude potential perturbations cause the radial electric field to dominate the transport of the impurities. In addition, we find that classical impurity transport can be larger than the neoclassical transport in W7-X.

1. Introduction

At fusion-relevant temperatures, heavy impurities in high ionisation states, “high- Z impurities”, emit a significant amount of radiation, and even a tiny fraction of impurity ions radiate enough power to seriously challenge the power balance in a reactor. High- Z impurities thus cannot be allowed to accumulate in the center of a magnetic-confinement fusion reactor.

In tokamaks, impurities are expelled from the core of the reactor by neoclassical transport if their temperature gradient is sufficiently large – a phenomenon known as *temperature screening*. In stellarators, the outlook has been more pessimistic, as the radial transport is not independent of the radial electric field, and an inward pointing electric field is predicted for a stellarator reactor, which would transport impurities inwards (Hirsch *et al.* 2008).

However, recent analytical results on neoclassical stellarator impurity transport have shown that when the plasma is in a mixed-collisionality regime – where the bulk ions are at low collisionality ($1/\nu$ or $\sqrt{\nu}$ regimes) and the impurity ions are collisional – the radial impurity flux becomes independent of the electric field, which allows temperature screening to be effective in stellarators (Newton *et al.* 2017; Helander *et al.* 2017a). This is due to a cancellation between the flux driven by impurity parallel flow and the ion thermodynamic forces. A similar cancellation is also found in the regimes where both ions and impurities are collisional (Braun & Helander 2010), although in this

† Email address for correspondence: bstefan@chalmers.se

case, thermodiffusion is usually inward unless the effective charge is very small, so no temperature screening occurs (Rutherford 1974).

Additionally, high- Z impurities are sensitive to flux-surface variations in the electrostatic potential, in response to which they can develop density variations on flux-surfaces. Such variations can have large effects on the neoclassical transport, as has been demonstrated analytically (Angioni & Helander 2014; Calvo *et al.* 2018) and numerically (Angioni *et al.* 2014; García-Regaña *et al.* 2017; Mollén *et al.* 2018) for tokamaks and stellarators. Turbulent transport is also known to be affected by these variations, see for example Mollén *et al.* (2012, 2014); Angioni *et al.* (2014).

In this work, we generalize the analytical calculation in (Newton *et al.* 2017) to account for flux-surface variation of the impurity density in stellarators, using a fluid description for the impurities and solving for the ion distribution function in the $1/\nu$ regime. Our expression for the impurity flux agrees with that in Calvo *et al.* (2018), where the same problem is treated fully kinetically. Like Calvo *et al.* (2018), we find that the effect of the radial electric field can be large even when the amplitude of the potential flux-surface variation is small relative to the temperature. In addition, we find that classical transport can dominate over the neoclassical transport for collisional impurities in certain stellarator geometries.

The remainder of this paper is organised as follows: in Sec. 2, we present the equations describing the impurities, and relate the friction force acting on the impurities to their flux-surface density variations and the resulting radial flux. In Sec. 3, we introduce the ion-impurity collision operator and obtain an explicit expression for the ion-impurity friction force. In Sec. 4, we consider simplifying limits of the equations presented in the previous sections, and derive expressions for transport coefficients in those limits. Sec. 5 treats the classical transport, and shows why it is important in Wendelstein 7-X. Finally, in Sec. 6, we apply our results to study a test-case based on a Wendelstein 7-X vacuum field.

2. Impurity equations

In this section, we present equations to model the impurities, starting from momentum balance and ending with expressions for calculating the flux along the magnetic field and across the flux-surface.

The impurities are assumed to be collisional enough to be in the Pfirsch-Schlüter regime and thus have a Maxwellian velocity distribution, with the density not necessarily constant on flux-surfaces. For such a species in steady-state, the momentum equation is

$$\nabla p_z = Z n_z \mathbf{E} + Z e \Gamma_z \times \mathbf{B} + \mathbf{R}_z \quad (2.1)$$

where the z species subscript refers to the impurities, Z is the impurity charge-number, e the proton charge, p_z the impurity pressure, n_z the impurity density, Γ_z the impurity particle flux, \mathbf{B} the magnetic field, \mathbf{E} the electric field, and \mathbf{R}_z is the friction force acting on the impurities. By projecting (2.1) onto the magnetic field direction $\mathbf{b} = \mathbf{B}/B$, with $B = |\mathbf{B}|$, we obtain

$$\nabla_{\parallel} p_z = Z n_z E_{\parallel} + R_{z\parallel}. \quad (2.2)$$

From (2.2), we see that pressure (and thus density) variation along the field-line is set up by forces associated with the parallel electric field and friction – both of which increase with the impurity charge number. The friction force can be calculated using kinetic

information of all other species, as

$$\mathbf{R}_z = m_z \sum_a \int d^3v \mathbf{v} C[f_z, f_a], \quad (2.3)$$

where f_a is the distribution function of a species “ a ”. We will restrict ourselves to the case where only collisions between a bulk ion species i and the impurities matter: the electron contribution to the friction force can be neglected as small in the electron-ion mass ratio.

In order to simplify the kinetic calculations required to determine f_i , we will assume that $Z \gg 1$, so that the effects that lead to pressure variation on the flux-surface can be significant for the impurities while being small for the bulk ions. In the $Z \gg 1$ limit, the ions and impurities will have undergone temperature equilibration if (Helander 1998)

$$\frac{\rho_* \hat{\nu}_{ii}}{Z} \ll 1, \quad (2.4)$$

where $\rho_* = \rho_i/L$, with L the profile length-scale and $\rho_i = v_{Ti} m_i / eB$ the ion thermal gyroradius, with m_i the ion mass and $v_{Ti} = \sqrt{2T_i/m_i}$ the ion thermal speed; $\hat{\nu}_{ii} = n_i e^4 \ln \Lambda L_{\parallel} / (T_i^2 \epsilon_0^2 12\pi^{3/2})$ is the ion collisionality, where n_i is the bulk-ion density, the bulk ions are assumed to have $Z = 1$; L_{\parallel} is the length-scale of Φ -variations parallel to \mathbf{B} , where we assume that the inductive electric field is small, so that $\mathbf{E} = -\nabla\Phi$; ϵ_0 is the vacuum permittivity and $\ln \Lambda$ the Coulomb-logarithm. Equation 2.4 is practically always satisfied in a magnetized plasma, so we will assume that $T_z = T_i$ is a flux-function, and (2.2) thus becomes an equation for the flux-surface variation of n_z .

Furthermore, if $\Delta \equiv Z^2 \rho_* \hat{\nu}_{ii} \ll 1$, as in the conventional drift-kinetic ordering, the friction force in (2.2) becomes smaller than the other terms (Helander 1998). To zeroth order in Δ , the density in (2.2) is then given by a Boltzmann response to Φ

$$n_z = N_z e^{-Ze\Phi/T_z}, \quad (\Delta \ll 1) \quad (2.5)$$

where N_z is a flux-function. If the density variation of all species is given by (2.5), quasi-neutrality forces the density and potential to also be flux-functions. For significant density variation to arise on a flux-surface, the behaviour of at least one species must thus deviate from (2.5); several different mechanisms have been considered in the literature:

In Helander (1998), $\Delta = \mathcal{O}(1)$, so the impurities themselves set up their own flux-surface variation to balance the flux-surface variation of the friction force and electric field. This was generalized in Fülöp & Helander (1999) to include centrifugal forces.

Additionally, heating can introduce a fast particle population, which may not have a density variation according to (2.5) and thus leads to an electric field tangential to the flux surface, which the impurity density in (2.2) responds to. Such effects were considered in Kazakov *et al.* (2012) and Angioni & Helander (2014), and are often more important than the variations set up by the impurities themselves.

Furthermore, in stellarators, helically trapped particles drifting due to the radial electric field can cause flux-surface density asymmetries that, in turn, causes an electric field (García-Regaña *et al.* 2017). This electric field then affects the impurities. This mechanism has been investigated numerically in García-Regaña *et al.* (2017), and was found to significantly affect the transport in the Large Helical Device (LHD) and TJ-II stellarators, but does not appear to have a major effect in Wendelstein 7-X (W7-X) due to the neoclassical optimization reducing the radial extent of such helically trapped orbits.

Out of these mechanisms, the latter two are expected to be more important. For the sake of generality, we will however allow Φ and Δ to be arbitrary, as long as the tangential

variation in $\tilde{\Phi}$ (which we denote by $\tilde{\Phi}$), is of magnitude $e\tilde{\Phi}/T_i \sim Z^{-1}$ so that its effect can be neglected for the bulk ions. In Sec. 4 and later sections, we will consider the case when $\Delta \ll 1$, with $\tilde{\Phi}$ centered around extrema of B .

2.1. Radial impurity flux

Regardless of the mechanisms that determine the spatial variation of n_z , we can calculate the perpendicular flux of the Maxwellian impurities by applying $\mathbf{B} \times$ to (2.1), resulting in

$$\mathbf{B} \times \nabla p_z = \mathbf{B} \times Z e n_z \mathbf{E} + Z e B^2 \boldsymbol{\Gamma}_{z,\perp} + \mathbf{B} \times \mathbf{R}_z. \quad (2.6)$$

This expression contains the flux in both the diamagnetic and radial directions. The flux-surface averaged radial flux becomes

$$\begin{aligned} Z e \langle \boldsymbol{\Gamma}_z \cdot \nabla \psi \rangle &= \left\langle \frac{\mathbf{B} \times \nabla \psi}{B^2} \cdot \mathbf{R}_z \right\rangle \\ &+ Z e \left\langle n_z \frac{\mathbf{B} \times \nabla \psi}{B^2} \cdot \mathbf{E} \right\rangle - \left\langle \frac{\mathbf{B} \times \nabla \psi}{B^2} \cdot \nabla p_z \right\rangle, \end{aligned} \quad (2.7)$$

where ψ is an arbitrary flux-surface label and $\langle \cdot \rangle$ denotes the flux-surface average. Here, the first term on the right is the classical flux, and the second one is the radial flux due to the $\mathbf{E} \times \mathbf{B}$ -drift. As there is no radial current in steady-state (i.e. $\nabla \times \mathbf{B} \cdot \nabla \psi = 0$), we have

$$\langle \mathbf{B} \times \nabla \psi \cdot \nabla X \rangle = 0 \quad (2.8)$$

for any single-valued function X . The last term of (2.7) can thus be rewritten as $\langle p_z \mathbf{B} \times \nabla \psi \cdot \nabla B^{-2} \rangle$, which is the radial flux due to the magnetic drift of a Maxwellian species. The two latter terms in (2.7) thus correspond to the neoclassical flux, and will be denoted by $\langle \boldsymbol{\Gamma}_z \cdot \nabla \psi \rangle^{\text{NC}}$.

Following Calvo *et al.* (2018), we obtain a flux-friction relation by introducing the function w^\dagger , defined through the magnetic differential equation

$$\mathbf{B} \cdot \nabla (n_z w) = -\mathbf{B} \times \nabla \psi \cdot \nabla (n_z B^{-2}), \quad (2.9)$$

so that

$$\begin{aligned} Z e \langle \boldsymbol{\Gamma}_z \cdot \nabla \psi \rangle^{\text{NC}} &= \langle \mathbf{B} \cdot [Z e n_z w \nabla \Phi + w T_i n_z \nabla \ln n_z] \rangle \\ &= \langle B w R_{z\parallel} \rangle \end{aligned} \quad (2.10)$$

where we have used parallel force-balance to relate the gradients to the friction force $R_{z\parallel}$. An expression for $R_{z\parallel}$ is presented in Sec. 3. To calculate the friction force, we must however know the parallel impurity flux, which is the subject of the next section.

2.2. Parallel impurity flux

From (2.6), we get the impurity flux in the $\mathbf{B} \times \nabla \psi$ -direction (denoted with a \wedge subscript) as

$$\boldsymbol{\Gamma}_{z\wedge} = \frac{\mathbf{B} \times \nabla \psi}{Z e B^2} \left(Z e n_z \frac{\partial \Phi}{\partial \psi} + \frac{\partial p_z}{\partial \psi} - \frac{\mathbf{R}_z \cdot \nabla \psi}{|\nabla \psi|^2} \right). \quad (2.11)$$

In a confined plasma, the radial fluxes and thus the radial friction will be small, so we can neglect $\mathbf{R}_z \cdot \nabla \psi$ in (2.11) and neglect the radial flux in the impurity continuity equation $\nabla \cdot \boldsymbol{\Gamma}_z = 0$. The parallel impurity flux $\Gamma_{z\parallel}$ thus satisfies

$$\mathbf{B} \cdot \nabla (\Gamma_{z\parallel} B^{-1}) = -\nabla \cdot \boldsymbol{\Gamma}_{z\wedge}. \quad (2.12)$$

\dagger Note that Calvo *et al.* (2018) defines U_1 instead of w ; they are related through $U_1 = w n_z / N_z$.

In the $Z \gg 1$ limit, (2.12) thus becomes (recalling $e\tilde{\Phi}/T \sim Z^{-1}$)

$$\mathbf{B} \cdot \nabla (\Gamma_{z\parallel} B^{-1}) = -\frac{d\langle\Phi\rangle}{d\psi} \mathbf{B} \times \nabla\psi \cdot \nabla \left(\frac{n_z}{B^2} \right) - \frac{T_i}{Ze} \mathbf{B} \times \nabla\psi \cdot \nabla \left(\frac{1}{B^2} \frac{\partial n_z}{\partial\psi} \right), \quad (2.13)$$

where we have retained $\frac{\partial n_z}{\partial\psi}$ to account for the fact that steady-state impurity density profiles tend to be Z times larger than those of the bulk ion, i.e. $\partial_\psi n_z/n_z \sim Z d_\psi n_i/n_i \sim Z d_\psi T_i/T_i$ (Helander & Sigmar 2005; Calvo *et al.* 2018).

In the $\Delta \ll 1$ limit, we can use (2.5) to obtain an explicit expression for $\partial_\psi n_z$, resulting in

$$\Gamma_{z\parallel} \equiv n_z V_{z\parallel} = w n_z \left(\frac{d\langle\Phi\rangle}{d\psi} + \frac{T_i}{ZeN_z} \frac{dN_z}{d\psi} \right) B + BK_z, \quad (\Delta \ll 1) \quad (2.14)$$

where $K_z(\psi)$ is an integration constant, and we have dropped $\mathcal{O}(Z^{-1})$ terms.

3. Parallel friction force

With the parallel impurity flux from the previous section, we now have everything needed to calculate the ion-impurity parallel friction.

As the collisions with electrons can be neglected, the friction force on the impurities can be expressed as

$$\mathbf{R}_z \approx \mathbf{R}_{zi} = -\mathbf{R}_{iz} = -\int d^3v m_i \mathbf{v} C_{iz}, \quad (3.1)$$

where \mathbf{R}_{ab} denotes the friction force on species a by species b , and C_{iz} is the ion-impurity collision operator. Since $m_z \gg m_i$ for high- Z impurities, we can use a mass-ratio expanded ion-impurity collision operator

$$C_{iz} = \nu_{iz}^D(v) \left(\mathcal{L}(f_{i1}) + \frac{m_i \mathbf{v} \cdot \mathbf{V}_z}{T_i} f_{i0} \right), \quad (3.2)$$

where $\mathbf{V}_z = \Gamma_z/n_z$ is the flow of the impurities, \mathcal{L} is the Lorentz operator (Helander & Sigmar 2005), f_{i1} the order ρ_* part of the ion distribution function, and the collision frequency ν_{iz}^D is

$$\nu_{iz}^D = \frac{n_z Z^2 e^4 \ln \Lambda}{4\pi m_i^2 \epsilon_0^2 v^3}. \quad (3.3)$$

The lowest order ion distribution function f_{i0} is taken to be a stationary Maxwell-Boltzmann distribution, and to calculate the parallel friction force we only need the gyrophase-independent part of f_{i1} (which we denote by F_{i1}). This function is given by the ion drift-kinetic equation

$$v_{\parallel} \nabla_{\parallel} F_{i1} + \mathbf{v}_d \cdot \nabla f_{i0} = C_i, \quad (3.4)$$

where gradients are taken with $\mathcal{E} = mv^2/2 + e\Phi$ and $\mu = m_i v_{\perp}^2/(2B)$ fixed – although we will later make use of the fact that the potential energy is approximately constant over an ion orbit and use the approximate invariants v and $\lambda = v_{\perp}^2/(v^2 B)$ as velocity coordinates.

The collision operator is approximately given by collisions with bulk ions and impurities, $C_i \approx C_{iz} + C_{ii}$, and we use a model operator for ion-ion collisions

$$C_{ii} = \nu_{ii}^D(v) \left(\mathcal{L}(F_{i1}) + \frac{m_i \mathbf{v} \cdot \mathbf{U}}{T_i} f_{i0} \right), \quad (3.5)$$

where \mathbf{U} is determined by momentum conservation and the collision frequency is

$$v_{ii}^D = \frac{n_i e^4 \ln \Lambda}{4\pi m_i^2 \epsilon_0^2 v^3} (\operatorname{erf}(v/v_{Ti}) - G(v/v_{Ti})), \quad (3.6)$$

where erf is the error function and G the Chandrasekhar function (Helander & Sigmar 2005).

We will assume that C_i is smaller than the other terms in (3.4) and expand $F_{i1} = F_{i1(-1)} + F_{i1(0)} + F_{i1(1)} + \dots$ in collisionality, so that

$$v_{\parallel} \nabla_{\parallel} F_{i1(-1)} = 0 \quad (3.7)$$

$$v_{\parallel} \nabla_{\parallel} F_{i1(0)} + \mathbf{v}_d \cdot \nabla f_{i0} = C_i [F_{i1(-1)}] \quad (3.8)$$

$$v_{\parallel} \nabla_{\parallel} F_{i1(1)} = C_i [F_{i1(0)}]. \quad (3.9)$$

We solve (3.7), (3.8) and (3.9) as in Newton *et al.* (2017), except that we allow n_z to vary on the flux-surface, which makes the expressions less compact; the details are thus relegated to appendices A–D.

The parallel friction force becomes

$$R_{iz\parallel} = \frac{n_i m_i}{\tau_{iz}} \left(V_{z\parallel} - \frac{T_i}{e} \left[A_{i1} - \frac{3}{2} A_{i2} \right] B u - B P(\psi) \right), \quad (3.10)$$

where $A_{i1} = \frac{d \ln p_i}{d\psi} + \frac{e}{T_i} \frac{d\langle \Phi \rangle}{d\psi}$ and $A_{2i} = \frac{d \ln T_i}{d\psi}$ are the ion thermodynamic forces; $\tau_{iz}^{-1} = Z^2 n_z e^4 \ln \Lambda / (3\pi^{3/2} m_i^2 \epsilon_0^2 v_{Ti}^3)$; $P(\psi)$ is a flux-surface constant defined in (B 2); $V_{z\parallel}$ is obtained from (2.12) combined with the solvability condition to (2.2), as described in Appendix D; u satisfies the magnetic equation

$$\mathbf{B} \cdot \nabla u = -\mathbf{B} \times \nabla \psi \cdot \nabla B^{-2}, \quad (3.11)$$

with $u = 0$ at the maximum of B .

Equation 3.10 can be used to solve for n_z from the parallel momentum equation (2.2), given a mechanism to set $\tilde{\Phi}$. We will not attempt such a daunting task at this time, and instead consider the $\Delta \ll 1$ limit in the following section. In this limit, the form of $V_{z\parallel}$ is known from (2.14), so the parallel friction becomes

$$\begin{aligned} R_{iz\parallel} \frac{n_z \tau_{iz}}{n_i m_i} &= \left[n_z w B - n_z B \frac{\langle w B^2 \rangle}{\langle B^2 \rangle} \right] \frac{T_i}{e} \left(\frac{e}{T_i} \frac{d\langle \Phi \rangle}{d\psi} + \frac{1}{Z N_z} \frac{d N_z}{d\psi} \right) + \left[B - n_z B \frac{\langle \frac{B^2}{n_z} \rangle}{\langle B^2 \rangle} \right] K_z \\ &\quad - \left[n_z u B - n_z B \frac{\langle u B^2 \rangle}{\langle B^2 \rangle} \right] \frac{T_i}{e} \left[A_{i1} - \frac{3}{2} A_{i2} \right], \end{aligned} \quad (3.12)$$

where K_z is determined by the solvability condition, and is given by

$$\begin{aligned} K_z(\psi) &= - \left\langle \frac{B^2}{n_z} (1 - c_4 \alpha) \right\rangle^{-1} \langle (1 - c_4 \alpha) w B^2 \rangle \frac{T_i}{e} \left(\frac{e}{T_i} \frac{d\langle \Phi \rangle}{d\psi} + \frac{1}{Z N_z} \frac{d N_z}{d\psi} \right) \\ &\quad + \left\langle \frac{B^2}{n_z} (1 - c_4 \alpha) \right\rangle^{-1} (c_2 + \langle u B^2 \rangle [c_1 + 1]) \frac{T_i}{e} A_{1i} \\ &\quad + \left\langle \frac{B^2}{n_z} (1 - c_4 \alpha) \right\rangle^{-1} \left(c_3 - \frac{5}{2} c_2 - \langle u B^2 \rangle \left[c_1 \eta + \frac{3}{2} \right] \right) \frac{T_i}{e} A_{2i}, \end{aligned} \quad (3.13)$$

where $\alpha = Z^2 n_z / n_i$; $\eta \approx 1.17$; the c_i are flux-surface constants which depend on the

magnetic geometry and the impurity density variations on the flux-surface, and are defined in equations (D3)–(D6).

4. Impurities in the $\Delta \ll 1$ limit

In the $\Delta \ll 1$ limit, with $n_z = n_{z0} + n_{z1} + \dots$ and $\tilde{\Phi} = \tilde{\Phi}_0 + \tilde{\Phi}_1 + \dots$, the zeroth-order parallel momentum equation becomes

$$T_z \nabla_{\parallel} n_{z0} = -Z e n_{z0} \nabla_{\parallel} \tilde{\Phi}_0, \quad (4.1)$$

so the zeroth order impurity density is given by a Boltzmann response to $\tilde{\Phi}_0$

$$n_{z0} = N_z(\psi) e^{-Z e \tilde{\Phi}_0 / T_z}, \quad (4.2)$$

where N_z , sometimes referred to as the *pseudo-density*, is a flux-function. Here, we assume that $\tilde{\Phi}_0$ is known and set by a mechanism unrelated to flux-surface variation in n_z . This is appropriate, since we know that n_{z0} cannot give rise to a non-zero $\tilde{\Phi}$, so that n_z gives no contribution to $\tilde{\Phi}$ to this order; recall the discussion below (2.5).

If (4.2) is used to write $\tilde{\Phi}_0$ in terms of n_{z0} , the first-order parallel momentum equation becomes

$$T_z n_{z0} \nabla_{\parallel} \left(\frac{n_{z1}}{n_{z0}} + \frac{Z e}{T_z} \tilde{\Phi}_1 \right) = R_{z\parallel} [n_{z0}], \quad (4.3)$$

which has the solvability condition $\langle n_{z0}^{-1} B R_{z\parallel} [n_{z0}] \rangle = 0$. This is the same solvability condition as that of the exact equation (2.2), except with $n_z \rightarrow n_{z0}$, which implies that the flux to order Δ^1 can be consistently calculated from (2.10) with n_{z0} .

We thus have

$$\langle \mathbf{I}_z \cdot \nabla \psi \rangle^{\text{NC}} = \frac{1}{Z e} \langle w_0 B R_{z\parallel} [n_{z0}] \rangle, \quad (4.4)$$

where w_0 is given by (2.9) but with $n_z \rightarrow n_{z0}$, and $-R_{z\parallel}$ is given by (3.12). The resulting flux can be written

$$\frac{\langle \mathbf{I}_z \cdot \nabla \psi \rangle^{\text{NC}}}{\langle n_{z0} \rangle} = D_{\tilde{\Phi}}^{\text{NC}} \frac{e}{T_i} \frac{d \langle \Phi \rangle}{d \psi} - \frac{1}{Z} D_{N_z}^{\text{NC}} \frac{d \ln N_z}{d \psi} - D_{n_i}^{\text{NC}} \frac{d \ln n_i}{d \psi} - D_{T_i}^{\text{NC}} \frac{d \ln T_i}{d \psi}, \quad (4.5)$$

where

$$D_{\tilde{\Phi}}^{\text{NC}} = \frac{m_i n_i T_i}{Z e^2 \langle n_{z0} \rangle n_{z0} \tau_{iz0}} \left[\langle n_{z0} w_0 (u - w_0) B^2 \rangle - \frac{\langle n_{z0} w_0 B^2 \rangle}{\langle B^2 \rangle} \langle (u - w_0) B^2 \rangle \right. \\ \left. + \frac{\frac{\langle n_{z0} w_0 B^2 \rangle}{\langle B^2 \rangle} \left\langle \frac{B^2}{n_{z0}} \right\rangle - \langle w_0 B^2 \rangle}{\left\langle \frac{B^2}{n_{z0}} (1 - c_4 \alpha) \right\rangle} (c_2 + \langle (u - w_0) B^2 \rangle + c_1 \langle u B^2 \rangle + c_4 \langle \alpha w_0 B^2 \rangle) \right] \quad (4.6)$$

$$D_{N_z}^{\text{NC}} = \frac{m_i n_i T_i}{Z e^2 \langle n_{z0} \rangle n_{z0} \tau_{iz0}} \left[\langle n_{z0} w_0^2 B^2 \rangle - \langle n_{z0} w_0 B^2 \rangle \frac{\langle w_0 B^2 \rangle}{\langle B^2 \rangle} \right. \\ \left. + \frac{\frac{\langle n_{z0} w_0 B^2 \rangle}{\langle B^2 \rangle} \left\langle \frac{B^2}{n_{z0}} \right\rangle - \langle w_0 B^2 \rangle}{\left\langle \frac{B^2}{n_{z0}} (1 - c_4 \alpha) \right\rangle} \langle (1 - c_4 \alpha) w_0 B^2 \rangle \right] \quad (4.7)$$

$$D_{n_i}^{\text{NC}} = -\frac{m_i n_i T_i}{Ze^2 \langle n_{z0} \rangle n_{z0} \tau_{iz0}} \left[\langle n_{z0} w_0 u B^2 \rangle - \langle n_{z0} w_0 B^2 \rangle \frac{\langle u B^2 \rangle}{\langle B^2 \rangle} \right. \\ \left. + \frac{\frac{\langle n_{z0} w_0 B^2 \rangle}{\langle B^2 \rangle} \left\langle \frac{B^2}{n_{z0}} \right\rangle - \langle w_0 B^2 \rangle}{\left\langle \frac{B^2}{n_{z0}} (1 - c_4 \alpha) \right\rangle} (c_2 + \langle u B^2 \rangle [c_1 + 1]) \right] \quad (4.8)$$

$$D_{T_i}^{\text{NC}} = \frac{m_i n_i T_i}{Ze^2 \langle n_{z0} \rangle n_{z0} \tau_{iz0}} \left[\frac{1}{2} \left(\langle n_{z0} w_0 u B^2 \rangle - \langle n_{z0} w_0 B^2 \rangle \frac{\langle u B^2 \rangle}{\langle B^2 \rangle} \right) \right. \\ \left. - \frac{\frac{\langle n_{z0} w_0 B^2 \rangle}{\langle B^2 \rangle} \left\langle \frac{B^2}{n_{z0}} \right\rangle - \langle w_0 B^2 \rangle}{\left\langle \frac{B^2}{n_{z0}} (1 - c_4 \alpha) \right\rangle} \left(c_3 - \frac{3}{2} c_2 - \langle u B^2 \rangle \left[c_1 (\eta - 1) + \frac{1}{2} \right] \right) \right], \quad (4.9)$$

with τ_{iz0} given by the expression for τ_{iz} , but with $n_z \rightarrow n_{z0}$. From (4.6), we see that the flux due to the radial electric field is generally non-zero, but that it vanishes when n_{z0} is constant on the surface. The non-zero D_{Φ}^{NC} can in fact dominate the other neoclassical transport coefficients, as will be seen in Sec. 6.

4.1. Trace limit

The transport coefficients in (4.6) – (4.9) simplify somewhat in the trace limit, where all the c_i reduce the expressions in terms of standard functions of geometry. Using (E 9) – (E 12), we get that

$$D_{\Phi}^{\text{NC}} = \frac{m_i n_i T_i}{Ze^2 \langle n_{z0} \rangle n_{z0} \tau_{iz0}} \left(\langle n_{z0} w_0 (u - w_0) B^2 \rangle + \frac{\langle w_0 B^2 \rangle^2}{\left\langle \frac{B^2}{n_{z0}} \right\rangle} - \frac{\langle u B^2 \rangle}{\langle B^2 \rangle} \langle n_{z0} w_0 B^2 \rangle \right. \\ \left. + \left[\frac{\langle n_{z0} w_0 B^2 \rangle}{\langle B^2 \rangle} - \frac{\langle w_0 B^2 \rangle}{\left\langle \frac{B^2}{n_{z0}} \right\rangle} \right] \frac{(f_s + \langle u B^2 \rangle)}{1 - f_c} \right) \quad (4.10)$$

$$D_{N_z}^{\text{NC}} = \frac{m_i n_i T_i}{Ze^2 \langle n_{z0} \rangle n_{z0} \tau_{iz0}} \left(\langle n_{z0} w_0^2 B^2 \rangle - \frac{\langle w_0 B^2 \rangle^2}{\left\langle \frac{B^2}{n_{z0}} \right\rangle} \right) \quad (4.11)$$

$$D_{n_i}^{\text{NC}} = -\frac{m_i n_i T_i}{Ze^2 \langle n_{z0} \rangle n_{z0} \tau_{iz0}} \left(\langle n_{z0} w_0 u B^2 \rangle - \frac{\langle u B^2 \rangle}{\langle B^2 \rangle} \langle n_{z0} w_0 B^2 \rangle \right. \\ \left. + \left[\frac{\langle n_{z0} w_0 B^2 \rangle}{\langle B^2 \rangle} - \frac{\langle w_0 B^2 \rangle}{\left\langle \frac{B^2}{n_{z0}} \right\rangle} \right] \frac{(f_s + \langle u B^2 \rangle)}{1 - f_c} \right) \quad (4.12)$$

$$D_{T_i}^{\text{NC}} = \frac{1}{2} \frac{m_i n_i T_i}{Ze^2 \langle n_{z0} \rangle n_{z0} \tau_{iz0}} \left(\langle n_{z0} w_0 u B^2 \rangle - \frac{\langle u B^2 \rangle}{\langle B^2 \rangle} \langle n_{z0} w_0 B^2 \rangle \right. \\ \left. + \left[\frac{\langle n_{z0} w_0 B^2 \rangle}{\langle B^2 \rangle} - \frac{\langle w_0 B^2 \rangle}{\left\langle \frac{B^2}{n_{z0}} \right\rangle} \right] \frac{(f_s + \langle u B^2 \rangle)}{1 - f_c} (1 + (2\eta - 3)f_c) \right), \quad (4.13)$$

which are the expressions we will use in Sec. 6.

5. Classical transport

Finally, we calculate the classical flux, given by the first term in (2.7). Using our mass-ratio expanded collision operator and momentum conservation, the perpendicular friction becomes

$$\mathbf{R}_{zi\perp} = - \int d^3v m_i \nu_{iz}^D(v) \left(\mathbf{v}_\perp \mathcal{L}(f_{i1}) + \frac{m_i \mathbf{v}_\perp \mathbf{v} \cdot \mathbf{V}_z}{T_i} f_{i0} \right), \quad (5.1)$$

where $\mathbf{v}_\perp = \mathbf{v} - v_\parallel \mathbf{b}$ with $v_\parallel = \mathbf{v} \cdot \mathbf{b}$.

In (5.1), only the gyrophase-dependent part of f_{i1} contributes to the first term, and only the perpendicular impurity flow contributes to the last. The gyrophase dependent part of f_{i1} (which we denote \tilde{f}_{i1}) is given by (Hazeltine 1973)

$$\tilde{f}_{i1} = -\rho_i \cdot \nabla f_{i0}, \quad (5.2)$$

where the gyroradius vector is

$$\rho_i = \rho_i (\mathbf{e}_2 \sin \gamma + \mathbf{e}_3 \cos \gamma) = \mathbf{b} \times \mathbf{v}_\perp / \Omega_i, \quad (5.3)$$

with $\{\mathbf{b}, \mathbf{e}_2, \mathbf{e}_3\}$ an orthonormal set of vectors, and $\Omega_i = eB/m_i$. Thus, we have everything required to calculate the perpendicular friction, which becomes

$$\mathbf{R}_{zi\perp} = \frac{m_i n_i}{\tau_{iz}} \frac{T_i}{eB} \mathbf{b} \times \nabla \psi \left[A_{1i} - \frac{3}{2} A_{2i} \right] - \frac{n_i m_i}{\tau_{iz}} \mathbf{V}_{z\perp}. \quad (5.4)$$

Using the same approximations and assumptions as in the neoclassical expressions, we have $\mathbf{V}_{z\perp} = \frac{T_i}{eB} \left(\frac{e}{T_i} \frac{d\langle \Phi \rangle}{d\psi} + \frac{1}{ZN_z} \frac{dN_z}{d\psi} \right)$, and thus obtain

$$\mathbf{R}_{zi\perp} = \frac{m_i n_i}{n_z \tau_{iz}} n_z \frac{\mathbf{B} \times \nabla \psi}{B^2} \frac{T_i}{e} \left[\frac{d \ln n_i}{d\psi} - \frac{1}{2} \frac{d \ln T_i}{d\psi} - \frac{1}{ZN_z} \frac{dN_z}{d\psi} \right], \quad (5.5)$$

resulting in the classical impurity flux

$$\begin{aligned} \langle \mathbf{I}_z \cdot \nabla \psi \rangle^C &\equiv \frac{1}{Ze} \left\langle \frac{\mathbf{B} \times \nabla \psi}{B^2} \cdot \mathbf{R}_z \right\rangle \\ &= \frac{m_i n_i}{Z e n_z \tau_{iz}} \left\langle n_z \frac{|\nabla \psi|^2}{B^2} \right\rangle \frac{T_i}{e} \left[\frac{d \ln n_i}{d\psi} - \frac{1}{2} \frac{d \ln T_i}{d\psi} - \frac{1}{ZN_z} \frac{dN_z}{d\psi} \right], \end{aligned} \quad (5.6)$$

or

$$\langle \mathbf{I}_z \cdot \nabla \psi \rangle^C = - \langle n_{z0} \rangle \left(\frac{1}{Z} D_{N_z}^C \frac{d \ln N_z}{d\psi} + D_{n_i}^C \frac{d \ln n_i}{d\psi} + D_{T_i}^C \frac{d \ln T_i}{d\psi} \right). \quad (5.7)$$

The classical flux is often neglected as smaller than the neoclassical flux. To get a simple estimate of its importance, we take the homogeneous n_z limit of (4.5) and (5.6), so that the ratio of classical to neoclassical flux depends purely on geometry

$$\frac{\langle \mathbf{I}_z \cdot \nabla \psi \rangle^C}{\langle \mathbf{I}_z \cdot \nabla \psi \rangle^{NC}} = \frac{\left\langle \frac{|\nabla \psi|^2}{B^2} \right\rangle \langle B^2 \rangle}{\left(\langle u^2 B^2 \rangle \langle B^2 \rangle - \langle u B^2 \rangle^2 \right)}. \quad (5.8)$$

This ratio is indeed small in conventional tokamaks and stellarators (it is ~ 0.1 – 0.6 in ASDEX Upgrade, and ~ 0.1 – 1 in LHD), but it is ~ 3 – 3.5 in a standard W7-X configuration.

W7-X differs from LHD in that it has been optimized to have a low ratio of parallel to perpendicular current. To see how this affects the ratio (5.8), we can express the parallel current in the following way: Charge conservation imposes $\nabla \cdot \mathbf{j} = 0$, where \mathbf{j} is the current density. Assuming that the equilibrium magnetic field can be written as $\mathbf{j} \times \mathbf{B} = \nabla p$,

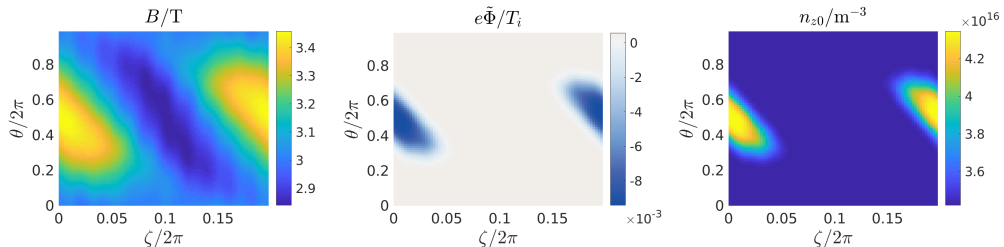


Figure 1: (left) A W7-X standard configuration vacuum field, with (middle) $\tilde{\Phi}$ and (right) n_{z0} , for $\tilde{\Phi}(B) = \tilde{\Phi}(B_0)e^{-(B-B_0)^2/(2\sigma^2)} - X$ with $B_0 = B_{\max}$, $\tilde{\Phi}(B_0) = -10$ V and $\sigma = 0.1|B_{\max} - B_{\min}|$, $Z = 24$, $\langle n_z \rangle = 3.472 \times 10^{16} \text{ m}^{-3}$, and $T_i = T_z = 1$ keV. X is an integration constant set to make $\langle \tilde{\Phi} \rangle = 0$.

where p is the total pressure $p = \sum_a p_a$, which is assumed to be a flux-function to the required order, the parallel current density becomes $j_{\parallel} = uB \frac{dp}{d\psi}$. The ratio of parallel and perpendicular current then becomes

$$\frac{j_{\parallel}}{|j_{\perp}|} = \frac{uB}{|\mathbf{B} \times \nabla\psi/B^2|}, \quad (5.9)$$

which can be made small by making $u/|\nabla\psi|$ small, which simultaneously makes (5.8) large. The classical flux remains large even when n_z varies on the flux-surface, as we will see in the next section.

6. Wendelstein 7-X test case

To explore the implications of the flux-surface variation of n_{z0} in (4.6)–(4.9), we consider a scenario where $\tilde{\Phi}$ is given by

$$\tilde{\Phi}(B) = \tilde{\Phi}(B_0)e^{-(B-B_0)^2/(2\sigma^2)} - X, \quad (6.1)$$

where $\tilde{\Phi}(B_0)$ is the amplitude of the potential, B_0 is an extremum of B , σ gives the width of $\tilde{\Phi}$, and X is an integration constant chosen to make $\langle \tilde{\Phi} \rangle = 0$. The above $\tilde{\Phi}$ is intended to roughly emulate a potential perturbation due fully-circulating fast (collisionless) particles, although we are primarily interested in (6.1) as a simple test case, and will not be so concerned with whether it is a realistic fast-particle response.

We take B from a Wendelstein 7-X vacuum field[†], and solve the magnetic differential equations for u and w numerically for this field. The magnetic field in Boozer coordinates (with ζ , θ being toroidal and poloidal angle, respectively) is visualized in Fig. 1, together with an example $\tilde{\Phi}$ and the resulting n_{z0} for $Z = 24$ and $\langle n_z \rangle = 3.472 \times 10^{16} \text{ m}^{-3}$.

To investigate the effects of a localized n_z distribution, we performed a scan where the amplitude of the potential perturbation is increased. Specifically, the potential perturbation is centred at B_{\max} or B_{\min} , and the amplitude $\tilde{\Phi}(B_0)$ is scanned from $e\tilde{\Phi}/T_z = -0.1$ to $e\tilde{\Phi}/T_z = 0.1$ – where a negative/positive sign corresponds to impurities accumulating/decumulating at B_{\max} or B_{\min} . The ion temperature and density are $T_i = 1$ keV and $n_i = 2 \times 10^{20} \text{ m}^{-3}$; m_i is taken as the proton mass. These values give $Z^2 \langle n_z \rangle / n_i = 0.1$, so the impurities are trace. For these parameters, the collisionalities

[†] We use a W7-X standard configuration at normalized radius $r_N = 0.6$, where $r_N = \sqrt{\psi_t/\psi_{t,\text{LCFS}}}$, with ψ_t the toroidal flux and $\psi_{t,\text{LCFS}}$ its value at the last-closed flux-surface. The data is available at (Verified 2018-05-31)

<https://github.com/landreman/sfincs/blob/master/equilibria/w7x-sc1.bc>

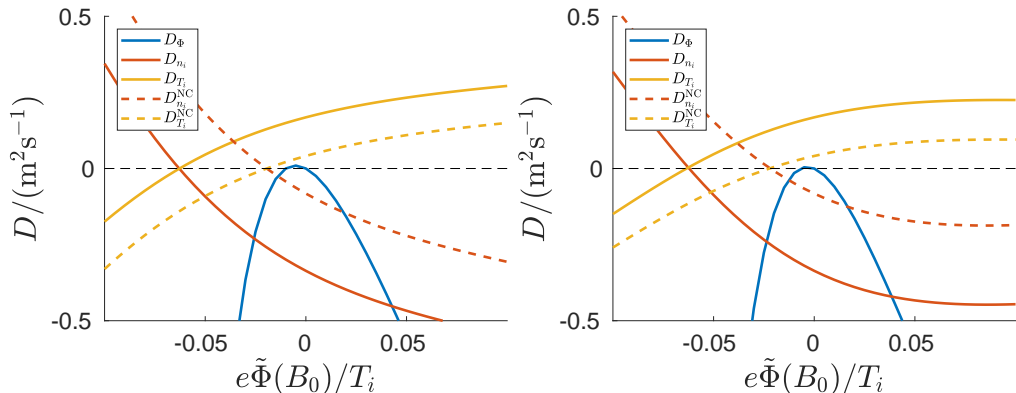


Figure 2: Transport coefficients, for different potential perturbation amplitudes $\tilde{\Phi}(B_0)$, for $\tilde{\Phi}$ localized around (left) B_{\max} and (right) B_{\min} . $T_i = 1$ keV and $n_i = 2 \times 10^{20} \text{ m}^{-3}$, $\sigma = 0.1|B_{\max} - B_{\min}|$, $Z = 24$, $\langle n_z \rangle = 3.472 \times 10^{16} \text{ m}^{-3}$; D^{NC} refers to the neoclassical transport coefficients, while D is the sum of classical and neoclassical. At amplitudes roughly within $e\tilde{\Phi}/T_i \in [-0.007, 0]$, the flux due to an inward radial electric field is outward but very weak.

are $\hat{\nu}_{ii} = 0.096$ and $\hat{\nu}_{zz} = 5.55$, where we have used $L_{\parallel} = (G + \iota I)/B_{00}$ as a proxy for the length-scale for parallel variations; here ι is the rotational transform, G and I are related to the magnetic field and defined in section 2.5 of Helander (2014), B_{00} is the $n = m = 0$ Fourier-component of B in Boozer coordinates.

The resulting transport coefficients are shown in Fig. 2. In the figures, D (without superscript index) refers to the sum of neoclassical and classical D 's. For comparison, we also show D^{NC} ; D_{N_z} is not shown, since $D_{N_z} = -D_{\Phi} - D_{n_i}$, and the Schwarz inequality causes it to always be non-negative, so that the question of whether impurities accumulate can be answered without its exact value. As indicated in Sec. 5, classical transport is dominant for this field configuration at $\tilde{\Phi} = 0$, but we also see that the transport due to the radial electric field starts to dominate already at $e\tilde{\Phi}(B_0)/T_i \sim 0.02$. When the radial electric field does not dominate, the impurities will be driven outwards when the temperature gradient is strong enough, i.e. we have *temperature screening*. Specifically, temperature screening occurs when $d_{\psi} \ln T_i \geq -D_{n_i} d_{\psi} \ln n_i / D_{T_i} \approx 2d_{\psi} \ln n_i$, and thus depends on the ratio D_{n_i}/D_{T_i} . This ratio is equal to -2 to within 1% in the $\tilde{\Phi}$ -amplitude window when radial electric field does not dominate, so the temperature screening condition is essentially unaffected, despite the transport coefficients D_{n_i} and D_{T_i} varying by approximately 25% in this window. We also see that both when $B_0 = B_{\max}$ and $B_0 = B_{\min}$, there is a very narrow amplitude range, roughly $e\tilde{\Phi}(B_0)/T_i \in [-0.007, 0]$, in which the impurity flux due to an inward radial electric field is weakly positive.

From Fig. 2, we also see that most of the variation in D_{n_i} and D_{T_i} comes from the neoclassical flux. This can partly be understood from the simpler form of the classical flux (5.6), where the dependence on n_z is linear, so that the localized n_z perturbation due to $\tilde{\Phi}$ merely acts as a weight in the geometric factor $\langle n_z |\nabla \psi|^2 / B^2 \rangle$, which here gives a small effect when integrated over the flux-surface. In contrast, the neoclassical flux (4.5) is non-linear in n_z , and the total flux through the flux-surface is set by a balance between inward and outward fluxes at different points on the flux-surface.

To investigate the effects of more localized n_{z0} , we scanned the width of $\tilde{\Phi}$, while keeping X and $\langle n_{z0} \rangle$ constant. For small σ , this results in n_{z0} that are very localized

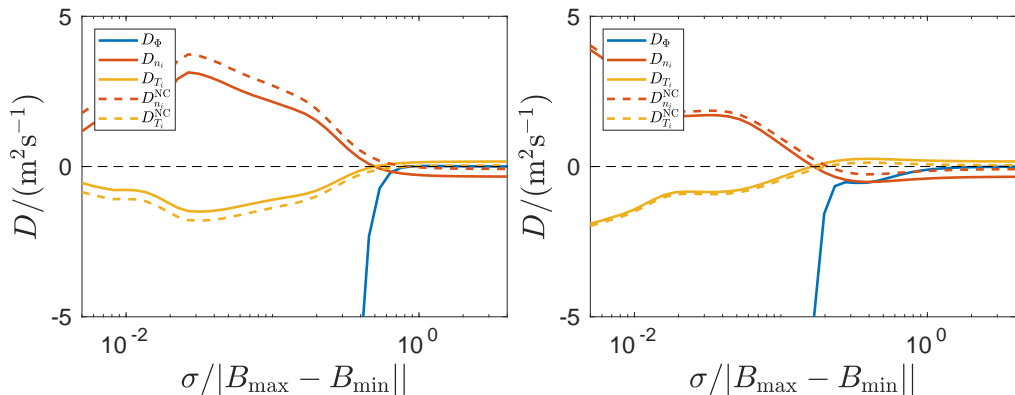


Figure 3: Transport coefficient for varying σ , for $\tilde{\Phi}$ given by (6.1), with $eX/T_i = -0.025$ and $\tilde{\Phi}(B_0)$ set to make $\langle \tilde{\Phi} \rangle = 0$. The potential is centered around (left) B_{\max} , and (right) B_{\min} . Unless otherwise stated, quantities have the same value as in Fig. 2.

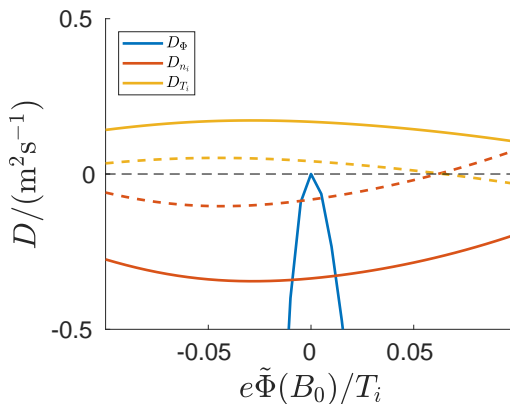


Figure 4: Figure corresponding to Fig. 2, but with n_{z0} concentrated around (or repelled from) the $B = (B_{\min}/2 + B_{\max}/2)$ contour.

around the extremum of B . The result is shown in Fig. 3. From the figure, we see that $D_{\tilde{\Phi}}^{\text{NC}}$ diverges for localized n_{z0} . This is due to the w_0^2 terms in $D_{\tilde{\Phi}}^{\text{NC}}$: $n_{z0}w_0$ obtained from (2.9) is not localized to regions where n_{z0} is localized, which results in a large w_0 where n_{z0} is small. In contrast, the $D_{n_i}^{\text{NC}}$ and $D_{T_i}^{\text{NC}}$ remains finite, as w_0 only appears together with an n_{z0} in those terms. In comparison to the neoclassical transport coefficients, the classical coefficients are only moderately affected by a more localized n_{z0} , for the same reasons as discussed in relation to the amplitude scan above.

To see whether this conclusion holds for more general n_{z0} , we let B_0 in (6.1) be a non-extremum point (within the flux surface), i.e. $B_0 \in (B_{\min}, B_{\max})$. The resulting density distributions n_{z0} will be concentrated or repelled from a contours of B , rather than points, and do not necessarily represent realistic density variations: rather, they provide simple test cases very different from those considered above, and thus give an indication of how general the above conclusions are.

For $B_0 = B_{\min}/2 + B_{\max}/2$, the resulting D 's are displayed in Fig. 4. Here, the $D_{\tilde{\Phi}}$ increases rapidly with the amplitude, and dominates the flux except for a small interval

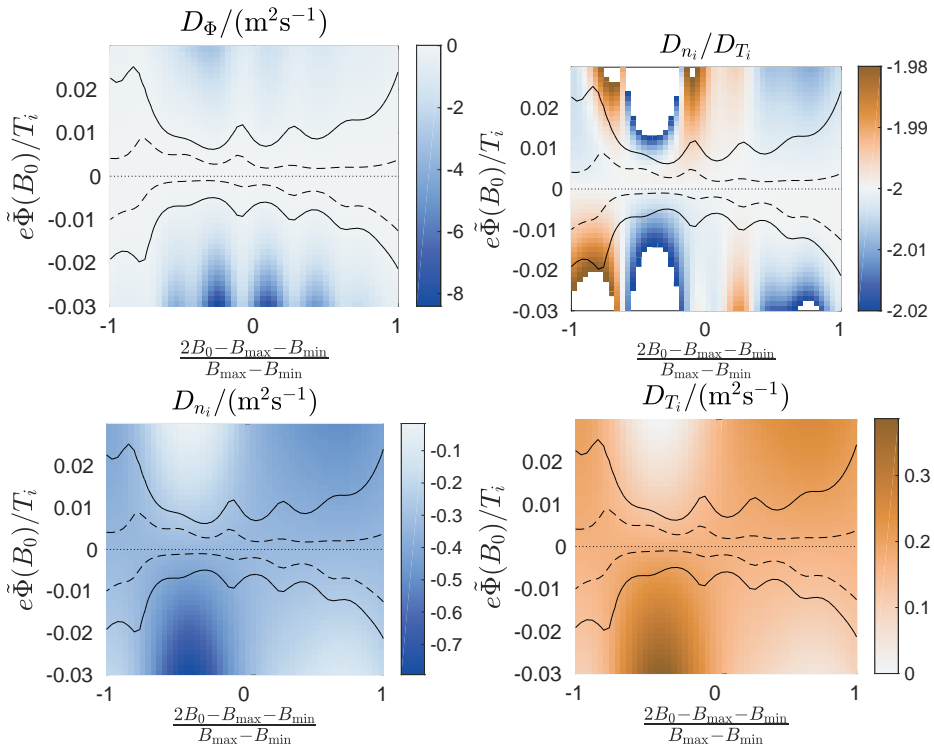


Figure 5: Transport coefficient when B_0 is changed from B_{\min} to B_{\max} . Apart from B_0 , quantities have the same values as in Fig. 2. The black lines indicate potential amplitudes at which the radial electric field start to dominate: the solid line is where $D_\Phi = D_{n_i} + D_{T_i}$, the dashed is where $10D_\Phi = D_{n_i} + D_{T_i}$. **Top-right figure:** D_{n_i}/D_{T_i} , which is within 1% of 2 for amplitudes where $D_{n_i} + D_{T_i} \geq D_\Phi$ (deviations larger than 1% are white in the figure).

about 0. Meanwhile, D_{T_i} and D_{n_i} are barely affected, with a slight reduction in magnitude when the impurities are repelled from B_0 .

To connect this result to when B_0 is an extremum, we scanned B_0 from B_{\min} to B_{\max} . The resulting D 's are shown in Fig. 5. Looking at D_Φ , we see that as we go from $B_0 = B_{\min}/2 + B_{\max}/2$ ($x = 0$ in the figure) towards the extrema ($x = 1$ and $x = -1$), D_Φ tends to become less sensitive to the amplitude.

From the top-right figure in Fig. 5, we see that for all B_0 , D_{n_i}/D_{T_i} changes by less than 1% within the amplitude interval where D_Φ is small enough to not notably affect temperature screening (this interval is within or slightly outside the dashed lines, which show where $10D_\Phi = D_{n_i} + D_{T_i}$).

To conclude, it thus appears that strong $\tilde{\Phi}$ perturbations are likely to lead to strong impurity accumulation if the radial electric field is pointing inwards, and that the condition for temperature screening is essentially unchanged from the $\tilde{\Phi} = 0$ case when the $\tilde{\Phi}$ perturbations are weak enough so that the radial electric field is not dominant.

7. Summary & conclusions

We have derived expressions for the radial flux of high- Z collisional impurities when the bulk ions are in the $1/\nu$ regime. In this limit, the impurity temperature is equilibrated with the bulk ions, while the impurity density can vary within the flux-surface. We have

derived an expression for the parallel friction-force acting on the impurities, which can be used to solve for the impurity density variations on the flux-surface, given a mechanism for relating the impurity density to the electrostatic potential.

We considered in detail the trace impurity limit, with the impurity density set by a Boltzmann response to an externally imposed electrostatic potential. Using simple models for $\tilde{\Phi}$ and a W7-X vacuum field, we have seen that large $\tilde{\Phi}$ amplitudes can cause the radial electric field to substantially contribute to the impurity transport, and lead to impurity accumulation when the radial electric field points inward. For smaller $\tilde{\Phi}$ amplitudes, temperature screening can be effective, and the condition for temperature screening is essentially the same as in the $\tilde{\Phi} = 0$ case, meaning that the temperature profile should be at least twice as steep as the density profile for screening to happen. In all cases, the contribution from classical transport is substantial, and even moderate $\tilde{\Phi}$ can cause the electric field to dominate if classical transport is not accounted for.

It is however not straightforward to extrapolate from these results to general $\tilde{\Phi}$, as the neoclassical impurity flux does not depend linearly on n_z , so the flux from a general n_z flux-surface distribution is not a superposition of fluxes from simpler n_z distributions. Realistic $\tilde{\Phi}$ or n_z distributions may be needed to evaluate the fluxes accurately, especially when neoclassical transport is comparable to or stronger than the classical. We refer the interested reader to Calvo *et al.* (2018), where an LHD equilibrium with a $\tilde{\Phi}$ set up by particle trapping effects of the bulk ions is considered.

Acknowledgement

The authors are grateful for the fruitful discussions with the authors of Calvo *et al.* (2018), who considered the same problem independently and in parallel to us, from which we have benefited. This work has been carried out within the framework of the EUROfusion Consortium and has received funding from the Euratom research and training programme 2014-2018 under grant agreement No 633053. The views and opinions expressed herein do not necessarily reflect those of the European Commission. SB and IP were supported by the International Career Grant of Vetenskapsrådet (Dnr. 330-2014-6313) and IP by Marie Skłodowska Curie Actions, Cofund, Project INCA 600398. SB's visit to Greifswald was supported by Chalmersska forskningsfonden.

Appendix A. Solving the ion drift-kinetic equation

In this section, we solve the ion kinetic equation (3.7)–(3.9) for $F_{i1(-1)}$ and $F_{i1(0)}$. The solution follows Newton *et al.* (2017), but here n_z is allowed to vary on the flux-surface. Since we assume $e\tilde{\Phi}/T_i \sim Z^{-1}$, the potential energy of the bulk ions is approximately constant on the flux-surface, and we change variables from \mathcal{E} , μ to the approximate invariants v and λ .

We note that since we only use F_{i1} to calculate the ion-impurity friction force, we only need the part of F_{i1} that is odd in v_{\parallel} . We thus split (3.7)–(3.9) into odd and even equations.

Denoting the odd (even) part of the distribution function with a minus (plus) superscript, the order $\hat{\nu}^{-1}$ equations become

$$v_{\parallel} \nabla_{\parallel} F_{i1(-1)}^{+} = 0 \tag{A1}$$

$$v_{\parallel} \nabla_{\parallel} F_{i1(-1)}^{-} = 0, \tag{A2}$$

which simply states that $F_{i1(-1)}$ is constant along field-lines,

$$F_{i1(-1)} = F_{i1(-1)}(l_0), \quad (\text{A } 3)$$

where l_0 is an arbitrary point on the field line. In the trapped region, this implies that $F_{i1(-1)}^- = 0$, since it must vanish at bounce-points. In the passing region, $F_{i1(-1)}(l_0)$ is set by solvability conditions to the next order equations.

To order $\hat{\nu}^0$, we have that

$$v_{\parallel} \nabla_{\parallel} F_{i1(0)}^+ = C_i^- [F_{i1(-1)}]. \quad (\text{A } 4)$$

$$v_{\parallel} \nabla_{\parallel} F_{i1(0)}^- + \mathbf{v}_d \cdot \nabla f_{i0} = C_i^+ [F_{i1(-1)}]. \quad (\text{A } 5)$$

In the passing region, the odd and even part of $F_{i1(-1)}(l_0)$ can be determined by acting with $\left\langle \frac{B}{v_{\parallel}} \dots \right\rangle$ on equations (A 4)–(A 5), resulting in

$$\left\langle \frac{B}{v_{\parallel}} C_i^- [F_{i1(-1)}] \right\rangle = 0 \quad (\text{A } 6)$$

$$\left\langle \frac{B}{v_{\parallel}} C_i^+ [F_{i1(-1)}] \right\rangle = \left\langle \frac{B}{v_{\parallel}} \mathbf{v}_d \cdot \nabla \psi \right\rangle \partial_{\psi} f_{i0} = 0, \quad (\text{A } 7)$$

where the latter equality follows from writing $\mathbf{v}_d \cdot \nabla \psi = v_{\parallel} (\mathbf{b} \times \nabla \psi) \cdot \nabla \left(\frac{v_{\parallel}}{\Omega_i} \right)$. The odd and even parts of the collision operator are

$$C_i^+ [X] = (\nu_{ii}^D + \nu_{iz}^D) \mathcal{L} X^+ \quad (\text{A } 8)$$

$$C_i^- [X] = (\nu_{ii}^D + \nu_{iz}^D) \mathcal{L} X^- + \frac{m_i f_{i0}}{T_i} v_{\parallel} (\nu_{ii}^D U_{\parallel} + \nu_{iz}^D V_{z\parallel}), \quad (\text{A } 9)$$

with $\mathcal{L} = \frac{2v_{\parallel}}{v^2 B} \frac{\partial}{\partial \lambda} \lambda v_{\parallel} \frac{\partial}{\partial \lambda}$. Equation A 6 implies that $F_{i1(-1)}^+$ is constant in λ , so that $C_i^+ [F_{i1(-1)}] = 0$ in the passing region. The same argument applies to $F_{i1(-1)}^-$, unless there is a parallel impurity flow in (A 9) to order $\hat{\nu}^{-1}$ to act as a source in (A 6). Such order $\hat{\nu}^{-1}$ flows cannot arise in the mixed-collisionality regime, so $F_{i1(-1)}^- = 0$ (Newton *et al.* 2017). However, to make the F_{i1} formulas in this section apply for any impurity collisionality, we will nevertheless allow for $F_{i1(-1)}^- \neq 0$ below, as it turns out to not be inconvenient to calculate $F_{i1(-1)}^-$ together with $F_{i1(0)}^-$.

To solve for $F_{i1(0)}^-$, we note that (A 5) can be formally solved by integrating along a field-line; using l to denote the distance along the field line, we have

$$F_{i1(0)}^-(l) = F_{i1(0)}^-(l_0) + \int_{l_0}^l \frac{dl'}{v_{\parallel}} [C^+ [F_{i1(-1)}] - \mathbf{v}_d \cdot \nabla f_{i0}(l')], \quad (\text{A } 10)$$

where the integration constant $F_{i1(0)}^-(l_0)$ again is set by the solvability condition of the next-order equation. Taking l_0 to be a bounce-point, $B(l_0) = 1/\lambda$, we have that $F_{i1(0)}^-(l_0) = 0$ in the trapped region. To determine $F_{i1(0)}^-(l_0)$ in the passing region, we again act with $\left\langle \frac{B}{v_{\parallel}} \dots \right\rangle$ on the next-order odd equation, which gives

$$\left\langle \frac{B}{v_{\parallel}} C_i^- [F_{i1(0)}] \right\rangle = 0. \quad (\text{A } 11)$$

Note that this is essentially the same equation as (A 6). Thus, the total distribution

$F_{i1} \approx F_{i1(0)} + F_{i1(-1)}$ can be written on the same form as $F_{i1(0)}$, but with an order $\hat{\nu}^{-1}$ contribution to the integration constant $F_{i1}^-(l_0) \approx F_{i1(-1)}^-(l_0) + F_{i1(0)}^-(l_0)$. As such, it is in some sense irrelevant whether parts of $V_{z\parallel}$ are order $\hat{\nu}^{-1}$ or $\hat{\nu}^0$, as $F_{i1(0)} + F_{i1(-1)}$ is not affected by the way this decomposition of $V_{z\parallel}$ is done.

Inserting (A 9) into (A 11) gives the following equation for the integration constant $F_{i1}^-(l_0) = F_{i1(-1)}^-(l_0) + F_{i1(0)}^-(l_0)$

$$\begin{aligned} & \frac{\partial}{\partial \lambda} F_{i1}^-(l_0) \\ &= - \frac{mv^2}{2 \left\langle \left[1 + \frac{\nu_{iz}^D(l)}{\nu_{ii}^D} \right] v_{\parallel} \right\rangle} \left(\frac{1}{e} \left\langle \left[1 + \frac{\nu_{iz}^D(l)}{\nu_{ii}^D} \right] g_4(l, \lambda) \right\rangle \frac{\partial f_{i0}}{\partial \psi} + \frac{1}{T_i} f_{i0} \left\langle B \left[U_{\parallel} + \frac{\nu_{iz}^D(l)}{\nu_{ii}^D} V_{z\parallel} \right] \right\rangle \right), \end{aligned} \quad (\text{A } 12)$$

in the passing region. To account for the $\mathbf{v}_d \cdot \nabla f_{i0}$ term, we have introduced the geometric function (Nakajima *et al.* 1989)

$$g_4(\lambda, l) = v_{\parallel} \int_{l_0}^l dl' (\mathbf{b} \times \nabla \psi) \cdot \nabla \left(\frac{1}{v_{\parallel}} \right). \quad (\text{A } 13)$$

Note that $C_i^+[F_{i1(-1)}] = 0$ in this region. In the trapped region, on the other hand, $F_{i1}^-(l_0) = 0$ but $C_i^+[F_{i1(-1)}] \neq 0$. However, the $C_i^+[F_{i1(-1)}]$ -term nevertheless gives no contribution to the parallel flow or friction force in this region (Helander *et al.* 2017b).

Appendix B. Parallel friction force

Once U_{\parallel} and $V_{z\parallel}$ are known, we can use (A 10) and (A 12) to directly evaluate the parallel friction force acting on the impurities. From our mass-ratio expanded ion-impurity collision operator (3.2) and the self-adjointness of the Lorentz operator, we have

$$\begin{aligned} R_{iz\parallel} &= \int d^3v m_i v_{\parallel} \nu_{iz}^D(v) \left(\frac{m_i v_{\parallel} V_{z\parallel}}{T_i} f_{i0} - F_{i1}^- \right) \\ &= \frac{n_i m_i}{\tau_{iz}} \left(V_{z\parallel} - \frac{T_i}{e} \left[A_{i1} - \frac{3}{2} A_{i2} \right] Bu - BP(\psi) \right), \end{aligned} \quad (\text{B } 1)$$

where u satisfies the magnetic equation (3.11) and P is a flux-function which contains the contribution from the integration constant $F_{i1}^-(l_0)$

$$P(\psi) \equiv \frac{\tau_{iz}}{B n_i} \int d^3v v_{\parallel} \nu_{iz}^D(v) F_{i1}^-(l_0). \quad (\text{B } 2)$$

$P(\psi)$ can be evaluated using (A 12) and partial integration in λ

$$P(\psi) = \frac{\langle BU_{\parallel} \rangle}{\langle B^2 \rangle} b_1 + \frac{\langle \alpha B V_{z\parallel} \rangle}{\langle B^2 \rangle} b_4 + \frac{T_i}{e} \frac{A_{1i} - \frac{5}{2} A_{2i}}{\langle B^2 \rangle} b_2 + \frac{T_i}{e} \frac{A_{2i}}{\langle B^2 \rangle} b_3 \quad (\text{B } 3)$$

where we have introduced

$$b_1 = \frac{m\pi \langle B^2 \rangle}{n_i T_i \{ \nu_D^{iz} \}} \int_0^\infty dv v^4 \nu_D^{iz} f_{i0} \int_0^{1/B_{\max}} d\lambda \lambda \frac{1}{\langle \xi \rangle + \left\langle \frac{\nu_{iz}^D}{\nu_{ii}^D} \xi \right\rangle} \quad (\text{B4})$$

$$b_2 = \frac{m\pi \langle B^2 \rangle}{n_i T_i \{ \nu_D^{iz} \}} \int_0^\infty dv v^4 \nu_D^{iz} f_{i0} \int_0^{1/B_{\max}} d\lambda \lambda \frac{\left[\langle g_4 \rangle + \left\langle \frac{\nu_{iz}^D}{\nu_{ii}^D} g_4 \right\rangle \right]}{\langle \xi \rangle + \left\langle \frac{\nu_{iz}^D}{\nu_{ii}^D} \xi \right\rangle} \quad (\text{B5})$$

$$b_3 = \frac{m\pi \langle B^2 \rangle}{n_i T_i \{ \nu_D^{iz} \}} \int_0^\infty dv v^4 \frac{m_i v^2}{2T_i} \nu_D^{iz} f_{i0} \int_0^{1/B_{\max}} d\lambda \lambda \frac{\left[\langle g_4 \rangle + \left\langle \frac{\nu_{iz}^D}{\nu_{ii}^D} g_4 \right\rangle \right]}{\langle \xi \rangle + \left\langle \frac{\nu_{iz}^D}{\nu_{ii}^D} \xi \right\rangle} \quad (\text{B6})$$

$$b_4 = \frac{m\pi \langle B^2 \rangle}{Z^2 n_z T_i \{ \nu_D^{iz} \}} \int_0^\infty dv v^4 \nu_D^{iz} \frac{\nu_{iz}^D}{\nu_{ii}^D} f_{i0} \int_0^{1/B_{\max}} d\lambda \lambda \frac{1}{\langle \xi \rangle + \left\langle \frac{\nu_{iz}^D}{\nu_{ii}^D} \xi \right\rangle}, \quad (\text{B7})$$

with $\xi = \mathbf{v} \cdot \mathbf{b}/v$. The velocity average $\{\cdot\}$ is defined as

$$\{F(v)\} \equiv \frac{8}{3\sqrt{\pi}} \int_0^\infty dx F(x) x^4 e^{-x^2}, \quad (\text{B8})$$

where $x = v/v_{T_i}$.

To have the boundary terms from the partial integration disappear in (B3), we have defined l_0 through $B(l_0) = B_{\max}$. This makes our choice of l_0 continuous when going from the trapped to the passing region, and thus ensures that $F_{i1}^-(l_0)$ is zero at the trapped-passing boundary $\lambda = 1/B_{\max}$.

Appendix C. Momentum restoring term U_{\parallel}

The momentum restoring term in the ion-ion model collision operator (3.5) is calculated so that ion-ion collisions conserve momentum. Specifically, we have

$$U_{\parallel} = \frac{1}{n_i \{ \nu_{ii}^D \}} \int d^3 v v_{\parallel} \nu_{ii}^D F_{i1}^-. \quad (\text{C1})$$

Inserting F_{i1}^- from (A 10) and using (A 12), we get

$$\begin{aligned} & \langle BU_{\parallel} \rangle (1 - a_1) \\ &= \frac{T_i}{e} \left([a_2 + \langle uB^2 \rangle] A_{1i} + \left[a_3 - \frac{5}{2} a_2 - \langle uB^2 \rangle \eta \right] A_{2i} \right) + a_4 \langle \alpha B V_{z\parallel} \rangle. \end{aligned} \quad (\text{C2})$$

where we have defined the geometry-impurity dependent flux-surface constants

$$a_1 = \frac{m\pi \langle B^2 \rangle}{n_i T_i \{ \nu_{ii}^D \}} \int_0^\infty dv v^4 \nu_{ii}^D f_{i0} \int_0^{1/B_{\max}} d\lambda \lambda \frac{1}{\langle \xi \rangle + \left\langle \frac{\nu_{iz}^D}{\nu_{ii}^D} \xi \right\rangle} \quad (\text{C3})$$

$$a_2 = \frac{m\pi \langle B^2 \rangle}{n_i T_i \{ \nu_{ii}^D \}} \int_0^\infty dv v^4 \nu_{ii}^D f_{i0} \int_0^{1/B_{\max}} d\lambda \lambda \frac{\left[\langle g_4 \rangle + \left\langle \frac{\nu_{iz}^D}{\nu_{ii}^D} g_4 \right\rangle \right]}{\langle \xi \rangle + \left\langle \frac{\nu_{iz}^D}{\nu_{ii}^D} \xi \right\rangle} \quad (\text{C4})$$

$$a_3 = \frac{m\pi \langle B^2 \rangle}{n_i T_i \{ \nu_{ii}^D \}} \int_0^\infty dv v^4 \frac{m_i v^2}{2T_i} \nu_{ii}^D f_{i0} \int_0^{1/B_{\max}} d\lambda \lambda \frac{\left[\langle g_4 \rangle + \left\langle \frac{\nu_{iz}^D}{\nu_{ii}^D} g_4 \right\rangle \right]}{\langle \xi \rangle + \left\langle \frac{\nu_{iz}^D}{\nu_{ii}^D} \xi \right\rangle} \quad (\text{C5})$$

$$a_4 = \frac{m\pi \langle B^2 \rangle}{Z^2 n_z T_i \{\nu_{iz}^{ii}\}} \int_0^\infty dv v^4 \nu_{iz}^D f_{i0} \int_0^{1/B_{\max}} d\lambda \lambda \frac{1}{\langle \xi \rangle + \left\langle \frac{\nu_{iz}^D}{\nu_{iz}^D \xi} \right\rangle}. \quad (\text{C6})$$

Appendix D. Solvability condition and K_z

Equation 2.12 specifies $V_{z\parallel}$ up to a flux-function K_z (c.f. (2.14)). This K_z can be determined from solvability condition of (2.2), which states that

$$\left\langle \frac{BR_{z\parallel}}{n_z} \right\rangle = 0. \quad (\text{D1})$$

Inserting (3.10), the solvability condition becomes

$$\frac{n_i m_i}{n_z \tau_{iz}} \left(\langle BV_{z\parallel} \rangle - \frac{T_i}{e} \left[A_{i1} - \frac{3}{2} A_{i2} \right] \langle uB^2 \rangle - \langle B^2 \rangle P(\psi) \right) = 0. \quad (\text{D2})$$

In the $\Delta \ll 1$ limit, we can insert our expression for $V_{z\parallel}$, (2.14), to solve for K_z . This results in (3.13), where we have defined

$$c_1 = b_1 + a_1 c_1 \implies c_1 = b_1 / (1 - a_1), \quad (\text{D3})$$

$$c_2 = b_2 + a_2 c_1, \quad (\text{D4})$$

$$c_3 = b_3 + a_3 c_1, \quad (\text{D5})$$

$$c_4 = b_4 + a_4 c_1, \quad (\text{D6})$$

for the sake of compactness.

Appendix E. Trace impurity limit of some expressions

In the trace impurity limit, $\alpha \equiv Z^2 n_z / n_i \ll 1$, the a_i , b_j and c_k 's simplify considerably, yielding an expression for K_z in terms of standard geometry functions. Specifically,

$$a_1 = b_1 = f_c, \quad (\text{E1})$$

$$a_2 = b_2 = f_s, \quad (\text{E2})$$

$$a_3 = f_s \left(\frac{5}{2} - \eta \right), \quad (\text{E3})$$

$$b_3 = f_s, \quad (\text{E4})$$

$$a_4 = \frac{f_c \{\nu_D^{iz}\}}{\alpha \{\nu_D^{ii}\}}, \quad (\text{E5})$$

$$b_4 = \frac{f_c \{\nu_D^{iz^2} / \nu_D^{ii}\}}{\alpha \{\nu_D^{iz}\}}. \quad (\text{E6})$$

Note that a_4 and b_4 only appear in terms containing α , which are negligible in the trace-limit. Here,

$$f_c = \frac{3 \langle B^2 \rangle}{4} \int_0^{1/B_{\max}} d\lambda \frac{\lambda}{\langle \xi \rangle} \quad (\text{E7})$$

$$f_s = \frac{3 \langle B^2 \rangle}{4} \int_0^{1/B_{\max}} d\lambda \frac{\lambda \langle g_4 \rangle}{\langle \xi \rangle}, \quad (\text{E8})$$

are standard functions of geometry.

With this, we have that

$$c_1 = \frac{f_c}{1 - f_c}, \quad (\text{E9})$$

$$c_2 = \frac{f_s}{1 - f_c}, \quad (\text{E10})$$

$$c_3 = \frac{f_s}{1 - f_c} \left[1 + f_c \left(\frac{3}{2} - \eta \right) \right], \quad (\text{E11})$$

$$c_4 = \frac{f_c}{\alpha} \left(\frac{\{\nu_D^{zz^2}/\nu_D^{ii}\}}{\{\nu_D^{iz}\}} + \frac{f_c}{1 - f_c} \frac{\{\nu_D^{iz}\}}{\{\nu_D^{ii}\}} \right), \quad (\text{E12})$$

and K_z becomes

$$\begin{aligned} & K_z(\psi) \left\langle \frac{B^2}{n_z} \right\rangle \\ &= \frac{T_i}{e} [f_s + \langle uB^2 \rangle] \left(\left[\frac{f_c}{1 - f_c} + 1 \right] A_{1i} - \left[\frac{\eta f_c}{1 - f_c} + \frac{3}{2} \right] A_{2i} \right) - \frac{d\langle \Phi \rangle}{d\psi} \langle wB^2 \rangle, \end{aligned} \quad (\text{E13})$$

which results in the friction-force

$$\begin{aligned} R_{iz, \parallel} \frac{\tau_{iz}}{n_i m_i} &= \left(w - \frac{\langle wB^2 \rangle}{n_z \langle \frac{B^2}{n_z} \rangle} \right) B \frac{d\langle \Phi \rangle}{d\psi} \\ &+ \left(\frac{\langle uB^2 \rangle}{\langle B^2 \rangle} - u + \left(\frac{1}{n_z \langle \frac{B^2}{n_z} \rangle} - \frac{1}{\langle B^2 \rangle} \right) [f_s + \langle uB^2 \rangle] \left[\frac{f_c}{1 - f_c} + 1 \right] \right) B \frac{T_i}{e} A_{i1} \\ &- \left(\frac{3 \langle uB^2 \rangle}{2 \langle B^2 \rangle} - \frac{3}{2} u + \left(\frac{1}{n_z \langle \frac{B^2}{n_z} \rangle} - \frac{1}{\langle B^2 \rangle} \right) [f_s + \langle uB^2 \rangle] \left[\frac{\eta f_c}{1 - f_c} + \frac{3}{2} \right] \right) B \frac{T_i}{e} A_{i2}, \end{aligned} \quad (\text{E14})$$

REFERENCES

- ANGIONI, C. & HELANDER, P. 2014 Neoclassical transport of heavy impurities with poloidally asymmetric density distribution in tokamaks. *Plasma Physics and Controlled Fusion* **56** (12), 124001.
- ANGIONI, C., MANTICA, P., PÜTTERICH, T., VALISA, M., BARUZZO, M., BELLI, E., BELO, P., CASSON, F., CHALLIS, C., DREWELow, P., GIROUD, C., HAWKES, N., HENDER, T., HOBIRK, J., KOSKELA, T., TARONI, L. L., MAGGI, C., MLYNAR, J., ODSTRCIL, T., REINKE, M., ROMANELLI, M. & JET EFDA CONTRIBUTORS 2014 Tungsten transport in JET H-mode plasmas in hybrid scenario, experimental observations and modelling. *Nuclear Fusion* **54** (8), 083028.
- BRAUN, S. & HELANDER, P. 2010 Pfirsch-Schlüter impurity transport in stellarators. *Physics of Plasmas* **17** (7), 072514.
- CALVO, I., PARRA, F. I., VELASCO, J. L., ALONSO, J. A. & GARCÍA-REGAÑA, J. M. 2018 Stellarator impurity flux driven by electric fields tangent to magnetic surfaces. *arXiv* p. 1803.05691.
- FÜLÖP, T. & HELANDER, P. 1999 Nonlinear neoclassical transport in a rotating impure plasma with large gradients. *Physics of Plasmas* **6** (8), 3066–3075.
- GARCÍA-REGAÑA, J., BEIDLER, C., KLEIBER, R., HELANDER, P., MOLLÉN, A., ALONSO, J., LANDREMAN, M., MAASSBERG, H., SMITH, H., TURKIN, Y. & VELASCO, J. 2017 Electrostatic potential variation on the flux surface and its impact on impurity transport. *Nuclear Fusion* **57** (5), 056004.

- HAZELTINE, R. D. 1973 Recursive derivation of drift-kinetic equation. *Plasma Physics* **15** (1), 77.
- HELANDER, P. 1998 Bifurcated neoclassical particle transport. *Physics of Plasmas* **5** (11), 3999–4004.
- HELANDER, P. 2014 Theory of plasma confinement in non-axisymmetric magnetic fields. *Reports on Progress in Physics* **77** (8), 087001.
- HELANDER, P., NEWTON, S. L., MOLLÉN, A. & SMITH, H. M. 2017*a* Impurity transport in a mixed-collisionality stellarator plasma. *Phys. Rev. Lett.* **118**, 155002.
- HELANDER, P., PARRA, F. I. & NEWTON, S. L. 2017*b* Stellarator bootstrap current and plasma flow velocity at low collisionality. *Journal of Plasma Physics* **83** (2), 905830206.
- HELANDER, P. & SIGMAR, D. J. 2005 *Collisional Transport in Magnetized Plasmas*. Cambridge University Press.
- HIRSCH, M., BALDZUHN, J., BEIDLER, C., BRAKEL, R., BURHENN, R., DINKLAGE, A., EHMLER, H., ENDLER, M., ERCKMANN, V., FENG, Y., GEIGER, J., GIANNONE, L., GRIEGER, G., GRIGULL, P., HARTFUSS, H.-J., HARTMANN, D., JAENICKE, R., KÖNIG, R., LAQUA, H. P., MAASSBERG, H., MCCORMICK, K., SARDEI, F., SPETH, E., STROTH, U., WAGNER, F., WELLER, A., WERNER, A., WOBIG, H., ZOLETNIK, S. & THE W7-AS TEAM 2008 Major results from the stellarator Wendelstein 7-AS. *Plasma Physics and Controlled Fusion* **50** (5), 053001.
- KAZAKOV, Y. O., PUSZTAI, I., FÜLÖP, T. & JOHNSON, T. 2012 Poloidal asymmetries due to ion cyclotron resonance heating. *Plasma Physics and Controlled Fusion* **54** (10), 105010.
- MOLLÉN, A., LANDREMAN, M., SMITH, H. M., GARCÍA-REGAÑA, J. M. & NUNAMI, M. 2018 Flux-surface variations of the electrostatic potential in stellarators: impact on the radial electric field and neoclassical impurity transport. *Plasma Physics and Controlled Fusion* **60** (8), 084001.
- MOLLÉN, A., PUSZTAI, I., FÜLÖP, T., KAZAKOV, Y. O. & MORADI, S. 2012 Effect of poloidal asymmetries on impurity peaking in tokamaks. *Physics of Plasmas* **19** (5), 052307.
- MOLLÉN, A., PUSZTAI, I., REINKE, M. L., KAZAKOV, Y. O., HOWARD, N. T., BELLI, E. A., FÜLÖP, T. & THE ALCATOR C-MOD TEAM 2014 Impurity transport in Alcator C-Mod in the presence of poloidal density variation induced by ion cyclotron resonance heating. *Plasma Physics and Controlled Fusion* **56** (12), 124005.
- NAKAJIMA, N., OKAMOTO, M., TODOROKI, J., NAKAMURA, Y. & WAKATANI, M. 1989 Optimization of the bootstrap current in a large helical system with $L = 2$. *Nuclear Fusion* **29** (4), 605–616.
- NEWTON, S. L., HELANDER, P., MOLLÉN, A. & SMITH, H. M. 2017 Impurity transport and bulk ion flow in a mixed collisionality stellarator plasma. *Journal of Plasma Physics* **83** (5), 905830505.
- RUTHERFORD, P. H. 1974 Impurity transport in the Pfirsch-Schlüter regime. *The Physics of Fluids* **17** (9), 1782–1784.