

A Dynamic Model for Traffic Flow Prediction Using Improved DRN

Zeren Tan* and Ruimin Li⁺

*Department of Civil Engineering, Tsinghua University, Beijing 100084, China,
tanzr16@mails.tsinghua.edu.cn

⁺Institute of Transportation Engineering, Tsinghua University, Beijing 100084, China,
lrmin@tsinghua.edu.cn

May 2018

Abstract

Real-time traffic flow prediction can not only provide travelers with reliable traffic information and thus save people's time, but also assist traffic management department to manage transportation system. It can greatly improve the efficiency of transportation. Traditional traffic flow prediction methods usually need numerous data but still leaves poor performance. With the development of deep learning, researchers begin to pay attention to artificial neural networks (ANNs) such as RNN and LSTM. However, these ANNs are very time consuming. In our article, we improve the Deep Residual Network and build a dynamic model which previous researchers hardly use. Our result shows that our model can not only be trained efficiently but also have a higher accuracy. Additionally, our dynamic model is more suitable for practical applications.

Keywords: Traffic flow prediction, Deep learning, Deep residual network, Dynamic model

1 Introduction

Precise, quickly and timely traffic flow prediction is one of the major tasks of intelligent transportation systems (ITSs). It is of practical significance for individuals, companies and governments to make decisions according to real-time traffic flow. However, accurate and short-term traffic flow prediction remains challenging to researchers for decades because of its stochastic and nonlinear characteristics. Early in traffic flow forecasting, researchers mainly used linear methods like autoregressive integrated moving average (ARIMA) (Ahmed and Cook, 1979) and multi-variable linear regression (MVLN) (L. Li and Zhang, 2015). As some machine learning algorithms showed good performance in many tasks, researchers began to use machine learning algorithms like support vector regression (SVR) (X. Jin and Yao, 2007) and k-Nearest Neighbor (k-NN) (a. Davis and Nihan, 1991). These statistical approaches cannot consider the entire characteristics in traffic flow and have a poor performance.

Recently, some deep learning models for traffic flow prediction are put forward, such as recurrent neural network (RNN) (Kyunghyun Cho and Bengio, 2014), long short-term memory network (LSTM) (Tian and Pan, 2015), gated recurrent unit (GRU) (Kyunghyun Cho, 2014), stacked auto-encoders (SAEs) (Y. Lv and Wang, 2014), deep belief network (DBN) (W. Huang and Xie, 2014), etc.. In general, these models have complex network architecture that can capture nonlinearities in traffic flow. Hence, they perform well in forecasting traffic flow.

He et al. (2016) proposed deep residual network (DRN) in 2016. DRN has showed excellent performance in computer vision competitions but researchers haven't applied DRN in traffic flow prediction. We are inspired by the ideas behind DRN and attempt to apply it in traffic flow prediction. In order to apply it in our field, we improve the architecture of DRN and make it more powerful.

In this article, we demonstrate the basic concepts of deep residual network and how we improve this neural network to predict traffic flow. Previous studies were based on static models, that is, the model will not be updated once it was trained. However, we cannot expect this model to perform well when the road conditions and the places where we apply it change overtime. Therefore, we take this problem into account and propose dynamic improved deep residual network (DIDRN) that will continuously update its training set when some real data are available. The result show that DIDRN is much easier to train than LSTM while still has a higher accuracy.

To summarize, our main contributions are as follow:

- (1) We introduce DRN and improve it to predict traffic flow.
- (2) We propose a dynamic deep neural network called DIDRN that is more powerful in practical application.
- (3) Our model is much easier to train and have a higher accuracy than other models such as RNN and LSTM.

The rest of this paper is organized as follows. Section 2 reviews the existing works on short-term traffic flow prediction. Section 3 demonstrates basic ideas of DRN. Section 4 proposes DIDRN and explains how it works. Section 5 develops experiments and compares our model’s performance with several popular models. Finally, section 6 concludes this paper.

2 Literature Review

Generally, traffic flow prediction methods can be divided into two main categories: parametric methods and non-parametric methods.

In the earliest era of traffic flow prediction research, researchers tended to use parametric methods such as ARIMA (Ahmed and Cook, 1979) and MVLR (L. Li and Zhang, 2015). These approaches require predetermined model architecture and the parameters of the model is calculated by empirical data (Xingyuan Dai, 2017). Some improved models based on ARIMA like SARIMA (Billy M. Williams and Lester A. Hoel, 2003) were proposed in the 20th century. These models require huge amount of data and that the traffic condition is in a stationary process. Hence, it may be impossible to use these approaches when sufficient data are unavailable. In most cases, traffic flow data have stochastic and nonlinearity features. Therefore, those parametric approaches cannot present a high performance.

At the end of the 20th century, researchers began to pay much attention to non-parametric approaches such as k-NN (a. Davis and Nihan, 1991), SVR (X. Jin and Yao, 2007), random forests regression(RF) (Leshem and Ritov, 2007) and gradient boosting regression (Friedman, 2001). Due to the excellent performance of artificial neural networks (ANNs) in capturing nonlinearities, researchers have paid more and more attention to them since the birth of ANNs.

Recent years, with the rapid development of deep learning, a lot of deep learning models have been proposed by computer scientists. Many powerful deep learning models, such as SAE (Y. Lv and Wang, 2014), DBN (W. Huang and Xie, 2014), RNN (Kyunghyun Cho and Bengio, 2014), LSTM (Tian and Pan, 2015) and GRU (Kyunghyun Cho, 2014), were introduced to traffic flow prediction and showed superior performance.

Sequential data are correlated with data in the context. Nevertheless, common neural networks cannot capture this correlation among data. In the 1980s, RNN (Hochreiter, 1991) was developed to solve this problem. However, although RNN can capture correlation among data, it will soon forget this correlation, that is, it does not have a long-term memory. In 1997, long short-term memory (LSTM) networks (Sepp Hochreiter, 1997) were invented and set accuracy records in various applications domains. LSTM can remember correlation for a long time and thus have an outstanding performance in sequential modeling. However, both RNN and LSTM are very hard to train since the architecture of these models are too complex. It often takes researchers hours or even days to train these models once. Although they have good performance, to use them in practice is sometime impossible.

In order to reduce mathematical operations and total running time, gated recurrent unit (GRU) was developed by R. Fu and Li (2016). Unfortunately, in practice, although GRU can reduce training time, the cost is still unacceptable. In addition, Klaus Greff (2017) made a good comparison of the variants of LSTM and found that they are all the same.

Besides RNN and LSTM, researchers have also tried some other deep learning models.

Gang Song (2017) proposed a novel double deep ELMS ensemble system (DD-ELMs-ES) and their model demonstrates better generalization performance than some state-of-art algorithms. However, their model only focus on one-step forecasting.

Xingyuan Dai (2017) implemented DeepTrend which decomposes original traffic flow data into trend and residual components. They demonstrate that DeepTrend can noticeably improve the prediction performance and outperform many traditional models and LSTM. But they didn’t take the spatial correlation into account.

Xiaochuan Sun (2017) proposed a deep belief echo-state network (DBEN) to address the problem of slow convergence and local optimum in time series prediction. Experiments results demonstrate that DBEN has a good performance in learning speed and short-term memory capacity. However, there are numerous parameters in their model so parameter tuning would be a really hard work.

He et al. (2016) proposed deep residual network (DRN) in ILSVRC. Their model substantially outperformed other models and won the first prize in this competition.

3 DRN

When deep learning began to boost, people simply stacked layers and expected that deeper is better. However, it turns out that when the depth of the network increases, both training and test accuracy get saturated, that is, degradation

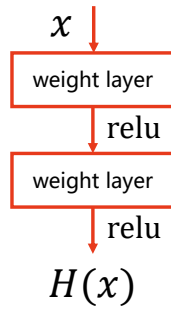


Figure 1: Architecture of common neural network

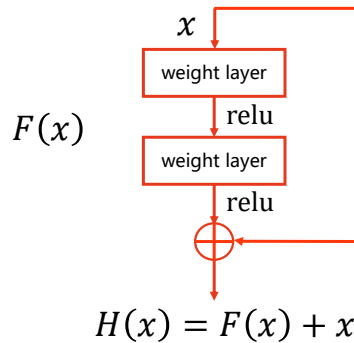


Figure 2: Architecture of residual neural network

arises. (He et al., 2016)

DRN is proposed to solve the problem of degradation. Instead of hoping each stacked layer fits a desired mapping directly. Kaiming lets some layers fit a residual mapping (He et al., 2016).

Concretely, assuming that we want our network to fit $H(x)$, we let the stacked layer fit another mapping $F(x) = H(x) - x$. Then the desired mapping $H(x)$ can be replaced by $F(x) + x$.

We hypothesize that it is easier to fit the residual mapping $F(x)$ than the original mapping $H(x)$. If the optimal mapping is identity, then it would be easy to make the residual be zero. Figure 1 shows the architecture of simply stacked neural network and Figure 2 shows the idea stated above.

This simple change makes a lot of difference. Deep residual network has helped Kaiming and his team win 1st prize in the ILSVRC classification competition and many other competitions.

4 Methodology

4.1 Improved DRN

We are inspired by Kaiming's idea on deep residual network. We further improve the architecture of DRN and use it in traffic flow prediction. Figure 3 shows our network's architecture.

Denote the input as x , and the first layer fits the function $f(x)$. Then we add these two outputs together and we get $g(x) = f(x) + x$. The second layer takes $g(x)$ as input and maps it into $h(g(x))$. Similarly, we then add the output of the first layer $f(x)$ and the output of the second layer $h(g(x))$ and we get $H(x) = h(f(x) + x) + f(x)$. We divide the task of fitting a complex function $H(x)$ into fitting two simpler mappings f and h , respectively. That will make the layers work more efficiently and can thus reduce the error rate.

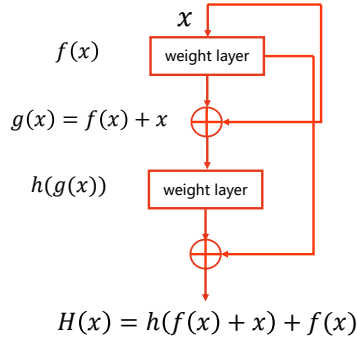


Figure 3: Our improved residual network

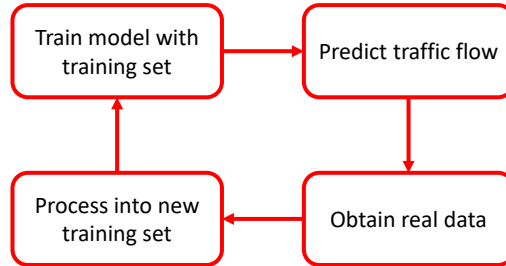


Figure 4: Dynamic Model

4.2 Dynamic Model

In practice, transportation management departments will not use this model in the specific place that our data come from. Besides this, traffic flow on a specific road may change over time. In other words, the traffic flow after one month or one year may have significant difference with the current one. Therefore, it is unreasonable to simply use the old model to predict traffic flow without updating it. It is not surprising that we cannot expect this old model to have good performance when the traffic flow has changed significantly. However, previous researchers hardly take this into account.

In order to update old model, we use the basic idea of incremental learning to implement a dynamic model.

Our idea is as follows:

Step 1 We use the collected data to pre-train a basic model.

Step 2 Then we use our model to do prediction work.

Step 3 When finishing some steps of prediction, we get some new real data.

Step 4 We combine these new data into a new training set and use this new training set to train our model again.

Step 5 Repeat Step 2-Step 4.

Figure 4 shows the process of these steps.

With these steps, the model will be continuously updated through absorbing new data. Therefore, this model will fit the practical condition and give more accurate predictions.

4.3 Mathematical Expression

In the section, we will talk about the whole process of processing data.

We divide the process into several steps:

Step 1 Denote the raw data as R . It is a column vector of R^n .

$$R = \begin{bmatrix} R_1 \\ R_2 \\ \vdots \\ R_n \end{bmatrix}$$

We reasonably assume that there are some trend characteristics in traffic flow data. So we subtract adjacent data. That is

$$D_i = R_{i+1} - R_i \quad i = 1, 2, \dots, n$$

Step 2 However, we cannot apply supervised learning to D directly. Hence, we further process our data into supervised data.

First, we choose the time-step. Time-step represents how many previous data points we use to predict the next data point. After parameter tuning, we choose 1 as our time-step.

Then we denote X as the feature and Y as the data to be predicted. X and Y are defined as follows.

$$X = \begin{bmatrix} X_1 \\ X_2 \\ \vdots \\ X_n \end{bmatrix} \quad Y = \begin{bmatrix} Y_1 \\ Y_2 \\ \vdots \\ Y_n \end{bmatrix}$$

Where

$$X_1 = 0 \quad X_i = D_{i-1}, i = 2, 3, \dots, n$$

$$Y_i = D_i, i = 1, 2, \dots, n - 1$$

Then we get the entire data set.

$$\begin{bmatrix} X_1 & Y_1 \\ X_2 & Y_2 \\ \vdots & \vdots \\ X_n & Y_n \end{bmatrix}$$

Step 3 In order to accumulate the speed of training and prediction, a simple approach that people often use when developing deep learning model and doing experiments is scaling. Since some elements in D are positive and others are negative, we scaled X and Y into $(-1, 1)$. We define the resulted vectors as $scaled_X$ and $scaled_Y$. They are defined as follows:

$$scaled_X = \begin{bmatrix} scaled_X_1 \\ scaled_X_2 \\ \vdots \\ scaled_X_n \end{bmatrix} \quad scaled_Y = \begin{bmatrix} scaled_Y_1 \\ scaled_Y_2 \\ \vdots \\ scaled_Y_n \end{bmatrix}$$

Where

$$scaled_X_i = 2 \frac{X_i - X_{min}}{X_{max} - X_{min}} - 1$$

$$scaled_Y_i = 2 \frac{Y_i - Y_{min}}{Y_{max} - Y_{min}} - 1$$

And

$$scaled_X_i \in (-1, 1), i = 1, 2, \dots, n - 1$$

$$scaled_Y_i \in (-1, 1), i = 1, 2, \dots, n - 1$$

Then the data set becomes

$$\begin{bmatrix} scaled_X_1 & scaled_Y_1 \\ scaled_X_2 & scaled_Y_2 \\ \vdots & \vdots \\ scaled_X_n & scaled_Y_n \end{bmatrix}$$

Step 4 When predicting, we invert Step 1 and Step 3 to get the final prediction data.

5 Experiments and Results

5.1 Data Characteristics

Our data come from a section of the Second Ring Road in Beijing, China. Basic traffic flow data are collected by microwave detectors. The interval of time of these traffic flow data is 10 minutes. The results verify the feasibility and effectiveness of our proposed model.

5.2 Evaluation Criterion

We develop several experiments on different models, including one layer LSTM, deep LSTM, DRN and our dynamic improved deep residual network (DIDRN), to evaluate their performance.

Considering the wide range of traffic flow data ((200,1400) for our data), we use respective error to evaluate their accuracy hoping that it will be more correct. Specifically, instead of mean squared error (MSE) and mean absolute error (MAE), mean absolute percentage error (MAPE) is used as evaluation criterion.

$$MAPE = \frac{1}{n} \sum_{i=1}^n \frac{|\hat{y}_i - y_i|}{y_i} \times 100\%$$

5.3 Performance Analysis

Except for one layer LSTM, the other three models have 16 layers. In order to change dimension, we add some special layers in both DRN and DIDRN but they still have 16 layers in total.

The following table shows the performance.

Model	Error rate
one layer LSTM	10.45%
deep LSTM	6.97%
DRN	6.97%
DIDRN	6.42%

Table 1: Performance comparison of different models

Through this table, we can find that DIDRN has outstanding performance than other models. One layer LSTM has a much worse performance than other models since it is shallower. However, deep LSTM seems to have a satisfying performance, but actually, on our machine, it takes us nearly 1 hour to train it until it converges. DRN shares the same error rate with deep LSTM but it is much easier to train. It only takes us about 20 minutes. On the other hand, although DIDRN is derived from DRN, it has a lower error rate than DRN. In addition, it is not hard to train. We can finish training it within 30 minutes which is similar to DRN but is much shorter than that of deep LSTM.

Figure 5 shows the predictions of DIDRN.

6 Conclusion and Future work

In this paper, we demonstrate the basic ideas of deep residual network. It turns out that DRN is much simpler to train and have an excellent performance. Then we explain how we are inspired by DRN and how we improve it to do our research. We show the architecture of our network and how it works. After that, we propose our dynamic model DIDRN and demonstrate why it makes sense. We show the entire process of processing data step by step. We explain how we process the raw data into data that can be used in supervised learning and how we get the final predictions. Next, we develop several experiments and compare performance of different models. It turns out that DIDRN has better performance than some popular models.

To summarize, our main contributions are as follows:

- We apply deep residual network in traffic flow prediction and improve it.
- We take practical applications into account and propose a dynamic model called DIDRN.
- The results show that our model is more powerful than other commonly used models.

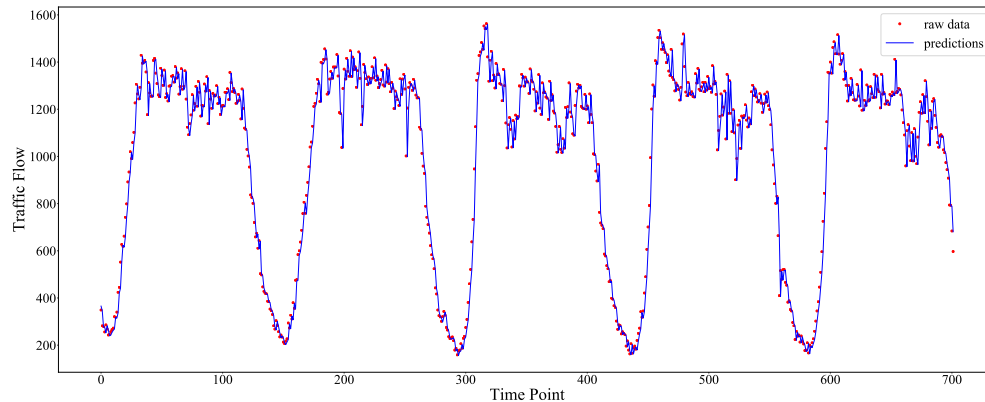


Figure 5: Raw data and predictions

Despite the good performance, our model still have some shortcomings.

We only take temporal pattern into account in this paper. In future work, the spatial pattern would be considered and we will make our model learn spatial-temporal dependence. Moreover, since weather condition certainly has an impact on traffic flow, it would be considered that making our network learn the correlation between weather condition and traffic flow.

References

- G. a. Davis and N. L. Nihan. Nonparametric regression and short-term freeway traffic forecasting. *Journal of Transportation Engineering*, vol.117(no.2):pp.178–188, 1991. URL [https://ascelibrary.org/doi/abs/10.1061/\(ASCE\)0733-947X\(1991\)117:2\(178\)](https://ascelibrary.org/doi/abs/10.1061/(ASCE)0733-947X(1991)117:2(178)).
- M. S. Ahmed and A. R. Cook. Analysis of freeway traffic time-series data by using box-jenkins techniques. *Transportation Research Record*, (no. 722):pp.1–9, 1979. URL <http://onlinepubs.trb.org/Onlinepubs/trr/1979/722/722-001.pdf>.
- M.ASCE Billy M. Williams and F.ASCE Lester A. Hoel. Modeling and forecasting vehicular traffic flow as a seasonal arima process: Theoretical basis and empirical results. *J.Transport. Eng.*, 2003. URL <https://ascelibrary.org/doi/abs/10.1061/%28ASCE%290733-947X%282003%29129%3A6%28664%29>.
- J. H. Friedman. Greedy function approximation: A gradient boosting machine. *The Annals of Statistics*, vol.29(no.5): pp. 1189–1232, 2001. URL <http://www.jstor.org/stable/2699986>.
- Qun Dai Gang Song. A novel double deep elms ensemble system for time series forecasting. *Knowle dge-Based Systems*, 2017. URL <https://www.sciencedirect.com/science/article/pii/S0950705117303295>.
- Kaiming He, Xiangyu Zhang, Shaoqing Ren, and Jian Sun. Deep residual learning for image recognition. In *Proceedings of the IEEE conference on computer vision and pattern recognition*, pages 770–778, 2016. URL http://openaccess.thecvf.com/content_cvpr_2016/papers/He_Deep_Residual_Learning_CVPR_2016_paper.pdf.
- Sepp Hochreiter. Untersuchungen zu dynamischen neuronalen netzen. *Diploma, Technische Universität München*, 91: 1, 1991. URL <https://link.springer.com/article/10.1007%2FBF03227308>.
- Jan Koutník Bas R. Steunebrink Jurgen Schmidhuber Klaus Greff, Rupesh K. Srivastava. Lstm: A search space odyssey. *IEEE Transactions on Neural Networks and Learning Systems*, vol. 28:pp. 2222 – 2232, 2017. URL <https://ieeexplore.ieee.org/document/7508408/>.
- Caglar Gulcehre Dzmitry Bahdanau Fethi Bougares Holger Schwenk Yoshua Bengio Kyunghyun Cho, Bart van Merriënboer. Learning phrase representations using rnn encoder–decoder for statistical machine translation. *arXiv preprint arXiv:1406.1078*, 2014. URL <https://arxiv.org/abs/1406.1078>.

- Caglar Gulcehre Fethi Bougares Holger Schwenk Kyunghyun Cho, Bart van Merriënboer and Yoshua Bengio. Learning phrase representations using rnn encoder-decoder for statistical machine translation. *arXiv preprint*, arXiv:1406.1078, 2014. URL <http://arxiv.org/abs/1406.1078>.
- X. Su L. Li and Y. Zhang. Trend modeling for traffic time series analysis : An integrated study. *IEEE Transactions on Intelligent Transportation Systems*, vol. 16(no. 6):pp. 1–10, 2015. URL <https://ieeexplore.ieee.org/abstract/document/7180371/>.
- G. Leshem and Y. Ritov. Traffic flow prediction using adaboost algorithm with random forests as a weak learner. *International Journal of Mathematical, Computational, Physical, Electrical and Computer Engineering*, vol. 1(no.1): pp.2–7, 2007. URL <https://pdfs.semanticscholar.org/d013/049dc55f011651cbc6c4ba27097be5e0bfad.pdf>.
- Z. Zhang R. Fu and L. Li. Using lstm and gru neural network methods for traffic flow prediction. *2016 31st Youth Academic Annual Conference of Chinese Association of Automation (YAC)*, page pp. 324–328, 2016. URL <https://ieeexplore.ieee.org/abstract/document/7804912/>.
- Jürgen Schmidhuber Sepp Hochreiter. Long short-term memory. *Neural Computation*, 1997. URL <https://www.mitpressjournals.org/doi/abs/10.1162/neco.1997.9.8.1735>.
- Y. Tian and L. Pan. Predicting short-term traffic flow by long short-term memory recurrent neural network. *2015 IEEE International Conference on Smart City/SocialCom/SustainCom (SmartCity)*, page pp. 153–158, 2015. URL <https://ieeexplore.ieee.org/abstract/document/7463717/>.
- H. Hong W. Huang, G. Song and K. Xie. Deep architecture for traffic flow prediction: Deep belief networks with multitask learning. *IEEE Transactions on Intelligent Transportation Systems*, vol. 15(no. 5):pp. 2191–2201, 2014. URL <https://ieeexplore.ieee.org/abstract/document/6786503/>.
- Y. Zhang X. Jin and D. Yao. Simultaneously prediction of network traffic flow based on pca-svr. *Advances in Neural Networks ISNN*, vol. 4492(no. PART 2):pp. 1022–1031, 2007. URL https://link.springer.com/chapter/10.1007%2F978-3-540-72393-6_121.
- Qun Li Yue Huang Yingqi Li Xiaochuan Sun, Tao Li. Deep belief echo-state network and its application to time series prediction. *Knowledge-Based Systems*, 2017. URL <https://www.sciencedirect.com/science/article/pii/S0950705117302459>.
- Yilun Lin Xingyuan Dai, Rui Fu. Deeptrend: A deep hierarchical neural network for traffic flow prediction. *arXiv preprint arXiv:1707.03213*, 2017. URL <https://arxiv.org/abs/1707.03213>.
- W. Kang Z. Li Y. Lv, Y. Duan and F.-Y. Wang. Traffic flow prediction with big data: A deep learning approach. *IEEE Transactions on Intelligent Transportation Systems*, vol. 16(no. 2):pp. 1–9, 2014. URL <https://ieeexplore.ieee.org/abstract/document/6894591/>.