

Polarised Drell-Yan results from COMPASS

Celso Franco

on behalf of the COMPASS collaboration

*LIP - Laboratório de Instrumentação e Física Experimental de Partículas
Av. Prof. Gama Pinto, n.2, Complexo Interdisciplinar (3is), 1649-003 Lisboa, Portugal*

The COMPASS experiment at CERN is one of the leading experiments studying the nucleon spin structure. Until 2012 the Parton Distribution Functions and the Transverse Momentum Dependent Parton Distribution Functions (TMDs) were extensively studied at COMPASS using Semi-Inclusive Deep Inelastic Scattering measurements. In 2015, the Drell-Yan measurements with a negative pion beam interacting with a transversely polarized ammonia target have started and will be continued through 2018. The goal is to access the TMDs of both pions and protons without any prior knowledge about fragmentation functions. Since the Drell-Yan data cover the same kinematic region of the semi-inclusive data, COMPASS has the unique opportunity to test the sign change of the Sivers TMD as predicted by QCD. In this article the first measurement of spin dependent azimuthal asymmetries in the pion induced Drell-Yan process will be presented. These asymmetries, which are related to the convolution of pion and nucleon TMDs, are extracted from pairs of oppositely charged muons with invariant masses between $4.3 \text{ GeV}/c^2$ and $8.5 \text{ GeV}/c^2$

PACS numbers: 14.20.Dh, 21.10.Hw

Keywords: Nucleon Spin Structure, Drell-Yan, TMDs

INTRODUCTION

The COMPASS experiment at CERN studies TMDs using polarised Drell-Yan and polarised semi-inclusive DIS measurements. The Drell-Yan process consists in an electromagnetic annihilation of a quark-antiquark pair with the production of two leptons in the final state. COMPASS uses the dimuon channel, to take advantage of the excellent muon detection by the spectrometer[1], with the goal of studying the TMDs of the valence up quark in the proton. This goal is accomplished by impinging a negative pion beam of $190 \text{ GeV}/c$ in a transversely polarised proton target (cf. left-panel of Fig. 1):

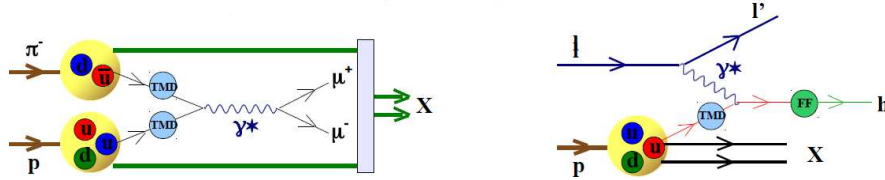


FIG. 1: The Drell-Yan (left) and SIDIS (right) processes

The need of TMDs to properly describe the nucleon structure became evident from the results of two unpolarised Drell-Yan experiments from the 1980s: NA10[2] and E615[3]. By studying the angular dependence of the Drell-Yan cross section

$$\frac{1}{\sigma} \frac{d\sigma}{d\Omega} = \frac{3}{4\pi} \frac{1}{\lambda + 3} [1 + \lambda \cos^2 \theta + \eta \sin 2\theta \cos \phi + \frac{\nu}{2} \sin^2 \theta \cos 2\phi] \quad (1)$$

where θ and ϕ are the polar and azimuthal angles of one of the leptons in the dilepton rest frame, those experiments measured a $\cos 2\phi$ modulation up to 30%. This striking result gave rise to several interpretations. One conclusion was that the intrinsic transverse momentum k_T of quarks is not a negligible quantity inside the protons (ϕ modulations are not expected for $k_T = 0$). Consequently, instead of three collinear PDFs such as the unpolarised f_1 , the helicity g_1 and the transversity h_1 , a total of 8 TMDs are needed to describe the nucleon structure at leading-twist (cf. Fig. 2).

| Quark | Unpolarised | Longitudinal Polarisation | Transverse Polarisation |
|---------------------------|----------------------------|---------------------------|----------------------------------|
| Nucleon | | | |
| Unpolarised | f_1 (Number density) | | h_1^\perp (Boer) Mylders |
| Longitudinal Polarisation | | g_1 (Helicity) | h_{1L}^\perp (Worm Gear) |
| Transverse Polarisation | f_{1T}^\perp (Sivers) | g_{1T} (Worm Gear) | h_{1T}^\perp |

FIG. 2: Proton structure in the momentum space at Twist-2. The $h_1(x, k_T)$ and $h_{1T}^\perp(x, k_T)$ TMDs are the so-called Transversity and Pretzelosity functions. The 3 collinear PDFs $f_1(x)$, $g_1(x)$ and $h_1(x)$ are the only ones surviving an integration over k_T (orange arrow).

The key feature of the Drell-Yan process, when compared with the SIDIS process (cf. right-panel of Fig. 1), is the possibility to study a proton TMD convoluted with a pion TMD. In the SIDIS case one needs to know the Fragmentation Function (FF) of the struck quark instead of a pion TMD. Regarding the Drell-Yan experiment, COMPASS is able to study the Sivers, Transversity and Pretzelosity TMDs, together with two higher-twist TMDs, by scattering 190 GeV/c pions off a transversely polarised proton target. The T-odd Sivers function, which describes the transverse motion of quarks induced by the transverse spin of the nucleon, is of extreme importance because it contains information about the orbital angular momentum (OAM) of quarks. However, the main motivation for a detailed study of the Sivers TMD is the QCD prediction that this TMD must change sign when accessed via Drell-Yan or SIDIS processes [4]. This prediction is a crucial test to our current understanding of TMDs: the mentioned sign change ensures the TMD factorisation. Currently COMPASS is the only experiment capable of performing both SIDIS and Drell-Yan measurements with the same spectrometer (using the virtual-photon channel).

THE DRELL-YAN AND SIDIS ASYMMETRIES

The Drell-Yan and SIDIS cross-sections are expressed in terms of azimuthal spin asymmetries. The amplitude of each angular modulation contains a pion TMD convoluted with proton TMD, in the Drell-Yan case, and a proton TMD convoluted with a quark FF in the SIDIS case. At leading-twist, the Drell-Yan cross-section can be written as

$$d\sigma_{Twist-2}^{DY} \propto (1 + \cos^2(\theta) + \sin^2(\theta)A_{UU}^{cos(2\phi)} \cos(2\phi) + S_T[(1 + \cos^2(\theta))A_{UT}^{sin(\phi_S)} \sin(\phi_S) + \sin^2(\theta)(A_{UT}^{sin(2\phi-\phi_S)} \sin(2\phi - \phi_S) + A_{UT}^{sin(2\phi+\phi_S)} \sin(2\phi + \phi_S))]) \quad (2)$$

and the SIDIS cross-section as

$$d\sigma_{Twist-2}^{SIDIS} \propto (1 + \epsilon \cos(2\phi_h)A_{UU}^{cos(2\phi_h)} + S_T[\sin(\phi_h - \phi_S)A_{UT}^{sin(\phi_h - \phi_S)} + \epsilon \sin(\phi_h + \phi_S)A_{UT}^{sin(\phi_h + \phi_S)} + \epsilon \sin(3\phi_h + \phi_S)A_{UT}^{sin(3\phi_h + \phi_S)}]) \quad (3)$$

where the subscripts in the asymmetries represent the beam and target polarisations: U stands for unpolarised and T for transversely polarised. S_T represents the direction of the target spin, $\epsilon = (1 - y - 1/4\gamma^2 y^2)/(1 - y + 1/2y^2 + 1/4\gamma^2 y^2)$ and $\gamma = 2Mx/Q$. The interpretation for the polar and azimuthal angles is provided by Fig. 3

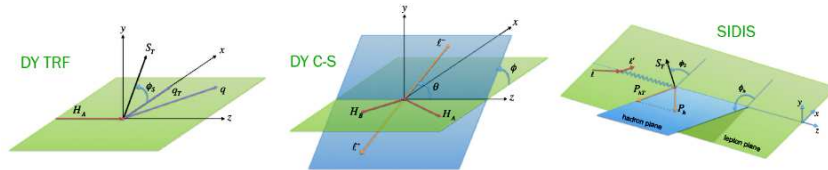


FIG. 3: Azimuthal and polar angles for Drell-Yan (left and middle) and SIDIS (right).

and the TMD interpretation of the azimuthal spin asymmetries can be seen in Table I.

| Drell-Yan | Proton TMDs | SIDIS |
|---|--------------|--|
| $A_{UU}^{cos(2\phi)} \propto h_{1,\pi}^{\perp q} \otimes h_{1,p}^{\perp q}$ | Boer-Mulders | $A_{UU}^{cos(2\phi_h)} \propto h_{1,p}^{\perp q} \otimes H_{1q}^{\perp h}$ |
| $A_{UT}^{sin(\phi_S)} \propto f_{1,\pi}^q \otimes f_{1T,p}^{\perp q}$ | Sivers | $A_{UT}^{sin(\phi_h - \phi_S)} \propto f_{1T,p}^{\perp q} \otimes D_{1q}^h$ |
| $A_{UT}^{sin(2\phi - \phi_S)} \propto h_{1,\pi}^{\perp q} \otimes h_{1,p}^q$ | Transversity | $A_{UT}^{sin(\phi_h + \phi_S)} \propto h_{1,p}^q \otimes H_{1q}^{\perp h}$ |
| $A_{UT}^{sin(2\phi + \phi_S)} \propto h_{1,\pi}^{\perp q} \otimes h_{1T,p}^{\perp q}$ | Pretzelosity | $A_{UT}^{sin(3\phi_h - \phi_S)} \propto h_{1T,p}^{\perp q} \otimes H_{1q}^{\perp h}$ |

TABLE I: Interpretation of the leading-twist Asymmetries. The proton TMDs are convoluted with pion TMDs, when accessed via Drell-Yan, and convoluted with a spin-(in)dependent quark FF (D) H when accessed via SIDIS

EXTRACTION OF THE TRANSVERSE SPIN ASYMMETRIES

A total of 35000 Drell-Yan dimuons, with invariant masses between 4.3 GeV/ c^2 and 8.5 GeV/ c^2 , were used for the extraction of the TSAs (Transverse Spin Asymmetries). The final dimuon mass spectrum, after all the quality cuts, is shown in Fig. 4:

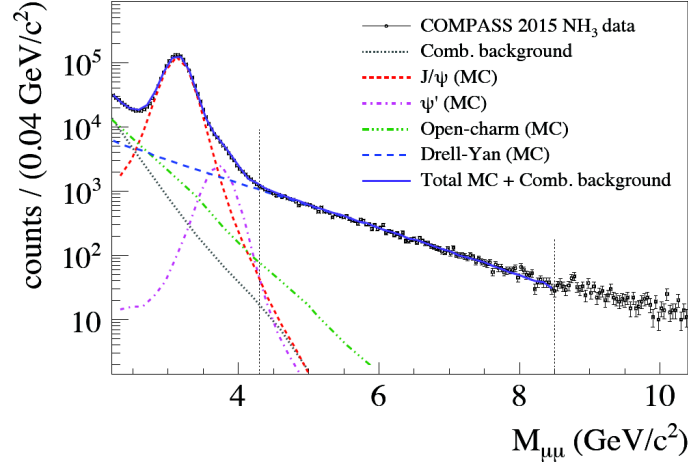


FIG. 4: The Drell-Yan dimuon mass spectrum. Good agreement between Data and Monte-Carlo is observed

The mass window for the analysis was defined to maximize the Drell-Yan statistics while keeping the contamination by other processes under control. In the specified mass window the contamination is smaller than 4%.

A total of 3 Twist-2 and 2 Twist-3 TSAs were simultaneously extracted from the Drell-Yan data using an unbinned maximum likelihood method [5]. The general expression for the Drell-Yan cross section, accounting for all orders, can be written as follows

$$\begin{aligned}
d\sigma^{DY} \propto & (1 + D_{[\sin(2\theta)]} A_{UU}^{cos(\phi)} \cos(\phi) + D_{[\sin^2(\theta)]} A_{UU}^{cos(2\phi)} \cos(2\phi) + S_T [D_{[1+\cos^2(\theta)]} A_{UT}^{sin(\phi_S)} \sin(\phi_S) \\
& + D_{[\sin^2(\theta)]} (A_{UT}^{sin(2\phi - \phi_S)} \sin(2\phi - \phi_S) + A_{UT}^{sin(2\phi + \phi_S)} \sin(2\phi + \phi_S)) \\
& + D_{[\sin(2\theta)]} (A_{UT}^{sin(\phi - \phi_S)} \sin(\phi - \phi_S) + A_{UT}^{sin(\phi + \phi_S)} \sin(\phi + \phi_S)))
\end{aligned} \quad (4)$$

where D represent the different Depolarisation factors weighting the azimuthal asymmetries. The experimental asymmetries, which are related to the physical azimuthal asymmetries as $A^{raw} = P_T f D A_{UT}$, are determined by counting the number of dimuons coming from each spin configuration of the target. The factors P_T and f represent the target polarisation and the fraction of polarisable material inside the target (dilution factor). The target is composed by two 55 cm long cylindrical cells, separated by a 20 cm gap, having each one a radius of 2 cm and being filled with NH_3 material. The protons from both cells are transversely polarised in opposite directions to allow for the extraction of the spin asymmetries. The differences of acceptance between cells are canceled out by periodically

reversing the polarisation direction for both cells. Using a total of 18 spin configurations, resulting from 9 periods of data (each period contains data taken with very similar experimental conditions) subdivided in 2 sub-periods where the cells polarisations are reversed, one is able to fit in an optimal way all the 7 asymmetries of Eq. 4. For the extraction of the TSAs the depolarisation factors

$$D_{[\sin(2\theta)]} = \frac{\sin(2\theta)}{1 + \lambda \cos^2(\theta)}, \quad D_{[1+\cos^2(\theta)]} = \frac{1 + \cos^2(\theta)}{1 + \lambda \cos^2(\theta)}, \quad D_{[\sin^2(\theta)]} = \frac{\sin^2(\theta)}{1 + \lambda \cos^2(\theta)} \quad (5)$$

where determined for $\lambda = 1$. Such value for the polar angle asymmetry imply a $k_T = 0$ (naive Drell-Yan scenario). In order to account for other scenarios with $\lambda \neq 1$, a maximum uncertainty of 5% was assigned to the determination of the depolarisation factors (cf. Fig. 5):

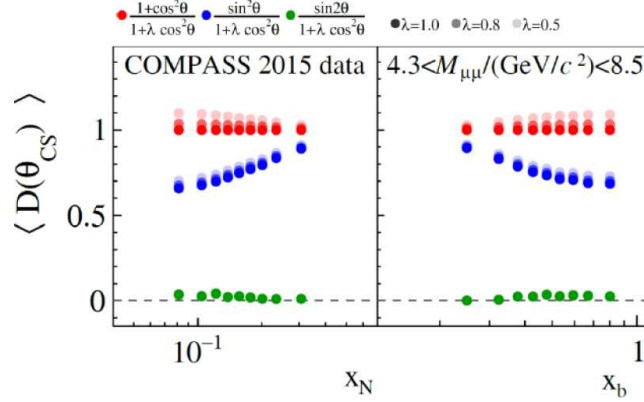


FIG. 5: Depolarisation factors for three values of λ as a function of x_N and x_b

The asymmetries were also weighted with the dilution factor f to optimize the statistical precision of the results. This factor was determined from Monte-Carlo, event-by-event, having an average value of about 18% and an uncertainty of 8%. This factor accounts also for the small migration of events from one target cell to the other. The final asymmetries were also corrected by the average value of the target polarisation which amounts to $P_T \approx 73\%$. The obtained 5 TSAs are shown in Fig. 6:

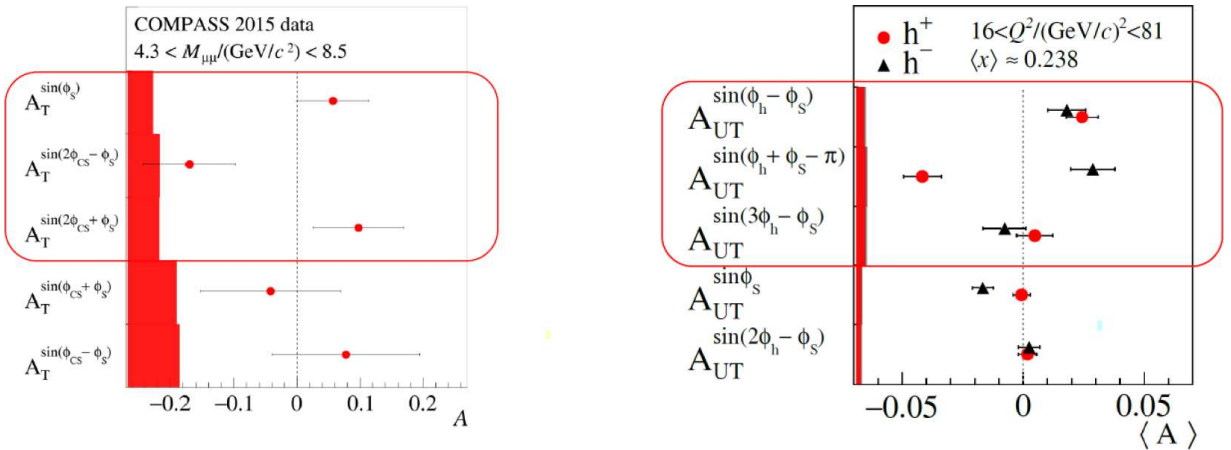


FIG. 6: TSAs obtained from Drell-Yan (left) and SIDIS (right) processes. The first 3 are Twist-2 asymmetries encoding information about the Sivvers, Transversity and Pretzelosity TMDs.

The same TSAs obtained from a SIDIS measurement are also shown in Fig. 6 for comparison. Both results are

published [6, 7]. In Fig. 7 one can confirm that the high Q^2 SIDIS data cover the same kinematic region of the Drell-Yan data:

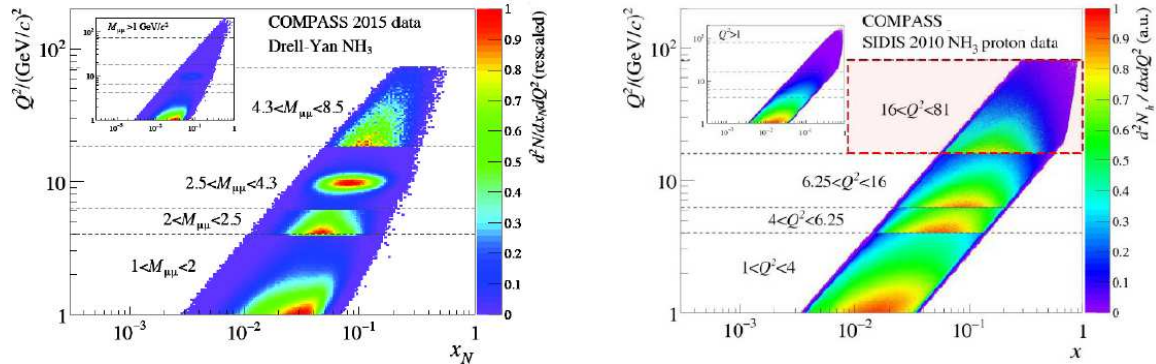


FIG. 7: Q^2 vs x for Drell-Yan (left) and SIDIS (right).

Therefore, a direct comparison of the Sivers asymmetry from both processes is straightforward. Presently, the sign change scenario is favored by the COMPASS data with a significance of 1σ (cf. Fig. 8)

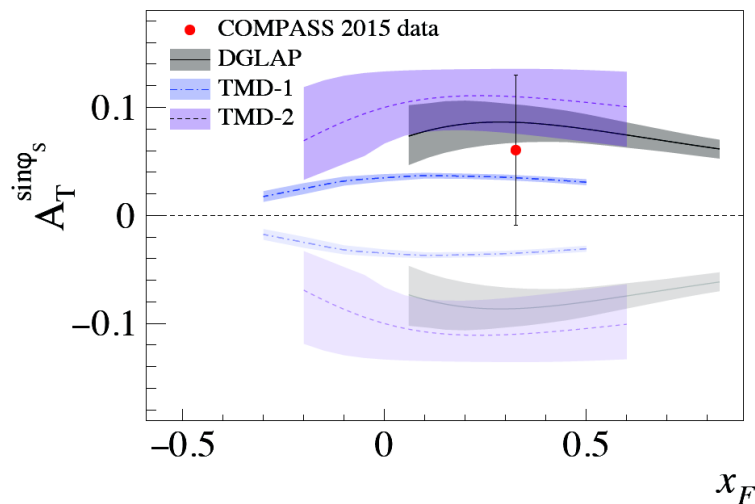


FIG. 8: The Drell-Yan Sivers asymmetry. Taking as a reference the COMPASS SIDIS measurement for the Sivers asymmetry, the sign change scenario is verified only if the Drell-Yan Sivers asymmetry is found to be positive. The DGLAP model is a fit to the COMPASS, HERMES and JLab SIDIS data [8]. The TMD-1 model is a fit to the COMPASS, HERMES and JLab SIDIS data using a $p_T < 1$ GeV/c cut and invariant masses between 4 and 9 GeV/c² [9]. The TMD-2 model differs only by the $p_T < 2$ GeV/c cut [10].

CONCLUSIONS

In 2015 COMPASS performed the first ever polarised Drell-Yan measurement using a pion beam. The Pretzelosity asymmetry was found to be positive with a significance of 1σ . The 2 Twist-3 asymmetries are also compatible with zero within 0.5σ . The Transversity asymmetry is negative with a significance of 2σ , and the Sivers asymmetry was

measured with the right sign to fulfill the QCD prediction of sign change when compared with the COMPASS SIDIS measurement. The latter is more than 3σ away from zero, implying a relevant contribution of the OAM of valence quarks to the nucleon spin.

The COMPASS Drell-Yan measurement provided the first world test to the universality of the T-Odd TMDs using the virtual-photon channel for the lepton pair production. A second year of polarised Drell-Yan data taking will take place in 2018 to improve the experimental uncertainties. Currently the Drell-Yan Sivers asymmetry has only a significance of 1σ . The new data, together with a possible enlargement of the dimuon mass window (using machine learning techniques to separate processes in a multidimensional way), will surely contribute to improve the confidence level of the sign change scenario.

ACKNOWLEDGMENTS

This work was supported by the Portuguese Fundação para a Ciência e a Tecnologia (CERN/FIS-PAR/0007/2017)

-
- [1] COMPASS collaboration, NIMA 577 (2007) 455-518, arXiv: 0703049 [hep-ex]
 - [2] NA10 Collaboration, S. Falciano et al, Z. Phys. C 31 (1986) 513
 - [3] E615 Collaboration, J. S. Conway et al, Phys. Rev. D 39 (1989) 92
 - [4] J.C. Collins, Phys. Lett. B536 (2002) 43
 - [5] COMPASS collaboration, Phys. Lett.B713, 10 (2012), arXiv:1202.6150 [hep-ex]
 - [6] COMPASS collaboration, PRL 119 (2017) 112002, arXiv:1704.00488 [hep-ex]
 - [7] COMPASS collaboration, PBL 770 (2017) 138, arXiv:1609.07374 [hep-ex]
 - [8] M. Anselmino et al., arXiv:1612.06413 [hep-ex]
 - [9] M. Echevarria et al., PRD 89 (2014) 074013
 - [10] P. Sun and F. Yuan, PRD 88 (2013) 114012