

COUNTING GRADED LATTICES OF RANK THREE THAT HAVE FEW COATOMS

JUKKA KOHONEN

ABSTRACT. We consider the problem of computing $R(c, a)$, the number of unlabeled graded lattices of rank 3 that contain c coatoms and a atoms. More specifically we do this when c is fairly small, but a may be large. For this task, we describe a computational method that combines constructive listing of basic cases and tools from enumerative combinatorics. With this method we compute the exact values of $R(c, a)$ for $c \leq 9$ and $a \leq 1000$.

We also show that, for any fixed c , there exists a quasipolynomial in a that matches with $R(c, a)$ for all a above a small value. We explicitly determine these quasipolynomials for $c \leq 7$, thus finding closed form expressions of $R(c, a)$ for $c \leq 7$.

Keywords: Graded lattices; isomorphism; cycle index theorem; computer algebra.

Mathematics Subject Classification 2010: 06B99, 05C30, 20B40

1. INTRODUCTION

Let $R(c, a)$ denote the number of unlabeled graded lattices of rank 3 that contain c coatoms and a atoms, with $c, a \geq 1$. One way of determining the number is to actually generate the lattices. But that takes time at least linear in $R(c, a)$, and is thus limited to small instances.

In this work we seek to compute $R(c, a)$ when c is small, but a may be large. The converse case is handled by duality since $R(c, a) = R(a, c)$. We will not be content with approximate or asymptotic results here: we want the exact numeric values and, if possible, exact closed-form expressions of $R(c, a)$ for all $a \geq 1$.

This paper is structured as follows. In Section 2 we briefly review related work and motivate the present study. In Section 3 we define a transformation of rank-3 lattices that will be helpful in counting. In Section 4 we manually derive $R(c, a)$ in closed form when $c \leq 3$, and a is arbitrarily large.

For larger values of c we turn to computations. In Sections 5–6 we present a computational method that uses nauty [18] to list the ways of connecting c coatoms, and then employs Redfield–Pólya counting, or the cycle index theorem from the theory of enumerative combinatorics, to count distributions of atoms among the coatoms. With this method, implemented using the computer algebra system GAP [7], we have computed $R(c, a)$ for $c \leq 9$ and $a \leq 1000$. In Section 7, by doing exact polynomial fits on residue classes, we derive $R(c, a)$ in closed form for $4 \leq c \leq 7$ also.

2. RELATED WORK AND MOTIVATION

In the context of enumeration, a lattice is usually treated as a kind of a directed graph, defined by its covering relation (or “Hasse graph”). This places our counting problem in the realm of graph enumeration (cf. [9]).

Previous works that count lattices fall roughly into two categories. For small lattices, exact counts are often determined by constructive methods, by actually generating all lattices up to a certain size [8, 10, 12, 16], or lattices in some specific family [6, 12]. For large lattices there are asymptotic upper and lower bounds [6, 12, 13, 14]. The present work is somewhere in between: we seek exact counts of lattices that are too large for constructive methods.

Enumeration of graded lattices seems to be a relatively uncharted middle ground between the full generality of all lattices, and many specific subfamilies. Indeed, graded lattices encompass several interesting subfamilies such as the distributive, modular, and semimodular lattices. There are several enumerative results both on all lattices and on these subfamilies, but few results on graded lattices. Currently, the counts of graded lattices in OEIS [11] (sequence A278691) are based on simply generating them one by one.

Efficient methods of counting graded lattices might be applicable to some of their subfamilies as well. In the other direction, graded lattices may help the understanding of lattices in general. An example of such use is seen in the work of Kleitman and Winston [13]. They first prove that the number of rank-3 lattices of $n + 2$ elements is at most $\beta^{n^{3/2} + o(n^{3/2})}$, where $\beta \approx 1.699408$. From this they prove an upper bound for all lattices, by using rank-3 lattices (“two level lattices”) as building blocks.

It seems natural to begin the study of graded lattices from instances that have few levels (low rank). Graded lattices of rank 2 are trivial: for any $n \geq 3$, there is only one rank-2 lattice of n elements. But rank-3 lattices are already quite nontrivial. As shown by Klotz and Lucht, their number grows faster than exponentially in the number of elements [14].

Of course, any algorithm that generates all lattices can be adapted to rank-3 lattices. However, the structure of rank-3 lattices makes them amenable to enumerative methods that do not generate the lattices one by one. The present work combines constructive classification with enumerative combinatorics. We *generate* a large number of basic cases, and for each case we *count* lattices without generating them. Both are done by computation, though the tools required are quite different.

3. BICOLORED CONNECTION GRAPHS

A graded lattice of rank 3, or a *rank-3 lattice* for short, has elements on four levels: top, coatoms, atoms, and bottom. From now on we ignore the top and the bottom, since the structure of a rank-3 lattice is determined by its two central levels. These levels form a bicolored graph, whose two distinguished color classes are the coatoms and the atoms. Furthermore, there are no isolated elements, and any two elements have at most one common neighbor (cf. [13]).

By the above characterization, rank-3 lattices can be counted up to isomorphism with the following nauty [18] one-liner:

$$(3.1) \quad \text{genbgL -d1 -Z1 -u \$c \$a}$$

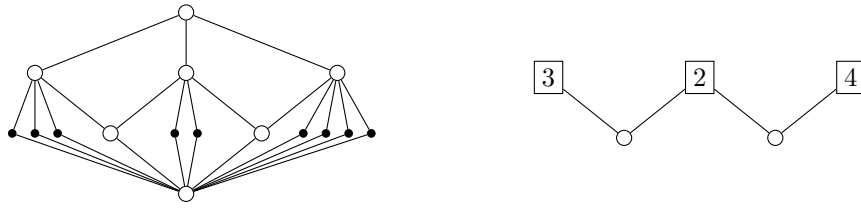


FIGURE 1. A rank-3 lattice (loners shown as small dots) and its connection graph (coatoms shown as boxes with numbers of loners).

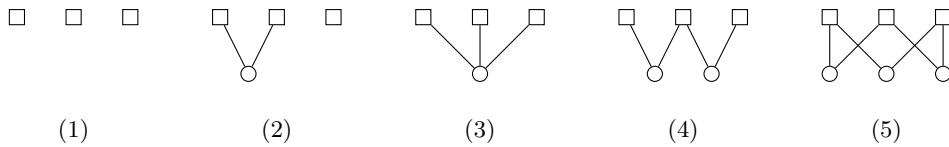


FIGURE 2. The five connection graphs of three coatoms.

This generates, up to isomorphism, all bicolored graphs that have c vertices in the first color class and a in the second, with minimum degree one (-d1), such that any two vertices in the second class have at most one common neighbor (-Z1). The switch -u specifies printing only the count and not the graphs. Since this method actually generates the graphs one by one, it is limited to small instances. In this way the author has computed $R(c, a)$ for $c + a \leq 21$ (OEIS [11], sequence A300260).

In order to count rank-3 lattices without generating them, it is helpful to simplify their representation. Let us divide the atoms into two types, according to the number of coatoms by which they are covered. *Connectors* are the atoms which are covered by at least two coatoms, and the other atoms are called *loners*. In lattice theory loners are known as meet-irreducible atoms, but we want a shorter name here. The *connection graph* is the bicolored graph spanned by the coatoms and the connectors. Any rank-3 lattice is uniquely represented by (1) its connection graph and (2) for each coatom u , an integer $\ell(u)$ indicating how many loners it covers. This is illustrated in Fig. 1.

With any given value of c there is only a finite collection of connection graphs. This can be seen as follows. Let r be the number of connectors in a connection graph. In a lattice, the covers of two atoms are either disjoint, or intersect at a single element. Thus we must have $r \leq \binom{c}{2}$; the maximum is reached when every pair of coatoms has its own connector. Since the number of connectors is bounded, the collection of connection graphs of c coatoms is finite.

For example, with $c = 2$ there are two connection graphs, one with a connector and one without. With $c = 3$, the number of connectors is $r \in [0, 3]$, and if $r = 1$, the connector connects either two or three coatoms. So there are five connection graphs, which are shown in Fig. 2.

Now the unlabeled rank-3 lattices of c coatoms and a atoms can be counted in two phases:

- (1) *List* all connection graphs of c coatoms up to isomorphism.
- (2) For each connection graph, *calculate* the number of ways to distribute $a - r$ loners among the c coatoms.

The first phase is straightforward using tools from nauty [18], although the list will be long if c is large. We use a variation of the previous one-liner (3.1). Now we allow elements in the the first color class (coatoms) to have zero neighbors, since a coatom need not cover any connector; and we require elements in the second color class (connectors) to have at least two neighbors. Thus we specify the minimum degrees in the two color classes as zero and two (`-d0:2`). We leave out `-u` since we need the actual listing of the graphs. We loop over all possible values of r , from 0 to $\binom{c}{2} = c(c-1)/2$. The following Bash script lists all connection graphs of c coatoms up to isomorphism:

```

let "rmax=c*(c-1)/2"
for ((r=0; r<=$rmax; r++))
do
    genbgL -d0:2 -Z1 $c $r
done

```

(3.2)

In the second phase, for each connection graph, we need to determine how the remaining $a-r$ atoms (loners) can be located. To this end, we consider the problem of distributing $a-r$ identical balls into c boxes. Each such assignment corresponds to exactly one way to place the remaining atoms and hence create a lattice.

However, a couple of issues must be observed. A simple thing is to ensure that every coatom covers at least one atom. If there are s coatoms that do not cover a connector, we simply allocate one loner to each, and distribute the remaining $n = a - r - s$ balls into c boxes, with empty boxes allowed.

Somewhat more complicated is to handle the symmetries of each connection graph, so that we correctly count the isomorphism classes of the lattices. For example, in Fig. 2, graphs (1), (3), (5) have all coatoms in symmetric position, so we are putting balls into three identical boxes. But in graphs (2) and (4), two coatoms are in symmetric position (two identical boxes) and the third is not (a distinguished box). Thus we must take care of the symmetry in our counting work. For c at most three, we will settle this manually in Section 4. For the general case, we turn to computational solutions. This is described in Section 5.

4. LATTICES OF AT MOST THREE COATOMS

With $c \leq 3$ there are only a few connection graphs, and we can treat them case-by-case. Clearly $R(1, a) = 1$. Before going further we recall some elementary results from the theory of enumerative combinatorics. Let $p_c(n)$ be the number of ways to distribute n identical balls into c identical boxes, empty boxes allowed. For all $n \geq 0$ we have [1, Theorem 6.4]

$$(4.1) \quad p_2(n) = \lfloor n/2 + 1 \rfloor,$$

$$(4.2) \quad p_3(n) = \lfloor n^2/12 + n/2 + 1 \rfloor.$$

Also let $p_{2,1}(n)$ be the number of ways to distribute n identical balls into two identical boxes and one distinguished box, empty boxes allowed. For all $n \geq 0$ we have

$$(4.3) \quad p_{2,1}(n) = \sum_{i=0}^n p_2(i) = \lfloor n^2/4 + n + 1 \rfloor.$$

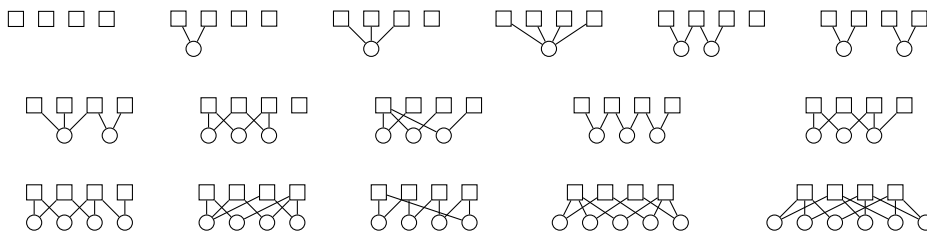


FIGURE 3. The sixteen connection graphs of four coatoms.

This may be recognized as the quarter-squares sequence A002620 [11]. We adopt the convention that $p_2(n) = p_3(n) = p_{2,1}(n) = 0$ when $n < 0$, and note that Eqs. (4.1)—(4.3) are then valid also for $p_2(-1)$, $p_3(-2)$, $p_3(-1)$, and $p_{2,1}(-1)$.

Theorem 4.1. *For any $a \geq 1$, we have $R(2, a) = a$.*

Proof. The lattice may or may not have a connector. In either case, the two coatoms are in symmetric position. If the lattice has a connector, we have $r = 1$ and $s = 0$, and the remaining $a - 1$ atoms can be distributed in $p_2(a - 1)$ ways. If the lattice does not have a connector, we have $r = 0$ and $s = 2$, and the remaining $a - 2$ atoms can be distributed in $p_2(a - 2)$ ways; this is zero if $a = 1$.

Adding up and simplifying, we get $R(2, a) = p_2(a - 1) + p_2(a - 2) = a$. \square

Theorem 4.2. *For any $a \geq 1$, we have $R(3, a) = \lfloor (3/4)a^2 + (1/3)a + 1/4 \rfloor$.*

Proof. We consider the five possible connection graphs (recall Fig. 2).

Graph (1): No connectors, $r + s = 3$. The remaining $a - 3$ atoms can be distributed among the three symmetric coatoms in $p_3(a - 3)$ ways.

Graph (2): One atom connects two coatoms, $r + s = 2$. The two connected coatoms are in symmetric position, so the remaining $a - 2$ atoms can be distributed in $p_{2,1}(a - 2)$ ways.

Graph (3): One atom connects three coatoms, $r + s = 1$. All coatoms are symmetric, so the remaining $a - 1$ atoms can be distributed in $p_3(a - 1)$ ways.

Graph (4): Two connectors, $r + s = 2$. The two coatoms at the ends are symmetric, so the remaining $a - 2$ atoms can be distributed in $p_{2,1}(a - 2)$ ways.

Graph (5): Three connectors, $r + s = 3$. All coatoms are symmetric, so the remaining $a - 3$ atoms can be distributed in $p_3(a - 3)$ ways.

In all five cases, if $a < r + s$, then p_3 or $p_{2,1}$ has a negative argument, and a zero value by our convention. Adding up we get

$$R(3, a) = 2p_3(a - 3) + p_3(a - 1) + 2p_{2,1}(a - 2).$$

Substituting (4.2) and (4.3), observing that they are valid for all $a \geq 1$ even if the arguments become negative, and simplifying, we obtain the stated result. \square

For $c = 4$ one could continue in the same manner. But there are sixteen connection graphs (see Fig. 3), exhibiting various kinds of symmetry, and manual case-by-case analysis becomes tedious and error-prone. We now turn to a computational method that analyzes the symmetries of the connection graphs, and also provides a numerical solution to our counting problem. In fact, the method will also help us to derive closed form expressions for $R(4, a)$, $R(5, a)$, $R(6, a)$, and $R(7, a)$.

5. BALLS INTO BOXES WITH SYMMETRY

We now address the second phase of our task: given a bicolored connection graph Γ , and an integer n , count the ways of distributing n identical balls (the loners) among the vertices in the first color class (the coatoms). By saying “bicolored” we distinguish the connectors from the coatoms. Otherwise, for example, in graph 5 of Fig. 2 there would be an automorphism that swaps the classes. Alternatively, we can orient the edges from atoms to coatoms.

The count is affected by the automorphism group $\text{Aut}(\Gamma)$, or in fact by its action *on the coatoms*, since that is where we place the balls. For example, although in Fig. 2 the graphs (1), (3), (5) are different, they have the same symmetry between the coatoms. For us they have the same kind of solution, namely $p_3(\cdot)$ as we saw in the previous section.

Let us state the ball distribution problem in a more general form that does not involve lattices or graphs.

Problem 5.1. *Given a group G that acts on a set of boxes $\{1, 2, \dots, c\}$, count the ways of distributing n identical balls in the boxes, when empty boxes are allowed, and two distributions related by an element of G are considered equal.*

Some special cases of Problem 5.1 are well-known. For example, if G is the trivial group, then we have the problem with c distinguished boxes, and the count is $\binom{n+c-1}{c-1}$ by the stars and bars argument. If G is the symmetric group, then the boxes are in effect identical, and the solution involves partitions of the integer n into at most c nonnegative parts.

Despite its seemingly elementary nature, Problem 5.1 is not commonly found in textbooks. However, in a thesis by Lisoněk [17], Section 4.3 is dedicated to the problem of counting such ball distributions. Lisoněk shows that the distributions (which he calls G -partitions) can be counted by an application of the cycle index theorem from the Redfield–Pólya counting theory. For a general introduction to the theory see for example [4]. Lisoněk further shows that the count has a representation as a quasipolynomial; we will return to this topic later. Beware that Lisoněk’s symbols are the reverse of ours, as he puts c balls into n boxes. Some other mentions of the problem include [2, Chapter 14] and [5].

For completeness of exposition, we describe a solution to Problem 5.1 here, without any claim of originality. In our application, we have $G = \text{Aut}(\Gamma)$, and we consider its action on the c coatoms.

For each group element $g \in G$, let $m_j(g)$ be the number of cycles of length j in the disjoint cycle representation of g , and define the cycle index monomial in c indeterminates t_1, \dots, t_c as follows:

$$z_g(t_1, \dots, t_c) = t_1^{m_1(g)} t_2^{m_2(g)} \dots t_c^{m_c(g)}.$$

The cycle index of G (in its action on the boxes) is the average of the cycle index monomials,

$$Z_G(t_1, \dots, t_c) = \frac{1}{|G|} \sum_{g \in G} z_g(t_1, \dots, t_c).$$

A distribution of balls into c boxes (loners to coatoms in our application) is described by a function $\ell : \{1, 2, \dots, c\} \rightarrow \mathbb{N}$, with $\ell(i)$ recording how many balls are in the i th box. Using terminology from counting theory, the nonnegative integers $\ell(i)$ are *figures* attached to each box. Each figure has a weight, which is here simply

Program 1 Count distributions of $0, \dots, n$ balls into c boxes, whose permutation group has cycle index Z_G . Counts returned as a vector.

```

GroupBalls := function(ZG, c, n)
  local i,x,A,Axi,B;
  # Cycle index may use indeterminates 1..c, take next for x.
  x := Indeterminate(Rationals, c+1);
  # Figure-counting polynomial up to n, and substitute x^i.
  A := (1-x^(n+1)) / (1-x);
  Axi := [];
  for i in [1..c] do
    Axi[i] := Value(A, [x], [x^i]);
  od;
  # Function-counting polynomial
  B := Value(ZG, [1..c], Axi);
  # Pick the coefficients for x^0, ..., x^n
  return CoefficientsOfUnivariatePolynomial(B){[1..n+1]};
end;

```

the integer itself. The weight of a function ℓ is $\sum_{i=1}^c \ell(i)$. This is the total number of balls in the distribution, so we want to count functions of weight n .

We further define a figure-counting series

$$(5.1) \quad A(x) = 1 + x + x^2 + \dots = 1/(1-x),$$

which says that there exists one figure of each nonnegative weight (the integer itself). We want the function-counting series

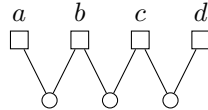
$$B(x) = \sum_{n \geq 0} b_n x^n,$$

whose coefficient b_n counts, up to symmetry, the functions ℓ of weight n . By the cycle index theorem [4, Theorem 7.3] the function-counting series is

$$(5.2) \quad B(x) = Z_G(A(x), A(x^2), \dots, A(x^c)).$$

Thus, as soon as we know the cycle index Z_G , Eq. (5.2) gives a series whose coefficients are the counts we desire (for all $n \geq 0$). This amounts to a very short piece of GAP code (Program 1). As an implementation detail, if we are content with a finite sequence of results, we may replace the series $A(x)$ with the polynomial $1 + x + \dots + x^n$ without affecting the coefficients of $B(x)$ up to x^n .

Example 5.2. Consider the following connection graph of four coatoms a, b, c, d .



The automorphism group G has two elements. Their actions on the coatoms, written in the disjoint cycle notation, are the identity permutation $g_1 = (a)(b)(c)(d)$ and the reflection $g_2 = (a, d)(b, c)$. Now g_1 has four cycles of length one, and g_2 has two cycles of length two, so their cycle index monomials are $z_{g_1}(t_1, t_2, t_3, t_4) = t_1^4$

Algorithm 1 Given c, a_{\max} , calculate $R(c, a)$ for $a = 0, 1, 2, \dots, a_{\max}$.

```

1:  $R \leftarrow (0, \dots, 0)$  ▷ Initialize counts:  $a_{\max}+1$  zeros
2:  $\mathcal{B} \leftarrow ()$  ▷ Lookup table for results by cycle index
3: for  $\Gamma \in \text{IteratorFromDigraphFile}$  do ▷ Read in connection graphs
4:    $c \leftarrow$  number of coatoms in  $\Gamma$ 
5:    $r \leftarrow$  number of connectors in  $\Gamma$ 
6:    $s \leftarrow$  number of coatoms not covering atoms in  $\Gamma$ 
7:    $G \leftarrow \text{AutomorphismGroup}(\Gamma)$  ▷ In Digraphs package
8:    $Z_G \leftarrow \text{CycleIndex}(G, \{1, \dots, c\})$  ▷ GAP builtin function
9:   if  $\mathcal{B}(Z_G)$  exists then ▷ Look up
10:     $B \leftarrow \mathcal{B}(Z_G)$  ▷ Use the memorized result
11:   else
12:     $B \leftarrow \text{GroupBalls}(Z_g, c, a_{\max})$  ▷ Count ball distributions
13:     $\mathcal{B}(Z_G) \leftarrow B$  ▷ Memorize result
14:   Shift  $B$  up by  $r + s$  positions, prepending zeros, truncating after  $a_{\max} + 1$ .
15:    $R \leftarrow R + B$  ▷ Accumulate counts
16: return  $R$ 

```

and $z_{g_2}(t_1, t_2, t_3, t_4) = t_2^2$. Thus we have

$$Z_G(t_1, t_2, t_3, t_4) = \frac{1}{2} (t_1^4 + t_2^2).$$

Let us then count the ways, up to symmetry, of distributing n balls (loners) to the four boxes (coatoms), when $n = 0, 1, 2, \dots, 10$. For this finite sequence we can use a figure-counting polynomial $A(x) = 1 + x + x^2 + \dots + x^{10}$. Substituting this into (5.2) we obtain a polynomial whose low-order coefficients, from x^0 to x^{10} , indicate the counts we desire: 1, 2, 6, 10, 19, 28, 44, 60, 85, 110, 146. \square

Of course, the counting problem in Example 5.2 could have been solved by more elementary combinatorial methods. We may also recognize the counts as the OEIS sequence A005993, hence finding useful formulas and literary references. But the benefit of employing the cycle index theorem is that the process can be fully automated. With a relatively simple GAP program we can easily process millions of connection graphs. This is illustrated in the next section.

6. IMPLEMENTATION AND NUMERICAL RESULTS

The first phase, generating the connection graphs, was performed for $c = 2, 3, \dots, 9$ with `genbgL`, using a script similar to (3.2). The connection graphs were stored in the machine-readable Graph6 format [18], and further compressed with `xz` [19], which is quite efficient here: for $c = 9$, the Graph6 file takes 4.3 GB before compression (52 bytes per graph), but only 144 MB after compression (1.7 bytes per graph).

The second phase was implemented as a GAP program. It uses `IteratorFromDigraphFile` from the Digraphs package to read in the connection graphs. For each graph it counts the ball distributions as described in Section 5, and by adding up the counts it computes $R(c, a)$. The program is here summarized in Algorithm 1, and its full code is available in Bitbucket [15].

TABLE 1. Some details of the computations. Computation time is broken into parts: `genbg` = generating the connection graphs, `aut+cyc` = finding automorphism groups and cycle indices, `counting` = calculating the counts.

c	# connection graphs	# cycle indices	# graphs with trivial action	time (s) <code>genbg</code>	time (s) <code>aut+cyc</code>	time (s) <code>counting</code>
2	2	1	0	0.0	0.0	0.1
3	5	2	0	0.0	0.0	0.7
4	16	6	0	0.0	0.0	4.0
5	72	11	2	0.0	0.1	13.0
6	592	26	101	0.0	0.5	49.6
7	10808	38	4716	0.7	7.7	122.0
8	552251	87	400840	61.4	284.5	459.6
9	82856695	142	74449534	19200.7	44211.1	1297.7

The values of $R(c, a)$ were computed up to $c = 9$ and $a = 1000$. Some aspects of the computation are illustrated in Table 1. Note that although there is a large number of connection graphs, many graphs can have the same cycle index, and `GroupBalls` is called only once for each different cycle index (we use a lookup table).

The fourth column in Table 1 shows the count of connection graphs whose structure makes all coatoms distinguished, that is, graphs such that the action of the automorphism group on the coatoms is trivial. Most connection graphs are of this type when $c = 8$ or $c = 9$. This is similar to the phenomenon that large finite graphs tend to have trivial automorphism groups (cf. sequence A003400 in OEIS [11]).

With $c = 9$, most time was spent in generating the connection graphs and analyzing their symmetries. In comparison, calculating the counts with `GroupBalls` took relatively little time. The computation times should be taken as indicative only. They are the elapsed times when running on a single Intel Xeon E5-2680 core, with a nominal clock frequency of 2.4 GHz. The implementation was certainly not fully optimized and there may be plenty of room for improvement. We used the following program versions: `genbgL` 1.4, GAP 4.8.10 [7], and `Digraphs` 0.11.0 [3].

Some of the numbers for $c \leq 9$ and $a \leq 1000$ are listed in Tables 2 and 3. Since $R(9, 1000) \approx 1.775 \times 10^{27}$, it would not have been practical to count the lattices by generating them. Full listings of the numerical results and the connection graphs are available in Bitbucket [15].

7. OBTAINING FUNCTIONAL FORMS

In this section we show that for any $c \geq 1$, the function $R(c, a)$ has a representation as a quasipolynomial in a (an existence result). Furthermore we find explicit quasipolynomial when $c \leq 7$.

We use Lisoněk's results [17], which show that the number of distributions of n balls into boxes (Problem 5.1) is a quasipolynomial in n . In our application, we take the sum of such quasipolynomial over all connection graphs to obtain $R(c, a)$.

For each connection graph Γ , let $G = \text{Aut}(\Gamma)$, and consider its restricted action on the c coatoms of Γ . The function-counting series (5.2) is a generating function

whose coefficients are the numbers of ways to distribute $n \geq 0$ balls to the c coatsoms. The series has a special form, a rational function whose denominator consists of factors of the form $(1 - x^i)$. From this observation it follows (Lisoněk's Theorem 4.3.5 [17]) that the coefficients are quasipolynomials of n .

A function $f : \mathbb{N} \rightarrow \mathbb{C}$ is a *quasipolynomial* of quasiperiod N , if there are polynomials P_0, P_1, \dots, P_{N-1} such that for all $n \geq 0$,

$$f(n) = P_k(n) \quad \text{when } n \equiv k \pmod{N}.$$

Note that N need not be minimal. This definition is from Stanley [20]. Lisoněk uses a slightly different definition that only requires the function to agree with the polynomials from some point n_0 onwards. We shall use Stanley's definition here.

Quasipolynomials, also known as polynomials on residue classes (PORC), are extremely versatile for expressing combinatorial quantities, which often depend on the parity of the argument, or its residue modulo some integer N . Typical examples are floors of polynomials, such as (4.1)–(4.3). We recall the following from Stanley:

Proposition 7.1 (Part of Proposition 4.4.1 [20]). *A function $f : \mathbb{N} \rightarrow \mathbb{C}$ is a quasipolynomial of quasiperiod N , if it has a rational generating function*

$$\sum_{n \geq 0} f(n)x^n = \frac{P(x)}{Q(x)},$$

where P, Q are polynomials; every root α of Q satisfies $\alpha^N = 1$; and $\deg P < \deg Q$.

Next we re-state Lisoněk's result using Stanley's definition and with explicit mention of a quasiperiod. If G is a permutation group acting on c boxes, we denote by $P_G(n)$ the number of distributions of $n \geq 0$ balls in the c boxes, when distributions related by an element of G are not distinguished.

Proposition 7.2 (cf. Theorem 4.3.5 [17]). *The function $n \mapsto P_G(n)$ is a quasipolynomial of quasiperiod $N = \text{lcm}(1, 2, \dots, c)$.*

Proof. The generating function of $P_G(n)$ is $B(x)$ as defined in (5.2). Now Z_G is a polynomial in c indeterminates t_1, \dots, t_c , and $B(x)$ is obtained from Z_G by the Pólya substitutions $t_i = 1/(1 - x^i)$ for $i = 1, 2, \dots, c$. With this substitution, each cycle index monomial z_g becomes a rational function $R_g(x) = 1/Q_g(x)$, where (1) the denominator is a nonempty product of binomials of the form $(1 - x^i)$, and (2) the degree of the numerator is strictly smaller than the degree of the denominator. Clearly both conditions are retained when all $R_g(x)$ are expanded to have a common denominator; call it $Q(x)$.

Taking the sum of the expanded rational functions and dividing by the constant $|G|$, we obtain $B(x)$ as a rational function $P(x)/Q(x)$ with $\deg P < \deg Q$, and $Q(x)$ consisting of a product of binomials of the form $(1 - x^i)$, with $i \in \{1, 2, \dots, c\}$.

Let $N = \text{lcm}(1, 2, \dots, c)$. Every root α of Q is a root of $(1 - x^i)$ for some $i \in \{1, 2, \dots, c\}$, thus $\alpha^i = 1$ and also $\alpha^N = 1$.

The conditions of Proposition 7.1 are satisfied, so the claim follows. \square

A similar result follows for $R(c, a)$, the number of rank-3 lattices, seen as a function of a with c fixed. But we have to be careful with the initial terms of the sequence. We say that two functions f and g agree from n_0 if $f(n) = g(n)$ for all $n \geq n_0$. If Γ is a connection graph and $a \geq 0$, we write $R(\Gamma, a)$ for the number of rank-3 lattices with the connection graph Γ and a atoms in total.

Proposition 7.3. *For any fixed $c \geq 1$, the function $a \mapsto R(c, a)$ agrees from $\binom{c}{2}$ with a quasipolynomial in a , of quasiperiod $N = \text{lcm}(1, 2, \dots, c)$.*

Proof. Let $N = \text{lcm}(1, 2, \dots, c)$ and $n_0 = \binom{c}{2}$.

Let Γ be any connection graph of c coatoms, and let it have r connectors and s coatoms lacking a connector. It is clear that $r + s \leq n_0$. For $a < r + s$, we have $R(\Gamma, a) = 0$, and for $a \geq r + s$ we have $R(\Gamma, a) = P_\Gamma(a - r - s)$. Clearly $R(\Gamma, a)$ agrees with a quasipolynomial of quasiperiod N from $r + s$, thus also from $n_0 \geq r + s$.

Let then \mathcal{G} be the set of all connection graphs of c coatoms. Then

$$R(c, a) = \sum_{\Gamma \in \mathcal{G}} R(\Gamma, a).$$

Since every $R(\Gamma, a)$ agrees with a quasipolynomial of quasiperiod N from n_0 , so does their sum, as the family of quasipolynomials is closed under finite addition. \square

This (like Lisoněk's Theorem 4.3.5) is an existence result, and does not tell us what the quasipolynomial is. There are many ways how one may seek the exact form. One could inspect the generating function itself, perhaps prove some recurrence relations, and so on. Here we take the low road: for each residue class k , if we know that the constituent polynomial P_k has degree at most d , fit a polynomial of degree d to at least $d + 1$ known values. If done in rational (not floating-point) arithmetic, this identifies the polynomial coefficients exactly. But first we need to have an upper bound on d , so that we know how many points we need. Fortunately we can do this by an elementary argument.

Proposition 7.4. *For any $c \geq 1$, there is a constant K such that $R(c, a) \leq K a^{c-1}$ for all $a \geq 1$.*

Proof. Let Γ be any connection graph with c coatoms. Suppose first that $\text{Aut}(\Gamma)$ fixes all coatoms, that is, we have c distinguished boxes. At least one atom is used by the connection graph, so the number of balls to distribute is $n \leq a - 1$. There are at most a^{c-1} ways to put $a - 1$ balls to c distinguished boxes, since the numbers of balls in the first $c - 1$ boxes are a $(c - 1)$ -tuple of integers between 0 and $a - 1$. Then observe that if $\text{Aut}(\Gamma)$ does not fix all coatoms, this can only decrease the number of distributions. So for all connection graphs we have $R(\Gamma, a) \leq a^{c-1}$. For a fixed value of c , there is a finite collection \mathcal{G} of connection graphs, so $R(c, a) \leq |\mathcal{G}| a^{c-1}$. Take $K = |\mathcal{G}|$. \square

Now, by Propositions 7.3 and 7.4, we know the following:

- $R(4, a)$ agrees with a quasipolynomial with $N = \text{lcm}(1, 2, 3, 4) = 12$ and degree at most 3, from $n_0 = \binom{4}{2} = 6$. For the fit we need $12 \times 4 = 48$ known values.
- $R(5, a)$ agrees with a quasipolynomial with $N = \text{lcm}(1, \dots, 5) = 60$ and degree at most 4, from $n_0 = \binom{5}{2} = 10$. For the fit we need $60 \times 5 = 300$ known values.
- $R(6, a)$ agrees with a quasipolynomial with $N = \text{lcm}(1, \dots, 6) = 60$ and degree at most 5, from $n_0 = \binom{6}{2} = 15$. For the fit we need $60 \times 6 = 360$ known values.

- $R(7, a)$ agrees with a quasipolynomial with $N = \text{lcm}(1, \dots, 7) = 420$ and degree at most 6, from $n_0 = \binom{7}{2} = 21$. For the fit we need $420 \times 7 = 2940$ known values.

The values of n_0 are as guaranteed by Proposition 7.3. Once a quasipolynomial is available, one can check if it happens to agree with some of the initial terms, and extend its range accordingly.

As we already computed the values up to $a = 1000$ before, we have enough values to fit the polynomials up to $c = 6$. For $c = 7$ we reran Algorithm 1 with $a_{\max} = 3000$, which took about 1100 seconds.

From the polynomial fits we obtain the following quasipolynomials. Leading terms that are common to all residue classes are collected together. For the terms that depend on residue class, we use this shorthand notation: the quantity $[c_0, c_1, \dots, c_{M-1}]$ takes the value c_k when $a \equiv k \pmod{M}$. For example, $[3, -3]$ means 3 if a is even, and -3 if a is odd. Note that M may be smaller than N .

Theorem 7.5. *For any $a \geq 0$, we have*

$$R(4, a) = (97/144)a^3 - (5/6)a^2 + [44/48, 47/48]a \\ + [0, 13, 8, -45, 40, -19, 0, -5, 8, -27, 40, -37] / 72.$$

Theorem 7.6. *For any $a \geq 3$, we have*

$$R(5, a) = (175/192)a^4 - (3079/480)a^3 + (11771/480)a^2 \\ + [-7268/160, -7273/160]a + h(a),$$

where

$$h(a) = [33600, 34019, 34072, 33627, 33152, 34915, 33624, 33947, 33472, 33507, \\ 34520, 34459, 32832, 33827, 34072, 34395, 33344, 34147, 33432, 33947, \\ 34240, 33699, 33752, 34267, 32832, 34595, 34264, 33627, 33152, 34147, \\ 34200, 34139, 33472, 33507, 33752, 35035, 33024, 33827, 34072, 33627, \\ 33920, 34339, 33432, 33947, 33472, 34275, 33944, 34267, 32832, 33827, \\ 34840, 33819, 33152, 34147, 33432, 34715, 33664, 33507, 33752, 34267] / 960.$$

It was indeed necessary to be careful with initial terms. The quasipolynomial in Theorem 7.6 does *not* agree with $R(5, a)$ at $a = 0, 1, 2$. At those points, the quasipolynomial yields 35, 9, 6, while the true values of $R(5, a)$ are 0, 1, 5.

There does not seem to be much structure in the “quasiconstant” $h(a)$ term of $R(5, a)$. It has the full period 60. Perhaps this was to be expected: from Table 1 we recall that $R(5, a)$ ensues as a sum over 72 graphs having 11 different cycle indices. If the graphs have residue-dependent contributions with different periods, their joint effect will easily end up with the full period. If desired, one may try to manipulate $h(a)$ into a form that is more pleasant to human eyes.

It would have been quite tedious to derive $R(5, a)$ manually, even if to find just the leading terms. By the help of computations we can readily see the three leading terms, which do not depend on residue class, and which provide a fairly precise picture of the growth rate of $R(5, a)$. And if we want the fine details, they

are there. With the explicit formula one can easily calculate, say, $R(5, 1000000) = 911451918774522871241702$.

For reasons of clarity, for $c = 6$ and $c = 7$ we show here just the leading terms that are common to all residue classes, and hide the lower order terms behind an O notation. The full explicit quasipolynomials are available in Bitbucket [15].

Theorem 7.7.

$$R(6, a) = (185521/86400)a^5 - (266581/6912)a^4 + (4268287/12960)a^3 + O(a^2).$$

Theorem 7.8.

$$R(7, a) = (35406319/3628800)a^6 - (205303771/604800)a^5 \\ + (986460817/181440)a^4 - (908874965/18144)a^3 + O(a^2).$$

As a redundancy check, for all available values of a , we compared the quantities evaluated from the quasipolynomials against the values directly obtained from Algorithm 1, and observed that they agree.

Finally, let us see what the computations have to say about simple cases. By the same polynomial-fit method as above, for all $a \geq 0$ we obtain

$$R(2, a) = a, \\ R(3, a) = (3/4)a^2 + (1/3)a + [0, -1, -8, 3, -4, -5] / 12,$$

giving an alternative derivation of our first basic results in Section 4.

8. CLOSING REMARKS

The computations in this work were facilitated by the availability of several tools. For the first phase, where the connection graphs were generated, a tool of isomorphism-free graph generation (`genbgL` from the `nauty` package) was essential. The second phase required the mathematical machinery of counting theory; but for actually computing the automorphism groups and cycle indices of millions of graphs, it was convenient that those tools were available in `GAP` and `Digraphs`. Easy-to-use arithmetic on large integers, rationals, and polynomials was also helpful.

The method of converting the generating functions to functional forms by computing initial terms and then doing a polynomial fit has a certain “snake oil” appeal. It is easy to do, provided that one has a suitable existence result that the quasipolynomial actually is there to be found. However, it may require rather long sequences to be computed. Perhaps a computational method that inspects the structure of the generating function directly would be more efficient here.

Here we considered only one kind of lattices, the rank-3 lattices. Some of the methods used here may be applicable to other low-rank graded lattices as well. A natural next question would be that of rank-4 lattices. What is $R(c, m, a)$, the number of graded lattices of c coatoms, m elements in the middle level, and a atoms? Can one simply “glue” two rank-3 lattices on top of each other? Perhaps, but with two considerations: that of isomorphism, and that of ensuring that the glued results are indeed lattices.

Another thing for further study would be to implement an *enumerator*, that is, a computational function that creates a rank-3 lattice on demand, when given an indexing integer i such that $1 \leq i \leq R(c, a)$.

REFERENCES

- [1] R. B. J. T. Allenby and Alan Slomson. *How to Count: An Introduction to Combinatorics*. Chapman and Hall/CRC, 2nd edition, 2010.
- [2] Richard M. Beekman. *An Introduction to Number Theoretic Combinatorics*. Lulu Press, 2017.
- [3] J. De Beule, J. Jonusas, J. D. Mitchell, M. Torpey, and W. A. Wilson. *Digraphs – a GAP package, version 0.11.0*, 2017.
- [4] Peter J. Cameron. *Notes on Counting: An Introduction to Enumerative Combinatorics*. Cambridge University Press, 2017.
- [5] Peter J. Cameron. A counting problem. <https://cameroncounts.wordpress.com/2018/03/16/a-counting-problem/>, March 2018. Blog post.
- [6] Marcel Ern e, Jobst Heitzig, and J urgen Reinhold. On the number of distributive lattices. *Electron. J. Comb.*, 9, 2002. Article #R24.
- [7] The GAP Group. *GAP – Groups, Algorithms, and Programming, version 4.8.10*, 2018.
- [8] Volker Gebhardt and Stephen Tawn. Constructing unlabelled lattices. *ArXiv e-prints*, September 2016.
- [9] Frank Harary and Edgar M. Palmer. *Graphical Enumeration*. Academic Press, 1973.
- [10] Jobst Heitzig and J urgen Reinhold. Counting finite lattices. *Algebr. univ.*, 48(1):43–53, 2002.
- [11] OEIS Foundation Inc. The On-Line Encyclopedia of Integer Sequences. <https://oeis.org>, 2018.
- [12] Peter Jipsen and Nathan Lawless. Generating all finite modular lattices of a given size. *Algebr. univ.*, 74(3):253–264, 2015.
- [13] D. J. Kleitman and K. J. Winston. The asymptotic number of lattices. *Ann. Discrete Math.*, 6:243–249, 1980.
- [14] Walter Klotz and Lutz Lucht. Endliche Verb ande. *J. Reine Angew. Math.*, 247:58–68, 1971.
- [15] Jukka Kohonen. Counting rank-3 lattices. <https://bitbucket.org/jkohonen/count-rank3-lattices>, 2018.
- [16] Shoji Kyuno. An inductive algorithm to construct finite lattices. *Math. Comput.*, 145:409–421, 1979.
- [17] Petr Lison ek. *Computer-assisted Studies in Algebraic Combinatorics*. PhD thesis, Johannes Kepler Universit at, Linz, September 1994. Available at <http://www.lacim.uqam.ca/~plouffe/articles/thesis.pdf>.
- [18] Brendan D. McKay and Adolfo Piperno. Nauty and Traces User’s Guide (Version 2.6). <http://pallini.di.uniroma1.it/Guide.html>, 2016.
- [19] The Tukaani Project. XZ Utils. <https://tukaani.org/xz/>, 2018.
- [20] Richard P. Stanley. *Enumerative Combinatorics*, volume 1. Cambridge University Press, 2nd edition, 2012.

DEPARTMENT OF COMPUTER SCIENCE, UNIVERSITY OF HELSINKI, PO BOX 68, FI-00014 HELSINKI, FINLAND

E-mail address: `jukka_kohonen@iki.fi`

TABLE 2. Some values of $R(c, a)$ (see [15] for full results).

a	$R(3, a)$	$R(4, a)$	$R(5, a)$	$R(6, a)$	$R(7, a)$
1	1	1	1	1	1
2	3	4	5	6	7
3	8	13	20	29	39
4	13	34	68	121	197
5	20	68	190	441	907
6	29	121	441	1384	3736
7	39	197	907	3736	13530
8	50	299	1690	8934	42931
9	64	432	2916	19298	120892
10	78	600	4734	38268	306120
11	94	806	7310	70685	706642
12	112	1055	10836	123057	1506016
13	131	1352	15528	203764	2996398
14	151	1698	21619	323383	5618515
15	174	2100	29365	494925	10008899
16	197	2561	39045	734034	17053898
17	222	3085	50961	1059330	27950691
18	249	3675	65434	1492653	44275741
19	277	4338	82809	2059229	68059684
20	306	5074	103453	2788044	101869637
21	338	5891	127751	3712081	148898469
22	370	6790	156117	4868468	213061109
23	404	7777	188980	6298878	299097442
24	440	8854	226794	8049751	412683316
25	477	10029	270037	10172443	560547117
26	515	11300	319204	12723627	750594650
27	556	12677	374813	15765529	992040210
28	597	14160	437409	19366035	1295545409
29	640	15756	507553	23599151	1673363704
30	685	17465	585831	28545198	2139494240
...					
100	7533	665370	84971972	17929736129	6858729229937
200	30066	5355739	1407988534	627979574932	524132826147936
300	67600	18112775	7211812220	4914131994972	6330705903535897
400	120133	42978145	22926705532	21021167741959	36624782962133435
500	187666	83993514	56170430969	64731346381612	142179199873933941
600	270200	145200550	116748251030	162041086855752	429521796157985802
700	367733	230640920	216652928217	351737648034289	1092140851049830127
800	480266	344356289	370064725029	687975809274792	2448715582864593496
900	607800	490388325	593351403965	1242854550978032	4988371711653746757
1000	750333	672778695	905068227527	2108993735138119	9422962085155489652

TABLE 3. Some values of $R(c, a)$ (see [15] for full results).

a	$R(8, a)$	$R(9, a)$
1	1	1
2	8	9
3	50	64
4	299	432
5	1690	2916
6	8934	19298
7	42931	120892
8	183303	690896
9	690896	3517049
10	2310366	15818049
11	6920971	63028260
12	18783412	224257964
13	46705657	719521493
14	107510169	2102741467
15	231227596	5650968147
16	468463678	14088437189
17	900399211	32842695865
18	1651885113	72096705250
19	2908101609	149972933224
20	4935241680	297260914919
21	8105691264	564176756133
22	12928165761	1029721046925
23	20083274851	1814279741924
24	30464974385	3096191012173
25	45228381098	5133079209599
26	65844403276	8288835750730
27	94161667324	13067204701747
28	132476193092	20153009591032
29	183609295480	30462135974619
30	250994166078	45201463018088
...		
100	5078592962561811	7626564586350129874
200	880085483053191106	3142649707966986066096
300	16609587584876364182	94045317769328410172825
400	130737521692628355615	1014377064737641167135036
500	642112898798336927353	6329853496024443260170625
600	2346516577212608845729	28059449401711567076441545
700	7000760472426076825846	98420943238637719981239097
800	18015850571650533933600	291130542533101026907632456
900	41425805120978743606026	756477905666369353284138046
1000	87178719353101913391613	1775181449515604936706800068