

# Grasp Planning for Customized Grippers by Iterative Surface Fitting

Yongxiang Fan\*, Hsien-Chung Lin\*, Te Tang, Masayoshi Tomizuka

**Abstract**—Customized grippers have broad applications in industrial assembly lines. Compared with general parallel grippers, the customized grippers have specifically designed fingers to increase the contact area with the workpieces and improve the grasp robustness. However, grasp planning for customized grippers is challenging due to the object variations, surface contacts and structural constraints of the grippers. In this paper, an iterative surface fitting (ISF) algorithm is proposed to plan grasps for customized grippers. ISF simultaneously searches for optimal gripper transformation and finger displacement by minimizing the surface fitting error. A guided sampling is introduced to avoid ISF getting stuck in local optima and improve the collision avoidance performance. The proposed algorithm is able to consider the structural constraints of the gripper, such as the range of jaw width, and plan optimal grasps in real-time. The effectiveness of the algorithm is verified by both simulations and experiments.

## I. INTRODUCTION

Grasping is an essential capability for robots to extend the functionality and execute complex tasks such as assembly, picking and packaging. Compared with general parallel grippers, the customized grippers are designed for particular class of manipulation tasks by matching the contact surface of the gripper with the geometry of the workpieces. As a result, the customized grippers generally have larger gripping force and more robust grasp. For example, the food industry may design particular grippers to grasp cakes from conveyors for food packing, and the autonomous assembly line may require customized grippers to assure stable grasp and precise localization.

However, the grasp planning for customized grippers are challenging. The traditional point contact model or soft finger model [1] in grasp modeling is insufficient to describe the large surface contact between the gripper and the object. Thus, the quality evaluation is ambiguous for one particular grasp configuration. Therefore, it is desirable to exploit the surface information of the gripper and the object for grasp planning.

There are several related works proposed to reveal the importance of contact surfaces in grasp planning. A taxonomy of grasp is constructed in [2], [3] to analyze grasp models and design grippers. The taxonomy observes that both power grasps and precision grasps tend to increase the contact surface to improve the stability and robustness of the grasp, where the object is either surrounded by the palm and

fingers in power grasps, or by the soft fingertips in precision grasps.

The fingertip space is proposed in [4] to take into account the matching of the basic fingertip geometry to object surface. The grasps are searched based on several layers of fingertip space with different resolutions. This method assumes point contact between the finger and the object, which is not the case for customized grippers with large contact surfaces. To take advantage of the large contact surface on grasp stability and robustness, [5] searches optimal grasps by minimizing the distance between predefined points on the hand and the surface of the object with the simulated annealing method. The resultant grasps match the object surface by enclosing the object with more contacts. However, the computation load is excessively heavy for online implementations. The grasp synthesis for human hands using shape matching algorithm is proposed in [6]. The algorithm matches hand shapes in a database to the query object by identifying collections of features with similar relative placements and surface normals. However, this approach requires lots of human demonstration to collect enough hand pose samples. Hence the searching for proper grasps requires considerable time with exhaustive sampling. The idea of matching the shapes of parallel grippers to the geometries of objects are utilized in [7], [8] to accelerate the grasp searching speed by filling the parallel gripper with the object; however, this method cannot be generalized to a gripper with complicated shape like customized grippers.

In order to consider more complicated gripper shape and retrieve reliable and secure grasps, it is desired to match the surfaces on the gripper to the object more precisely. The idea of shape registration using iterative closest point (ICP) is first proposed in [9] and then refined by [10], [11], [12]. However, these approaches only consider to align one source object to one target object, while the surface matching in grasp planning for customized grippers can be regarded as registering multiple surfaces on different fingers to one target object. Moreover, the surfaces have to satisfy the constraints of the grippers such as the jaw width, allowable degrees of freedom (DOF) and the alignment of contact normals.

Considering the specific surface matching problem in grasp planning, this paper proposes an iterative surface fitting (ISF) algorithm, where it fits the contact surface based on a metric measuring the distance of gripper-object surface as well as the misalignment of the contact normals. ISF takes the motions of both the palm and fingers into consideration by a proposed iterative palm-finger optimization (IPFO). A guided sampling is also introduced to encourage the exploration of the regions with high fitting scores.

\*These authors equally contributed to this work.

Yongxiang Fan, Hsien-Chung Lin, Te Tang, and Masayoshi Tomizuka are with Department of Mechanical Engineering, University of California, Berkeley, Berkeley, CA 94720, USA yongxiang-fan, hclin, tetang, tomizuka@berkeley.edu

The contributions of this paper are as follows. First, the proposed algorithm includes both the desired grasp surfaces and the structural constraints of the gripper such as the jaw width, the DOF. It also achieves simultaneous surface fitting and gripper kinematic planning. Second, the proposed guided sampling avoids getting stuck in the local optima by exploiting the previous grasping experience. The grasp planning by ISF and guided sampling achieves a real-time planning and the time to search for a collision-free grasp is less than 0.1 s for the objects in the simulation and experiment. Furthermore, by combining with the dedicated gripper design, the proposed surface fitting algorithm can deal with objects with complicated shapes as well as a clutter task with unsegmented point clouds.

The remainder of this paper is described as follows. The grasp planning problem for customized gripper is stated in Section II, followed by a detailed introduction of the proposed method including the iterative surface fitting and the guided sampling in Section III. Simulation and experiment results are presented in Section IV. Section V concludes the paper and proposes future works.

## II. PROBLEM STATEMENT

A grasp planning example with a customized gripper is shown in Fig. 1. The customized gripper has parallel jaws with curved fingertip surfaces. The object to grasp is a cylinder. The grasp planning problem is to search for the optimal pose of the gripper relative to the object by maximizing a quality metric considering the constraints such as the width of the gripper jaw. More concretely, it is formulated as

$$\max_{R, t, \delta d, \mathcal{S}_j^f, \mathcal{S}_j^o} Q(\mathcal{S}_1^f, \mathcal{S}_2^f, \mathcal{S}_1^o, \mathcal{S}_2^o) \quad (1a)$$

$$s.t. \quad \mathcal{S}_j^f \subset \mathcal{T}(\partial\mathcal{F}_j; R, t, \delta d), \quad j = 1, 2 \quad (1b)$$

$$\mathcal{S}_j^o = NN_{\partial\mathcal{O}}(\mathcal{S}_j^f), \quad j = 1, 2 \quad (1c)$$

$$(\mathcal{S}_1^f, \mathcal{S}_2^f) \in \mathcal{W}(d_0 + \delta d) \quad (1d)$$

$$d_0 + \delta d \in [d_{\min}, d_{\max}] \quad (1e)$$

where  $j \in \{1, 2\}$  is the finger index,  $R \in SO(3), t \in \mathbb{R}^3$  are the rotation and the translation of the gripper jaw from the original pose,  $\delta d \in \mathbb{R}$  is the finger displacement from the original width  $d_0$ , and  $Q$  represents the grasp quality with respect to the finger contact surfaces  $\mathcal{S}_j^f$  and the object contact surface  $\mathcal{S}_j^o$ . The finger contact surface  $\mathcal{S}_j^f$  lies on the finger surface  $\partial\mathcal{F}_j$  transformed by  $\mathcal{T}$ , as shown in (1b). The object contact surface  $\mathcal{S}_j^o$  is determined by the nearest neighbor of the  $\mathcal{S}_j^f$  on the object surface  $\partial\mathcal{O}$ , as shown in (1c). Constraint (1d) indicates that the finger contact surfaces should be constrained in the space  $\mathcal{W}$  parameterized by the jaw width, and (1e) describes the constraint of the finger displacement. The optimization (1) searches for the optimal gripper transformation  $(R^*, t^*)$  and finger displacement  $d^*$  by maximizing the grasp quality  $Q$ .

Problem (1) is a standard grasp planning problem if the contact surfaces are degenerated into points. In general

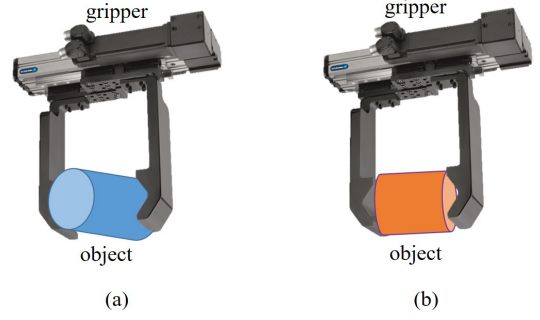


Fig. 1. An example grasp of cylinder objects by a parallel gripper with curved fingertip surfaces. A natural quality is the surface fitting error between the gripper and the object, where the blue object in (a) has more steady grasp compared with the orange object in (b).

surface contact situation, the point contact model may not be able to incorporate the gripper surface directly into the planning. Problem (1) becomes challenging to solve by either gradient based methods or sampling based methods. On one hand, modeling the contact surfaces as decision variables is nontrivial in the gradient based methods. On the other hand, the sampling based methods require exploring the whole state space, which is not suitable for real-time implementation.

A natural surface-related quality can be constructed by matching the surfaces between the object and the gripper. Intuitively, the grasp with small surface matching error (Fig. 1(a)) is more stable and robust compared with the one with large surface matching error (Fig. 1(b)). Therefore, an iterative surface fitting (ISF) algorithm is proposed in this paper to search for optimal grasps of the gripper relative to the object. The optimality is in the sense of surface fitting errors. The formulation is modified from the iterative closest point (ICP) by including the structural constraints of different fingers such as the width and DOF. ISF is initialized by a guided sampling algorithm in order to avoid trapped in a local optima and achieve collision avoidance. These methods are introduced below.

## III. PROPOSED METHODS

In this section, the related ICP is first reviewed in Section III-A, followed by the introduction of ISF with a one DOF customized gripper in Section III-B. The planning for multi-fingered customized gripper is discussed in Section III-C. Lastly, the guided sampling of ISF is presented in Section III-D.

### A. Iterative Closest Point

The ICP algorithm is first proposed in [9] for 3D shape registration. It searches for the optimal rigid transformation to align the source surface towards the target surface by minimizing the distance between them. The minimization is conducted by iteratively searching the correspondence points of the surfaces and minimizing the Euclidean distance of these correspondence points. More specifically, it is written as

$$\min_{R, t} \sum_{i=1}^m \|Rp_i + t - q_i\|^2 \quad (2)$$

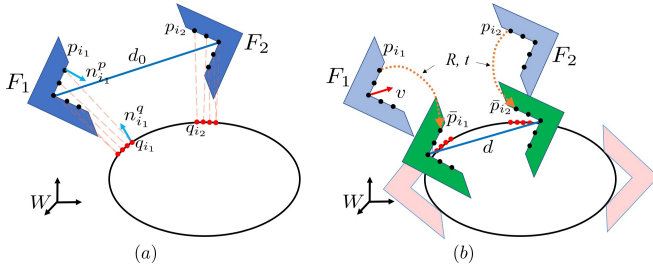


Fig. 2. Illustration of the iterative surface fitting (ISF). (a) The correspondence matching, where the corresponding point  $q_{ij}$  on object surface is found by searching with the nearest neighbor and removing outliers and duplicates. (b) The surface fitting procedure, where the gripper transformation  $(R, t)$  and finger displacement  $\delta d$  are optimized by an iterative palm-finger optimization (IPFO). The green gripper is updated by the optimization result, and the pink one is the converged result after several iterations of ISF.

where  $p_i, q_i \in \mathbb{R}^3$  denote a correspondence pair on the source surface and the target surface, and  $m$  is the number of the correspondence pairs. The correspondence of  $(p_i, q_i)$  are searched by the nearest neighbor method. The optimal transformation  $(R, t)$  is calculated and applied to the source surface, after which the correspondence is updated by searching with the nearest neighbor again. These two steps are performed iteratively until convergence.

A relevant variation proposed by [13] calculates the distance along the normal direction:

$$\min_{R, t} \sum_{i=1}^m ((Rp_i + t - q_i)^T n_i^q)^2 \quad (3)$$

where  $n_i^q$  indicates the normal of the target surface on point  $q_i$ . Instead of calculating the Euclidean distance between the transformed source point and the corresponding target point, the modification calculates the distance of the point to the plane by projecting the vector to normal direction  $n_i^q$ . Therefore, this modification allows the source surface to slide along the flat target surface.

Assume the rotation angle is small, the rotation matrix  $R$  can be approximated by  $I + \hat{r}$ , where  $\hat{r} \in so(3)$  represents the skew-symmetric matrix of the axis-angle vector  $r \in \mathbb{R}^3$ . With this approximation, (3) can be solved analytically by a standard least squares:

$$\min_x \|Ax - b\|_2^2 \quad (4)$$

where  $A = [a_1^T, \dots, a_m^T]^T$ , and  $b = [b_1, \dots, b_m]^T$  with

$$a_i = [(p_i \times n_i^q)^T, (n_i^q)^T] \quad (5a)$$

$$b_i = (q_i - p_i)^T n_i^q \quad (5b)$$

The optimal solution for the transformation is then given by  $x = [r^T, t^T]^T = (A^T A)^{-1} A^T b$  under the current correspondence.

### B. Iterative Surface Fitting with one DOF Gripper

ICP algorithm, however, can only register one single surface to the target surface at a time. In the grasping applications, a gripper usually consists of two or more fingers, which are all expected to be fitted on the target workpiece.

We propose an iterative surface fitting (ISF) algorithm here to register multiple finger surfaces to the target workpiece at the same time considering the motions of fingers.

For ease of illustration, the ISF algorithm is introduced using a customized gripper with two fingers and one DOF, where the two fingers move in opposite directions to adjust the jaw width (Fig. 2). The ISF algorithm iteratively executes two modules: the correspondence matching and the surface fitting. The correspondence matching contains the nearest neighbor search and outlier/duplicate filtering. As shown in Fig. 2(a), given the point  $p_{ij}$  on the gripper surface (black dots) on the  $j$ -th finger, the KD-Tree is employed to search the nearest neighbor  $q_{ij}$  on the object surface (red dots), where the dash lines represent their correspondence. The outlier filtering removes the pairs whose distances are excessively large and the duplicate filtering considers the case where multiple points are assigned to the same point on the object. In this case, Only the pair with the minimum distance will be kept, while other correspondences will be removed [12]. The outlier/duplicate filtering are particularly useful in our implementation since the gripper surface and object surface overlap only partially, and rejecting these point pairs greatly increases the robustness.

In Fig. 2(b), the surface fitting aims to search over the gripper transformation  $(R, t)$  as well as the relative motion  $\delta d = d - d_0$  between the fingers, where  $d_0$  and  $d$  indicate the jaw width before and during the optimization. To be more specific, the surface points are transformed to new locations by

$$\bar{p}_{ij} = Rp_{ij} + t + \frac{1}{2}(-1)^j Rv\delta d, \quad j = 1, 2 \quad (6)$$

where  $v \in \mathbb{R}^3$  is a unit vector pointing from  $F_1$  to  $F_2$ , as shown by the red arrow in Fig. 2(b). Then the matching of contact points can be quantified by an error metric, which is given by

$$E_p(R, t, \delta d) = \sum_{i=1}^m \sum_{j=1}^2 \left( (\bar{p}_{ij} - q_{ij})^T n_{ij}^q \right)^2 \quad (7)$$

An additional cost term is constructed as

$$E_n(R) = \sum_{i=1}^m \left( (Rn_i^p)^T n_i^q + 1 \right)^2 \quad (8)$$

where  $E_n$  represents the misalignment error between the normal of the gripper  $n_i^p$  and that of the object  $n_i^q$ . By minimizing  $E_n$ , the normals of the finger surface are forced to align towards the normals of the object surface.

The surface fitting is to minimize the surface fitting error

$$\min_{R, t, \delta d} E(R, t, \delta d) \quad (9a)$$

$$s.t. \quad \delta d + d_0 \in [d_{\min}, d_{\max}] \quad (9b)$$

with the overall error  $E(R, t, \delta d) = E_p(R, t, \delta d) + \alpha^2 E_n(R)$  and  $\alpha$  is the weighting factor that balances the the point matching and the normal alignment.

Problem (9) is nonlinear due to the coupling between the  $R$  and  $\delta d$ . In this paper, the palm transformation  $R, t$  and

**Algorithm 1** Iterative Palm-Finger Optimization (IPFO)

---

```

1: Input:  $(p_i, q_i)$ ,  $(n_i^p, n_i^q)$ ,  $d_0$ 
2: Init: Initialize  $\delta d^* = 0$ ,  $R^* = I$ ,  $t^* = 0_3$ ,  $e_p = \infty$ 
3: while  $e_p - E(R^*, t^*, \delta d^*) > \Delta e$  do
4:    $e_p \leftarrow E(R^*, t^*, \delta d^*)$ 
5:    $\{R^*, t^*\} \leftarrow \min_{R,t} E(R, t, \delta d^*)$  by (10)
6:    $\delta d^* \leftarrow \min_{\delta d} E(R^*, t^*, \delta d)$  by (12)
7: end while
8: return  $\{R^*, t^*, \delta d^*, e_p\}$ 

```

---

the finger displacement  $\delta d$  are solved by an iterative palm-finger optimization (IPFO). The palm optimization optimizes for the optimal palm transformation  $R^*, t^*$  with fixed  $\delta d$ , while the finger optimization optimizes for the optimal finger displacement  $\delta d^*$  with fixed  $(R, t)$ .

The palm optimization can be formulated as a least squares problem that is similar to (4) with an augmented matrix  $\tilde{\mathbf{A}} = [\mathbf{A}_1^T, \mathbf{A}_2^T, \mathbf{A}_n^T]^T$  and an augmented vector  $\tilde{\mathbf{b}} = [\mathbf{b}_1^T, \mathbf{b}_2^T, \mathbf{b}_n^T]^T$ , where  $\mathbf{A}_j$  and  $\mathbf{b}_j$  are the point matching of each finger surface modified from (4), with  $p_i$  in (5) replaced by  $\tilde{p}_{i_j} = p_{i_j} + 0.5(-1)^j v \delta d$  for  $j = 1, 2$  to consider the displacement of the finger.  $\mathbf{A}_n$  and  $\mathbf{b}_n$  are the additional term to align the contact normals. Derived from (8), we can get  $\mathbf{A}_n = [a_{n,1}^T, \dots, a_{n,m}^T]^T$  and  $\mathbf{b}_n = [b_{n,1}, \dots, b_{n,m}]^T$  with  $a_{n,i} = [\alpha(n_i^p \times n_i^q)^T, 0_3^T]$  and  $b_{n,i} = -\alpha(n_i^p)^T n_i^q - \alpha$ . Hence, the palm optimization has the closed form and can be represented as

$$x = (\tilde{\mathbf{A}}^T \tilde{\mathbf{A}})^{-1} \tilde{\mathbf{A}}^T \tilde{\mathbf{b}} \quad (10)$$

The finger optimization with fixed  $(R, t)$  in (9) is a one-dimensional constrained quadratic programming,

$$\min_{\delta d} \sum_{i=1}^m \sum_{j=1}^2 (b_{i_j} - a_{i_j} \delta d)^2 \quad (11a)$$

$$s.t. \quad \delta d + d_0 \in [d_{\min}, d_{\max}] \quad (11b)$$

where  $a_{i_j} = 0.5(-1)^{j-1} (Rv)^T n_{i_j}^q$ , and  $b_{i_j} = (Rp_{i_j} + t - q_{i_j})^T n_{i_j}^q$ . The optimal finger relative motion is given by

$$\delta d^* = \begin{cases} d_{\min} - d_0, & \text{if } \delta \hat{d} + d_0 < d_{\min} \\ \delta \hat{d}, & \text{if } d_{\min} \leq \delta \hat{d} + d_0 \leq d_{\max} \\ d_{\max} - d_0, & \text{if } \delta \hat{d} + d_0 > d_{\max} \end{cases} \quad (12)$$

with

$$\delta \hat{d} = \frac{\sum_{i=1}^m \sum_{j=1}^2 a_{i_j} b_{i_j}}{\sum_{i=1}^m \sum_{j=1}^2 a_{i_j}^2} \quad (13)$$

The procedure of IPFO is summarized in Alg. 1. Given the correspondence  $(p_i, q_i)$  and the corresponding normals  $(n_i^p, n_i^q)$  as inputs, IPFO minimizes the error metric (9) in an iterative manner (Line 5-6). The iteration stops when the error reduction is less than a threshold  $\Delta e$  (Line 3).

The ISF algorithm iteratively searches the correspondence and optimizes over  $R, t$ , and  $\delta d$ , as shown in Fig. 2. Inspired by [10], ISF is optimized hierarchically by searching with a multi-resolution pyramid, as shown in Alg. 2. The inputs to ISF include the initial gripper state  $R_c, t_c, d_0$ , the surfaces

**Algorithm 2** Iterative Surface Fitting (ISF)

---

```

1: Input: Initial state  $R_c, t_c, d_0$ ,  $\partial \mathcal{O}$ ,  $\partial \mathcal{F}$ ,  $L, I_0, \epsilon_0$ 
2: Init:  $\partial \mathcal{F} = \mathcal{T}(\partial \mathcal{F}; R_c, t_c, d_0)$ 
3: for  $l = L - 1, \dots, 0$  do
4:    $\mathcal{S}^f \leftarrow \text{downsample}(\partial \mathcal{F}, 2^l)$ ,  $I_l = I_0/2^l$ ,  $\epsilon_l = 2^l \epsilon_0$ 
5:    $\mathcal{S}_0^f \leftarrow \mathcal{S}^f$ ,  $e_s \leftarrow \infty$ ,  $\eta \leftarrow 0$ 
6:   while  $\eta \notin [1 - \epsilon_l, 1 + \epsilon_l]$  and  $it++ \leq I_l$  do
7:      $e_{s,p} \leftarrow e_s$ 
8:      $\mathcal{S}^o \leftarrow NN_{\partial \mathcal{O}}(\mathcal{S}^f)$ 
9:      $\{\mathcal{S}^f, \mathcal{S}^o\} \leftarrow \text{filter}(\mathcal{S}^f, \mathcal{S}^o)$ 
10:     $\{R^*, t^*, \delta d^*, \text{error}\} \leftarrow \text{IPFO}(\mathcal{S}^f, \mathcal{S}^o, d_0)$ 
11:     $\mathcal{S}^f \leftarrow \mathcal{T}(\mathcal{S}^f; R^*, t^*, \delta d^*)$ 
12:     $\partial \mathcal{F} \leftarrow \mathcal{T}(\partial \mathcal{F}; R^*, t^*, \delta d^*)$ 
13:     $d_0 \leftarrow d_0 + \delta d^*$ 
14:     $e_s \leftarrow \|\mathcal{S}^f - \mathcal{S}_0^f\|$ ,  $\eta \leftarrow e_s / e_{s,p}$ 
15:  end while
16: end for
17: return  $\{\text{error}, \partial \mathcal{F}\}$ 

```

---

$\partial \mathcal{O}$  and  $\partial \mathcal{F}$ , and the parameters for hierarchical searching (Line 1).  $L, I_0$  and  $\epsilon_0$  denote the level number, maximum iteration and error bound for convergence, respectively. The gripper surface  $\partial \mathcal{F}$  is first transformed to the specified initial state (Line 2). In each level of pyramid, the  $\partial \mathcal{F}$  is downsampled adaptively to  $\mathcal{S}^f$  with different resolutions (Line 4). The while loop iteratively searches correspondence and solves for desired gripper motion. The correspondence matching is conducted with nearest neighbor search (Line 8) and with the outlier/duplicate filtering (Line 9). The desired palm transformation and finger displacement are optimized by IPFO (Line 10). Both the surface  $\partial \mathcal{F}$  and its sample  $\mathcal{S}^f$  are transformed by the optimized gripper motion (Line 11-12). The while loop is terminated if IPFO gives a similar transformation in adjacent iterations.

**C. Iterative Surface Fitting (ISF) in General Case**

The algorithm is able to extend to multi-fingered grippers. Similar as above, we deal with the coupling by iteratively solving the palm transformation and finger displacement. The difference is that the finger displacement for a  $K_f$ -finger case can be represented as  $\delta \theta = [\delta \theta_1^T, \dots, \delta \theta_{K_f}^T]^T$  instead of the change of jaw width  $\delta d$ . And the problem can be formulated as

$$\min_{R, t, \delta \theta} \sum_{j=1}^{K_f} E_j(R, t, \delta \theta_j) \quad (14a)$$

$$s.t. \quad \theta_{\min, j} \leq \delta \theta_j + \theta_{0, j} \leq \theta_{\max, j}, \quad j = 1, \dots, K_f \quad (14b)$$

where  $E_j$  is the error metric for the  $j$ -th finger,  $\theta_{0, j}$  is the initial position of  $j$ -th finger. Similarly to the one DOF case in (9), the problem (14) can be decomposed to a series of palm optimization and finger optimization. The palm optimization optimizes for the optimal palm transformation  $R^*, t^*$  with fixed  $\delta \theta_j$ , while the finger optimization solves for the optimal finger displacement  $\delta \theta_j$  with fixed  $(R, t)$ .

---

**Algorithm 3** Grasp Planning Algorithm

---

```
1: Input:  $\partial\mathcal{O}, \partial\mathcal{F}$ , center#  $K$ , sample#  $K_s$ ,  $d_0$ 
2: Init:  $C \leftarrow \text{K-means}(\partial\mathcal{O}, K)$ ,  $\text{regret} = 0_K$ ,  $\text{trial} = 0_K$ 
3: for  $it = 1, \dots, K_s$  do
4:   Guided sampling:
      $k^* \leftarrow \text{argmin}_k \text{regret}(k)$ 
      $t_c = C(k^*), R_c \leftarrow \text{randRot}()$ 
5:   ISF evaluation:
      $\{\text{error}, \partial\bar{\mathcal{F}}\} \leftarrow \text{ISF}(R_c, t_c, d_0, \partial\mathcal{O}, \partial\mathcal{F})$ 
      $\text{col} \leftarrow f_{\text{col}}(\partial\bar{\mathcal{F}}, \partial\mathcal{O})$ 
6:   Regret update:
      $\text{regret}(k^*) \leftarrow \frac{\text{regret}(k^*) \cdot \text{trial}(k^*) + \text{error}}{\text{trial}(k^*) + 1}$ 
      $\text{regret}(k^*) \leftarrow (1 + \gamma \cdot \text{col}) \text{regret}(k^*)$ 
      $\text{trial}(k^*) \leftarrow \text{trial}(k^*) + 1$ 
7: end for
```

---

The derivation of IPFO for multi-fingered hands is similar with iterative contact-palm optimization for finger splitting, which can be referred to our previous work [14] for more details.

#### D. Initialization and Sampling

The initialization of ISF is important since ISF converges to local optima. Various initialization is desired for the algorithm to explore different regions of the object, so as to avoid getting trapped in bad local optima and achieve better collision-avoiding solutions.

In this paper, the object is firstly partitioned into  $K$  clusters by k-means clustering. The center of each cluster is regarded as a candidate initial position of the gripper for ISF, and the initial orientation of the gripper is randomly sampled.

We build an empirical model to guide the sampling among  $K$  candidates. Similar to the multi-armed bandit model, we record the error of ISF evaluated in each cluster center and compute the average regret accordingly. The average regret of each cluster center is used to guide the succeeding sampling. The sampling process is summarized in Alg. 3.

The Alg. 3 is fed by the surfaces  $\partial\mathcal{O}, \partial\mathcal{F}$  and the parameters including the cluster number  $K$ , the total sampling times  $K_s$  and initial jaw width  $d_0$ . The sample centers  $C \in \mathbb{R}^K$  is generated by k-means clustering (Line 2). The system stores  $\text{trial} \in \mathbb{R}^K$  and  $\text{regret} \in \mathbb{R}^K$  to represent the previous sampling and evaluation experience. The sampling is guided by the average regret, and the cluster center with the minimum regret is chosen as the initial position of the gripper for the following ISF, while the initial orientation  $R_c$  is randomly sampled (Line 4). The gripper with the sampled initialization is evaluated by ISF and checked collision (Line 5). The  $f_{\text{col}}(\cdot, \cdot)$  is a boolean function that returns 1 when the two input arguments have collision, i.e. two object surfaces have intersection. In Line 6, the average regret of the  $k^*$ -th sample is updated by considering the surface fitting error and the collision penalty. The  $\gamma$  is a penalty factor that penalizes the average regret for the collided samples.

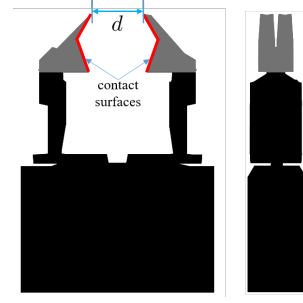


Fig. 3. The parallel jaw gripper used in simulations and experiments. The fingertips of the gripper and the contact surfaces are marked by gray and red colors, respectively. The allowed finger motion is shown by blue arrow, and the finger width  $d$  is constrained within  $[d_{\min}, d_{\max}]$ .

## IV. SIMULATIONS AND EXPERIMENTS

In this section, both the simulation and the experiment results are presented to verify the effectiveness of grasp planning algorithm. The computer we used was a desktop with 32GB RAM and 4.0GHz CPU. All the computations were conducted by Matlab. We used a parallel jaw gripper with the specialized fingers as shown in Fig. 3. The desired contact surfaces are marked by red. The gripper width was constrained by  $[d_{\min}, d_{\max}] = [1, 3]$  cm.

### A. Parameter Lists

The initial gripper width was set as  $d_0 = 2$  cm. The weight for normal penalty was  $\alpha = 0.01$ . The convergence threshold was selected as  $\Delta e = 10^{-5}$  in Alg. 1. The pyramid level  $L$ , the maximum iteration  $I_0$  and the tolerance  $\epsilon_0$  were set as 4, 200 and 0.008 respectively in Alg. 2. The k-means center number  $K = 6$ , the sample number  $K_s = 60$ , and the collision penalty  $\gamma = 0.2$  in Alg. 3.

### B. Simulations

The grasp planning optimized for grasps by guided sampling and ISF evaluation. The proposed guided sampling enabled more efficient exploration by minimizing the average regret based on previous experience. The proposed ISF algorithm considered the surface fitting in different opening by optimizing both the palm transformation and finger displacement.

Figure 4 shows the grasp planning result on an Oscar model. The object and gripper surface were fed into the algorithm as shown by the blue and red dots in Fig. 4(a). The vertices of the object were firstly processed by down-sampling and normal estimation, after which the k-means clustering ran for centers of initialization, as shown by bold dots. Multiple grasps were generated (shown by red patches in Fig. 4(a)) and passed through the collision check function. The collision check function detected whether the gripper-object collision occurred. The planned collision-free grasp in the figure is represented by the pose of the solid gripper, while the collided grasp is represented by the pose of the transparent one as shown in Fig. 4(b).

Figure 5 shows the surface fitting errors of ISF and one execution of IPFO during the grasp planning for the Oscar model. The average distance between  $\partial\mathcal{F}$  and  $\partial\mathcal{O}$  was



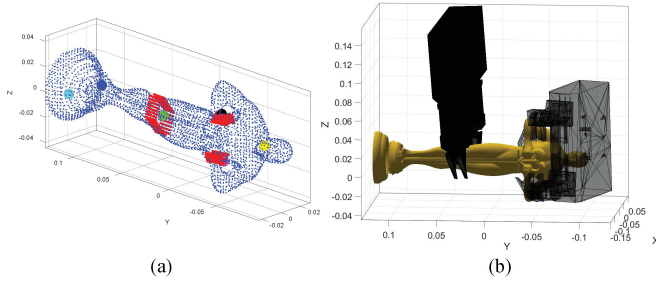


Fig. 4. (a) Illustration of the grasp planning on an Oscar model, where the blue and red dots represent the object and the gripper surfaces, and the bold dots represent the centers of k-means. (b) The visualization of planned grasps, where the planned collision-free grasp is represented by the solid gripper, while the collided grasp is represented by the transparent one.

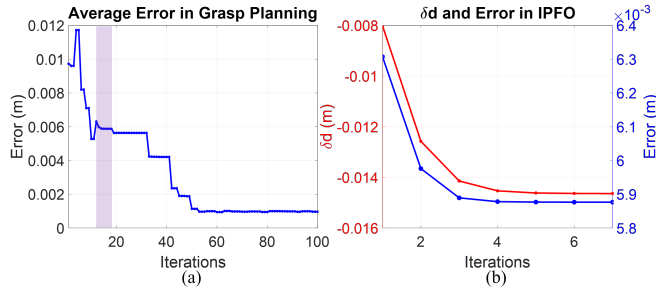


Fig. 5. Surface fitting errors of ISF and one execution of IPFO for grasp planning of Oscar model. (a) The error plot of the ISF algorithm. ISF is able to reduce the fitting errors from 10 mm to 1 mm by running IPFO despite certain oscillations caused by changing of the correspondence. (b) One execution of IPFO (shaded region in Fig. 5(a)). The IPFO optimizes for palm transformation and finger displacement and converges in 7 iterations.

dropped from 10 mm to 1 mm by running ISF as shown in Fig. 5(a), where the shaded area is magnified and shown in Fig. 5(b). The red line shows the finger displacement in different iterations and the blue line shows the fitting error. The IPFO could achieve efficient convergence within five iterations.

The simulation results on different objects are visualized in Fig. 6. Some of the objects (e.g. Doraemon and Bunny) were scaled to fit into the gripper range. The simulation details for these objects are shown in Table I. The second column shows the number of collision-free optimal grasps over the total samples. The third column shows the total computation time (i.e. the time to run Alg. 3) to generate these grasps. The last column shows the number of vertices for each object. The dragon was challenging to grasp due to collision caused by the complex geometry. In average, the grasp planning took 2.33 s to find 36.2 collision-free grasps in 60 times of samples. Thus, each collision-free grasp took 64.4 ms in average.

### C. Experiments

A series of experiments were further performed on a FANUC industrial manipulator to verify the effectiveness of the proposed algorithm. Two Ensense cameras were used to capture the point cloud of the object. Compared with simulation, the point cloud produced by Ensense cameras




Fig. 6. Illustration of the grasp planning simulation on nine objects.

TABLE I  
NUMERICAL RESULTS OF GRASP PLANNING SIMULATION

Objects	Collision Free Grasps Total Samples	$t_{total}$ (sec.)	Number of Vertices
Hand	53/60	1.85	1939
Gun	36/60	2.45	2287
Car	18/60	1.68	2166
Oscar	31/60	2.03	3684
Dragon	3/60	5.61	3971
Bunny	33/60	1.56	740
Banana	54/60	3.82	1723
Screw Driver	58/60	1.71	930
Doraemon	40/60	1.84	769
Average	36.2/60	2.33	2022.1

was not able to reflect the object precisely due to occlusion and noise.

Figure 7 shows the grasp planning results on six different objects including three toy robot models and three tools in different sizes. The left side for each subfigure in Fig. 7 shows the grasp optimized by ISF, and the right side shows the success result in lifting the object by 10 cm. Although some of the objects had complicated shapes, ISF could find a grasp that matched the fingertips to the object surface well. Therefore, the robot could firmly grasp the object, and further increased the grasp robustness.

A clutter task experiment was performed and shown in Fig. 8, where several objects were placed closely (Fig. 8(a)). Figure 8(b)-(f) show the consecutive grasps in the task. In this experiment, the proposed algorithm directly exploited grasp poses on the unsegmented point cloud by fitting the fingertip surface to the object sets. Even though the surface composed by the cluttered objects became more complicated than a single object, ISF filtered out the grasps with collision and found a suitable grasp to pick up objects sequentially.

### V. CONCLUSIONS AND FUTURE WORKS

This paper proposed an iterative surface fitting (ISF) algorithm to plan grasps for customized grippers. ISF searched for optimal grasps by an iterative palm-finger optimization,




Fig. 7. The results of the grasp planning experiment on six objects.

which solved for the optimal palm pose and the finger displacement iteratively with closed-form solutions. To avoid bad local optima, the guided sampling was introduced to initialize ISF searching. The proposed grasp planning algorithm was applied to a series of simulations and experiments. ISF achieved 64.4 ms average searching time to find a collision-free grasp on various objects. The grasp planning was further implemented in a clutter task to grasp objects from unsegmented point clouds.

There are several directions that we want to explore in the future. First, we would like to apply the algorithm to different types of grippers and perform the experiments in more practical scenarios. In addition, we would like to extend the algorithm to the grasp planning of general multi-fingered hands and soft hands, by simultaneously searching for optimal transformation and finger joint configuration. Finally, we would like to create an algorithm to learn the guided sampling by the grasp experience of different objects using the k-means in feature space.

#### ACKNOWLEDGMENT

The authors would like to thank Berkeley AutoLab for providing the 3D printed objects.

#### REFERENCES

- [1] R. M. Murray, Z. Li, and S. S. Sastry, *A mathematical introduction to robotic manipulation*. CRC press, 1994.
- [2] M. Cutkosky and P. Wright, "Modeling manufacturing grips and correlations with the design of robotic hands," in *Robotics and Automation. Proceedings. 1986 IEEE International Conference on*, vol. 3. IEEE, 1986, pp. 1533–1539.
- [3] M. R. Cutkosky, "On grasp choice, grasp models, and the design of hands for manufacturing tasks," *IEEE Transactions on robotics and automation*, vol. 5, no. 3, pp. 269–279, 1989.




Fig. 8. The results of the grasp planning experiment for a clutter task (a) The initial object clutter. (b)–(f) The consecutive grasps in the task.

- [4] K. Hang, J. A. Stork, and D. Kragic, "Hierarchical fingertip space for multi-fingered precision grasping," in *Intelligent Robots and Systems (IROS 2014), 2014 IEEE/RSJ International Conference on*. IEEE, 2014, pp. 1641–1648.
- [5] M. Ciocarlie, C. Goldfeder, and P. Allen, "Dexterous grasping via eigengrasps: A low-dimensional approach to a high-complexity problem," in *Robotics: Science and Systems Manipulation Workshop-Sensing and Adapting to the Real World*. Citeseer, 2007.
- [6] Y. Li, J. L. Fu, and N. S. Pollard, "Data-driven grasp synthesis using shape matching and task-based pruning," *IEEE Transactions on Visualization and Computer Graphics*, vol. 13, no. 4, pp. 732–747, 2007.
- [7] E. Klingbeil, D. Rao, B. Carpenter, V. Ganapathi, A. Y. Ng, and O. Khatib, "Grasping with application to an autonomous checkout robot," in *Robotics and Automation (ICRA), 2011 IEEE International Conference on*. IEEE, 2011, pp. 2837–2844.
- [8] A. ten Pas and R. Platt, "Using geometry to detect grasp poses in 3d point clouds," in *Robotics Research*. Springer, 2018, pp. 307–324.
- [9] P. J. Besl and N. D. McKay, "Method for registration of 3-d shapes," in *Sensor Fusion IV: Control Paradigms and Data Structures*, vol. 1611. International Society for Optics and Photonics, 1992, pp. 586–607.
- [10] T. Jost and H. Hugli, "A multi-resolution icp with heuristic closest point search for fast and robust 3d registration of range images," in *3-D Digital Imaging and Modeling, 2003. 3DIM 2003. Proceedings. Fourth International Conference on*. IEEE, 2003, pp. 427–433.
- [11] K.-L. Low, "Linear least-squares optimization for point-to-plane icp surface registration," *Chapel Hill, University of North Carolina*, vol. 4, 2004.
- [12] T. Zinßer, J. Schmidt, and H. Niemann, "A refined icp algorithm for robust 3-d correspondence estimation," in *Image Processing, 2003. ICIP 2003. Proceedings. 2003 International Conference on*, vol. 2. IEEE, 2003, pp. II–695.
- [13] Y. Chen and G. Medioni, "Object modelling by registration of multiple range images," *Image and vision computing*, vol. 10, no. 3, pp. 145–155, 1992.
- [14] Y. Fan, T. Tang, H.-C. Lin, and M. Tomizuka, "Real-time grasp planning for multi-fingered hands by finger splitting," *IEEE Robotics and Automation Letters (Under Review)*, 2018.