

Entanglement Features of Random Hamiltonian Dynamics

Yi-Zhuang You¹ and Yingfei Gu¹

¹*Department of Physics, Harvard University, Cambridge, MA 02138, USA*

(Dated: June 8, 2022)

We introduce the concept of entanglement features of unitary gates, as a collection of exponentiated entanglement entropies over all bipartitions of input and output channels. We obtained the general formula for time-dependent n th-Rényi entanglement features for unitary gates generated by random Hamiltonian. In particular, we propose an Ising formulation for the 2nd-Rényi entanglement features of random Hamiltonian dynamics, which admits a holographic tensor network interpretation. As a general description of entanglement properties, we show that the entanglement features can be applied to several dynamical measures of thermalization, including the out-of-time-order correlation and the entanglement growth after a quantum quench. We also analyze the Yoshida-Kitaev probabilistic protocol for random Hamiltonian dynamics.

I. INTRODUCTION

The dynamics of quantum many-body entanglement lies in the core of understanding thermalization, information scrambling and quantum chaos in many-body systems¹⁻¹⁸. Recently, there has been rapid progresses in the study of entanglement production and propagation in random unitary dynamics¹⁹⁻²⁶, where the time-evolution of quantum many-body systems is modeled by a unitary circuit in which all local unitary gates are independently random. The randomness in the unitary circuit efficiently removes the basis specific details and allows us to focus on the universal properties of entanglement dynamics. The same philosophy also underlies the recent works²⁷⁻³⁴ of using random tensor networks to model entangled many-body states or chaotic unitary evolutions. Due to the lack of time-translation symmetry in the random unitary circuit, energy is not conserved under *random unitary dynamics*, which obscure its application to problems like energy transport. One step toward a generic quantum dynamics with energy conservation is to consider the *random Hamiltonian dynamics*^{35,36}, i.e., unitary evolutions $U(t) = e^{-iHt}$ generated by time-independent random Hamiltonians H .

In this work, we will consider the system of N qudits. Each qudit corresponds to a d -dimensional local Hilbert space. The many-body Hilbert space is a direct product of qudit Hilbert spaces. The quantum dynamics of qudits is described by a random Hamiltonian that simultaneously acts on all qudits without locality. Although the Hamiltonian is non-local, the tensor product structure of the many-body Hilbert space still allows us to specify entanglement regions and to define the entanglement entropy over different partitions of qudits. The goal of this work is to study the entanglement dynamics under the time-evolution generated by such non-local random Hamiltonians. Similar discussions of subsystem entanglement with non-local Hamiltonians also appear in the study of the Sachdev-Ye-Kitaev (SYK) models³⁷⁻⁴².

To be more concrete, we want to calculate the entanglement entropies for all possible bipartitions of both past and future qudits in the unitary evolution generated by

random Hamiltonians. All these data are summarized as what we called the *entanglement features*³² of the unitary evolution, which characterizes all the entanglement properties of the corresponding quantum dynamics. An idea that we wish to put forward is to think of the entanglement entropy as a kind of “free energy” associated to each configuration of entanglement regions^{27,28,32}. The underlying statistical mechanical model that reproduces the free energy functional then provides an efficient description of the entanglement features. Such a statistical mechanical interpretation of quantum many-body entanglement originated in the study of random tensor networks²⁷, where it was shown that the entanglement entropy of a random tensor network state can indeed be mapped to the free energy of a statistical mechanical model defined on the same graph as the tensor network. The model can be as simple as an Ising model if the 2nd-Rényi entropy is considered. It is also shown that the holographic Ising model can be constructed from the entanglement features by machine learning³², which decodes the emergent holographic geometry from quantum entanglement. In this work, we will follow the same idea to reveal the holographic Ising model that describes the entanglement features of the random Hamiltonian dynamics. The holographic interpretation provides us a toy model of black hole formation in the holographic bulk under quantum chaotic dynamics on the holographic boundary.

Another practical motivation of this work is to bridge the two existing notions of thermalization in quantum many-body systems: eigenstate thermalization⁴³⁻⁴⁵ and quantum chaos. The eigenstate thermalization focus on the static (equilibrium) aspects of thermalization, such as the energy level statistics and the reduced density matrix of a single eigenstate.⁴⁶⁻⁵¹ The quantum chaos focus on the dynamical aspects of thermalization, such as entropy growth, butterfly effect and information scrambling. The relation between these two notions of thermalization is still under active investigation. A minimal theoretical description for the eigenstate thermalization is the random matrix theory^{52,53}, where the quantum many-body Hamiltonian is treated as a random matrix. This rela-

tively crude model already provides nice predictions of many properties of a thermalizing system, including the Wigner-Dyson level statistics and the volume-law entanglement entropy. On the side of quantum chaos, several measures has been proposed to characterize the chaotic dynamics, including the tripartite information, the out-of-time-order correlation (OTOC)^{4,54}, and the entanglement growth after a quantum quench^{55,56}. These measures can be unified and formulated systematically in terms of entanglement features of the unitary evolution itself. Therefore by studying the entanglement features of random Hamiltonian dynamics, we can learn about the typical quantum chaotic behavior of many-body systems that exhibits eigenstate thermalization.

II. GENERAL DISCUSSIONS

A. Definition of Entanglement Features

We consider a quantum many-body system made of N qudits (each qudit has a Hilbert space of dimension d). The total Hilbert space \mathcal{H} is the tensor product of all qudit Hilbert spaces, whose dimension is $D = d^N$. A *random Hamiltonian* is a $D \times D$ Hermitian operator H acting on \mathcal{H} and drawn from a Gaussian unitary ensemble (GUE), described by the following probability density

$$P(H) \propto e^{-\frac{D}{2} \text{Tr} H^2}. \quad (1)$$

A *random Hamiltonian dynamics* is an unitary time-evolution generated by a fixed (time-independent) GUE Hamiltonian. These unitary operators forms an ensemble that evolves with time

$$\mathcal{E}(t) = \{U(t) = e^{-iHt} | H \in \text{GUE}\}. \quad (2)$$

The ensemble $\mathcal{E}(t)$ starts with a simple limit at $t = 0$ containing just the identity operator and gradually evolves into a complicated random unitary ensemble (but not exactly Haar-random³⁵ in the long time limit) which entangles all qudits together. With the tensor product structure of the Hilbert space, we will be able to address how the entanglement is generated among different subsets of qudits.

A unitary operator can be graphically represented as

$$U(t) = \begin{array}{c} \text{output} \\ \text{|||||} \\ \boxed{U(t)} \\ \text{|||||} \\ \text{input} \end{array}, \quad (3)$$

where each leg represents the action in a qudit Hilbert space and the time flows upwards. It can also be viewed as a *quantum gate*, where the bottom (top) legs are input (output) quantum channels. This tensor-network-like picture encourages us to treat the unitary gate as an (unnormalized) quantum state, such that we can ask about the entanglement entropies of different subsets of the input and output channels.

To describes the entanglement property of the unitary gate $U(t)$ systematically, we introduce the concept of *entanglement features*.³²

Entanglement feature The entanglement features of a unitary gate U refer to the collection of (exponentiated) entanglement entropies over all partitions of the input and output channels to all orders of Rényi index. Each specific entanglement feature $W_U^{(n)}[\sigma, \tau]$ is defined as

$$W_U^{(n)}[\sigma, \tau] = \text{Tr} U^{\otimes n} X_\sigma (U^{\otimes n})^\dagger X_\tau, \quad (4)$$

where n is the Rényi-index and $U^{\otimes n}$ is the n -replication of the unitary U . Given the Rényi index n , the entanglement feature is specified by two permutation group elements $\sigma, \tau \in S_n^{\times N}$, which can be written in the component form as $\sigma = \sigma_1 \times \sigma_2 \times \dots \times \sigma_N$ and similarly for τ . Each element $\sigma_i \in S_n$ represents a permutation among the n replica of the i -th qudit. X_σ denotes the representation of $\sigma \in S_n^{\times N}$ in the n -replicated Hilbert space $\mathcal{H}^{\otimes n}$.

As $U(t)$ evolves in time, its entanglement features also change. In fact, $W_U^{(n)}[\sigma, \tau]$ can be considered as the time correlation function $W_U^n[\sigma, \tau] = \text{Tr} X_\sigma(t) X_\tau$ between Heisenberg evolved permutations $X_\sigma(t) = U^{\otimes n} X_\sigma (U^{\otimes n})^\dagger$ and X_τ in the replicated Hilbert space $\mathcal{H}^{\otimes n}$. The entanglement features are directly related to the entanglement entropies of the unitary gate (by definition)

$$S_U^{(n)}[\sigma, \tau] = \frac{1}{1-n} \ln \frac{W_U^{(n)}[\sigma, \tau]}{D^n}. \quad (5)$$

The von Neumann entropy corresponds to the limit that $n \rightarrow 1$ by analytic continuation. In this notation, the entanglement region A is specified by the permutations σ and τ according to the assignment of either the cyclic \mathbf{c} (like \bowtie) or the identity $\mathbf{1}$ (like $||||$) permutations,

$$\sigma_i, \tau_i = \begin{cases} \mathbf{c} & \text{if } i \in A, \\ \mathbf{1} & \text{if } i \notin A. \end{cases} \quad (6)$$

Putting together all Rényi indices n and all permutations σ and τ , the time-dependent entanglement features capture the full information of the entanglement dynamics under the unitary evolution $U(t)$.

In Appendix A, we study the entanglement features of two-qudit gates generated by random Hamiltonian, where we notice that as the qudit dimension d becomes large, the ensemble fluctuation for entanglement features is suppressed quickly. Therefore in the following sections we will focus on the *ensemble averaged* entanglement features

$$W^{(n)}[\sigma, \tau] = \langle W_U^{(n)}[\sigma, \tau] \rangle_{U \in \mathcal{E}(t)}. \quad (7)$$

The ensemble averaged entanglement feature $W^{(n)}[\sigma, \tau]$ is time-dependent (although not spelt out explicitly), as the unitary ensemble $\mathcal{E}(t)$ evolves with time according to Eq. (2).

B. Connections to Other Quantities of Interest

The entanglement features are useful as they are closely related to many important characteristics of thermalization. For example, the growth of entanglement entropy after a global quench $|\psi(t)\rangle = U(t)|\psi(0)\rangle$ on a product state $|\psi(0)\rangle$ is given by

$$S_{|\psi(t)\rangle}^{(n)}[\tau] = \frac{1}{1-n} \ln \frac{\Gamma(d)^N}{\Gamma(d+n)^N} \sum_{[\sigma]} W_{U(t)}^{(n)}[\sigma, \tau]. \quad (8)$$

Also, the operator-averaged OTOC can be expressed in terms of the entanglement features of the unitary. Consider A and B are two subsets containing N_A and N_B qudits respectively. Let O_A and O_B be Hermitian operators supported on A and B , and $O_A(t) = U(t)O_A U^\dagger(t)$ be the time-evolved operator. As we average over all Hermitian operators O_A and O_B within their supports, the OTOC at infinite temperature can be related to the 2nd-Rényi entanglement feature $W_{U(t)}^{(2)}$ by

$$\begin{aligned} \text{OTOC}(A, B) &\equiv \text{avg}_{O_A, O_B} \frac{1}{D} \text{Tr} O_A(t) O_B O_A(t) O_B \\ &= d^{-N-N_A-N_B} W_{U(t)}^{(2)}[\sigma, \tau], \end{aligned} \quad (9)$$

given that the permutations σ and τ are determined by the operator supports A and B as

$$\sigma_i = \begin{cases} \mathbf{c} & \text{if } i \in A, \\ \mathbf{1} & \text{if } i \notin A; \end{cases} \quad \tau_i = \begin{cases} \mathbf{1} & \text{if } i \in B, \\ \mathbf{c} & \text{if } i \notin B. \end{cases} \quad (10)$$

Therefore, we can gain much understanding of the random-Hamiltonian-generated quantum chaotic dynamics by studying the entanglement features of the corresponding unitary evolutions. Although the above framework is quite general, calculating all entanglement features is rather difficult. To keep things simple, we will mainly focus on the 2nd-Rényi entanglement features (i.e., the $n = 2$ case). It turns out that the 2nd-Rényi entanglement features are sufficient to capture all the 4-point operator-averaged OTOC as in Eq. (9), which is of our main interest.

III. ENSEMBLE AVERAGED ENTANGLEMENT FEATURES

A. Spectral Form Factors

A random Hamiltonian generated unitary evolution $U(t) = e^{-iHt}$ can always be diagonalized as

$$U(t) = V\Lambda(t)V^\dagger, \quad (11)$$

where V is the unitary matrix that also diagonalize the Hamiltonian H , and $\Lambda(t)$ is a diagonal matrix whose diagonal elements are phase factors $\Lambda(t)_{mm} = e^{-iE_m t}$ specified by the eigen energies E_m of H . For random Hamiltonians taken from the GUE, V are simply Haar random

unitaries, and the energy levels follow the joint probability distribution

$$P_{\text{GUE}}[E] \propto \prod_{m>m'} (E_m - E_{m'})^2 e^{-\frac{D}{2} \sum_m E_m^2}. \quad (12)$$

The statistical features of the energy spectrum can be encoded in the *spectral form factors*, generally defined as

$$\begin{aligned} \mathcal{R}_{[k]}(t) &= \langle e^{-it \sum_i k_i E_{m_i}} \rangle_{\text{GUE}} \\ &= \int_{[E]} P_{\text{GUE}}[E] e^{-it \sum_i k_i E_{m_i}}, \end{aligned} \quad (13)$$

where $[k] = [k_1, \dots, k_l]$ is a set of integers $k_i \in \mathbb{Z}$ that labels the spectral form factor. $\mathcal{R}_{[k]}$ is non vanishing only if $[k]$ satisfies the neutralization condition, i.e., $\sum_i k_i = 0$. Due to the $E \rightarrow -E$ symmetry of the GUE distribution, the spectral form factor is even in $[k]$, i.e., $\mathcal{R}_{[k]} = \mathcal{R}_{[-k]}$. Analytic formulae for some of the spectral form factors can be found in Ref. 35, which are rather complicated and will not be repeated here. Here we would just mention the asymptotic forms to the leading order in D ,

$$\mathcal{R}_{[k]}(t) = \prod_i \frac{J_1(2k_i t)}{k_i t} + \mathcal{O}(D^{-1}), \quad (14)$$

where J_1 is the Bessel function of the first kind.

Sometimes, it is convenient to introduce another notation of the spectral form factor, labeled by permutation group elements, which is defined as

$$R_g^{(n)}(t) = \frac{1}{\text{Tr} \mathbb{X}_g} \langle \text{Tr}(\Lambda(t)^{\otimes n} \otimes \Lambda^*(t)^{\otimes n}) \mathbb{X}_g \rangle_{\text{GUE}}, \quad (15)$$

where $\Lambda^*(t) = \Lambda(-t)$ is the complex conjugate of the diagonal phase matrix. Both Λ and Λ^* are n -replicated, which leads to totally $2n$ layers. $g \in S_{2n}$ is a permutation among these $2n$ layers and \mathbb{X}_g denotes the matrix representation of g in the $\mathcal{H}^{\otimes 2n}$ Hilbert space.

B. Ensemble Average

Now we are in the position to calculate the ensemble averaged n th-Rényi entanglement features defined in Eq. (7). Plugging in the definition of entanglement feature in Eq. (4) and express the unitary evolution in its diagonal basis following Eq. (11), we can rearrange Eq. (7) into

$$\begin{aligned} W^{(n)}[\sigma, \tau] &= \langle \text{Tr}(V\Lambda V^\dagger)^{\otimes n} X_\sigma (V\Lambda^* V^\dagger)^{\otimes n} X_\tau \rangle \\ &= \langle \text{Tr} \underbrace{V^{\otimes 2n} (\Lambda^{\otimes n} \otimes \Lambda^{*\otimes n}) V^{\dagger \otimes 2n} (X_\sigma \otimes X_\tau) \mathbb{X}_x}_{\text{(see Fig. 1 for diagrammatic representation)}} \rangle \end{aligned} \quad (16)$$

We have introduced \mathbb{X}_x to represent the large swap operator between the Λ layers and the Λ^* layers at the bottom of the diagram in Fig. 1. The trace operator Tr acting on the diagram simply connects the top legs to the bottom legs by imposing a ‘‘periodic boundary condition’’

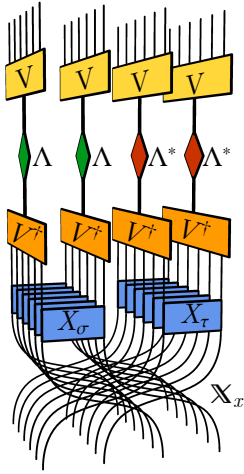


FIG. 1: The diagrammatic representation of Eq. (16) for the $n = 2$ case. The generalization to $n > 2$ cases is straightforward.

in the vertical direction. The ensemble average includes both averaging V and V^\dagger over Haar random unitary ensembles and averaging Λ over the energy levels of GUE random matrices.

Let us first take the Haar ensemble average of V and V^\dagger . The result reads⁵⁷,

$$W^{(n)}[\sigma, \tau] = \sum_{g, h \in S_{2n}} \text{Wg}_{g^{-1}h} \langle \text{Tr}(\Lambda^{\otimes n} \otimes \Lambda^{*\otimes n}) \mathbb{X}_g \rangle \text{Tr} \mathbb{X}_h(X_\sigma \otimes X_\tau) \mathbb{X}_x, \quad (17)$$

where $g \in S_{2n}$ stands for permutations among the $2n$ layers, and \mathbb{X}_g denotes the representation of g in the $\mathcal{H}^{\otimes 2n}$ Hilbert space. Wg_g is the Weingarten function, which appeared in the integration of Haar random unitaries. Wg_g is a class function in g and is a rational function in the Hilbert space dimension D . In the large D limit, the Weingarten function (for S_{2n} group) has the asymptotic form

$$\text{Wg}_g = D^{-4n + \#(g)} \prod_i (-)^{\nu_i(g)-1} C_{\nu_i(g)-1} + \dots, \quad (18)$$

where $\#(g)$ is the number of cycles in g and $\nu_i(g)$ is the length of the i th cycle in g . $C_m = (2m)!/m!(m+1)!$ is the Catalan number.

We then carry out the ensemble average over energy levels. According to Eq. (15), the result can be expressed in terms of the spectral form factor as $\langle \text{Tr}(\Lambda^{\otimes n} \otimes \Lambda^{*\otimes n}) \mathbb{X}_g \rangle = R_g^{(n)} \text{Tr} \mathbb{X}_g$. So the problem boils down to evaluating various traces of permutation operators, which is essentially a problem of counting permutation cycles. To evaluate the trace $\text{Tr} \mathbb{X}_h(X_\sigma \otimes X_\tau) \mathbb{X}_x$, we note that every permutation matrix in this expression is a direct product of the small permutations that acts independently in the quantum channel of each qudit. So the

result can be factorized to

$$\text{Tr} \mathbb{X}_h(X_\sigma \otimes X_\tau) \mathbb{X}_x = \prod_i d^{-K_h(\sigma_i, \tau_i)}, \quad (19)$$

where $K_h(\sigma_i, \tau_i) = \#(h(\sigma_i \otimes \tau_i)x)$ is a cycle counting function.

Putting all pieces together, Eq. (17) becomes

$$W^{(n)}[\sigma, \tau] = \sum_{g, h \in S_{2n}} \text{Wg}_{g^{-1}h} R_g^{(n)} D^{\#(g) - \bar{K}_h[\sigma, \tau]}, \quad (20)$$

where $\bar{K}_h[\sigma, \tau] = \frac{1}{N} \sum_i K_h(\sigma_i, \tau_i)$. The time dependence enters from the spectral form factor $R_g^{(n)}(t)$ defined in Eq. (15). This gives the general formula for the n th-Rényi entanglement feature averaged over the ensemble $\mathcal{E}(t)$. In the following, we will restrict to the $n = 2$ case and discuss several applications.

IV. 2ND RÉNYI ENTANGLEMENT FEATURES

A. Ising Formulation

For $n = 2$, Eq. (20) reduces to

$$W^{(2)}[\sigma, \tau] = \sum_{g, h \in S_4} \text{Wg}_{g^{-1}h} R_g^{(2)} D^{\#(g) - \bar{K}_h[\sigma, \tau]}. \quad (21)$$

where $\sigma = \sigma_1 \times \sigma_2 \times \dots \times \sigma_N$ and similar for τ . Here $\sigma_i, \tau_i \in S_2$ are identity or swap operators. But it will be more intuitive to treat them as *Ising variables* living on the input and output channels of the unitary gate respectively, and think of $K_h(\sigma_i, \tau_i)$ as an energy functional that describes the Ising couplings between them. In this regard, we will assign ± 1 values to the $S_2 (= \mathbb{Z}_2)$ group element as

$$\sigma_i, \tau_i = \begin{cases} +1 & \text{for } \parallel, \\ -1 & \text{for } \chi. \end{cases} \quad (22)$$

Then the energy functional $K_h(\sigma_i, \tau_i)$ can be enumerated as in Tab. I for all $h \in S_4$. To evaluate Eq. (21) we also need to know the spectral form factor $R_g^{(2)}$ for all $g \in S_4$. We can first express $R_g^{(n)}(t)$ in terms of $\mathcal{R}_{[k]}(t)$. Their correspondences are listed in Tab. II. These spectral form factors $\mathcal{R}_{[k]}(t)$ are calculated in Ref. 35, whose notation is differed from ours by a factor of D to some power, see the last column of Tab. II.

No approximation has been made up to this point. If we substitute the exact expressions of both the Weingarten function $\text{Wg}_{g^{-1}h}$ and the spectral form factor $R_g^{(2)}$ to Eq. (21) and carry out the double summation over the S_4 group, we can arrive at the exact result of the ensemble averaged entanglement features $W^{(2)}$. However, the expression is rather complicated to present here, so we

TABLE I: The Ising coupling energy $K_h(\sigma_i, \tau_i)$ for different permutations $h \in S_4$.

$h \in S_4$	$K_h(\sigma_i, \tau_i)$
, XX	$-\frac{1}{2}\sigma_i\tau_i - \frac{3}{2}$
X , X	$+\frac{1}{2}\sigma_i\tau_i - \frac{3}{2}$
X , X, XX, XX	$-\frac{1}{2}\sigma_i - \frac{1}{2}\tau_i - 2$
XX, X , XX, XX	$+\frac{1}{2}\sigma_i + \frac{1}{2}\tau_i - 2$
XX, XX, XX, X	$-\frac{1}{2}\sigma_i + \frac{1}{2}\tau_i - 2$
XX, X , XX, X	$+\frac{1}{2}\sigma_i - \frac{1}{2}\tau_i - 2$
XX	$+\frac{1}{2}\sigma_i - \frac{1}{2}\tau_i - 3$
XX	$-\frac{1}{2}\sigma_i + \frac{1}{2}\tau_i - 3$
XX	$-\frac{1}{2}\sigma_i - \frac{1}{2}\tau_i - 3$
XX	$+\frac{1}{2}\sigma_i + \frac{1}{2}\tau_i - 3$

TABLE II: Spectral form factors $R_g^{(2)}$ for different permutations $g \in S_4$ in terms of $\mathcal{R}_{[k]}$. The last column shows the corresponding notation in Ref. 35.

$g \in S_4$	$R_g^{(2)}$	Ref. 35
	$\mathcal{R}_{[11\bar{1}\bar{1}]}$	$\frac{1}{D^4}\mathcal{R}_4$
XX	$\mathcal{R}_{[2\bar{2}]}$	$\frac{1}{D^2}\mathcal{R}_{4,2}$
X , X	$\mathcal{R}_{[2\bar{1}\bar{1}]}$	$\frac{1}{D^3}\mathcal{R}_{4,1}$
XX, XX	$\mathcal{R}_{[00]}$	
X , X, X , X	$\mathcal{R}_{[1\bar{1}0]}$	$\frac{1}{D^2}\mathcal{R}_2$
XX, XX, XX, XX, XX, XX	$\mathcal{R}_{[0]}$	
X , X, X , X, X , X, X, X	$\mathcal{R}_{[1\bar{1}]}$	$\frac{1}{D^2}\mathcal{R}_2$

will just show the result to the leading order in $D = d^N$,

$$\begin{aligned}
W^{(2)}[\sigma, \tau] &= \mathcal{R}_{[11\bar{1}\bar{1}]} D^{\frac{3+\bar{\sigma}\bar{\tau}}{2}} \\
&\quad - 2(\mathcal{R}_{[11\bar{1}\bar{1}]} - \mathcal{R}_{[2\bar{1}\bar{1}]}) D^{\frac{1-\bar{\sigma}\bar{\tau}}{2}} \\
&\quad + (\mathcal{R}_{[00]} - \mathcal{R}_{[11\bar{1}\bar{1}]}) (D^{\frac{2+\bar{\sigma}+\bar{\tau}}{2}} + D^{\frac{2-\bar{\sigma}-\bar{\tau}}{2}}) \\
&\quad - (2\mathcal{R}_{[00]} - \mathcal{R}_{[0]} + 2\mathcal{R}_{[2\bar{1}\bar{1}]} - 3\mathcal{R}_{[11\bar{1}\bar{1}]}) \\
&\quad \times (D^{\frac{\bar{\sigma}-\bar{\tau}}{2}} + D^{\frac{-\bar{\sigma}+\bar{\tau}}{2}}) + \dots,
\end{aligned} \tag{23}$$

where the $\bar{\sigma}$, $\bar{\tau}$ and $\bar{\sigma}\bar{\tau}$ are respectively the mean magnetizations on both input and output sides and the Ising correlation across the unitary gate,

$$\bar{\sigma} = \frac{1}{N} \sum_i \sigma_i, \quad \bar{\tau} = \frac{1}{N} \sum_i \tau_i, \quad \bar{\sigma}\bar{\tau} = \frac{1}{N} \sum_i \sigma_i \tau_i. \tag{24}$$

Therefore to the leading order in D , the 2nd-Rényi entanglement features $W^{(2)}$ of random Hamiltonian dynamics can be given by Eq. (23) as Boltzmann weights (partition weights) of the Ising variables σ and τ . The time dependence of the the entanglement features are captured by the spectral form factors $\mathcal{R}_{[k]}$, whose large- D asymptotic behavior was given by Eq. (14). Based on this result, we can further explore the entanglement growth and the OTOC under random Hamiltonian dynamics.

B. Holographic Interpretations

Given $W^{(2)}[\sigma, \tau]$ in the form of a Boltzmann weight, we would like to understand, what kind of Ising model does $W^{(2)}[\sigma, \tau]$ describe? The most naive approach is to follow the standard idea of statistical mechanics and assume that there is a single Ising Hamiltonian $H[\sigma, \tau]$ that models the Boltzmann weight via $W^{(2)}[\sigma, \tau] \propto e^{-H[\sigma, \tau]}$. Such a Hamiltonian would necessarily involve multi-spin interactions in the general form of $H[\sigma, \tau] = \sum J_{i_1 \dots i_m}^{j_1 \dots j_n} \sigma_{i_1} \dots \sigma_{i_m} \tau_{j_1} \dots \tau_{j_n}$, which requires exponentially (in N) many couplings to parameterize. This naive approach does not provide us a more intuitive understanding of the entanglement features.

How to efficiently represent the “big data” of entanglement features? An idea developed in the machine learning community is to encode the exponential amount of data in the polynomial amount of neural network parameters, if the data has strong internal correlations. In this approach, hidden neurons are introduced in the neural network to mediate the many-body correlations among the visible neurons. We will take the similar philosophy to model the entanglement features as a superposition of several Ising models with hidden variables, such that each Ising model only contains few-body interactions that can be efficiently parameterized by polynomial amount of couplings.

As can be seen from Eq. (23), there are four terms in $W^{(2)}[\sigma, \tau]$, each term can be interpreted as an Ising model with at most two body interactions. Putting these terms together is like statistical superposition of different Ising models defined on different background geometries (graph connectivities) with weights that are not necessarily positive. The superposition of Ising models can be considered as a kind of gravitational fluctuation, as the lattice structure (graph connectivity) of the Ising model is changing from model to model. On each fixed background, the Ising variables have no (connected) correlation beyond two-body. But once the gravitational fluctuations are introduced, complicated many-body correlations will be generated among all Ising variables.

If we introduce some auxiliary degrees of freedom in the holographic bulk, we can separate the entanglement features in Eq. (23) into two terms,

$$W^{(2)}[\sigma, \tau] = W_{\text{early}}[\sigma, \tau] + W_{\text{late}}[\sigma, \tau], \tag{25}$$

where W_{early} governs the early-time behavior and W_{late} governs the late-time behavior (as to be justified soon)

$$\begin{aligned}
W_{\text{early}}[\sigma, \tau] &= \sum_{v=\pm 1} D^{\frac{1}{2}(v\bar{\sigma}\bar{\tau}+v)} F_{\text{early}}(v), \\
W_{\text{late}}[\sigma, \tau] &= \sum_{v_{1,2}=\pm 1} D^{\frac{1}{2}(v_1\bar{\sigma}+v_2\bar{\tau}+v_1v_2)} F_{\text{late}}(v_1v_2).
\end{aligned} \tag{26}$$

Auxiliary Ising variables v (or $v_{1,2}$) are introduced as the bulk degrees of freedom, whose fluctuations are governed by the partition weight $F_{\text{early}}(v)$ (or $F_{\text{late}}(v_1v_2)$), which

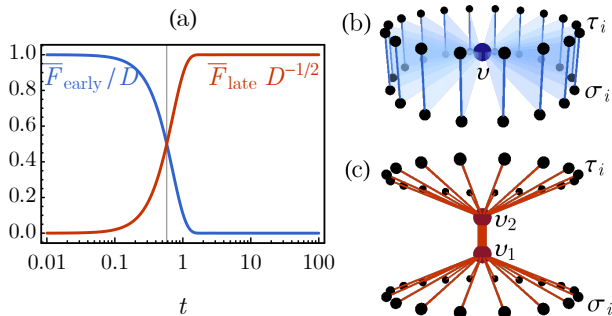


FIG. 2: (a) The weight functions \bar{F}_{early} and \bar{F}_{late} v.s. time t , showing the crossover from the early-time model W_{early} to the late-time model W_{late} . Holographic Ising models in (b) the early time W_{early} and (c) the late time W_{late} . Each dot is an Ising variable and each bond corresponds to a ferromagnetic Ising coupling. The light triangles in (b) denotes the three-body interaction between boundary and bulk.

can be directly read off from Eq. (23),

$$F_{\text{early}}(v) = \begin{cases} \mathcal{R}_{[11\bar{1}\bar{1}]} D & v = +1, \\ -2(\mathcal{R}_{[11\bar{1}\bar{1}]} - \mathcal{R}_{[2\bar{1}\bar{1}]}) D & v = -1; \end{cases}$$

$$F_{\text{late}}(v) = \begin{cases} (\mathcal{R}_{[00]} - \mathcal{R}_{[11\bar{1}\bar{1}]}) D^{\frac{1}{2}} & v = +1, \\ -(2\mathcal{R}_{[00]} - \mathcal{R}_{[0]} + 2\mathcal{R}_{[2\bar{1}\bar{1}]}) & \\ -3\mathcal{R}_{[11\bar{1}\bar{1}]} D^{\frac{1}{2}} & v = -1. \end{cases} \quad (27)$$

If we trace out the boundary freedoms σ and τ , we can obtain the effective theory for the bulk freedom v , from which we can evaluate the expectation value of the weight functions $\bar{F}_{\text{early,late}} = \langle F_{\text{early,late}}(v) \rangle_v$. They characterize the relative importance between the two models W_{early} and W_{late} . We plot $\bar{F}_{\text{early,late}}(t)$ as a function of time t in Fig. 2(a). There is a crossover between \bar{F}_{early} and \bar{F}_{late} around an order-one time scale $t_c \approx 0.58$ (in unit of the inverse of the energy scale of the GUE Hamiltonian). So the early (late) time entanglement features are indeed dominated by W_{early} (W_{late}).

In the early time, the entanglement features are dominated by $W_{\text{early}} = \text{Tr}_v e^{-H_{\text{early}}} F_{\text{early}}$, which can be described by an Ising Hamiltonian with a bulk variable v ,

$$H_{\text{early}}[\sigma, \tau; v] = -\frac{\ln d}{2} \sum_i v \sigma_i \tau_i - \frac{\ln D}{2} v. \quad (28)$$

The last term is a strong Zeeman field that pins the bulk variable to $v = +1$. Then the first term simply describes a direct coupling between input and output along each quantum channels separately, as illustrated in Fig. 2(b). This is indeed the entanglement feature expected for the unitary gate close to identity. In most cases, the feedback effect from the first term will not be able to overturn the strong Zeeman pinning of the second term, unless the input and output variables are anti-polarized, i.e., $\bar{\sigma}\bar{\tau} \simeq -1$, which corresponds to choosing the entangle-

ment region to be either the input or the output channels only. In this case, the bulk fluctuates strongly and the entanglement features are dominated by $1/D$ effects. Apart from this strong fluctuation limit, the bulk will be well behaved and the corresponding holographic geometry is a fragmented space (i.e. each quantum channels are far separated from each other in the holographic space, because there is almost no entanglement among them).

In the late time, the entanglement features are dominated by $W_{\text{late}} = \text{Tr}_{[v]} e^{-H_{\text{late}}} F_{\text{late}}$, which can be described by an Ising Hamiltonian with two bulk variables $v = [v_1, v_2]$,

$$H_{\text{late}}[\sigma, \tau; v] = -\frac{\ln d}{2} \sum_i (v_1 \sigma_i + v_2 \tau_i) - \frac{\ln D}{2} v_1 v_2. \quad (29)$$

The late-time model only contains two-body interactions as illustrated in Fig. 2(c). All the input (output) variables couples to v_1 (v_2) with coupling strength $\ln d/2$. The bulk variables v_1 and v_2 themselves couples strongly with the strength $\ln D/2$ (which is N times stronger than $\ln d/2$). As shown in Ref. 27, the holographic Ising model implies to a random tensor network description (of the unitary gate) with the same network geometry. In the tensor network description, all quantum information from the input side enters the tensor v_1 gets scrambled. The scrambled information are then emitted from the tensor v_2 to the output side. This implies that v_1 and v_2 can be considered as a pair of temporally entangled black hole and white hole in the holographic bulk, matching the holographic interpretation of quantum chaotic unitary evolution in the late-time regime.

C. Early-Time and Late-Time Limits

In this section, we will go beyond the leading D result in Eq. (23) and list some exact results of ensemble averaged entanglement features in the early-time and late-time limits. In the early-time limit, the unitary ensemble $\mathcal{E}(t=0)$ contains only the identity gate, whose 2nd-Rényi entanglement features are given by

$$W_0^{(2)}[\sigma, \tau] = D^{\frac{3+\bar{\sigma}\bar{\tau}}{2}}. \quad (30)$$

which can be derived from Eq. (21) by using the fact that $R_g^{(2)}(t=0) = 1$ for any $g \in S_4$.

In the late-time limit, the unitary ensemble $\mathcal{E}(t \rightarrow \infty)$ approaches to a random unitary ensemble but not exactly Haar random. The deviation from the Haar random unitary ensemble has to do with the non-vanishing late-time limit of the following spectral form factors,

$$\mathcal{R}_{[11\bar{1}\bar{1}]} = \frac{2D-1}{D^3}, \mathcal{R}_{[2\bar{1}\bar{1}]} = \frac{1}{D^2},$$

$$\mathcal{R}_{[2\bar{2}]} = \mathcal{R}_{[1\bar{1}0]} = \mathcal{R}_{[1\bar{1}]} = \frac{1}{D}. \quad (31)$$

Using these late-time limit of the spectral form factors and evaluate Eq. (21), we can obtain the late-time limit

($t \rightarrow \infty$) of the 2nd-Rényi entanglement feature (to all order of D):

$$W_\infty^{(2)}[\sigma, \tau] = \frac{1}{(D+1)(D+3)} (2D^{\frac{1}{2}}((D+2)D^{\frac{\bar{\sigma}\bar{\tau}}{2}} - D^{-\frac{\bar{\sigma}\bar{\tau}}{2}}) + D(D^2 + 4D + 2)(D^{\frac{\bar{\sigma}+\bar{\tau}}{2}} + D^{-\frac{\bar{\sigma}+\bar{\tau}}{2}}) - D(D+4)(D^{\frac{\bar{\sigma}-\bar{\tau}}{2}} + D^{-\frac{\bar{\sigma}-\bar{\tau}}{2}})), \quad (32)$$

where $\bar{\sigma}$, $\bar{\tau}$, $\bar{\sigma}\bar{\tau}$ were defined in Eq.(24). In comparison, the 2nd-Rényi entanglement features of Haar random unitaries are given by

$$W_{\text{Haar}}^{(2)}[\sigma, \tau] = \frac{D^2}{D^2 - 1} (D(D^{\frac{\bar{\sigma}+\bar{\tau}}{2}} + D^{-\frac{\bar{\sigma}+\bar{\tau}}{2}}) - (D^{\frac{\bar{\sigma}-\bar{\tau}}{2}} + D^{-\frac{\bar{\sigma}-\bar{\tau}}{2}})). \quad (33)$$

$W_\infty^{(2)}$ and $W_{\text{Haar}}^{(2)}$ have the same large- D limit. Their difference is revealed only at the sub-leading order of D .

V. APPLICATIONS AND NUMERICS

A. Input-Output Mutual Information

As an application of the entanglement features, let us first consider the mutual information between input and output channels for N qudits. Suppose N is large (and correspondingly $D = d^N$ is large), we can use the leading D result in Eq. (23) to analyze the entanglement properties. Consider a subset A of input channels and a subset C of output channels of the unitary gate $U \in \mathcal{E}(t)$, we are interested in the ensemble-averaged 2nd-Rényi mutual information $I(A : C) = S^{(2)}(A) + S^{(2)}(C) - S^{(2)}(AC)$ between subregions A and C . Let N_A (or N_C) be the number of qudits in A (or C), and $N_{A \cap C}$ (or $N_{A \cup C}$) be the number of qudits in the intersection (or union) of A and C , as illustrated in Fig. 3(a). With this setup, $S^{(2)}(A) = N_A \ln d$ and $S^{(2)}(C) = N_C \ln d$ are trivially determined, and $S^{(2)}(AC) = -\ln W^{(2)}[\sigma, \tau]/D^2$ can be expressed in terms of the entanglement feature with the Ising variables following $\bar{\sigma} = 1 - 2N_A/N$, $\bar{\tau} = 1 - 2N_C/N$, $\bar{\sigma}\bar{\tau} = 1 - 2(N_{A \cup C} - N_{A \cap C})/N$.

Using the result in Eq. (23), for $d^{N_A+N_C} \ll d^N$, the mutual information between the input subregion A and the output subregion C follows

$$I(A : C) = \ln(\mathcal{R}_{[11\bar{1}\bar{1}]}(d^{2N_{A \cap C}} - 1) + 1), \quad (34)$$

where the spectral form factor simply reads $\mathcal{R}_{[11\bar{1}\bar{1}]} = (J_1(2t)/t)^4$ as the large- D limit is taken. As time evolves, the mutual information $I(A : C)$ deviates from $2N_{A \cap C} \ln d$ to nearly zero $\mathcal{O}(D^{-2})$, as shown in Fig. 3(b) for different $N_{A \cap C}$. This describes how the input and output qudits lose mutual information under random Hamiltonian dynamics as a result of the information scrambling. The time that $I(A : C)$ first approaches 0 is

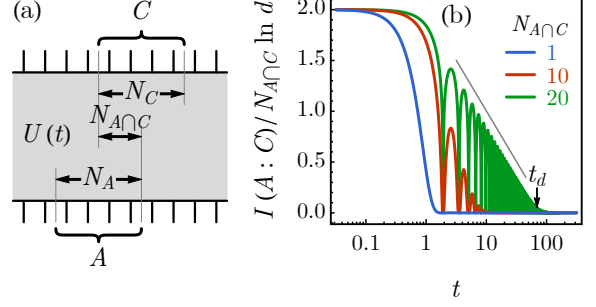


FIG. 3: (a) Specifications of subsets A and C on the input and output sides of the unitary gate $U(t)$. (b) Mutual information $I(A : C)$ in unit of $N_{A \cap C} \ln d$ (take $d = 2$ for instance here). Different colors correspond to different $N_{A \cap C}$. For large $N_{A \cap C}$, the envelop decays with $\ln t$ linearly.

of the same order as the scrambling time of this system, which is an $\mathcal{O}(1)$ time scale. For large $N_{A \cap C}$, it takes exponentially long time for $I(A : C)$ to approach zero, as demonstrated in Fig. 3(b). This time scale can be identified as the “dip time” t_d introduced in Ref. 58, which is set by the equation $\mathcal{R}_{[11\bar{1}\bar{1}]}(t_d) d^{2N_{A \cap C}} \sim 1$. For large $N_{A \cap C}$,

$$t_d = (d^{N_{A \cap C}}/\pi)^{1/3}. \quad (35)$$

Within the intermediate time range $1 \lesssim t \lesssim t_d$, the mutual information $I(A : C)$ decays linearly with $\ln t$,

$$I(A : C) \simeq 2N_{A \cap C} \ln d - 6 \ln t - 2 \ln \pi, \quad (36)$$

as seen in Fig. 3(b).

The late-time ($t > t_d$) saturation value of $I(A : C)$ can be calculated from Eq. (32). The result is

$$I_\infty(A : C) = \ln \left(\frac{1}{(D+1)(D+3)} \left(2(1+2D^{-1})d^{2N_{A \cap C}} + (D^2 + 4D + 2)(1 + D^{-2}d^{2(N_A+N_C)}) - (1+4D^{-1})(d^{2N_A} + d^{2N_C}) - 2D^{-2}d^{2N_{A \cup C}} \right) \right). \quad (37)$$

This is exact to all orders of D , but looks rather complicated. In the following, we consider two limits where $I_\infty(A : C)$ admits a simpler (approximate) expression. One limit is the large- D limit, when Eq. (37) is dominated by its second line and can be approximated by

$$I_\infty(A : C) \simeq \ln(1 + d^{2(N_A+N_C-N)}). \quad (38)$$

The approximation works well unless $|N_A - N_C| \rightarrow N$. In that limit, we can consider a special (but useful) case of $N_A = M$, $N_C = N - M$ with $d^M \ll d^N$, then

$$I_\infty(A : C) \simeq \ln(2 - d^{-2M}). \quad (39)$$

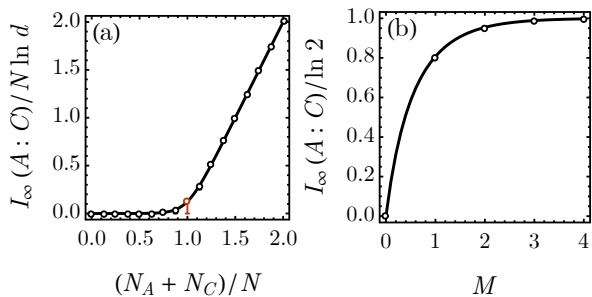


FIG. 4: The late-time mutual information $I_\infty(A : C)$ in a $d = 2$, $N = 8$ system. (a) For generic N_A and N_C , the numerically calculated $I_\infty(A : C)$ data points (small circles) fall along the theoretical curve of Eq. (38). The largest deviation is at $N_A + N_C = N$ (red circle with large error bar). In that case, another setup $N_A = M$, $N_C = N - M$ is considered in (b) to expose the deviation from Eq. (38) at small M , where the numerical data points (small circles) coincide with the curve of Eq. (39).

They can be benchmarked with numerics, as shown in Fig. 4, where the numerical calculation of $I_\infty(A : C)$ is performed for eight-qubit ($N = 8$, $d = 2$) random Hamiltonians and the result validates Eq. (38) and Eq. (39). By comparing early-time Eq. (34) and late-time Eq. (38) formulae, we can see that $I(A : C)$ is mainly a function of $N_{A \cap C}$ in the early time, which crosses over to a function of $N_A + N_C$ in the late time. This behavior is associated to the crossover of the entanglement features $W^{(2)}$ as analyzed previously.

As a fun application, we can implement our result to analyze the Hayden-Preskill problem,⁵⁹ as illustrated in Fig. 5(a). The problem can be formulated as follows. Alice has some qudits encoding some confidential quantum information. She throws her qudits A into a black hole B hoping to hide the information forever. But Bob is spying on Alice. He has a system B' which was maximally entangled with the black hole B before Alice threw her qudits in. Then Bob captures some Hawking radiation D at time t after Alice's qudits have been thrown in. Can Bob recover the quantum information about Alice's qudits from the captured radiation D and the purifying system B' ? Hayden and Preskill showed that the decoding task is information-theoretically possible.

Recently, Yoshida and Kitaev proposed a probabilistic and a deterministic decoder in Ref. 60. In probabilistic protocol, as illustrated in Fig. 5(b), Bob first prepare a maximally entangled state between A' and A'' , each contains the same amount N_A of qudits as Alice's qudits A . Then he applies the unitary gate $U^*(t)$ to $A'B'$, where $U^*(t)$ is the complex conjugate of the unitary evolution $U(t)$ of the black hole and Alice's qudits. Essentially, Bob needs a quantum computer to simulate the quantum evolution $U^*(t)$. Then he projects the captured Hawking radiation D and its counterpart D' onto the standard EPR

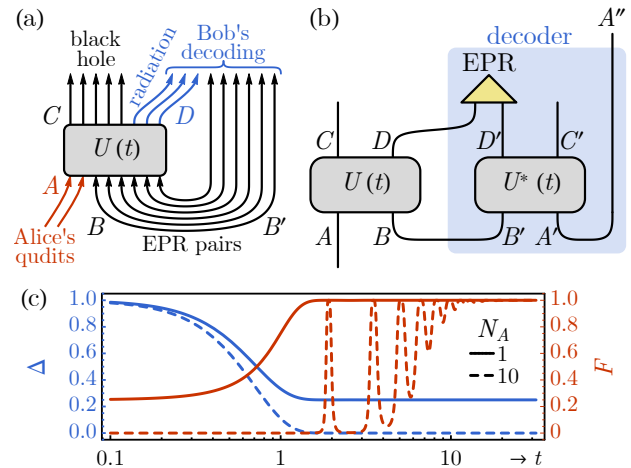


FIG. 5: (a) The Hayden-Preskill problem. (b) The Yoshida-Kitaev protocol for a probabilistic decoder. (c) The success rate Δ (in blue) of the Yoshida-Kitaev probabilistic decoder and its fidelity F (in red), calculated for qubit ($d = 2$) systems under the assumption of $d^{N_A} \ll d^{N_D} \ll d^N$. The solid (or dashed) curves correspond to the case of $N_A = 1$ (or $N_A = 10$).

state. The projection will either succeed with probability

$$\Delta = \frac{1}{d^{2N_A}} e^{I(A:C)}, \quad (40)$$

or signal a failure with probability $1 - \Delta$. If succeeded, the projection has the effect of “teleporting” Alice's qudits A to Bob's qudits A'' with a fidelity of

$$F = e^{-I(A:C)}. \quad (41)$$

The decoding becomes possible if the black hole has effectively forgotten Alice's information, i.e. $I(A : C) \rightarrow 0$ (and the fidelity $F \rightarrow 1$ correspondingly). As $I(A : C)$ approaches to zero with time t , Alice's information becomes available to Bob in the encoded form, which can be in principle recovered from the Hawking radiation D and purifying system B' .

We assume that the time-evolution of the black hole can be modeled by a random Hamiltonian dynamics, then we can apply our result to study the time-dependence of the protocol success rate Δ and the decoder fidelity F . First of all, in the late time limit $t \rightarrow \infty$, we can apply Eq. (38) to obtain the saturation values of Δ and F ,

$$\begin{aligned} \Delta_\infty &= \frac{1}{d^{2N_A}} + \frac{1}{d^{2N_D}}, \\ F_\infty &= \frac{1}{1 + d^{2(N_A - N_D)}}. \end{aligned} \quad (42)$$

As long as $d^{N_D} \gg d^{N_A}$, the fidelity will be close to one. Therefore to decode Alice's quantum information of N_A qudits, Bob only need to collect a few more qudits ($N_D > N_A$) from the Hawking radiation.

In the case of $d^{N_A} \ll d^{N_D} \ll d^N$, the mutual information $I(A : C)$ can be evaluated using Eq. (34) (where typically $N_{A \cap C} \simeq N_A N_C / N \rightarrow N_A$), then from Eq. (40) and Eq. (41) we can obtain Δ and F as functions of the radiation capture time t , as plotted in Fig. 5(c). For larger N_A , it takes exponentially long time $t_d = (d^{N_A} / \pi)^{1/3}$ for the information of Alice's qudits to be fully scrambled. But Bob does not need to wait for such a long time, because there are a sequence of time windows in the intermediate time regime $1 \lesssim t \lesssim t_d$ in which the fidelity can approach to one shortly, as demonstrated by the $N_A = 10$ case in Fig. 5(c). So it is possible to recover the information of Alice's qudits from these intermediate-time radiations, if Bob can seize the moment.

B. Out-of-Time-Order Correlation

Now we turn to the operator-averaged OTOC under random Hamiltonian dynamics. As previously defined in Eq. (9), we use $\text{OTOC}(A, B)$ to denote the infinite-temperature OTOC averaged over all Hermitian operators O_A (and O_B) supported in region A (and B).

$$\text{OTOC}(A, B) \equiv \text{avg}_{O_A, O_B} \frac{1}{D} \text{Tr} O_A(t) O_B O_A(t) O_B. \quad (43)$$

As shown in Ref. 9, $\text{OTOC}(A, B)$ can be expressed in terms of the 2nd Rényi entanglement features $W_{U(t)}^{(2)}[\sigma, \tau]$ following Eq. (9). We will focus on the OTOC averaged over the unitary ensemble $\mathcal{E}(t)$, which amounts to replacing $W_{U(t)}^{(2)}[\sigma, \tau]$ by its ensemble expectation $W^{(2)}[\sigma, \tau]$ given in Eq. (23) to the leading order of $D = d^N$. The choices of σ and τ are specified in Eq. (10), which corresponds to $\bar{\sigma} = 1 - 2N_A/N$, $\bar{\tau} = -1 + 2N_B/N$, $\bar{\sigma}\bar{\tau} = -1 + 2(N_{A \cup B} - N_{A \cap B})/N$. Here N_A (or N_B) is the size (number of qudits) of the operator support A (or B). $N_{A \cap B}$ characterizes the operator overlap, and $N_{A \cup B} = N_A + N_B - N_{A \cap B}$.

With these, we found that to the leading order in D , the operator-averaged OTOC is given by

$$\begin{aligned} \text{OTOC}(A, B) &= \mathcal{R}_{[11\bar{1}\bar{1}]} d^{-2N_{A \cap B}} \\ &\quad - 2(\mathcal{R}_{[11\bar{1}\bar{1}]} - \mathcal{R}_{[2\bar{1}\bar{1}]}) d^{-2N_{A \cup B}} \\ &\quad + (\mathcal{R}_{[00]} - \mathcal{R}_{[11\bar{1}\bar{1}]}) (d^{-2N_A} + d^{-2N_B}) \\ &\quad - (2\mathcal{R}_{[00]} - \mathcal{R}_{[0]} + 2\mathcal{R}_{[2\bar{1}\bar{1}]} - 3\mathcal{R}_{[11\bar{1}\bar{1}]}) \\ &\quad \times (d^{-2(N_A + N_B)} + d^{-2N}) + \dots \end{aligned} \quad (44)$$

As expected, the expression is symmetric in exchanging A and B . In the early time limit $t \rightarrow 0$,

$$\begin{aligned} \text{OTOC} &= \frac{1}{d^{2N_{A \cap B}}} - 2\kappa t^2 + \mathcal{O}(t^4), \\ \kappa &= \frac{1}{d^{2N_{A \cap B}}} + \frac{1}{d^{2N_{A \cup B}}} - \frac{1}{d^{2N_A}} - \frac{1}{d^{2N_B}}. \end{aligned} \quad (45)$$

The OTOC generally deviates quadratically ($\sim -2\kappa t^2$) from initial value in the early time, with $\kappa \geq 0$ for any

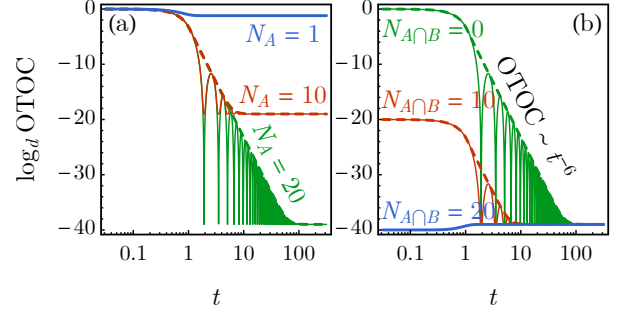


FIG. 6: Operator-averaged OTOC as a function of time in the logarithmic scale, for qubits ($d = 2$) in the limit of $N \rightarrow \infty$. (a) The disjoint case $N_{A \cap B} = 0$ with different operator size $N_A = N_B$. (b) Fixed operator size at $N_A = N_B = 20$ with different overlap $N_{A \cap B}$. The solid curve is the OTOC and the dashed curves trace out the envelope function.

choice of subsets A and B (except when κ vanishes and the early time behavior will be taken over by $\mathcal{O}(t^4)$ terms since OTOC has to be an even function of t in our setting). The scrambling time is always of order 1 regardless of the operator size and the system size, due to the non-locality (not even k -local⁶¹) of the random Hamiltonian. In the late time limit $t \rightarrow \infty$, the OTOC approaches to the saturation value OTOC_∞ with oscillation. The envelope of the OTOC decays in power laws as

$$\begin{aligned} \text{OTOC} &\simeq \text{OTOC}_\infty + \alpha t^{-9/2} + \beta t^{-6}, \\ \text{OTOC}_\infty &= \frac{1}{d^{2N_A}} + \frac{1}{d^{2N_B}} - \frac{1}{d^{2(N_A + N_B)}} - \frac{1}{d^{2N}}, \\ \alpha &= \frac{1}{\sqrt{2}\pi^{3/2}} \left(\frac{1}{d^{2N_{A \cup B}}} - \frac{1}{d^{2(N_A + N_B)}} - \frac{1}{d^{2N}} \right), \\ \beta &= \frac{1}{\pi^2} \left(\frac{1}{d^{2N_{A \cap B}}} + \frac{3}{d^{2(N_A + N_B)}} - \frac{1}{d^{2N_A}} - \frac{1}{d^{2N_B}} \right. \\ &\quad \left. - \frac{2}{d^{2N_{A \cup B}}} + \frac{3}{d^{2N}} \right). \end{aligned} \quad (46)$$

In all parameter regimes, it turns out that the $\alpha t^{-9/2}$ term is always overwhelmed by either the βt^{-6} term (for $t \lesssim t_d$) or the OTOC_∞ term (for $t \gtrsim t_d$), so the $t^{-9/2}$ will not be observed. Therefore the time scale that OTOC saturates to the final value will be set by the dip time $t_d = (\beta / \text{OTOC}_\infty)^{1/6}$.

To be concrete, let us consider a more specific case when the operators O_A and O_B are of the same size $N_A = N_B$, and their supports overlap over $N_{A \cap B}$ qudits. In the limit that $d^{N_A} \ll d^N$, the typical behaviors of the operator-averaged OTOC are shown in Fig. 6. In the disjoint case Fig. 6(a) when $N_{A \cap B} = 0$, the OTOC deviates from 1 as

$$\text{OTOC} \simeq 1 - 2t^2 + \dots \quad (t \rightarrow 0), \quad (47)$$

and approaches to saturation (to the leading order of d)

as

$$\text{OTOC} \simeq \frac{2}{d^{2N_A}} + \frac{1}{\pi^2 t^6}. \quad (48)$$

The saturation time is $t_d = (d^{N_A}/\pi)^{1/3}/\sqrt{2}$. Within the intermediate time range $1 \lesssim t \lesssim t_d$, the envelope of the OTOC exhibits the t^{-6} power law behavior, which has been discussed in Ref. 36,62,63. Increasing the operator size N_A will both suppress the saturation value and delay the saturation time exponentially, as shown in Fig. 6(a). Now if we fix the operator size and allows the operators O_A and O_B to overlap in their supports, the initial OTOC $d^{-2N_{A \cap B}}$ will be suppressed with $N_{A \cap B}$ exponentially, but the t^{-6} power law behavior in the intermediate time range remains, as demonstrated in Fig. 6(b).

C. Entanglement Growth after a Quench

The entanglement features of the Hamiltonian generated unitary evolution can be applied to study the entanglement growth after a quantum quench. The quantum quench problem we will discuss here is to start with an initial *product state* $|\psi(0)\rangle$ and evolve it by $U(t) = e^{-iHt}$ to the final state $|\psi(t)\rangle = U(t)|\psi(0)\rangle$. Generally, the quantum entanglement will grow in time and saturates to the thermal limit if the Hamiltonian is quantum chaotic. The entanglement features of the final state $|\psi(t)\rangle$ is all encoded in the entanglement features of $U(t)$. To reveal their relation, let us first define the entanglement features for a generic quantum many-body state $|\psi\rangle$ as³²

$$V_\psi^{(n)}[\tau] = \text{Tr}(|\psi\rangle\langle\psi|)^{\otimes n} X_\tau, \quad (49)$$

where n is the Rényi index and X_τ is the representation of $\tau \in S_n^{\times N}$ in the n -replicated Hilbert space $\mathcal{H}^{\otimes n}$. The entanglement features of a state is directly related to its entanglement entropies by

$$S_\psi^{(n)}[\tau] = \frac{1}{1-n} \ln V_\psi^{(n)}[\tau], \quad (50)$$

with the entanglement region A specified by the permutation τ following Eq. (6).

If the state $|\psi(t)\rangle = U(t)|\psi(0)\rangle$ is obtained from the unitary evolution $U(t)$, the entanglement features of the state $V_{\psi(t)}^{(n)}[\tau]$ will be related to the entanglement features of the unitary evolution $W_{U(t)}^{(n)}[\sigma, \tau]$ by the following generic form

$$V_{\psi(t)}^{(n)}[\tau] = \sum_{[\sigma]} W_{U(t)}^{(n)}[\sigma^{-1}, \tau] \Phi_{\psi(0)}^{(n)}[\sigma], \quad (51)$$

where $\Phi_{\psi(0)}^{(n)}[\sigma]$ is some function of $\sigma \in S_n^{\times N}$ that is determined by the initial state $|\psi(0)\rangle$. It is not the entanglement feature of the initial state, but can be determined

from that, via

$$\begin{aligned} V_{\psi(0)}^{(n)}[\tau] &= \sum_{[\sigma]} W_{U(0)}^{(n)}[\sigma^{-1}, \tau] \Phi_{\psi(0)}^{(n)}[\sigma] \\ &= \sum_{[\sigma]} d^{\#(\sigma^{-1}\tau)} \Phi_{\psi(0)}^{(n)}[\sigma], \end{aligned} \quad (52)$$

which is just an application of Eq. (51) to $t = 0$. Here $\#(g)$ denotes the cycle number of the permutation g . If the initial state is a *product state*, we say that it is *entanglement featureless*, in the sense that its entanglement features $V_{\psi(0)}^{(n)}[\tau] = 1$ are trivial constants, because the entanglement entropies of a product state always vanish for any choices of the permutation τ and the Rényi index n . Then from Eq. (52), we can find the solution of $\Phi_{\psi(0)}^{(n)}[\sigma]$,

$$\Phi_{\psi(0)}^{(n)}[\sigma] = \prod_i \sum_{\tau_i \in S_n} \text{Wg}_{\tau_i^{-1}\sigma_i} = \frac{\Gamma(d)^N}{\Gamma(d+n)^N}, \quad (53)$$

where the Weingarten function Wg here is of the bound dimension d . Substitute the result back to Eq. (51), we obtain the relation between the entanglement features of $|\psi(t)\rangle$ and of $U(t)$,

$$V_{\psi(t)}^{(n)}[\tau] = \frac{\Gamma(d)^N}{\Gamma(d+n)^N} \sum_{[\sigma]} W_{U(t)}^{(n)}[\sigma^{-1}, \tau]. \quad (54)$$

Therefore, the knowledge of the entanglement features of the unitary evolution itself is sufficient to determine how the entanglement will grow after a quantum quench from a product state, as we proposed in Eq. (8).

In the following, we will focus on the ensemble averaged 2nd-Rényi entanglement features of the state,

$$V^{(2)}[\tau] = \langle V_{\psi(t)}^{(2)}[\tau] \rangle_{U(t) \in \mathcal{E}(t)}. \quad (55)$$

Applying Eq. (54) to Eq. (23), we can obtain the entanglement features of $|\psi(t)\rangle$ to the leading order of $D = d^N$,

$$\begin{aligned} V^{(2)}[\tau] &= V_{\text{early}}[\tau] + V_{\text{late}}[\tau], \\ V_{\text{early}}[\tau] &= \mathcal{R}_{[11\bar{1}\bar{1}]} + \dots, \\ V_{\text{late}}[\tau] &= \sum_{v=\pm 1} D^{\frac{v\bar{\tau}-1}{2}} (\mathcal{R}_{[00]} - \mathcal{R}_{[11\bar{1}\bar{1}]}) + \dots, \end{aligned} \quad (56)$$

where v is an auxiliary Ising variable in the holographic bulk. As time evolves, $V^{(2)}[\tau]$ crosses over from the early-time behavior V_{early} to the late-time behavior V_{late} . In the late time, the entanglement feature can be modeled by an Ising Hamiltonian H_{late} ,

$$H_{\text{late}}[\tau; v] = -\frac{\ln d}{2} \sum_i v\tau_i, \quad (57)$$

such that $V_{\text{late}}[\tau] = \sum_{[v]} e^{-H_{\text{late}}[\tau; v]} D^{-1/2} (\mathcal{R}_{[00]} - \mathcal{R}_{[11\bar{1}\bar{1}]})$. The holographic Ising model describes an holographic bulk variable v couples to all qudit variables

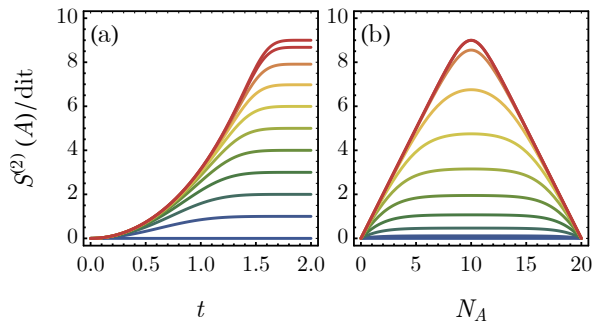


FIG. 7: A system of $N = 20$ qudits. (a) The entanglement entropy grow after a quench from the product state for different size of the subset A , ranging from $N_A = 0$ (blue) to $N_A = 10$ (red). (b) The scaling of entanglement entropy with N_A at different time, ranging from $t = 0$ (blue) to $t = 2$ (red).

τ_i . In terms of the random tensor network, this implies that the late-time state $|\psi(t)\rangle$ can be described by a big random tensor, which is consistent with the random matrix theory. From the perspective of tensor network holography^{64–66}, v can be view as a black hole horizon in the sense that the Ryu-Takayanagi surface⁶⁷ can never cut through the interior of the random tensor that corresponds to v . Such a black hole picture naturally gives rise to the volume law entanglement entropy in the late time.

We can translate the entanglement feature to the entanglement entropy according to Eq. (50). Given the result in Eq. (56), the 2nd Rényi entropy over a subset A of N_A qudits of a quantum many-body state after a quench from the product state follows (to the leading D order)

$$S^{(2)}(A) = -\ln(\mathcal{R}_{[11\bar{1}\bar{1}]} + (1 - \mathcal{R}_{[11\bar{1}\bar{1}]})(d^{-N_A} + d^{-N_{\bar{A}}}), \quad (58)$$

where $N_{\bar{A}} = N - N_A$. For a $N = 20$ qudit system, we plot the entanglement entropy $S^{(2)}(A)$ as a function of both time t and the subset size N_A in Fig. 7. The entropy grows quadratically in time as

$$S^{(2)}(A) = 2(1 - d^{-N_A} - d^{-N_{\bar{A}}})t^2 + \mathcal{O}(t^4), \quad (59)$$

as shown in Fig. 7(a). In contrast to the linear growth of entropy for chaotic local Hamiltonian dynamics, the quadratic growth is a consequence of the non-locality of the random Hamiltonian we considered. In the late time, the entropy approaches to the “volume law” scaling,

$$S^{(2)}(A) \simeq N_A \ln d \quad (N_A \ll N/2), \quad (60)$$

as shown in Fig. 7(b).

VI. SUMMARY

In this work, we introduce the general concept of entanglement features that can be defined both for unitary gates U as $W_U^{(n)}[\sigma, \tau]$ and for many-body states $|\psi\rangle$

as $V_\psi^{(n)}[\tau]$, which provide a systematic characterization of their entanglement properties. In the simplest case (when σ, τ are cyclic), the entanglement features are just exponentiated entanglement entropies $\sim e^{(1-n)S^{(n)}}$. If we consider the entanglement entropy as a kind of “free energy” associated with the entanglement region, then the entanglement features are just the corresponding Boltzmann weights. From this perspective, the entanglement features describes a statistical ensemble of entanglement regions which encodes the “features of entanglement” in either a unitary gate or a many-body state. For more general permutations $\sigma, \tau \in S_n^{\times N}$, the entanglement features gives more refined description of quantum entanglement that can go beyond the description power of entanglement entropies.

The entanglement feature is useful in relating many different ideas together. Many quantum information theoretic descriptions of entanglement, such as mutual and multi-partite informations, are unified within the framework of entanglement features. Moreover, several measures of quantum chaos including the out-of-time-order correlation and the entropy growth after quantum quench are all related to the entanglement features of the unitary evolution itself.

At first glance, specifying the entanglement feature for every configuration of σ and τ seems to involve exponentially large amount of data. However, the entanglement features are not independent. The hidden correlations among entanglement features allow a more efficient modeling with much less parameters. This idea is in parallel to compressing big data by neural network in machine learning where hidden neurons and deep neural networks are introduced to efficiently model the internal correlation among the data. Indeed in our study, the hidden Ising variables also naturally arise to simplify the model of entanglement features. These hidden variables can either be interpreted as hidden neurons in the neuron network language, or as the holographic bulk degrees of freedom in tensor network holography. The holographic picture provides us an intuitive understanding of the entanglement dynamics in quantum many-body systems.

To illustrate these general ideas, we take the unitary gates generated by random Hamiltonians as our example and calculate their ensemble-averaged entanglement features. For the 2nd-Rényi case, we are able to obtain analytic expressions for the entanglement features, from which we can find the underlying Ising model in the holographic bulk. This provides us a toy model to see the emergence of the holographic black hole under the random Hamiltonian dynamics. Finally we apply our results to study the OTOC and the entanglement growth under the random Hamiltonian dynamics. As a future direction, it will be interesting to generalize our approach to local Hamiltonians.

Acknowledgments

We acknowledge Tarun Grover, Muxin Han, Chao-Ming Jian, Gil Refael and Beni Yoshida for helpful discussions. We thank Sagar Vijay and Ashvin Vishwanath for helpful discussions and sharing their draft Ref. 36 before posting. We especially thank Xiao-Liang Qi for various enlightening discussions and valuable comments. YZY is supported by a Simons Investigator Grant of Ashvin Vishwanath. YG is supported by the Gordon and Betty Moore Foundation EPIQS Initiative through Grant (GBMF-4306).

Appendix A: Entanglement Features of Two-Qudit Gates

For two-qudit (i.e. $N = 2$) gates we are able to investigate some aspects of entanglement features beyond ensemble average. In particular we found an interesting tentative bound for unitary two-qubit (i.e. $N = 2, d = 2$) gate.

1. Two-Qudit Cyclic Entanglement Features

We consider the system with only two qudits (i.e. $N = 2$), and label the input and output channels of the unitary gate by A, B, C and D as in Eq. (A1). We focus on a subset of entanglement features, called the *cyclic entanglement features*, where σ_i, τ_i can only take either the identity $\mathbf{1}$ or the cyclic \mathbf{c} permutations. The cyclic entanglement features are sufficient to captures the entanglement entropies over all channels of the unitary gate to all Rényi indices. For two-qudit unitary gates, it can be shown that there are only two independent and non-trivial cyclic entanglement features, which can be denoted as $W_U^{(n)}(AC)$ and $W_U^{(n)}(AD)$,

$$\begin{array}{c} C \quad D \\ | \quad | \\ \text{---} \text{---} \\ | \quad | \\ \text{---} \text{---} \\ A \quad B \end{array} \begin{array}{l} U(t) \\ \text{---} \end{array} \quad \begin{array}{l} W_U^{(n)}(AC) \equiv W_U^{(n)}[\mathbf{c} \times \mathbf{1}, \mathbf{c} \times \mathbf{1}], \\ W_U^{(n)}(AD) \equiv W_U^{(n)}[\mathbf{c} \times \mathbf{1}, \mathbf{1} \times \mathbf{c}]. \end{array} \quad (\text{A1})$$

The other cyclic entanglement features are either independent of U (and thus trivial), such as

$$\begin{aligned} W_U^{(n)}() &\equiv W_U^{(n)}[\mathbf{1} \times \mathbf{1}, \mathbf{1} \times \mathbf{1}] = d^{2n}, \\ W_U^{(n)}(A) &\equiv W_U^{(n)}[\mathbf{c} \times \mathbf{1}, \mathbf{1} \times \mathbf{1}] = d^{n+1}, \\ W_U^{(n)}(AB) &\equiv W_U^{(n)}[\mathbf{c} \times \mathbf{c}, \mathbf{1} \times \mathbf{1}] = d^2; \end{aligned} \quad (\text{A2})$$

or are related the above mentioned entanglement features. Therefore, given the qudit dimension d , the cyclic entanglement features of two-qudit unitary gates can be fully characterized by two sets of entanglement entropies $S_U^{(n)}(AC)$ and $S_U^{(n)}(AD)$, which are directly related to the entanglement features $W_U^{(n)}(AC)$ and $W_U^{(n)}(AD)$ according to Eq. (5).

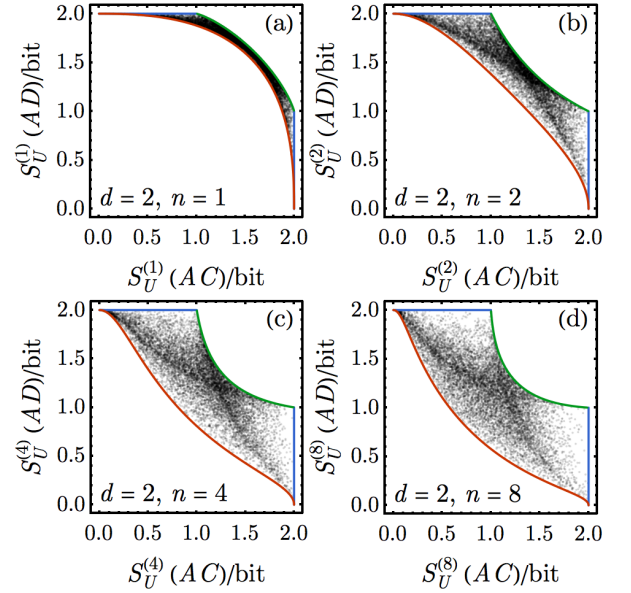


FIG. 8: Plot of entanglement entropies $S_U^{(n)}(AC)$ and $S_U^{(n)}(AD)$ for 10000 unitary gates U generated by two-qubit ($N = 2, d = 2$) random Hamiltonians at late time. Cases of different Rényi indices n are shown in different subfigures. The bounding curves are given by Eq. (A4) (in red) and Eq. (A5) (in green).

2. Entanglement Entropy Plot and Unitarity Bound

We can numerically study the entanglement features of the unitary ensemble $\mathcal{E}(t)$ generated by the random Hamiltonian. Each unitary U drawn from the ensemble $\mathcal{E}(t)$ can be represented as a point on the $S_U^{(n)}(AC)$ - $S_U^{(n)}(AD)$ plane according to its entanglement features. Let us first consider the late-time unitary ensemble $\mathcal{E}(t \rightarrow \infty)$ of two qubits (i.e. $N = 2, d = 2$), generated by

$$U = e^{-iHt}, \quad H = \sum_{a,b} J_{ab} \sigma^{ab}, \quad (\text{A3})$$

where $a, b = 0, 1, 2, 3$ are Pauli indices and $\sigma^{ab} = \sigma^a \otimes \sigma^b$ form a basis of all two-qubit Hermitian operators. The coupling strength J_{ab} are independently drawn from Gaussian distributions. The variance of J_{ab} can be absorbed into t as an (inverse) time scale, which is actually unimportant as we consider the late-time limit $t \rightarrow \infty$. These two-qubit unitaries are distributed in a bounded region of $S_U^{(n)}(AC)$ and $S_U^{(n)}(AD)$, as shown in Fig. 8. The shape of the region changes with the Rényi index n . The entropies are measured in unit of dit $\equiv \ln d$ (which reduces to bit $\equiv \ln 2$ in the present case).

These entropy regions are pinned to four corner points at $(S_U^{(n)}(AC), S_U^{(n)}(AD)) = (0, 2), (1, 2), (2, 1), (2, 0)$ bit. Representative Hamiltonians that generate such unitaries at these corner points are provided in Tab. III. It turns

TABLE III: Examples of the two-qubit Hamiltonian generated unitary $U = e^{-iH}$ at the corner points in the entropy region.

H	$S_U^{(n)}(AC)/\text{dit}$	$S_U^{(n)}(AD)/\text{dit}$
0	0	2
$\frac{\pi}{4}\sigma^{11}$	1	2
$\frac{\pi}{4}(\sigma^{11} + \sigma^{22})$	2	1
$\frac{\pi}{4}(\sigma^{11} + \sigma^{22} + \sigma^{33})$	2	0

out that the boundary of the entropy region can be traced out by connecting these corner points by linearly interpolating the representative Hamiltonians. For example, in terms of the entanglement features, the lower edge of the region (red curve in Fig. 8) is given by

$$W_U^{(n)}(AC) = 8^{-n}(3(1 - \cos t)^n + (5 + 3 \cos t)^n), \quad (\text{A4})$$

$$W_U^{(n)}(AD) = 8^{-n}(3(1 + \cos t)^n + (5 - 3 \cos t)^n),$$

for $t \in [0, \pi/4]$, and the upper edge of the region (green curve in Fig. 8) is given by

$$\begin{aligned} W_U^{(n)}(AC) &= 2^{1-n}(\cos^{2n} t + \sin^{2n} t), \\ W_U^{(n)}(AD) &= 2^{1-2n}((1 - \sin 2t)^n + (1 + \sin 2t)^n), \end{aligned} \quad (\text{A5})$$

for $t \in [0, \pi/4]$. The side edges connecting $(0, 2)$ to $(1, 2)$ and $(2, 0)$ to $(2, 1)$ are simply straight lines (blue segments in Fig. 8). The upper and lower edges are non-linear bounds on entanglement entropies for unitary gates, which clearly goes beyond the previously known linear bounds, such as the subadditivity and strong subadditivity relations.

We need to remark here that the tentative unitarity bounds for Rényi entropies are observations based on numerics. It will be interesting to find a solid proof for these bounds on the sub-region Rényi entropies of two-qubit unitary gates. In addition, our method of finding these boundary curves by interpolating special Hamiltonians does not generalize to $d > 2$ cases. The corresponding non-linear bound for general two-qudit ($d > 2$) unitary gates remains an open question.

3. Large- d Limit and Entropy Trajectory

Similar numerical study of the entanglement features under the two-qudit random Hamiltonian dynamics can be carried out for $d > 2$ cases. Fig. 9 shows the time evolution of the ensemble $\mathcal{E}(t)$ on the entropy plane of $S_U^{(n)}(AC)$ and $S_U^{(n)}(AD)$ (we only show the results of $n = 2$, for other Rényi indices have very similar behaviors). Each point in the plot corresponds to a unitary gate U drawn from the ensemble $\mathcal{E}(t)$.

We can see that the fluctuation of the entanglement entropies $S_U^{(n)}$ is quickly suppressed as the qudit dimension d gets larger. For $d = 3$, the fluctuation of ensemble

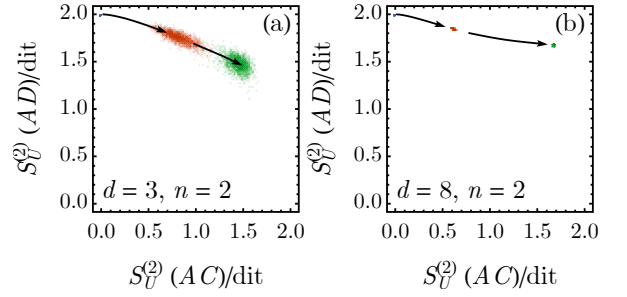


FIG. 9: Time evolution of the unitary ensemble $\mathcal{E}(t)$ on the entropy plane of $S_U^{(n)}(AC)$ and $S_U^{(n)}(AD)$ for two-qudit system of (a) $d = 3$ and (b) $d = 8$. The blue, red and green points are respectively the initial ($t = 0$), intermediate ($t = 0.8$) and late-time ($t \rightarrow \infty$) ensembles.

$\mathcal{E}(t \rightarrow \infty)$ is already too small to efficiently map out the unitarity bound in numerics. For $d = 8$ in Fig. 9(b), the fluctuation is negligible that the ensemble basically traces out a well-defined entropy trajectory under the random Hamiltonian dynamics. This implies that we can study the dynamics of the ensemble averaged entanglement features $\langle W_U^{(n)} \rangle_{U \in \mathcal{E}(t)}$ in the large d limit.

4. Averaged Entanglement Features of Two Qudits

According to Eq. (21), we can analytically calculate the two non-trivial 2nd-Rényi entanglement features $W^{(2)}(AC)$ and $W^{(2)}(AD)$ for the two-qudit random Hamiltonian dynamics, as defined in Eq. (A1). The result is presented in terms of the Rényi entropies $S^{(2)}(AC)$ and $S^{(2)}(AD)$ and benchmarked with numerics in Fig. 10. The theoretical curves match the numerical data points nicely. The late-time limit of the entanglement features can be calculated from Eq. (32),

$$\begin{aligned} W_\infty^{(2)}(AC) &= 2 \left(d^2 + \frac{1}{d^2 + 1} - \frac{4}{d^2 + 3} \right), \\ W_\infty^{(2)}(AD) &= 2 \left(d^2 - 1 + \frac{3}{d^2 + 1} - \frac{4}{d^2 + 3} \right), \end{aligned} \quad (\text{A6})$$

both of which deviate from that of Haar unitaries given by Eq. (33)

$$W_{\text{Haar}}^{(2)}(AC) = W_{\text{Haar}}^{(2)}(AD) = \frac{2d^4}{d^2 + 1}. \quad (\text{A7})$$

The amount of deviation reduces with the qudit dimension d and becomes negligible in the large d limit, as can be seen by comparing Fig. 10(a) and (b). In conclusion, the entropy trajectory under the random Hamiltonian dynamics in two-qudit system can be traced out based on Eq. (21).

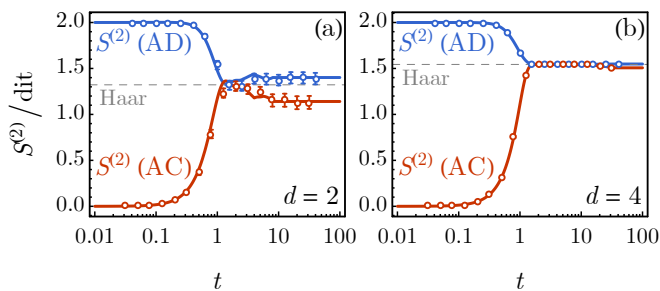


FIG. 10: Ensemble averaged 2nd-Rényi entropies $S^{(2)}$ of two-qudit unitaries for (a) $d = 2$ and (b) $d = 4$. The small circles are numerical simulations on 1000 random Hamiltonians. The curves are theoretical results based on Eq. (21) (without taking the large D limit). The $S^{(2)}$ for Haar random unitaries are marked out by dashed lines according to Eq. (A7).

-
- ¹ Y. Sekino and L. Susskind, *Journal of High Energy Physics* **2008**, 065 (2008).
- ² H. Kim and D. A. Huse, *Physical review letters* **111**, 127205 (2013).
- ³ H. Liu and S. J. Suh, *Physical Review D* **89**, 066012 (2014).
- ⁴ A. Kitaev, *Hidden correlations in the Hawking radiation and thermal noise, in talk given at the fundamental physics prize symposium, 2014*.
- ⁵ C. T. Asplund, A. Bernamonti, F. Galli, and T. Hartman, *Journal of High Energy Physics* **2015**, 110 (2015).
- ⁶ A. M. Kaufman, M. E. Tai, A. Lukin, M. Rispoli, R. Schittko, P. M. Preiss, and M. Greiner, *Science* **353**, 794 (2016).
- ⁷ J. Maldacena, S. H. Shenker, and D. Stanford, *Journal of High Energy Physics* **2016**, 106 (2016).
- ⁸ H. Casini, H. Liu, and M. Mezei, *Journal of High Energy Physics* **2016**, 77 (2016).
- ⁹ P. Hosur, X.-L. Qi, D. A. Roberts, and B. Yoshida, *Journal of High Energy Physics* **2016**, 4 (2016).
- ¹⁰ I. L. Aleiner, L. Faoro, and L. B. Ioffe, *Annals of Physics* **375**, 378 (2016).
- ¹¹ Y. Gu and X.-L. Qi, *Journal of High Energy Physics* **2016**, 129 (2016).
- ¹² W. W. Ho and D. A. Abanin, *Physical Review B* **95**, 094302 (2017).
- ¹³ M. Mezei and D. Stanford, *Journal of High Energy Physics* **2017**, 65 (2017).
- ¹⁴ M. Mezei, *Journal of High Energy Physics* **2017**, 64 (2017).
- ¹⁵ Y. Gu, A. Lucas, and X.-L. Qi, *Journal of High Energy Physics* **2017**, 120 (2017).
- ¹⁶ E. Leviatan, F. Pollmann, J. H. Bardarson, and E. Altman, *arXiv preprint arXiv:1702.08894* (2017).
- ¹⁷ C. D. White, M. Zaletel, R. S. Mong, and G. Refael, *Physical Review B* **97**, 035127 (2018).
- ¹⁸ S. Xu and B. Swingle, *arXiv preprint arXiv:1802.00801* (2018).
- ¹⁹ A. Chandran, C. R. Laumann, and V. Oganesyan, *arXiv preprint arXiv:1509.04285* (2015).
- ²⁰ A. Nahum, J. Ruhman, S. Vijay, and J. Haah, *Physical Review X* **7**, 031016 (2017).
- ²¹ A. Nahum, S. Vijay, and J. Haah, *arXiv preprint arXiv:1705.08975* (2017).
- ²² A. Nahum, J. Ruhman, and D. A. Huse, *arXiv preprint arXiv:1705.10364* (2017).
- ²³ C. von Keyserlingk, T. Rakovszky, F. Pollmann, and S. Sondhi, *arXiv preprint arXiv:1705.08910* (2017).
- ²⁴ T. Rakovszky, F. Pollmann, and C. von Keyserlingk, *arXiv preprint arXiv:1710.09827* (2017).
- ²⁵ V. Khemani, A. Vishwanath, and D. A. Huse, *arXiv preprint arXiv:1710.09835* (2017).
- ²⁶ C. Jonay, D. A. Huse, and A. Nahum, *arXiv preprint arXiv:1803.00089* (2018).
- ²⁷ P. Hayden, S. Nezami, X.-L. Qi, N. Thomas, M. Walter, and Z. Yang, *Journal of High Energy Physics* **2016**, 9 (2016).
- ²⁸ X.-L. Qi, Z. Yang, and Y.-Z. You, *Journal of High Energy Physics* **2017**, 60 (2017).
- ²⁹ M. Han and S. Huang, *Journal of High Energy Physics* **2017**, 148 (2017).
- ³⁰ S. Leutheusser and M. Van Raamsdonk, *Journal of High Energy Physics* **2017**, 141 (2017).
- ³¹ X.-L. Qi and Z. Yang, *arXiv preprint arXiv:1801.05289* (2018).
- ³² Y.-Z. You, Z. Yang, and X.-L. Qi, *Physical Review B* **97**, 045153 (2018).
- ³³ J. Cotler, C.-M. Jian, X.-L. Qi, and F. Wilczek, *arXiv preprint arXiv:1711.03119* (2017).
- ³⁴ R. Vasseur, A. Potter, Y. Z. You, and A. Ludwig, *To appear* (2018).
- ³⁵ J. Cotler, N. Hunter-Jones, J. Liu, and B. Yoshida, *Journal of High Energy Physics* **2017**, 48 (2017).
- ³⁶ S. Vijay and A. Vishwanath, *ArXiv e-prints* (2018), 1803.08483.
- ³⁷ S. Sachdev and J. Ye, *Physical review letters* **70**, 3339 (1993).
- ³⁸ A. Kitaev, *A simple model of quantum holography, talks at kitp, april 7, 2015 and may 27, 2015*.
- ³⁹ J. Maldacena and D. Stanford, *Physical Review D* **94**, 106002 (2016).
- ⁴⁰ W. Fu and S. Sachdev, *Physical Review B* **94**, 035135 (2016).

- ⁴¹ I. Kourkoulou and J. Maldacena, arXiv preprint arXiv:1707.02325 (2017).
- ⁴² Y. Huang and Y. Gu, arXiv preprint arXiv:1709.09160 (2017).
- ⁴³ J. M. Deutsch, Phys. Rev. A **43**, 2046 (1991).
- ⁴⁴ M. Srednicki, Phys. Rev. E **50**, 888 (1994).
- ⁴⁵ M. Rigol, V. Dunjko, and M. Olshanii, Nature (London) **452**, 854 (2008), 0708.1324.
- ⁴⁶ V. Khemani, A. Chandran, H. Kim, and S. L. Sondhi, Phys. Rev. E **90**, 052133 (2014), 1406.4863.
- ⁴⁷ V. Oganesyan and D. A. Huse, Phys. Rev. B **75**, 155111 (pages 5) (2007), cond-mat/0610854.
- ⁴⁸ Y. Y. Atas, E. Bogomolny, O. Giraud, and G. Roux, Physical Review Letters **110**, 084101 (pages 5) (2013), 1212.5611.
- ⁴⁹ Y. Bar Lev, G. Cohen, and D. R. Reichman, Physical Review Letters **114**, 100601 (pages 5) (2015), 1407.7535.
- ⁵⁰ L. F. Santos and M. Rigol, Phys. Rev. E **81**, 036206 (2010).
- ⁵¹ Y.-Z. You, A. W. Ludwig, and C. Xu, Physical Review B **95**, 115150 (2017).
- ⁵² O. Bohigas, M. J. Giannoni, and C. Schmit, Phys. Rev. Lett. **52**, 1 (1984).
- ⁵³ L. D'Alessio, Y. Kafri, A. Polkovnikov, and M. Rigol, Advances in Physics **65**, 239 (2016), 1509.06411.
- ⁵⁴ A. Larkin and Y. N. Ovchinnikov, Sov Phys JETP **28**, 1200 (1969).
- ⁵⁵ J. H. Bardarson, F. Pollmann, and J. E. Moore, Physical review letters **109**, 017202 (2012).
- ⁵⁶ M. Serbyn, Z. Papić, and D. A. Abanin, Physical review letters **110**, 260601 (2013).
- ⁵⁷ A. Kitaev, *Course Ph219 at Caltech*.
- ⁵⁸ J. S. Cotler, G. Gur-Ari, M. Hanada, J. Polchinski, P. Saad, S. H. Shenker, D. Stanford, A. Streicher, and M. Tezuka, Journal of High Energy Physics **2017**, 118 (2017).
- ⁵⁹ P. Hayden and J. Preskill, Journal of High Energy Physics **2007**, 120 (2007).
- ⁶⁰ B. Yoshida and A. Kitaev, arXiv preprint arXiv:1710.03363 (2017).
- ⁶¹ A. Y. Kitaev, A. Shen, and M. N. Vyalyi, *Classical and quantum computation*, 47 (American Mathematical Soc., 2002).
- ⁶² T. G. Mertens, G. J. Turiaci, and H. L. Verlinde, Journal of High Energy Physics **2017**, 136 (2017).
- ⁶³ D. Bagrets, A. Altland, and A. Kamenev, Nuclear Physics B **921**, 727 (2017).
- ⁶⁴ G. Evenbly and G. Vidal, Journal of Statistical Physics **145**, 891 (2011).
- ⁶⁵ B. Swingle, Physical Review D **86**, 065007 (2012).
- ⁶⁶ X.-L. Qi, arXiv preprint arXiv:1309.6282 (2013).
- ⁶⁷ S. Ryu and T. Takayanagi, Physical review letters **96**, 181602 (2006).