

# Distributed chaos in the Hamiltonian dynamical systems and isotropic homogeneous turbulence

A. Bershadskii

ICAR, P.O. Box 31155, Jerusalem 91000, Israel

It is shown that the distributed chaos in the simple Hamiltonian (conservative) dynamical systems, such as the Nose-Hoover oscillator and double oscillator, can mimic the distributed chaos in the isotropic homogeneous turbulence. Direct numerical simulations with the classic Toda lattice and with the nonlinear Schrödinger equation (soliton turbulence) under random initial conditions have been also discussed in this context.

## INTRODUCTION

It is well known that chaotic dynamical systems often exhibit exponential power spectra (see, for instance [1]-[5] and references therein):

$$E(f) \propto \exp -(f/f_c) \quad (1)$$

For Hamiltonian dynamical systems (with energy conservation) it is not a generic case. A spontaneous time translational symmetry breaking with action as an adiabatic invariant (instead of energy, due to the Noether theorem relating the energy conservation to the time translational symmetry) produces a distributed chaos with a stretched exponential spectrum [6]:

$$E(f) \propto \exp -(f/f_0)^{1/2} \quad (2)$$

This stretched exponential comes from representation of the power spectrum as a weighted superposition of the exponentials

$$E(f) \propto \int_0^\infty P(f_c) \exp -(f/f_c) df_c \quad (3)$$

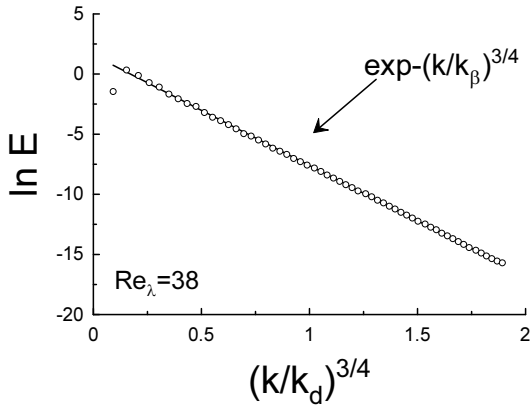


FIG. 1: 3D energy spectrum for isotropic homogeneous (steady) turbulence [10]. The straight line indicates the stretched exponential decay Eq. (5).

(the name: distributed chaos, came because of this representation). In this case  $P(f_c)$  is the chi-squared ( $\chi^2$ ) distribution

$$P(f_c) \propto f_c^{-1/2} \exp -(f_c/4f_0) \quad (4)$$

For isotropic homogeneous turbulence the Birkhoff-Saffman invariant [7],[8] (related to the space translational symmetry - homogeneity) provides the distributed chaos with the stretched exponential spectrum [9]

$$E(k) \propto \exp -(k/k_0)^{3/4} \quad (5)$$

where  $k$  is wave-number.

Figure 1 shows 3D energy spectrum obtained in a direct numerical simulation of isotropic and homogeneous steady 3D turbulence [10] for the Taylor-Reynolds number  $Re_\lambda = 38$  (about this value of  $Re_\lambda$  cf. Eq. (10) of the Ref. [11] and the Ref. [12]). The straight line indicates (in the scales chosen for this figure) the stretched exponential decay Eq. (5).

Since the Birkhoff-Saffman invariant overcomes the dissipative (viscous) nature of the Navier-Stokes equation [7],[8] it is interesting to compare the distributed chaos corresponding to the isotropic homogeneous turbulence with that corresponding to Hamiltonian dynamical systems.

## THE NOSE-HOOVER OSCILLATOR

The Nose-Hoover oscillator (the Sprott A system [13]) can be considered as a harmonic oscillator contacting with a thermal bath. This oscillator is described by the system of equations

$$\begin{cases} \dot{x} = y \\ \dot{y} = -x + yz \\ \dot{z} = 1 - y^2 \end{cases} \quad (6)$$

(the overdot denotes a derivative in time). The nonlinear term -  $yz$ , represents the thermostat. A remarkable property of this system is its Hamiltonian character, with Jacobian matrix

$$\mathcal{J} = \begin{bmatrix} 0 & 1 & 0 \\ -1 & z & y \\ 0 & -2y & 0 \end{bmatrix} \quad (7)$$

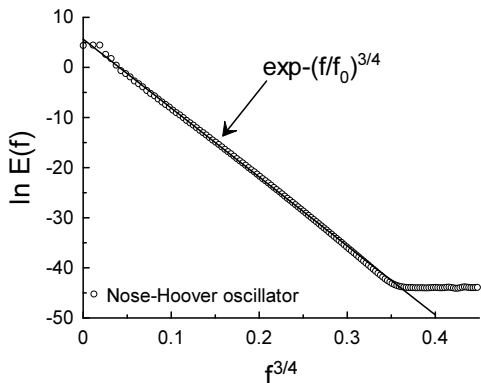


FIG. 2: Power spectrum of the  $x$  fluctuations for the Nose-Hoover oscillator.

and with a trace

$$\text{Tr } J = z \quad (8)$$

It can be shown that

$$\frac{1}{T} \int_{t=0}^T z \, dz = 0 \quad (9)$$

Conservative systems have the rate of the phase space volume expansion equal to the  $\text{Tr } J = 0$  (cf. Eqs. (8) and (9)).

Equations (6) generate time-reversible Hamiltonian (phase-volume conserving) *chaotic* solutions for only a small set of initial conditions, while the trajectories generated by most of the other initial conditions have been attracted by invariant tori.

It is interesting to compare power spectrum of the  $x$  fluctuations with that for the velocity fluctuations for the isotropic homogeneous fluid turbulence. The frequency spectrum corresponding to the Eq. (5) is

$$E(f) \propto \exp -(f/f_0)^{3/4} \quad (10)$$

(see also the last Section).

Figure 2 shows power spectrum computed for the  $x$  fluctuations of the Nose-Hoover oscillator. The time series data were taken from the site Ref. [14] (see also the Ref. [13]). The maximum entropy method (providing optimal spectral resolution for the chaotic spectra [4]) was used for this computation. The straight line in this figure indicates correspondence to the Eq. (10) (cf. Fig. 1).

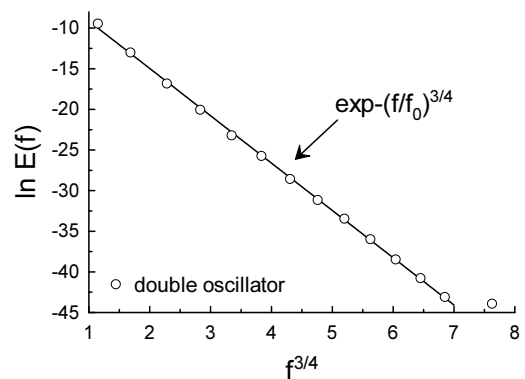


FIG. 3: The high-frequency part of the power spectrum of the double oscillator coordinate  $\theta_1$  fluctuations.

## DOUBLE PENDULUM

The double pendulum consists of two point masses ( $m_1$  and  $m_2$ ) at the end of massless straight strings (with fixed length:  $l_1$  and  $l_2$ ). The two simple regular pendula are joined together for free oscillation in a plane. The angles between each straight string and the vertical are  $\theta_1$  and  $\theta_2$ . These angles are used as generalized coordinates. The dynamical system is Hamiltonian (conservative) and equations of motion can be written as:

$$(m_1 + m_2)l_1\ddot{\theta}_1 + m_2l_2\ddot{\theta}_2 \cos(\theta_1 - \theta_2) + m_2l_2\dot{\theta}_2^2 \sin(\theta_1 - \theta_2) + (m_1 + m_2)g \sin \theta_1 = 0, \quad (11)$$

$$m_2l_2\ddot{\theta}_2 + m_2l_1\dot{\theta}_1 \cos(\theta_1 - \theta_2) - m_2l_1\dot{\theta}_1^2 \sin(\theta_1 - \theta_2) + m_2g \sin \theta_2 = 0 \quad (12)$$

This system under certain conditions exhibits a chaotic behaviour (see, for instance, Ref. [15] and references therein).

In the recent Ref. [16] this system was numerically solved with:  $m_1 = 3$ ,  $m_2 = 1$ ,  $l_1 = 2$ ,  $l_2 = 1$ ,  $g = 1$  and the initial conditions:  $\theta_1(0) = 0$ ,  $\theta_2(0) = \arccos(-7.99/8.0)$ . Figure 3 shows a high-frequency part of the broadband power spectrum of the  $\theta_1$  fluctuations for this solution in the appropriately chosen scales (cf. Figs. 1,2). The spectral data were taken from the Fig. 2.17A of the Ref. [16]. The straight line in this figure indicates correspondence to the Eq. (10).

## THE TODA SYSTEM

Chaos and integrability are often considered as mutually excluding and even opposite types of behaviour of the

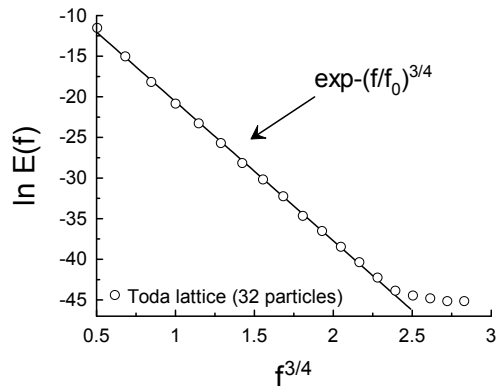


FIG. 4: The high-frequency part of the power spectrum of the Toda lattice coordinate  $q_1$  fluctuations for the numerical experiment [19].

Hamiltonian systems (see, for instance, the Ref. [18]). The classic many-particle Toda system is a completely integrable and solvable one (see, for instance, Ref. [17] and references therein). Therefore, results of a numerical experiment with this system (under random initial conditions) reported in the recent Ref. [19] are of a special interest.

The Toda system (lattice) is a one dimensional system of  $N$  particles with coordinates  $q_i$ . These particles interact according to the potential  $V(q_i, q_{i+1}) = c e^{-\alpha(q_i - q_{i+1})}$  (with  $\alpha$  and  $c$  as constants). If  $\alpha = c = 1$  the dynamic equations describing this system are

$$\dot{q}_i = p_i, \quad (13)$$

$$\dot{p}_i = e^{q_i - q_{i-1}} - e^{q_{i+1} - q_i} \quad (14)$$

The numerical experiment was performed for  $N = 32$  particles with random initial conditions and zero total momentum. All the integrals of motion, related to the complete integrability, were found to be approximately constant. However, the power spectrum of the coordinates was found having a broadband high-frequency part, characteristic to the chaotic dynamical systems. Figure 4 shows this high-frequency part for the coordinate  $q_1$  in the appropriately chosen scales (cf. Figs. 1-3). The spectral data were taken from the Fig. 10a of the Ref. [19]. The straight line indicates correspondence to the Eq. (10).

In order to explain this situation one should recall that for the Toda system any truncation of the exponential potential (using a truncated Taylor series expansion of order higher than two) results in violation of the system integrability [20]. Due to this sensitivity, the complete theoretical integrability has a restricted applicability in the numerical experiments: the high-frequency parts of the spectra could be affected by this sensitivity and

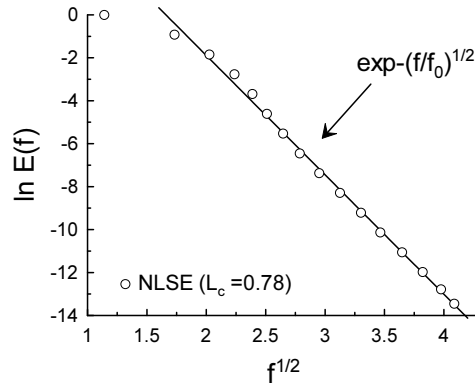


FIG. 5: The high-frequency part of the power spectrum for the NLSE direct numerical simulation at the slightly supercritical value of  $L_c = 0.78$  and  $t = 100$ .

behave as those of the nonintegrable systems (exhibiting the chaotic features), while their contribution to the integrals will be negligible due to the very fast decay (and the integrals will be still approximately constant).

### NONLINEAR SRÖDINGER EQUATION - SOLITON DOMINATED CHAOS

Another presumably integrable Hamiltonian dynamical system is described by the Nonlinear Schrödinger equation (NLSE) [21]. Unlike the previously considered dynamical systems with finite number of the degrees of freedom this system is described by the nonlinear partial differential equation (with infinite number degrees of freedom). The integrability results in the existence of solitons and breathers having considerable amplitude and located in the chaotic sea of the low amplitude radiation waves. The solitons generally move in all directions and collide producing the high amplitude perturbations of the chaotic field. The chaos is deterministic because the NLSE dynamics is entirely determined by the initial conditions.

In a recent Ref. [22] results of a direct numerical simulation of the dimensionless NLSE

$$i \frac{\partial \psi}{\partial t} = -\frac{1}{2} \frac{\partial^2 \psi}{\partial x^2} - |\psi|^2 \psi, \quad (15)$$

with random initial conditions (see Ref. [22] for a detail description) and periodic conditions for the variable  $x$  were reported.

In order to remove the breather component of the chaotic field the continuous waves were omitted in the initial conditions. If the correlation length in the initial conditions  $L_c$  was small enough, then the chaotic field

does not contain solitons as well. The low amplitude radiation waves practically do not change initial spectrum (parabolic in the semi-logarithmic scales) during the entire process of evolution.

The correlation length in the initial conditions had been increased up to a slightly supercritical value  $L_c = 0.78$  where the nonlinearity and generation of solitons were activated, resulting in a mixture of the low amplitude radiation waves and the higher amplitude solitons. Figure 5 shows the power spectrum for this situation at  $t = 100$ . The spectral data were taken from the Fig. 12b of the Ref. [22]. The straight line in the figure indicates the stretched exponential Eq. (2) for high frequencies (see also next Section).

In order to increase number of solitons and, especially, their amplitudes the correlation length in the initial conditions had been further increased to  $L_c = 1.8$ . Figure 6 shows the power spectrum for this situation at  $t = 100$ . The spectral data were taken from the Fig. 12c of the Ref. [22]. The straight line in the figure indicates the stretched exponential Eq. (10) for high frequencies (see also next Section).

In the Ref. [22] a rough numerical estimation for the spectrum of the soliton dominated chaos was also made using the inverse scattering technique - IST (which is based on the integrability of the NLSE). The authors used a simplified assumption that the spectrum of the soliton dominated chaos can be roughly estimated as a superposition of the spectra of the singular solitons (ignoring contribution of the soliton collisions and of the low amplitude radiation waves). In this approximation the square of the sum of the singular soliton Fourier transforms (obtained by the inverse scattering technique) corresponds to the overall spectrum of the soliton dominated chaos. The authors of the Ref. [22] have the spectra averaged over 26 realizations. Figure 7 shows the spectrum obtained in this simulation at  $t = 100$  and  $L_c = 2$ . The spectral data were taken from the Fig. 11 of the Ref. [22]. The straight line in the figure indicates the stretched exponential Eq. (10).

It is also interesting to recall the Hasimoto's mapping of the vortex filaments' solutions of the Euler's equation to the soliton solutions of the NLSE [23] (see also the Refs. [11] and [24]).

#### ANALYTIC DISTRIBUTED CHAOS IN THE DYNAMICAL SYSTEMS

The Birkhoff-Saffman invariant (related by the Noether's theorem to the space homogeneity) and the Loitsyanskii invariant (related by the Noether's theorem to the space isotropy) make their crucial presence at two

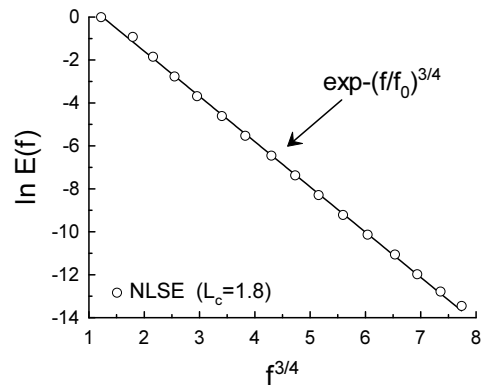


FIG. 6: The high-frequency part of the power spectrum for the NLSE direct numerical simulation at the  $L_c = 1.8$  and  $t = 100$  (fully developed soliton chaos).

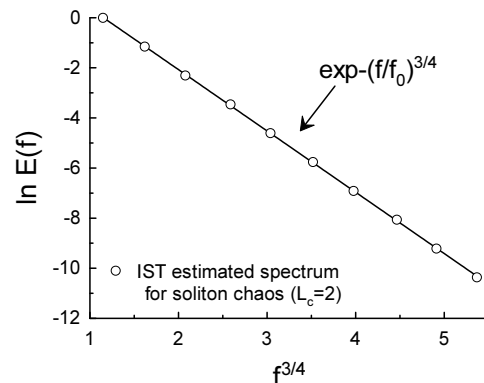


FIG. 7: The high-frequency part of the power spectrum estimated by the inverse scattering technique simulation at  $L_c = 2$  and  $t = 100$  (fully developed soliton chaos).

opposite asymptotes of the isotropic homogeneous turbulence's spectrum: in the analytic expansion of the spectrum at zero wave number [8] and at high wave numbers [9]. Let us, following to the analogy, expand analytically at frequency  $f = 0$  a power spectrum for the dynamical systems

$$E(f) = I_0 + I_1 f + I_2 f^2 + \dots \quad (16)$$

The coefficient  $I_1 = 0$  due to the extremum (symmetry) condition.

According to the analogy [9] the high-frequency relation between characteristic velocity  $v_c$  and the characteristic frequency  $f_c$  can be found using the dimensional

considerations:

$$v_c \propto I_0^{1/2} f_c^{1/2} \quad (17)$$

or

$$v_c \propto I_2^{1/2} f_c^{3/2} \quad (18)$$

depending on the initial conditions. In a general form

$$v_c \propto f_c^\alpha \quad (19)$$

Let us denote probability density of the characteristic velocity  $v_c$  as  $\mathcal{P}(v_c)$ , then

$$\mathcal{P}(v_c)dv_c \propto P(f_c)df_c \quad (20)$$

i.e.

$$P(f_c) \propto f_c^{\alpha-1} \mathcal{P}(v_c(f_c)) \quad (21)$$

On the other hand, for the stretched exponential spectrum

$$E(f) \propto \exp-(f/f_c)^\beta \propto \int_0^\infty P(f_c) \exp-(f/f_c) df_c \quad (22)$$

(cf. Eq. (3)) behaviour of the  $P(f_c)$  at the asymptote  $f_c \rightarrow \infty$  is known [25]

$$P(f_c) \propto f_c^{-1+\beta/[2(1-\beta)]} \exp(-bf_c^{\beta(1-\beta)}) \quad (23)$$

where  $b$  is a constant.

Comparing the Eqs. (19),(21) with the Eq. (23) one can see that the probability distribution  $\mathcal{P}(v_c)$  should be a normal (Gaussian) with zero mean, while

$$\beta = \frac{2\alpha}{1+2\alpha} \quad (24)$$

Then, for the relation Eq. (17) we obtain  $\beta = 1/2$  (cf. Fig. 5) and for the relation Eq. (18) we obtain  $\beta = 3/4$  (cf. Figs. 6 and 7), depending on the initial conditions.

## ACKNOWLEDGEMENT

I thank T. Nakano, D. Fukayama, T. Gotoh, and J.C. Sprott for sharing their data.

- 
- [1] A. Brandstater and H.L. Swinney, Phys. Rev. A **35**, 2207 (1987).
  - [2] U. Frisch and R. Morf, Phys. Rev., **23**, 2673 (1981).
  - [3] J.D. Farmer, Physica D, **4**, 366 (1982).
  - [4] N. Ohtomo, K. Tokiwano, Y. Tanaka et. al., J. Phys. Soc. Jpn. **64** 1104 (1995).
  - [5] D.E. Sigeiti, Phys. Rev. E, **52**, 2443 (1995).
  - [6] A. Bershadskii, arXiv:1801.07655 (2018).
  - [7] G. Birkhoff, Commun. Pure Appl. Math. **7**, 19 (1954)
  - [8] P.G. Saffman, J. Fluid. Mech. **27**, 551 (1967).
  - [9] A. Bershadskii, arXiv:1512.08837 (2015).
  - [10] T. Gotoh, D. Fukayama, and T. Nakano, Phys. Fluids **14**, 1065 (2002).
  - [11] K.R. Sreenivasan and A. Bershadskii, J. Stat. Phys., **125**, 1145 (2006).
  - [12] K.R. Sreenivasan, Phys. Fluids **27**, 1048 (1984).
  - [13] J.C. Sprott, Chaos and Time-Series Analysis (Oxford. University Press, 2003).
  - [14] <http://sprott.physics.wisc.edu/cdg.htm>
  - [15] T. Stachowiak and T. Okada, Chaos, Solitons & Fractals, **29**, 417 (2006).
  - [16] T.A. Elsayed, Dr.Sc. Thesis (2013) (the thesis is available at the site <http://archiv.ub.uni-heidelberg.de/volltextserver/15648/1/thesis%2020elsayed.pdf> ).
  - [17] M. Toda, Theory of Nonlinear Lattices, 2nd Ed. Springer, Berlin (1989).
  - [18] M. Tabor, Chaos and Integrability in Nonlinear Dynamics (J. Wiley, New York, 1989).
  - [19] T.A. Elsayed, B. Hess and B.V. Fine, Phys. Rev. E, **90**, 022910 (2014).
  - [20] H. Yoshida, Commun. Math. Phys., **116**, 529 (1988).
  - [21] V.E. Zakharov and A.B. Shabat, Zh. Eksp. Teor. Fiz. **61**, 118 (1971) [ J. Exp. Theor. Phys. **34**, 62 (1972)].
  - [22] N. Akhmediev, J.M. Soto-Crespo and N. Devine, Phys. Rev. E, **94**, 022212 (2016).
  - [23] H. Hasimoto, J. Fluid Mech. **51**, 477 (1972).
  - [24] A. Bershadskii, E. Kit and A. Tsinober, Proc. Roy. Soc. A, **441**, 147 (1993).
  - [25] D.C. Johnston, Phys. Rev. B, **74**, 184430 (2006).