

# Conformity in Scientific Networks

James Owen Weatherall, Cailin O'Connor

*Department of Logic and Philosophy of Science  
University of California, Irvine*

---

## Abstract

Scientists are generally subject to social pressures, including pressures to conform with others in their communities, that affect achievement of their epistemic goals. Here we analyze a network epistemology model in which agents, all else being equal, prefer to take actions that conform with those of their neighbors. This preference for conformity interacts with the agents' beliefs about which of two possible actions yields the better outcome. We find a range of possible outcomes, including stable polarization in belief and action. The model results are highly sensitive to network structure. In general, though, conformity has a negative effect on a community's ability to reach accurate consensus about the world.

---

## 1. Introduction

Ignaz Semmelweis, a Hungarian physician, took a post at the first obstetrical clinic of the Vienna General Hospital in 1846. This clinic provided obstetric and early infant care to poor women who were willing to be treated by student doctors. Its sister institution—the second obstetrical clinic—provided a similar service with midwives in training. The day of the week determined which of the two clinics patients were referred to.<sup>1</sup>

But not all was well in the first clinic. Patients were dying of childbed fever at a rate of about 10%, while next door the supposedly less expert midwives had a death rate of only 3-4%. Worse, women who experienced street births on the way to the clinic were less likely to die than those assisted by student doctors. In March of 1847, Semmelweis developed a new hypothesis to explain this troubling difference. After a colleague died of an illness similar to childbed fever after accidentally cutting himself during an autopsy, Semmelweis posited that the student doctors were transferring “cadaverous particles” to their patients. He started requiring students to wash their hands, and the death rate in his clinic plummeted.

Semmelweis published his findings about hand washing, hoping they would change obstetric practices. In this he was disappointed. His peers were offended by the suggestion that their hands were unclean, and found his theory of cadaverous particles too far from their theories of disease to credit. They rejected his new practice despite its clear success

---

*Email addresses:* [weatherj@uci.edu](mailto:weatherj@uci.edu) (James Owen Weatherall), [cailino@uci.edu](mailto:cailino@uci.edu) (Cailin O'Connor)

<sup>1</sup>For this history see Carter (2017); Semmelweis (1983).

when applied. Eventually Semmelweis suffered a nervous breakdown in part because of professional frustrations and died in a mental hospital as a result of a beating he received there.

Long before, in the early 1700s, Lady Mary Wortley Montague, an English aristocrat, traveled to Turkey.<sup>2</sup> While there she encountered the practice of variolation for smallpox, where pus from an infection was introduced to a small scratch. Those who were variolated usually suffered a very mild form of the disease, and were thereafter immune. While in Turkey, Lady Mary had her own young son variolated.

After her return to England, Lady Mary sought to spread the practice, but encountered considerable resistance from English physicians. They were suspicious of the new treatment, especially because it was being promoted by a woman, who had learned it from women in an infidel country. Even Charles Maitland, Lady Mary's personal physician who had overseen her son's procedure in Turkey, was hesitant to perform variolations under the eyes of fellow British physicians. Ultimately, she was able to convince Princess Caroline, wife of the future King George II, to have her two daughters variolated in 1722. After that the practice spread swiftly among English nobility, especially those with personal ties to Lady Mary and Princess Caroline.

That humans tend to conform their actions to those around them has long been documented by psychologists. Asch and Guetzkow (1951), in a landmark study, showed that when subjects were placed in a situation where they had to either conform to the obviously incorrect judgments of their peers, or else publicly state a non-conforming, correct judgment, conformity was chosen about 30% of the time. Hundreds of subsequent studies have confirmed this tendency towards conformity, though results vary across cultures and from person to person (Bond and Smith, 1996).<sup>3</sup>

In both episodes from the history of science just described, it seems that this tendency to conform influenced the progress of science.<sup>4</sup> Semmelweis's peers did not adopt his new practices, and their choice was bolstered by their conformity with those in their scientific community. The English physicians who rejected Lady Mary's advocacy for variolation conformed with the actions of practitioners like themselves rather than risk criticism for adopting a new therapy. Likewise, it was ultimately a preference to conform with the practices of one of the most powerful and influential figures in the country that reversed

---

<sup>2</sup>This history is drawn from Grundy (1999).

<sup>3</sup>In addition, those researching online social networks have found that conformity seems to shape members' choices. For example, seeing a friend has "liked" something on Facebook doubles the chances that a user will "like" it themselves (Egebark and Ekström, 2011). Relatedly, many studies have found that social ties deeply influence beliefs and choices, even on contentious topics. Brunson (2013), for example, finds that the vaccination advice of those in an individual's social group is the number one variable predicting whether they choose to vaccinate their children. Festinger et al. (1950), in another classic study, showed MIT students tended to share opinions with neighbors in their housing courts. In these cases, though, it is not clear whether these effects are due to conformist biases, or the simple spread of information between closely networked individuals.

<sup>4</sup>Of course, we cannot *know* that this was the case, and in the discussion we will consider alternative explanations for the behavior of physicians in these cases.

physicians’ resistance to variolation.<sup>5</sup> Some authors, such as Zollman (2010b), have argued that there are contexts in which conformism tends to *improve* epistemic outcomes, basically because conforming with others can be a heuristic for pooling independent data. For this reason, Bikhchandani et al. (1998) argue that, “the propensity to imitate is presumably an evolutionary adaptation that has promoted survival over thousands of generations by allowing individuals to take advantage of the hard won information of others” (152). But as our case studies indicate, conformity is often bad for scientific belief. What is going on?

In this paper, we study the interaction between conformism and the epistemic goals of scientific communities by analyzing a network epistemology model. As we show, the tendency to conform can have complex impacts on epistemic outcomes. But the generally rosy—albeit counterintuitive—picture on which conformity improves epistemic outcomes is not supported by the results we describe here. On the contrary, on the whole, conformity tends to lead to less successful scientific outcomes via processes similar to those in the Semmelweis and Montague cases. It also, for some network configurations at least, allows for new phenomena, such as stable polarization in both belief and action. While there are surely some contexts in which the heuristic identified by Bikhchandani et al. (1998) is useful locally or for individual scientists, its widespread adoption in a scientific community can have detrimental effects. The character and degree of these effects depend on a number of factors, such as the strength of the preference to conform and the structure of the network in which scientists interact.

The remainder of the paper will proceed as follows. In the next section, we will introduce our model and discuss its relationship to other work on conformity in epistemic networks. The following section will describe the results of our analyses. We conclude with a discussion of the significance of the results and what sorts of inferences they support.

## 2. Network Epistemology and Conformity

### 2.1. The modeling framework

Bala and Goyal (1998) introduce a framework for modeling the social spread of knowledge and belief. Zollman (2007) imports this framework to philosophy of science to better understand how scientific communities adopt theories, and how their communication structures might influence this process.<sup>6</sup>

---

<sup>5</sup>These are far from the only cases where inclinations to conformity seem to have influenced the course of scientific practice or theory change. Schneider (2017), for example, models how social identity might influence the spread of theories in science, and outlines three historical examples where scientists were particularly resistant to new ideas from outside their social groups—French resistance to Newtonian physics, German resistance to ‘Jewish’ physics during the rise of the Nazi party, and forestry researchers who ignored the expertise of local women in rural India. He argues that these were cases where a type of conformity to those in one’s social network prevented the successful spread of scientific ideas.

<sup>6</sup>For more work in philosophy of science using this sort of model see Zollman (2010a); Mayo-Wilson et al. (2011); Kummerfeld and Zollman (2015); Holman and Bruner (2015, 2017); Weatherall et al. (2017); O’Connor and Weatherall (2019, 2017). Recently a number of authors have discussed in greater care how these models can and cannot be applied to scientific communities (Rosenstock et al., 2017; Frey and Šešelja,

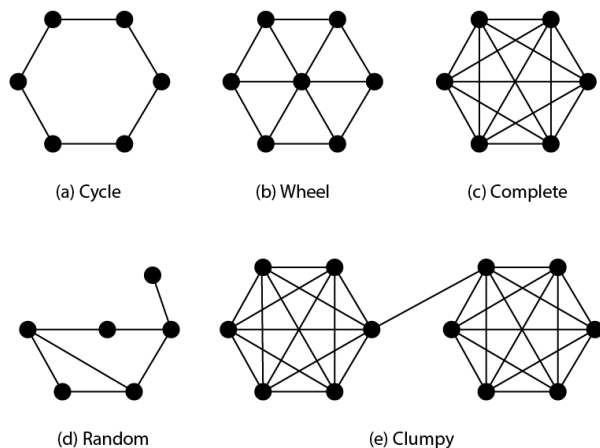


Figure 1: Five possible configurations for epistemic networks.

The framework assumes that there are  $N$  agents, or scientists, on a network. Each agent has a number of symmetric connections to other agents (i.e., if Shareese is connected to Amy, Amy is also connected to Shareese). These agents choose between actions with different average payoffs. In doing so they consult evidence that they themselves gather, and evidence gathered by their network neighbors. Previous authors have considered a number of network structures in such models. We will look, in particular, at cycle, wheel, complete, and ‘clumpy’ graphs, as well as a variety of random graphs. In cycle networks, agents each connect to two others in a ring. Wheel networks are like these, but with one extra agent who connects to all others. In complete networks, all agents connect. In random networks edges are chosen stochastically (more on this later). Lastly, we consider ‘clumpy’ networks—two complete networks with one link between them—as a structure that will be particularly interesting later on. These configurations are shown in figure 1 for groups of size 6 (and 12 for the clumpy network).

To model the epistemic problem agents face, these models employ what is called a ‘bandit problem’. The idea is that learners encounter the equivalent of a slot machine (or ‘bandit’) with some number of arms. Each arm generates a payoff of 1 with a characteristic probability,  $p$ . The problem is to choose the arm with the highest expected payoff. This type of situation might represent theory choice in a scientific community or a choice between alternative therapies in medicine, for example. In the Semmelweis case, these choices would be ‘adopt hand washing’ and ‘do not adopt hand washing’. In the Montague case, they would be ‘variolate’ or ‘do not variolate’. Following Zollman (2010a), we will assume actors face a two-armed bandit problem, where arm A (the All Right arm) pays off with probability  $p_A = .5$  and Arm B (the Better arm) pays off with probability  $p_B = .5 + \epsilon$ . So arm B is better (wash hands, or variolate), but the actors are uncertain about whether this is the case or not.

---

2017a,b; Borg et al., 2017).

At the beginning of any simulation of this model, agents start with randomly generated credences about the two arms. In particular, we assume each agent has two *beta distributions*, one representing their credences about arm A, and the other for arm B. A beta distribution is a continuous probability distribution whose shape is determined by two parameters,  $\alpha$  and  $\beta$  (the details of how this works will not be crucial to understanding our results).<sup>7</sup> An agent with such a distribution thinks that all probability values,  $p$ , for an arm are possible, but that some are more likely than others. We initialize agents beliefs by randomly selecting each of these parameters from the set  $[0, 4]$ .<sup>8</sup> Each agent then determines which of the two arms they believe has a higher expectation value—the mean expected probability for the arm to pay off—which is equal to  $\frac{\alpha}{\alpha+\beta}$ .<sup>9</sup>

Every round, an agent pulls their preferred arm some number of times  $n$ . This might correspond to a doctor trying a therapy they think more promising (variation), or a research chemist using a theory they think more likely to generate an experimental success. Over time, agents update their beliefs about the two arms based on the results of their experiments, and those performed by their network neighbors. We assume they are perfect Bayesians, and use strict conditionalization to update their beliefs. Since their credences are represented by beta distributions, this is fairly simple. For an experiment with  $n$  draws, and  $s$  successes, the new distribution will have parameters  $\alpha + s$  and  $\beta + n - s$ . Whenever this updating leads an agent to favor a new arm, they switch behavior.

Over time, such a community will tend towards consensus (Zollman, 2010a). The actors involved will all come to correctly believe that action B is better, or else to incorrectly believe that action A is better. The parameter values of the model and network structure will determine how likely these two outcomes are (Zollman, 2007, 2010a; Rosenstock et al., 2017).

## 2.2. A model of conformity

We described above several episodes from the history of science where conformism seemed to influence the progress of science. Because scientists preferred to agree with those in their community, they were resistant to evidence that went against the established consensus. Now, we introduce a model meant to explore this possibility. This model is very similar to the model just described, but with the extra feature that scientists consider more than just the expected payoff of each action in deciding which action to perform. Instead, they combine their expected payoffs for pulling each arm with further payoffs they expect to get

---

<sup>7</sup>The value of a beta distribution on  $x = [0, 1]$  is  $f(x, \alpha, \beta) = \frac{\Gamma(\alpha+\beta)}{\Gamma(\alpha)\Gamma(\beta)}x^{\alpha-1}(1-x)^{\beta-1}$  where  $\Gamma(y) = (y-1)!$ . An intuitive understanding of the parameters  $\alpha$  and  $\beta$  is as representing the number of successes and failures garnered in a sample of a bernoulli random variable. I.e., if an agent pulls arm A five times and gets 3 successes,  $\alpha = 3$  and  $\beta = 2$ . The distribution then specifies the probabilities of each underlying probability of success for A given this set of results.

<sup>8</sup>While this choice is arbitrary, we follow Zollman (2010a). These values correspond to an agent who has gathered relatively little evidence, and so will tend to have beliefs that can be updated relatively quickly.

<sup>9</sup>Notice that on the intuitive understand of a beta distribution this is the number of previous successes divided by total number of tests of the arm.

for conforming with those in their network.

We introduce a conformity parameter  $K$ , to capture the relative strength of these preferences. Let  $a$  be the number of actor  $i$ 's neighbors who performed action A in the last round, and let  $b$  be the number of actor  $i$ 's neighbors who performed action B in the last round. Then the payoff that agent  $i$  expects to receive for performing action A ( $u_i^A$ ) is:

$$u_i^A = K(a - b) + \left( \frac{\alpha_i^A}{\alpha_i^A + \beta_i^A} \right),$$

where  $\alpha_i^A$  and  $\beta_i^A$  are the parameters for agent  $i$ 's beliefs concerning action A. This says that their expected payoff is a sum of their expectation for arm A,  $\left( \frac{\alpha_i^A}{\alpha_i^A + \beta_i^A} \right)$  plus a positive payoff for each agent they conform with ( $K * a$ ) minus a cost for the agents they fail to conform with ( $K * -b$ ).<sup>10</sup> The expected payoff for arm B is calculated in the same way, except that agents get payoffs for conforming with those who choose B. The agent the performs the action that they determine to have the higher expected payoff. Notice that while an agent in this model can come to care arbitrarily little about the truth as  $K$  increases, they never discount it entirely.

There are several choices that we might have made differently. For instance, we measure payoffs for conformity using the number of neighbors performing each action. As a result, agents with fewer connections tend to be less influenced by conformism, because the total payoff they can receive from conforming (or not) is smaller than for agents with more connections. We might instead have scaled the conformity payoff using the percentage of neighbors taking each action.

Another choice concerns how agents perform their expected payoff calculation. Agents do not have beliefs about their neighbors' dispositions to conform. Neither do they attempt to represent their neighbors' epistemic states, or to update their beliefs about those states in light of the evidence that they know their neighbor to have received on previous rounds. Instead, they simply predict that their neighbors will repeat whatever action they performed in the last round. Thus, conformity in this model amounts to a kind of imitation of past behavior, and not an attempt to make sophisticated predictions about future behavior. One could certainly imagine agents with more sophisticated representations of their neighbors, though the resulting model would be much more complicated. Our choice fits with a picture like that from Bikhchandani et al. (1998) where humans employ a simple heuristic towards conformity.

### 2.3. Related results

In the next section, we will investigate how this addition to the model influences the emergence of beliefs in a scientific network. Before that, we will survey previous models of the

---

<sup>10</sup>Observe that as we have set things up, negative payoffs for failing to conform are possible. If one wished, one could define the same decision problem with only positive payoffs by performing an appropriate affine transformation.

effects of conformity on the epistemic state of actors on a network, focusing on the philosophy of science literature.<sup>11</sup>

Zollman (2010b) argues that conformity may sometimes be a good thing in networks of agents who attempt to choose one of two possible beliefs or theories. He supposes that each agent gets private information at the beginning of a simulation that with probability  $1 - \epsilon$  reveals the true state of the world. Based on this evidence, agents publicly state their opinions about which belief is better. In subsequent rounds, agents adopt the belief that matches the majority of their network neighbors. As he shows, this sort of belief conformity often increases the chance that agents end up with correct beliefs, though network structure matters, as does the initial dependability of the agents' information. This result depends on the fact that conformity here leads to an aggregation of independent samples of data. This result is related to the Condorcet jury theorem, which proves that majority voting based on independent opinions with a greater than 50% chance of being right will lead to more accurate outcomes the larger the group (Condorcet, 1785). Our model will diverge by not assuming agents start with good priors. This, notice, corresponds well to situations where a new, successful scientific belief or practice has been developed (hand washing or variolation) and some individuals are initially skeptical. We also consider actors who can share data directly rather than spread information via the relatively poor method of publicly stating opinions. This, again, corresponds well to scientific communities. For these reasons, as we will see, the sorts of benefits to conformity that Zollman identifies will not be as germane, and the detriments will be more apparent.

Previous authors have developed models with a less rosy picture of conformity. Mohseni and Williams (2017) present a model of actors on a network who try to determine which of two states obtains. These actors gather information from the world, in the form of a number 0 to 1, drawn from a distribution that favors the true state. Like the agents in Zollman (2010b), rather than sharing evidence directly, actors in this network share opinions about which state obtains. Each round one actor samples the world and then decides opinion to state based on both their belief about which state is the right one, and on a desire to conform with the previous statements of neighbors. Each agent has unknown tendencies towards conformity. Upon hearing an opinion, the other agents in the network use Bayesian updating to change their beliefs based on the likelihood the actor is conforming with neighbors versus stating their true belief.<sup>12</sup>

---

<sup>11</sup>Economists typically investigate conformity using models where agents play a Beauty-contest game. The goal is to choose an action (perhaps pick a price) with a double goal of matching some state of the world, and also coming as close as possible to the average choice. There is some similarity to what we do here, as at least some of these models involve networks of agents who gather data from the world, and then make decisions based on both desires for accuracy and conformity (Hellwig and Veldkamp, 2009; Myatt and Wallace, 2011; Colombo et al., 2014). They find that the desire for conformity can increase the desire of agents to seek information that is well known. Our model deviates from these in that we focus on a two-choice problem. In addition, our agents share data and evidence, as is appropriate for a model of a scientific community.

<sup>12</sup>They are able to do this, in part, because each agent 'dies' after stating an opinion and is randomly replaced by a new agent. This creates a 'public posterior' that all agents share.

These authors prove that in the long run such a network will always arrive at accurate credences about which state of the world obtains. In the short run, however, network structures influence the group’s success at determining truth. Cycle networks, where agents are not highly connected, are particularly conducive to truth since agents are more likely to say what they really think.<sup>13</sup> In star networks (where each agent links with one central individual) they find that stated opinions tend to be particularly uninformative, because of the effects of conformity. As described above, our models make different structural assumptions, and assume a much lower level of rationality for actors. As we will discuss, though, some of our results reflect those from Mohseni and Williams (2017), adding some robustness to their claims. We also show, however, that agents can reach stable false beliefs as a direct result of conformism. This suggests that a central result of their paper, that in the long run networks converge to true beliefs despite conformity, is not robust across modeling choices.

Schneider (2017) considers a network model of science where scientists choose what theory to adopt based entirely on the choices of those around them. He assumes that scientists play a pure coordination game, meaning that they only care about coordinating with network neighbors. But he assumes that one theory is better than the other, so that those who coordinate on this theory garner better payoffs. Schneider (2017) interprets these coordination payoffs as resulting from actual benefits that accrue to scientists who share methodologies with colleagues, but the coordination character of his model can also be taken to represent conformity.<sup>14</sup> In his model, these coordination payoffs stymie the progress of the better theory when agents have tight knit connections within small subgroups. One might think of the model as similar to our model in the case where the coordination parameter,  $K$ , goes to infinity. Unlike Schneider, though, we represent both the desire to conform and the credences of scientists, and so can explicitly capture cases where agents may become convinced theory B is right, but nonetheless act in accordance with A. The reason we see successful theories failing to spread through a community, however, is very similar to that in the models presented by Schneider (2017). When agents care more about what their neighbors think than about the success of their theories, they may fail to adopt a better theory, thus preventing it from spreading. As we will see, this looks much like what happened in the cases of Semmelweis and Montague.

---

<sup>13</sup>In addition, as we will describe later, cycle networks often have perfectly symmetric social influences, which increase chances that agents make statements based on their beliefs.

<sup>14</sup>Some previous authors have looked at models of coordination games, and variations of these, on networks, though not to our knowledge in an attempt to model scientific communities, and usually not to model biases toward conformity. For example, Young (2006a) considers a model where agents play a coordination game with two strategies, one of which yields a higher payoff. In addition, agents may have individual preferences for one action or another, and may have different weights influencing how much they care about coordinating with particular neighbors. He uses this model to study the diffusion of innovations. See also (Young, 2006b, 2011).



### 3. Results: Conformity, Belief, and Behavior

#### 3.1. General Analysis

The addition of conformist tendencies to the network epistemology models discussed above alters the sorts of stable outcomes that are possible. Recall that without conformity, scientists develop a shared consensus, either correct or incorrect, that completely guided their behavior. We will call these outcomes either *Correct Consensus* or *Incorrect Consensus*, respectively. At correct consensus, all agents believe that the success rate of arm A is lower than that of arm B, and they all perform action B. At incorrect consensus, all agents believe that the success rate of B is less than that of arm A, and perform action A. These outcomes are generally stable in the long run. (Note, however, that stability is never *guaranteed* in this model, because of its inherent stochasticity.)<sup>15</sup>

Both of these sorts of outcomes remain possible when we include conformity, but we also see new possibilities. First, outcomes are possible that look like consensus in that all scientists take the same action, but where some secretly believe the other action to be the better one. This can mean that scientists all take the better action, but some erroneously prefer the worse one; or that all scientists take the worse action, but some believe the better one to be, indeed, better. This latter example is reminiscent of Maitland, Lady Mary's physician: while he knew the practice of variolation worked, he was hesitant to perform it under the eyes of fellow English physicians. We will call these outcomes *Correct with Disagreement* or *Incorrect with Disagreement*. Notice that behaviorally, these two outcomes are identical to the first two, but diverge in terms of actors' beliefs. This is not possible in the model without conformity, since agents always perform the action that they believe has the best payoff.

Figure 2 shows examples of these outcomes. These are complete networks with six individuals wherein a) all individuals take action B, as represented by the black nodes; and b) all individuals take action A as represented by the white nodes. However, in each network some individuals privately hold beliefs that do not match their actions, as represented by the letters next to each node. Given their conformist tendencies, they will never test the other action.

It is even possible for some subgroups within a community to all take the worse action despite *every* member of that subgroup secretly knowing that B is the better action. Imagine a subgroup who are tightly connected, and perform action A, where each member is also loosely connected to a larger population performing B. Every individual will become increasingly certain of the real, underlying success rates of the two arms. In other words, the means of their beta distributions will approach .5 and  $p_B$ , and the standard deviations will become smaller and smaller as they continue to observe evidence. Thus all members of the subgroup will develop correct beliefs, but since they conform with one another, they will

---

<sup>15</sup>Sometimes unstable outcomes with a similar character can emerge if, say, an individual has accurate beliefs about B, and highly inflated beliefs about A. As she tests A, her expected payoff in it will decrease until she now correctly realizes B is better, at which point she switches to B. With enough time, however, these models reach outcomes of this sort that *are* stable.

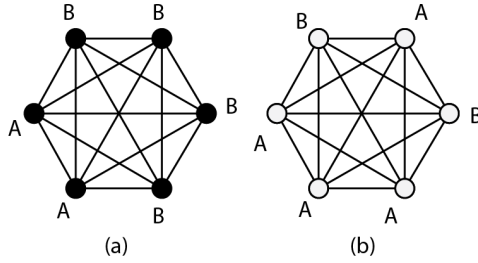


Figure 2: With conformity stable outcomes are possible where some individuals do not believe they are taking the better action. Letters near nodes represent the beliefs the agents prefer. The color of the node represents their action, black for B and white for A.

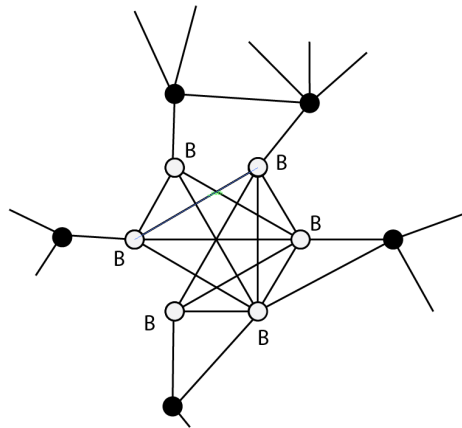


Figure 3: With conformity stable outcomes are possible where an entire subgroup holds correct beliefs, but takes the worse action.

not deviate from the group action. Figure 3 shows an example of what such an outcome might look like.

There is one last stable outcome that emerges as a result of conformist tendencies. We will call this outcome *polarization*, because it involves subgroups within the network where members of one group take action A, and members of the other group take action B.<sup>16</sup>

Polarization can only emerge for some network structures. Consider the cycle. Imagine a

---

<sup>16</sup>The term ‘polarization’ has been used in different ways across the social sciences. ‘Belief’ or ‘attitude polarization’ sometimes refers to the phenomenon of individuals with opposing credences updating in different directions based on the same evidence. (See for more Dixit and Weibull (2007); Jern et al. (2014); Benoît and Dubra (2014).) ‘Group polarization’ in psychology refers to the phenomenon where the credences of individuals in a group become more extreme than their initial values after group deliberation. We are referencing the more general phenomenon where two subgroups hold stably different beliefs, or even diverge in belief, over the course of deliberation. O’Connor and Weatherall (2017) show how this could happen in models like those presented here, i.e., capturing aspects of a scientific community, but where actors do not conform. Rather, they distrust evidence from those who hold different beliefs from their own. Bramson et al. (2017) overview the literature modeling polarization.

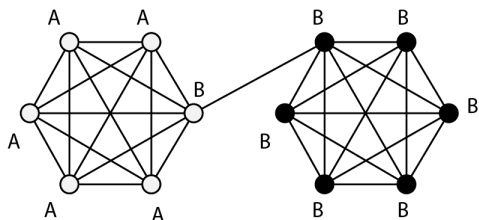


Figure 4: With conformity stable polarization outcomes are possible where connected subgroups hold different beliefs.

temporarily polarized outcome where half the individuals in a cycle choose A and the other half B. Those on the borders of these groups are under equal pressure to conform either way because they have one neighbor taking each action.<sup>17</sup> Furthermore such an individual gets information about both actions, meaning that over time they develop accurate beliefs. As this happens they will come to eventually take action B. This process guarantees that polarized groups are unstable. In the complete network all agents are under identical conformity pressures, and in a case of transient polarization they get information about both theories, again making polarization unstable. In the wheel network, things are a bit more complicated, but polarization is never stable there either.<sup>18</sup>

In some other networks, we do find stable polarization. As an extreme case, consider the clumpy network. Here, each subgroup is so tightly connected, and the links between them so minimal, that conformity can stabilize separate actions, even though at least one actor in the ‘A’ group will generally come to have correct beliefs via her link to the ‘B’ group. Figure 4 shows an example of what this might look like, again with node colors representing action B (black) or A (white) and letters representing beliefs. Notice that the one agent who connects to the B group has correct beliefs, but because she does not switch actions due to conformity she never ends up spreading these correct beliefs through the group. Random networks can also have the right sorts of cliquish subgroups to get stable polarization. In these cases, the spread of a good idea or practice again can be stymied by social influences.<sup>19</sup>

<sup>17</sup>Mohseni and Williams (2017) shows that the statements of such individuals provide more information to the group in their models since the rest of the group knows that conformity does not influence their statement.

<sup>18</sup>Imagine, for example, a situation with mostly A actors and two adjacent B actors. If these B actors can resist conformity, the correct belief should creep along the edges (as in cycle network) flipping the actions of each individual in turn. The central individual will develop correct beliefs since they see all evidence, and at some point they will also flip actions so that the group reaches consensus in action. If the two Bs instead have strong conformist bias, they should both flip to A actions despite their correct beliefs, again yielding consensus in action

<sup>19</sup>This is similar to how network structure can stop the spread of a more successful scientific practice in Schneider (2017). He discusses in more detail the sorts of ‘bridges’ between tightly connected groups that stop the spread of a beneficial practice.

### 3.2. Simulation Results

To further investigate the effects of conformity on the beliefs and behaviors of our epistemic agents, we run simulations of the model, varying a number of parameters. We focus on communities of size  $N = 10$ . We test different levels of conformity,  $K$ .<sup>20</sup> We also vary the probability of payoff for the better arm B,  $p_B$ , representing a range of scenarios from those where distinguishing the better action is difficult, to those where the two actions have such different success rates that they are easy to tell apart. ( $p_A$ , remember is always .5.)<sup>21</sup> In addition, we varied the number of trials scientists ran each time they consulted the world,  $n$ .<sup>22</sup> For each combination of parameter values, we ran 1024 simulations for 1000 rounds of testing and updating. This generated outcomes where the community had typically reached a stable set of beliefs and actions, so that it could be categorized into one of the five outcomes outlined above.<sup>23</sup>

We begin by considering how the conformity parameter,  $K$ , influences outcomes in epistemic networks. Figure 5 shows outcomes for simulations averaged over random connected networks with ten nodes. To construct the networks considered in this figure, we used the Gilbert (1959)  $G(N, q)$  random graph algorithm.<sup>24</sup> In this algorithm, one begins with  $N$  nodes and constructs a graph by considering each possible (undirected) edge linking any two nodes, and including it in the graph with probability  $q$ . It is known that for  $q = .5$ , this algorithm generates all possible graphs on  $N$  nodes with equal probability. Of these, we limit attention to connected networks (i.e., ones where all individuals are connected by some path).<sup>25</sup>

There are several trends to pick out here. First, as conformity increased, both disagreement outcomes—where there is behavioral regularity but some individuals hold non-consensus beliefs—increased. This makes sense. The more actors care about conformity, the more likely it is that they ignore their private beliefs to do the same thing as their peers. In contrast, as  $K$  increased, both the full consensus outcomes became less likely. With  $K = .0005$ , essentially all (98%) outcomes went to consensus in belief and behavior.

---

<sup>20</sup>We focused on values of  $K = .0005, .001, .0025, .005, .01, .05, .1$ .

<sup>21</sup>We focused on simulations where  $p_B = .51, .55, .6, .7$ .

<sup>22</sup>We considered values of 1, 5, 10, 20, 50, 100. This parameter influences how likely it is that a particular set of data will support the better action, B. When  $n$  is small, there are many spurious results, and when  $n$  is large there are fewer. Previous authors have found that this parameter can strongly influence the ability of agents in this sort of model to reach true beliefs (Rosenstock et al., 2017; Weatherall et al., 2017), though this parameter will not be particularly important to the results we state here.

<sup>23</sup>We confirmed this stability by running 1024 simulations with 10,000 rounds for a smaller number of parameter values. One exception was for sparse network structures, like the cycle, where for low  $p_B$  convergence takes a long time. We avoid sharing results where simulations may not have reached stable outcomes.

<sup>24</sup>This algorithm is closely related to the Erdős-Rényi random graph model (Erdős and Rényi, 1959),  $G(N, M)$ , by which one samples from the collection of all graphs with  $N$  nodes and  $M$  edges, with uniform probability. It is usually called  $G(n, p)$ , but we did not wish to confuse readers by using the same variables for different parameters.

<sup>25</sup>Since the probability distribution over all networks generated by this algorithm is uniform, restricting to only connected networks still samples from all (connected) network with equal probability.

Effect of Conformity on Consensus

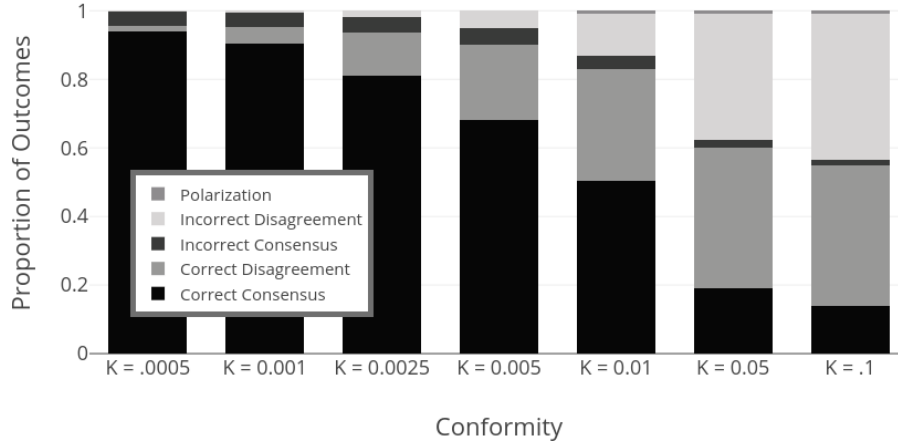


Figure 5: Conformity increases outcomes where some actors do not behave according to their beliefs, decreases outcomes where actors take the better action, and increases polarized outcomes.  $N = 10$ ,  $p_B = .55$ ,  $n = 5$ ,  $q = .5$ . The general trend is stable over all tested parameters.

With  $K = .1$ , full consensus emerged only about 15% of the time, though groups usually behaved as if they had reached consensus. Second, conformity makes polarization possible, though polarized outcomes are rare here because only in a small number of networks can polarization arise. As we discuss below, in some particular networks, polarization is likely.

Third, the greater the conformity parameter, the less likely, in general, that the community chooses the correct action. When  $K = .0005$ , either Correct Consensus or Correct Disagreement is reached 96% of the time, and the incorrect outcomes occur 4% of the time on average. When  $K = .1$ , the correct outcomes occur only 55% of the time, and incorrect ones 44%. The remaining 1% of the time the groups are polarized, meaning that some portion of the individuals take the worse action. While this is for particular parameter values, the trend was visible across the entire data set—more conformity means less successful behavior.

Why is this the case? Imagine a group that cares only about conformity, and not about truth at all. (We never consider this possibility;  $K = .1$  is the closest we get.) This would invoke a pure coordination game among the actors on the network. Given random starting beliefs, and thus random starting actions, we should expect connected groups to be equally likely to head towards better or worse choices. There is nothing to break symmetry between these choices. All actors care about is matching their neighbors, and neither action gives a better payoff beyond this desideratum. On the other hand, with no conformism, groups of inquirers tend to learn to take the better action (because it is better, and so yields higher payoffs on average). Increasing conformity siphons away some outcomes where groups would eventually all reach truth, and moves towards the situation where either choice is equally

Conformity Matters Less When the World Pushes Back

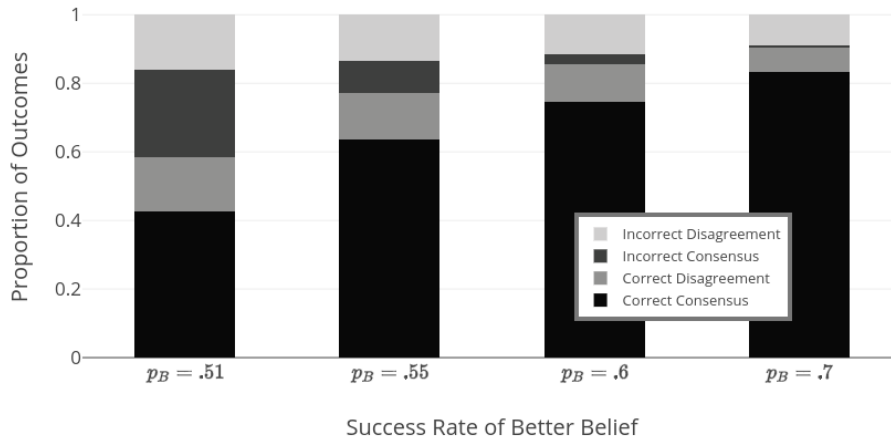


Figure 6: When actions matter to payoffs, conformity matters less. Results are over all size 10, complete networks.

likely.<sup>26</sup>

In cases where the expected payoff of the better action,  $p_B$ , is higher, conformity has a less detrimental effect. Figure 6 shows this. These data are the average outcomes across all size 10, complete networks, but the trend is general across the data set. When  $p_B$  increases, making the payoff difference between the choices bigger, the community tends to end up making better choices (and holding more accurate beliefs), despite conformity. This is in part because when  $p_B$  is higher, the data shared between scientists is less likely to spuriously support the worse theory, so there is more data supporting accurate beliefs. But it is also because when payoff differences between the theories are more significant, even actors who care about conformity are more likely to buck consensus and chose the better theory.<sup>27</sup>

If we compare the Semmelweis and Montague case studies, we can see why the latter might be more conducive to the spreading of true beliefs along these lines. While Semmelweis’s hand washing practice had very serious implications to real-world payoffs, these implications were removed, to some degree, from the doctors themselves. They might see patients die, but they were at no risk of death themselves if they failed to wash their hands. When Princess Caroline variolated her daughters, there was a smallpox outbreak spreading through London. The possibility of an imminent, grisly death for an individual or their loved ones was likely a contributing factor in overcoming the hesitation some might feel towards a

<sup>26</sup>Observe that by this analysis, one would expect the probability of arriving at an outcome where all agents perform action B is bounded from below by .5 across networks structures. This is consistent with our results for all networks we consider in which polarization is not possible. The possibility of polarization, however, leads to worse outcomes still, because in such cases different subgroups can evolve to different outcomes essentially independently.

<sup>27</sup>If we look at only the disagreement outcomes—where some actors conform despite their beliefs—we see these becoming less prevalent when the better theory is obviously better.

new treatment. If we consider other, contemporary cases where individuals conform to sets of false beliefs, often (if not always) it is the case that these false beliefs have relatively little influence on these people’s lives, at least in the immediate future. In the case of climate change, for instance, the impact of burning fossil fuels is removed in time, meaning that holding false beliefs is safe (for now). When it comes to vaccines, herd immunity protects anti-vaxxers from the consequences of their choices. In the case of evolutionary theory, there are essentially no day-to-day disadvantages that accrue to those who do not believe in it. In related empirical work, Baron et al. (1996) shows how in simple conformity experiments, like those from Asch and Guetzkow (1951), actors were less likely to conform when told the task was important and offered money for correct answers.<sup>28</sup>

We noted above that if we sample uniformly from random connected graphs, polarization appears but it is uncommon. This is because polarization only appears in networks with cliques, like those in the “clumpy” network. In clumpy networks, polarization appears consistently when  $K$  is sufficiently large at rates between approximately 25% and 50% of the time. This result conforms with the oft-discussed idea that real-world polarization is related to the existence of echo chambers and so-called “filter bubbles” (Flaxman et al., 2016) on the internet, whereby people are exposed only to others who share their point of view and thereby become entrenched in their opinion. Polarization in clumpy networks tends to be more likely in cases where the two arms are more difficult to distinguish (i.e., for lower values of  $p_B$ ) and where the quality of the evidence gathered in each round is relatively poor (i.e., the number  $n$  of draws per round is low).

In random networks, polarization is more prevalent when networks are sparsely connected, without too much symmetry (as with the cycle and wheel). In particular, as one increases the linking probability  $q$  in  $G(N, q)$  random networks, holding other parameters fixed and again considering only connected networks, one finds that polarization is less and less common.<sup>29</sup> This trend is shown in Figure 7. Sparse networks are more likely to contain small groups of individuals with relatively few links to the larger group, where polarized actions may be stabilized.

More generally, the likelihood of the various possible outcomes tends to vary across network structures. These effects are complicated because network structure influences the likelihood that an epistemic network arrives at true and false conclusions even without conformity (Zollman, 2007, 2010a; Holman and Bruner, 2015; Kummerfeld and Zollman, 2015; Rosenstock et al., 2017), and that same structure simultaneously affects the influence of conformism.<sup>30</sup> To tease these effects apart, consider various networks under a very low conformity value and a very high one. Figure 8 shows outcomes for the different networks when  $K = .0005$ , for fixed parameter values  $p_B = .55$ ,  $n = 5$ ,  $N = 10$ , and  $q = .5$  for the

---

<sup>28</sup>For hard tasks, this effect reversed, presumably because uncertain people were depending on their peers to help them reach the right answer. O’Connor and Weatherall (2019) discuss the differences between the sorts of cases where the world pushes back strongly on false beliefs, and where it does not, in more detail.

<sup>29</sup>Observe that the restriction to connected networks means throwing out more networks for smaller  $q$  than for larger  $q$ , leading to a smaller number of networks under consideration.

<sup>30</sup>See Mohseni and Williams (2017); Schneider (2017) for more on structure influencing conformist behaviors under different modeling choices.

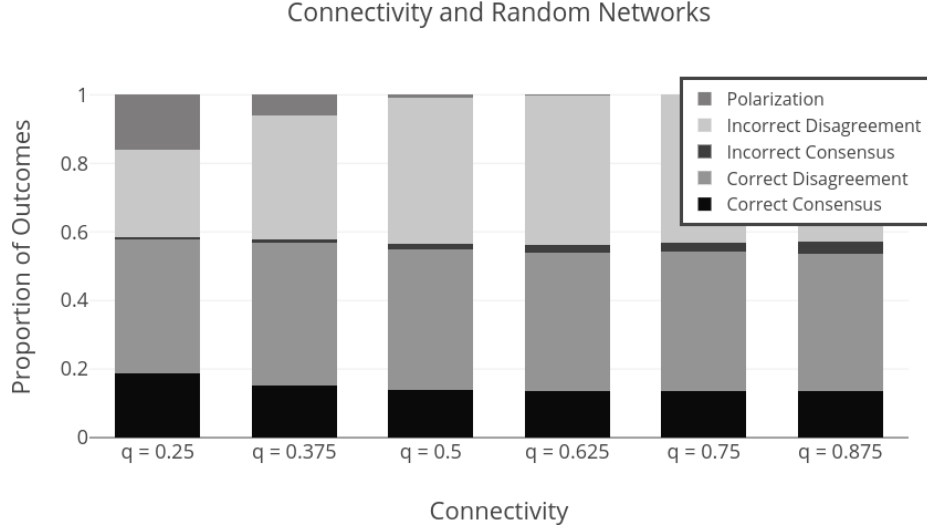


Figure 7: Polarization is more likely in loosely connected random networks, population size 10,  $p_B = .55$ ,  $n = 5$ ,  $K = .1$ .

random networks. As we can see, there are some differences between the networks, but they are relatively minor. In particular, the complete network is less likely to reach correct actions than the other three. This is due to the Zollman effect, where strings of misleading results are sometimes shared to every member of a complete network, leading the entire group to preemptively choose the worse belief (Zollman, 2007, 2010a; Rosenstock et al., 2017).

Compare these results with those in figure 9, which shows values when  $K = .1$  (conformity is high), for the same parameter values. Now, the networks yield very different outcomes. As already discussed, there is a large amount of polarization in the clumpy networks. Another notable difference is that correct actions are now much more common in the cycle network than the other networks. This is because, as described above, at borders where beliefs are spreading, individuals tend to choose beliefs based on the evidence they collect since they are under equal pressure to conform from two neighbors. In the complete and clumpy networks, on the other hand, there is strong pressure to conform for every agent.

One might expect the wheel network would be more truth conducive, given its similarity to the cycle. But for these parameter values the wheel converges to the better act (i.e., True Consensus or Correct Disagreement) only 57% of the time compared to 87% of the time for the cycle. Why might this be? In the wheel network, the central agent is both the most influential and also under the most social influences, meaning conformity has a strong effect. This echoes findings from Mohseni and Williams (2017) that star networks—which are like a wheel, but without the peripheral connections—inhibit successful beliefs. (Their result, however, depends on the fact that individuals in their model know the network structure and can ascertain when their neighbors are under pressure to conform.)<sup>31</sup>

<sup>31</sup>There is also, perhaps, some connection to the role of a ‘royal family’, in Bala and Goyal (1998), whose



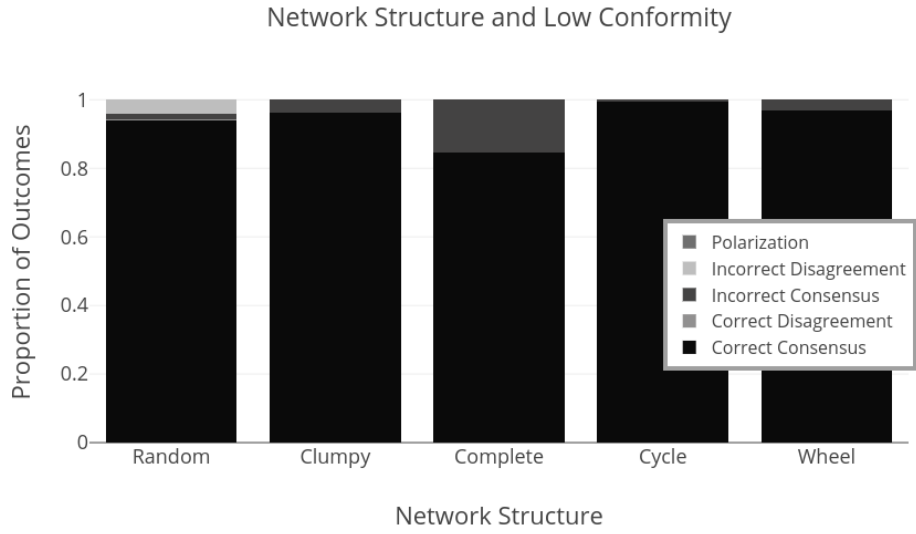


Figure 8: Average outcomes for different network structures when conformity is low,  $K = .0005$ .

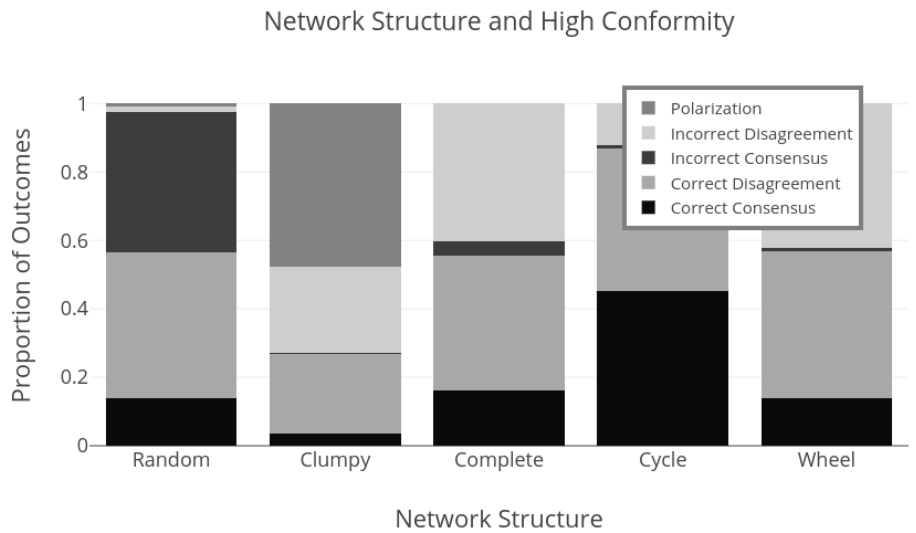


Figure 9: Average outcomes for different network structures when conformity is high,  $K = .1$ .

This may sound surprising given the case study we have considered in which Princess Caroline, a highly-connected, highly-influential individual, was instrumental in spreading a new, valuable practice. Princess Caroline was in some ways similar to an agent at the center of a wheel. But there is an asymmetry here: Princess Caroline was highly influential, but because of her unique social position, she was under little pressure to conform with others. Our models do not account for the possibility that some individuals might be influential without being highly influenced. So our models do not capture a relevant aspect of that case that should make a difference. Note that this case also raises an interesting question that we will defer to future work: under what circumstances does *intervening* on a particular agent’s action (or belief) tend to have the greatest significance?

#### 4. Discussion

As we have seen, in the presence of conformism, new, stable outcomes are possible in epistemic networks. The actions and beliefs of agents can come apart, meaning agents with true beliefs may not act in accordance with those beliefs, thus depriving themselves and their neighbors of valuable evidence. It may even be the case that a significant portion of a scientific community (or all of a subgroup) have accurate beliefs about the world, but nonetheless take suboptimal actions. Of course, the converse is also true: in some cases, agents with *false* beliefs will nonetheless perform the better action. But this symmetry must be understood in the context of a background *asymmetry* in favor of truth. In the absence of conformity, across different network structures, Correct Consensus is the most likely outcome. Conformism on the whole makes correct action significantly less likely.

The results discussed here, taken in conjunction with the historical examples presented above, strongly suggest that conformism will have adverse effects on epistemic outcomes across a range of circumstances. How can this be squared with Zollman (2010b)’s arguments that, in some cases, conformism actually improves outcomes? In fact, even in our models we can see the sort of benefit identified by Zollman in special circumstances. Consider, for instance, three agents arranged on a line. Suppose that initially, agent 1 believes action B is better, but agents 2 and 3 believe action A is better. As agent 1 shares results, agent 2 comes to take action B. Without conformity, agent 3 will generally not begin to perform action B until agent 2 has generated enough results to convince them. But with conformity, the fact that agent 2 has changed their behavior may lead agent 3 to adopt the better action before they have strong credences in it. In some cases we see networks that converge more quickly as a result of this sort of process, with relatively little impact on correct belief.<sup>32</sup>

---

results are observed by every individual in a large network. They prove that without the royal family, in their model, everyone will eventually settle on the better actions. With a royal family, strings of misleading results can drive the entire network to incorrect beliefs. In this case, it is an out-sized epistemic influence from a small group that worsens beliefs, whereas in our model it is the out-sized effect one individual has on conformity.

<sup>32</sup>In particular, we find that in the cycle network, for fixed values of  $p_B$ ,  $n$ , and  $N$ , increasing the value of  $K$  can decrease the number of rounds needed to reach a state in which the whole network performs the better action by 25% or more, while having a minimal impact on the fraction of runs in which true action

But, as we have made clear, conformity generally impairs a community’s ability to develop successful beliefs. Notice that Zollman considers only situations in which agents do not gather or share evidence over time. Rather, they act based on (sparse) evidence from initial draws. Conformity in this model is thus the only way to pool independent data points. In our model, on the other hand, the agents are in a better epistemic situation to begin with: they have direct access to one another’s evidence, and they can continue gathering evidence over time. The fact that they can share evidence in this way tends to wash out any benefit of conformism. The suggestion is that the benefits to conformism that Zollman identifies are real, but arise only in special cases where conformity is necessary to share information.

An important takeaway from the models discussed here is that, in the presence of conformism, network structure becomes important to the success of a scientific community. Cliquish structures can lead to stable polarization. Network structure also determines whether individuals face too much social pressure to risk bucking consensus, or whether they feel free to adopt whatever actions their beliefs support. Previous authors in network epistemology have argued that the structure of scientific communication influences success by influencing patterns of evidence sharing; the suggestion here is that the structure of social pressures in scientific communities does as well.

Along these lines, one aspect of the model we consider that might not be initially obvious is that the network structure is, in fact, tracking two things. First, it determines who communicates with who. Second, it determines who has social influence on whom. In other words, people are sharing evidence, and thus often, but not always, sharing beliefs with those who they also try to imitate. We believe that this is a realistic aspect of many human interactions, and so studying what happens in such a case is important. This said, we could certainly imagine a situation in which these two aspects of interaction came apart. Suppose scientists were equally influenced by the evidence of all community members, but only cared about conforming with some small in-group, for example. A natural extension to this work might involve testing such cases.

One further thing to note is that when it comes to historical cases in which actors stubbornly maintained false beliefs, there are multiple causal pathways that might explain the observed behavior. As we have pointed out, tendencies to conform can (and likely do) explain many such cases. In addition, however, it might be the case that individuals had extremely high priors against a certain belief. Part of what happened in the Semmelweis case was that his hand washing practice did not accord with current theories of disease. It might have been the case that all other doctors had such high priors that hand washing could not possibly have the effects Semmelweis claimed, that even after conditioning on his evidence they did not believe his practice was justified.

Alternatively O’Connor and Weatherall (2017) suppose that agents in network epistemology models treat evidence as less certain when it comes from someone with very different beliefs. As they show, this also can lead to polarization, regardless of network structure, since actors discount the evidence of those on the other side. In the Semmelweis case, his peers might have had reason to think him a quack because of his odd practices, and so to

---

is achieved.

discount the data he shared, completely separate from any desires to conform with other doctors. In other words, there are many pathways that might lead to persistent disagreement between scientists, and which might protect false beliefs. (Furthermore, these pathways suggest nearly completely different interventions. See O'Connor and Weatherall (2019) for a discussion of this point.)

We conclude by observing that the model discussed here, though in some ways a simple extension of a well-studied network epistemology model, leads to a wide range of phenomena, with complex dependencies on both parameters and network structure. On the one hand, this means that the model can provide new insights and suggest relationships that might not have otherwise been apparent. But it also means that the results described must be treated with caution. Indeed, as our analysis shows, many of the results we have described are *not* robust across changes of parameters or network structure—to the contrary, the insights to be gained come from seeing how these phenomena change as we vary parameters. So what, then, can we really glean from the model?

First, it clearly supports the claim we have already emphasized, that conformism generally has a negative effect on epistemic outcomes. We see these negative effects as  $K$  increases across virtually all parameter values and network structures, and we see similarly negative effects in related models from Mohseni and Williams (2017) and Schneider (2017). In other words, this particular result *is* robust. Second, with respect to other relationships we identify here, the models indicate that these might, in fact, hold in the world. They can thus play an important role in directing further empirical investigations into the effects of conformity on scientific consensus.

## References

- Asch, S. E., Guetzkow, H., 1951. Effects of group pressure upon the modification and distortion of judgments. *Groups, leadership, and men*, 222–236.
- Bala, V., Goyal, S., 1998. Learning from neighbors. *Review of Economic Studies* 65 (3), 595–621.
- Baron, R. S., Vandello, J. A., Brunsman, B., 1996. The forgotten variable in conformity research: Impact of task importance on social influence. *Journal of Personality and Social Psychology* 71 (5), 915.
- Benoît, J.-P., Dubra, J., 2014. A theory of rational attitude polarization.
- Bikhchandani, S., Hirshleifer, D., Welch, I., 1998. Learning from the behavior of others: Conformity, fads, and informational cascades. *The Journal of Economic Perspectives* 12 (3), 151–170.
- Bond, R., Smith, P. B., 1996. Culture and conformity: A meta-analysis of studies using asch's (1952b, 1956) line judgment task. *Psychological bulletin* 119 (1), 111.
- Borg, A., Frey, D., Šešelja, D., Straßer, C., 2017. Examining network effects in an argumentative agent-based model of scientific inquiry. In: *International Workshop on Logic, Rationality and Interaction*. Springer, pp. 391–406.
- Bramson, A., Grim, P., Singer, D. J., Berger, W. J., Sack, G., Fisher, S., Flocken, C., Holman, B., 2017. Understanding polarization: Meanings, measures, and model evaluation. *Philosophy of Science* 84 (1), 115–159.
- Brunson, E. K., 2013. The impact of social networks on parents' vaccination decisions. *Pediatrics*, peds–2012.
- Carter, K. C., 2017. *Childbed fever: a scientific biography of Ignaz Semmelweis*. Routledge.
- Colombo, L., Femminis, G., Pavan, A., 2014. Information acquisition and welfare. *The Review of Economic Studies* 81 (4), 1438–1483.
- Condorcet, M. d., 1785. *Essai sur l'application de l'analyse à la probabilité des décisions rendues à la pluralité des voix*.

- Dixit, A. K., Weibull, J. W., 2007. Political polarization. *Proceedings of the National Academy of Sciences* 104 (18), 7351–7356.
- Egebark, J., Ekström, M., 2011. Like what you like or like what others like? conformity and peer effects on facebook.
- Erdős, P., Rényi, A., 1959. On random graphs i. *Publ. Math. Debrecen* 6, 290–297.
- Festinger, L., Schachter, S., Back, K., 1950. Social pressures in informal groups; a study of human factors in housing.
- Flaxman, S., Goel, S., Rao, J. M., 2016. Filter bubbles, echo chambers, and online news consumption. *Public Opinion Quarterly* 80 (S1), 298–320.
- Frey, D., Šešelja, D., 2017a. Robustness and idealizations in agent-based models of scientific interaction.
- Frey, D., Šešelja, D., 2017b. What is the function of highly idealized agent-based models of scientific inquiry?
- Gilbert, E. N., 1959. Random graphs. *The Annals of Mathematical Statistics* 30 (4), 1141–1144.
- Grundy, I., 1999. *Lady Mary Wortley Montagu*. Clarendon Press.
- Hellwig, C., Veldkamp, L., 2009. Knowing what others know: Coordination motives in information acquisition. *The Review of Economic Studies* 76 (1), 223–251.
- Holman, B., Bruner, J., 2017. Experimentation by industrial selection. *Philosophy of Science* 84 (5), 1008–1019.
- Holman, B., Bruner, J. P., 2015. The problem of intransigently biased agents. *Philosophy of Science* 82 (5), 956–968.
- Jern, A., Chang, K.-M. K., Kemp, C., 2014. Belief polarization is not always irrational. *Psychological review* 121 (2), 206.
- Kummerfeld, E., Zollman, K. J., 2015. Conservatism and the scientific state of nature. *The British Journal for the Philosophy of Science* 67 (4), 1057–1076.
- Mayo-Wilson, C., Zollman, K. J., Danks, D., 2011. The independence thesis: When individual and social epistemology diverge. *Philosophy of Science* 78 (4), 653–677.
- Mohseni, A., Williams, C. R., 2017. The problem of intransigently biased agents (Working Paper).
- Myatt, D. P., Wallace, C., 2011. Endogenous information acquisition in coordination games. *The Review of Economic Studies* 79 (1), 340–374.
- O’Connor, C., Weatherall, J. O., 2017. Scientific polarization, arXiv:1712.04561 [cs.SI].
- O’Connor, C., Weatherall, J. O., 2019. *The Misinformation Age: How False Beliefs Spread*. Yale University Press.
- Rosenstock, S., Bruner, J., O’Connor, C., 2017. In epistemic networks, is less really more? *Philosophy of Science* 84 (2), 234–252.
- Schneider, M. D., 2017. The non-epistemic origins of research strongholds (Working Paper).
- Semmelweis, I. F., 1983. *The etiology, concept, and prophylaxis of childbed fever*. No. 2. Univ of Wisconsin Press.
- Weatherall, J. O., O’Connor, C., Bruner, J., 2017. How to beat science and influence people, arXiv:1801.01239 [cs.SI].
- Young, H. P., 2006a. The diffusion of innovations in social networks. *The economy as an evolving complex system III: Current perspectives and future directions* 267.
- Young, H. P., 2006b. Innovation diffusion in heterogeneous populations.
- Young, H. P., 2011. The dynamics of social innovation. *Proceedings of the National Academy of Sciences* 108 (Supplement 4), 21285–21291.
- Zollman, K. J., 2007. The communication structure of epistemic communities. *Philosophy of science* 74 (5), 574–587.
- Zollman, K. J., 2010a. The epistemic benefit of transient diversity. *Erkenntnis* 72 (1), 17.
- Zollman, K. J. S., 2010b. Social structure and the effects of conformity. *Synthese* 172 (3), 317–340.