

## Non-Markovian Protection from Charge Recombination in Organic Photovoltaics

Akihito Kato<sup>1</sup> and Akihito Ishizaki<sup>1,2</sup>

<sup>1</sup>*Institute for Molecular Science, National Institutes of Natural Sciences,  
Okazaki 444-8585, Japan*

<sup>2</sup>*School of Physical Sciences, The Graduate University for Advanced Studies,  
Okazaki 444-8585, Japan*

(Dated: 9 June 2022)

In organic photovoltaic systems, a photogenerated molecular exciton in the donor domain would dissociate at the donor/acceptor heterojunction into a hole and electron, which subsequently separate into free charge carriers to be extracted as photocurrents. The recombination of the once separated electron and hole is a major loss mechanism in photovoltaic systems that control their performance, and hence efficient photovoltaic systems need to have “ratchet” mechanism built-in, namely ultrafast charge separation and the retarded charge recombination. In this paper, we theoretically investigate possible ratchet mechanism that is made possible via the combination of quantum delocalization and its decoherence in order to get insight into the inner working of experimentally observed ultrafast long-range charge separation and protection against the charge recombination at the donor/acceptor interface by performing numerically accurate quantum dynamics calculations. It is demonstrated that non-Markovian effect originated from slow timescales of the polaron formation strongly suppresses the electron transfer reaction back to the interfacial charge transfer state stabilized at the donor/acceptor interface and plays a critical role for maintaining the long-range electron-hole separation.

## I. INTRODUCTION

Great strides in the development of organic solar cells have posed fundamental physical problems regarding quantum dynamical phenomena related to exciton and charge generation and transport in complex molecular systems. Organic photovoltaic (OPV) systems consist of a blend of donor and acceptor organic materials, and the photogenerated molecular exciton in the donor domain would dissociate at the donor/acceptor heterojunction into a hole and electron, which subsequently separate into free charge carriers to be extracted as photocurrents. In efficient OPV materials in which fullerenes are utilized as the acceptor domain, for example, the electron and hole escape from the heterojunction and long-range charge separation (CS) proceeds efficiently<sup>1,2</sup>.

However, a question naturally arises concerning physical mechanism of the long-range CS process. The electron and hole are subject to their mutual Coulomb attraction, and hence they might be thought to relax to a bound electron-hole pair localized at the interface, giving rise to an interfacial charge transfer (CT) state. Indeed, the dielectric constants of organic materials are typically small, and therefore the electron-hole binding energy ( $0.20 - 0.50 \text{ eV}^{3-5}$ ) could be one order magnitude larger than the thermal energy at room temperatures ( $\sim 0.026 \text{ eV}$ ). Consequently, the Coulomb attraction could stabilize the CT state at the interface<sup>6</sup>. For understanding the crucial factors determining the energy conversion efficiency of organic solar cells, it is the key to elucidate physical mechanisms of how the electron and hole escape from the donor/acceptor interface with surmounting the Coulomb barrier, producing mobile charge carriers.

Recent spectroscopic measurements revealed the long-range CS process took place on the ultrafast timescale within a few hundred femtoseconds<sup>7-11</sup>. Over the past few years, two proposed mechanisms have been the subject of controversy. One proposed mechanism is that the excess energy of the photogenerated exciton could help the charges surmount the Coulomb barrier, i.e. the so-called hot exciton dissociation mechanism<sup>7-9</sup>. The other is that quantum delocalization of the charges could reduce the Coulomb barrier<sup>12,13</sup>. Furthermore, Tamura and Burghardt attributed the ultrafast CS process to a hybrid mechanism, namely the charge delocalization and vibronically hot interfacial CT states<sup>14</sup>.

Although no broad consensus has been achieved concerning physical origins of the ultrafast CS process at present, another significant question concerns the avoidance of the

recombination of the once separated electron and hole or the relaxation to the interfacial CT state<sup>15</sup>. The recombination is a major loss mechanism in photovoltaic materials that control their performance, and hence efficient photovoltaic systems need to have “ratchet” mechanism built-in, namely ultrafast charge separation and the retarded charge recombination. What should be noticed here is that this type of ratchet mechanism was discussed<sup>16–19</sup> in investigating underlying mechanisms of the observed long-lived coherence and its potential roles in photosynthetic light harvesting<sup>20</sup>. The physical picture of the ratchet mechanism is the following: A fast forward transfer involves ballistic evolution through the use of quantum delocalization. The benefit of the quantum delocalization is to facilitate energetically uphill transfer and to avoid local energetic traps. However, such free evolution would allow facile backward transfer away from the destination, and thus the next process is decoherence that localizes the product state<sup>21</sup>. And then, the backward transfer is suppressed because it requires incoherent hopping that needs to overcome free energy barriers. These steps could ensure unidirectional transports or rectifier actions. Recently, a similar mechanism for ultrafast long-range charge separation in OPV systems was also discussed<sup>10,22</sup>. However, the ratchet mechanism in quantum dynamics of exciton and charge transport remains to be a speculation, and the validity has not yet proven theoretically and experimentally.

In this paper, we theoretically investigate the ratchet mechanism that is made possible via the combination of quantum delocalization and its decoherence in order to get insight into the inner working of ultrafast long-range CS and protection against the charge recombination or relaxation to the CT state stabilized at the donor/acceptor interface. The remaining part of this paper is organized as follows. In Sec. II, we introduce the model to describe the charge separation and small polaron formation processes in the OPVs. In Sec. III, we perform the quantum dynamical calculations for the model and discuss the role of the polaron formation. Section IV is devoted to concluding remarks.

## II. MODEL

In OPV systems, mobile charges strongly interact with the organic molecular environment, and thus the environmental reorganization or correspondingly the small polaron formation proceeds with a finite timescale, where the charges are dressed in environmental phonon clouds. Consequently, the mobility of the charges is reduced<sup>23</sup>. Before the polaron

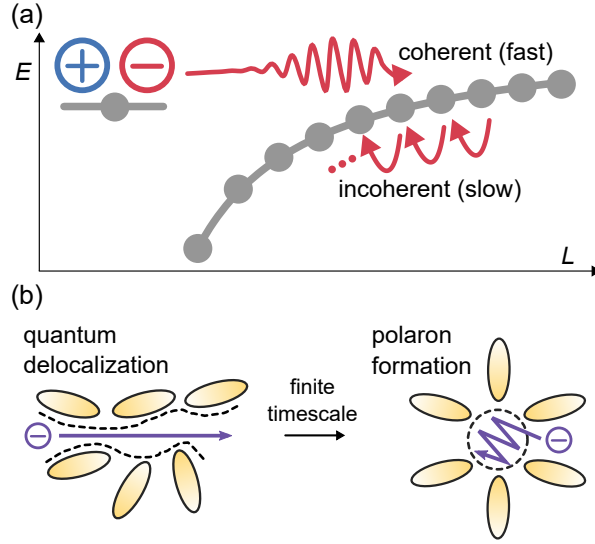


FIG. 1. Schematics of the charge separation dynamics. (a) The electron located at the donor/acceptor interface transfers through the use of the quantum delocalization and achieve the long-range charge separation as a fast process. The backward propagation of the electron is described by the incoherent hopping motion, which is a slow process. Therefore, the recombination is suppressed by the dynamical coherent-incoherent transition. (b) The dynamical transition is caused by the small polaron formation, which is induced by the coupling with the surrounding phonon environment. The timescale of the polaron formation significantly affect the timescale of both the coherent-incoherent transition and the recombination.

formation is completed, however, quantum delocalization of the mobile charges might be sustained even in the presence of the strong interaction with the environment<sup>21</sup>, and thus the charges could move freely. To describe both of the dissipationless forward propagation of the charges through the quantum delocalization and the small polaron formation with a finite timescale suppressing the relaxation back to the interfacial CT state, it is required to employ a non-Markovian quantum dynamic theory on the basis of equations of motion for reduced density operators of open quantum systems.

In order to model the photogenerated exciton, the interfacial CT state, and the subsequent CS dynamics, we fix the hole at the interface and consider a finite one-dimensional lattice<sup>24</sup> as a model of the acceptor domain, where each site corresponds to an acceptor molecule and the lattice constant  $\ell$  presents the distance between the contiguous sites. Site 0 stands for the interface, and the electron on site 0 corresponds to the photogenerated Frenkel

exciton. On the other hand, site  $n$  ( $n = 1, \dots, N$ ) is located at a distance of  $L_n = n\ell$  from the interface, and thus the electron on site  $n$  is bounded with the hole via the Coulomb potential,  $E_n = -e^2/4\pi\epsilon_0\epsilon_r L_n$  with  $e$ ,  $\epsilon_0$ , and  $\epsilon_r$  being the elementary charge, permittivity of vacuum, and dielectric constant, respectively. See Fig. 1. Throughout this paper, the bounded electron-hole pair states are termed the CT states for distinguishing them from free charge carriers.

Let  $|n\rangle$  denote the state that electron is localized on site  $n$ , and then the Hamiltonian of the exciton (XT) and CT states is given as  $\hat{H}^{\text{el}} = \sum_{n=0}^N E_n |n\rangle\langle n| + \sum_{n=1}^N V_{n,n-1} (|n\rangle\langle n-1| + \text{h.c.})$ , where  $V_{10} = V_{\text{XT-CT}}$  represents the exciton-CT coupling and  $V_{21} = \dots = V_{N,N-1} = V_{\text{CT}}$  the CT transfer integrals. Site energy of the exciton  $E_0$  is set to be nearly resonant with the delocalized CT states, which are the eigenstates in the CT manifold. Therefore, the photogenerated exciton at the interface could immediately transfer to a CT state with the long-range electron-hole separation.

The phonon Hamiltonian associated to site  $n$  is given by  $\hat{H}_n^{\text{ph}} = \sum_{\xi} \hbar\omega_{n\xi} \hat{b}_{n\xi}^+ \hat{b}_{n\xi}$ , where  $\hat{b}_{n\xi}^+$  and  $\hat{b}_{n\xi}$  denote the creation and annihilation operators of the  $\xi$ th phonon with frequency  $\omega_{n\xi}$ . We assume that the interaction between site  $n$  and the phonons are given by  $\hat{H}_n^{\text{el-ph}} = |n\rangle\langle n| \sum_{\xi} g_{n\xi} (\hat{b}_{n\xi}^+ + \hat{b}_{n\xi})$ , where  $g_{n\xi}$  stands for the coupling strength of the  $\xi$ th phonon. This form of the interaction Hamiltonian induces the environmental reorganization or the small polaron formation<sup>21,25</sup>. The polaron formation and its timescale are characterized by the environmental relaxation function,  $\Psi_n(t) = (2/\pi) \int_0^{\infty} d\omega [J_n(\omega)/\omega] \cos \omega t$ , where  $J_n(\omega)$  stands for the phonon spectral density,  $J_n(\omega) = \pi \sum_{\xi} g_{n\xi}^2 \delta(\omega - \omega_{n\xi})$ . Specifically, when the spectral density is given by the Drude-Lorentz form,  $J_n(\omega) = 2\lambda_n \tau_n \omega / (\tau_n^2 \omega^2 + 1)$ , the relaxation function is expressed as  $\Psi_n(t) = 2\lambda_n \exp(-t/\tau_n)$  with  $\lambda_n$  and  $\tau_n$  being the environmental reorganization energy and timescale of the polaron formation associated with site  $n$ , respectively. When the value of  $\tau_n$  is large, quantum dynamics of the charges exhibit highly non-Markovian behaviors due to the lack of the timescale separation between dynamics of the charges and surrounding environment. To focus on roles of the reorganization energy  $\lambda_n$  and the timescale  $\tau_n$ , we employ the Drude-Lorentz model as the spectral density. For simplicity,  $\lambda_0 = \dots = \lambda_N \equiv \lambda$  and  $\tau_0 = \dots = \tau_N \equiv \tau$  are assumed throughout the paper.

An adequate description of the CS dynamics is provided with the reduced density operator  $\hat{\rho}(t)$ , i.e. the partial trace of the density operator of the total system over the phonon

degrees of freedom. Time evolution of the reduced density matrix  $\rho_{mn}(t) = \langle m|\hat{\rho}(t)|n\rangle$  for the above Hamiltonians and spectral density can be solved in a numerically accurate fashion<sup>21</sup> through the use of the so-called hierarchical equations of motion approach<sup>26</sup>. For numerical calculations, the Coulomb binding energy is fixed so as to  $e^2/4\pi\epsilon_0\epsilon_r\ell = 0.30$  eV. Other parameters are set to  $N = 10$ ,  $E_0 = 0$ ,  $V_{\text{XT-CT}} = 0.15$  eV,  $V_{\text{CT}} = 0.10$  eV,  $\lambda = 0.02$  eV and  $T = 300$  K, which are typical in OPV systems<sup>14,24,27,28</sup>. We checked the consistency of numerical results with respect to the role of the non-Markovian polaron formation by increasing the number of the CT sites up to  $N = 20$ .

### III. RESULTS

To investigate impacts of the small polaron formation process upon the CS dynamics, we address the mean electron-hole distance. Figure 2 presents time evolution of the mean electron-hole distance,  $\langle L_n \rangle_t = \sum_{n=1}^N n\ell \rho_{nn}(t)$ , for various values of the polaron formation time,  $\tau$ . In the short time region of  $t < 50$  fs, the mean distance increases up to  $\langle L_n \rangle_t/\ell \simeq 4$  independently of the polaron formation times. This indicates that the electron travels through the use of the quantum delocalization straddling multiple sites, leading to the fast and long-range forward electron transfer. The quantum delocalization is to facilitate the energetically uphill transfer.

As time increases, however, the mean electron-hole distance  $\langle L_n \rangle_t$  exhibits the decrease, indicating the backward and energetically downhill electron transfer to the interfacial CT state. This turnover is caused by the inherent coherent-to-incoherent transition. That is, due to the electron-phonon interaction the formation of the small polaron proceeds, and the electron falls off into one of the minima of the free energy and becomes localized<sup>21,29</sup>. In this situation, the electron transfer is described as incoherent hopping; it generally follows the classical rate law, where the rate depends on the environmental parameters and satisfies the detailed balance condition. Consequently, the backward electron transfer exhibits the  $\tau$ -dependence. Furthermore, Fig. 2 demonstrates that the slower polaron formation time is capable of suppressing the backward electron transfer more strongly and thus of preserving the long-range charge-separated state for a longer time. This “non-Markovian protection” against the transfer back to the interfacial CT state is explained by the so-called dynamical solvent effect in condensed phase electron transfer reactions<sup>30-32</sup>. In general, incoherent

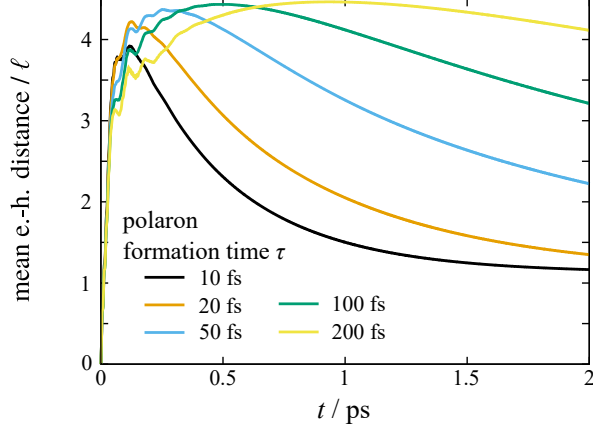


FIG. 2. Time evolution of the mean electron-hole distance  $\langle L_n \rangle_t = \sum_{n=1}^N n \ell \rho_{nn}(t)$  for various values of the small polaron formation time,  $\tau$ .

electron transfer reactions in condensed phases involve the thermal activation for overcoming the reaction barrier or the free energy of activation, and hence slower environmental fluctuations yield the slower thermal activation.

To get further insight into the non-Markovian aspects in the CS dynamics, we address the collective phonon coordinate defined as  $\hat{X}_n \equiv \sum_{\xi} g_{n\xi} (\hat{b}_{n\xi}^+ + \hat{b}_{n\xi})$ , which is also termed the solvation coordinate in the literature of condensed phase electron transfer reactions<sup>33</sup>. Specifically, we consider time-evolution of the statistical average,  $\langle \hat{X}_n(t) \rangle \equiv \text{Tr}[\hat{X}_n \hat{\rho}^{\text{tot}}(t)]$ , where  $\hat{\rho}^{\text{tot}}(t)$  is the density operator of the total system. For the phonon Hamiltonian,  $\langle \hat{X}_n(t) \rangle$  is expressed by the relaxation function  $\Psi_n(t)$  as  $\langle \hat{X}_n(t) \rangle = - \int_0^t ds [\partial_s \Psi_n(s)] \rho_{nn}(t-s)$ <sup>34</sup>. The value of  $\langle \hat{X}_n(t) \rangle$  quantifies the degree of the solvation of the electron on site  $n$ , namely the degree of the small polaron formation. In the absence of the electron  $\rho_{nn}(t) = 0$ , where the site is in the electrically neutral state, each phonon mode is randomly oriented. Such a situation is represented by  $\langle \hat{X}_n(t) \rangle = 0$ . When the electron is located on site  $n$ ,  $\rho_{nn}(t) = 1$ , and all the phonon modes are fully polarized and the small polaron formation is completed ( $t \rightarrow \infty$ ), then we obtain  $\langle \hat{X}_n(t \rightarrow \infty) \rangle = - \int_0^{\infty} ds [\partial_s \Psi_n(s)] = \Psi_n(0) = 2\lambda$ . Furthermore, in the Markov limit, the statistically averaged coordinate is approximately expressed as  $\langle \hat{X}_n(t) \rangle \simeq - \int_0^{\infty} ds [\partial_s \Psi_n(s)] \cdot \rho_{nn}(t) = 2\lambda \rho_{nn}(t)$ , which corresponds to the instantaneous polaron formation. Therefore, the non-Markovian nature in the suppression of the backward electron transfer can be ensured by the time-lagged behavior of  $\langle \hat{X}_n(t) \rangle$  to the population  $\rho_{nn}(t)$ . Figure 3 presents time evolution of the statistically averaged

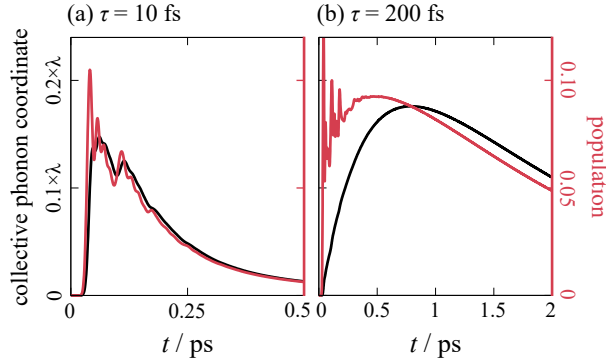


FIG. 3. Time evolution of the statistically averaged collective phonon coordinate associated to the terminal CT site,  $\langle \hat{X}_{N=10}(t) \rangle$ , and the time evolution of the electron population on the terminal CT site. The polaron formation time  $\tau$  is set to be (a) 10 fs and (b) 200 fs.

collective phonon coordinate associated with the terminal CT site,  $\langle \hat{X}_{N=10}(t) \rangle$ . In the case of the fast polaron formation ( $\tau = 10$  fs) in Fig. 3a, the time evolution of  $\langle \hat{X}_N(t) \rangle$  follows the population on the terminal CT site,  $\rho_{NN}(t)$  instantaneously. However, Fig. 3b for the slow polaron formation case ( $\tau = 200$  fs) exhibits time delay of the coordinate to the population. This time-lagged behavior, which is attributed to the non-Markovian nature, indicates the existence of sequential processes enabling the ratchet mechanism, as was speculated in the above. That is, (1) the fast forward transfer to the terminal CT site takes place through the use of quantum delocalization. Sequentially, (2) the decoherence to localize the product state proceeds for deterring the facile backward transfer away from the terminal CT site. And thus, (3) the backward transfer is suppressed because of the incoherent hopping dominated by the slow thermal activation for overcoming the reaction barrier.

#### IV. CONCLUDING REMARKS

In this paper, we theoretically investigated the ratchet mechanism that is made possible via the combination of quantum delocalization and its decoherence in order to understand underlying physical mechanism of the ultrafast long-range charge separation and the protection against the charge recombination. We specifically explored the interplay between the fast forward transfer of the electron through the use of the quantum delocalization and the slow backward transfer induced by the small polaron formation by performing numer-



ically accurate quantum dynamics calculations. The non-Markovian effect originated from slow timescales of the polaron formation strongly suppresses the backward electron transfer and consequently plays a critical role for maintaining the large electron-hole distance. The non-Markovian protection proposed in this paper can also be applicable to more general quantum systems. This is because the recent progress in nano-technology begins to explore the engineering of the electron-phonon coupling<sup>35</sup>, pinning down the system in the excess energy states by protecting from de-excitation may be experimentally realizable. The quantum Zeno effect induced by the repeated measurements can be also utilized to control systems<sup>36,37</sup>. Combinations of the non-Markovian polaron formation with optimized measurement protocols may give us a novel method for controlling and realizing the desired state of quantum systems.

In this study, we neglected the various contributions examined in the previous studies, such as the high-frequency vibrational modes, static disorder, hole delocalization effect, and dimensionality of the system. Whether inclusion of such contributions change our understanding of the CS dynamics will be interesting future issue from the view point of the interplay between the quantum coherent and its decoherence effect for the optimization of the state of quantum systems and transport.

## ACKNOWLEDGMENTS

This work was supported by JSPS KAKENHI Grant Number 17H02946 and JSPS KAKENHI Grant Number 17H06437 in Innovative Areas “Innovations for Light-Energy Conversion (I<sup>4</sup>LEC).”

## REFERENCES

- <sup>1</sup>S. Park, A. Roy, S. Beaupré, S. Cho, N. Coates, J. Moon, D. Moses, M. Leclerc, K. Lee, and A. Heeger, *Nat. Photonics* **3**, 297 (2009).
- <sup>2</sup>O. Ostroverkhova, *Chem. Rev.* **116**, 13279 (2016).
- <sup>3</sup>X.-Y. Zhu, Q. Yang, and M. Muntwiler, *Acc. Chem. Res.* **42**, 1779 (2009).
- <sup>4</sup>T. Drori, C.-X. Sheng, A. Ndobe, S. Singh, J. Holt, and Z. Vardeny, *Phys. Rev. Lett.* **101**,037401 (2008).

- <sup>5</sup>M. Hallermann, E. Da Como, J. Feldmann, M. Izquierdo, S. Filippone, N. Martín, S. Jüchter, and E. Von Hauff, *Appl. Phys. Lett.* **97**, 023301 (2010).
- <sup>6</sup>C. Deibel, T. Strobel, and V. Dyakonov, *Adv. Mater.* **22**, 4097 (2010).
- <sup>7</sup>M. Muntwiler, Q. Yang, W. A. Tisdale, and X.-Y. Zhu, *Phys. Rev. Lett.* **101**, 196403 (2008).
- <sup>8</sup>G. Grancini, M. Maiuri, D. Fazzi, A. Petrozza, H. Egelhaaf, D. Brida, G. Cerullo, and G. Lanzani, *Nat. Mater.* **12**, 29 (2013).
- <sup>9</sup>A. Jailaubekov, A. Willard, J. Tritsch, W. Chan, N. Sai, R. Gearba, L. Kaake, K. Williams, K. Leung, P. Rossky, and X. Zhu, *Nat. Mater.* **12**, 66 (2012).
- <sup>10</sup>S. Gélinas, A. Rao, A. Kumar, S. L. Smith, A. W. Chin, J. Clark, T. S. van der Poll, G. C. Bazan, and R. H. Friend, *Science* **343**, 512 (2014).
- <sup>11</sup>F. Provencher, N. Bérubé, A. Parker, G. Greetham, M. Towrie, C. Hellmann, M. Côté, N. Stingelin, C. Silva, and S. Hayes, *Nat. Commun.* **5**, 4288 (2014).
- <sup>12</sup>A. A. Bakulin, A. Rao, V. G. Pavelyev, P. H. van Loosdrecht, M. S. Pshenichnikov, D. Niedzialek, J. Cornil, D. Beljonne, and R. H. Friend, *Science* **335**, 1340 (2012).
- <sup>13</sup>S. Few, J. M. Frost, J. Kirkpatrick, and J. Nelson, *J. Phys. Chem. C* **118**, 8253 (2014).
- <sup>14</sup>H. Tamura and I. Burghardt, *J. Am. Chem. Soc.* **135**, 16364 (2013).
- <sup>15</sup>G. Lakhwani, A. Rao, and R. H. Friend, *Annu. Rev. Phys. Chem.* **65**, 557 (2014).
- <sup>16</sup>A. Ishizaki and G. R. Fleming, *Proc. Natl. Acad. Sci. U.S.A.* **106**, 17255 (2009).
- <sup>17</sup>A. Ishizaki and G. R. Fleming, *Annu. Rev. Condens. Matter Phys.* **3**, 333 (2012).
- <sup>18</sup>S. Hoyer, A. Ishizaki, and K. Whaley, *Phys. Rev. E* **86**, 041911 (2012).
- <sup>19</sup>G. D. Scholes, G. R. Fleming, L. X. Chen, A. Aspuru-Guzik, A. Buchleitner, D. F. Coker, G. S. Engel, R. Van Grondelle, A. Ishizaki, D. M. Jonas, et al., *Nature* **543**, 647 (2017).
- <sup>20</sup>G. S. Engel, T. R. Calhoun, E. L. Read, T.-K. Ahn, T. Mančal, Y.-C. Cheng, R. E. Blankenship, and G. R. Fleming, *Nature* **446**, 782 (2007).
- <sup>21</sup>A. Ishizaki and G. Fleming, *J. Chem. Phys.* **130**, 234111 (2009).
- <sup>22</sup>J. Brédas, E. Sargent, and G. Scholes, *Nat. Mater.* **16**, 35 (2016).
- <sup>23</sup>S. L. Smith and A. W. Chin, *Phys. Chem. Chem. Phys.* **16**, 20305 (2014).
- <sup>24</sup>M. H. Lee, J. Aragón, and A. Troisi, *J. Phys. Chem. C* **119**, 14989 (2015).
- <sup>25</sup>S. Jang, Y.-C. Cheng, D. R. Reichman, and J. D. Eaves, *J. Chem. Phys.* **129**, 101104 (2008).
- <sup>26</sup>Y. Tanimura, *J. Phys. Soc. Jpn.* **75**, 082001 (2006).

- <sup>27</sup>H. Tamura and M. Tsukada, Phys. Rev. B **85**, 054301 (2012).
- <sup>28</sup>G. D'Avino, L. Muccioli, Y. Olivier, and D. Beljonne, J. Phys. Chem. Lett. **7**, 536 (2016).
- <sup>29</sup>A. Ishizaki, T. R. Calhoun, G. S. Schlau-Cohen, and G. R. Fleming, Phys. Chem. Chem. Phys. **12**, 7319 (2010).
- <sup>30</sup>L. Zusman, Chem. Phys. **49**, 295 (1980).
- <sup>31</sup>D. F. Calef and P. G. Wolynes, J. Phys. Chem. **87**, 3387 (1983).
- <sup>32</sup>J. T. Hynes, J. Phys. Chem. **90**, 3701 (1986).
- <sup>33</sup>M. Sparpaglione and S. Mukamel, J. Chem. Phys. **88**, 3263 (1988).
- <sup>34</sup>A. Kato and Y. Tanimura, J. Chem. Phys. **145**, 224105 (2016).
- <sup>35</sup>A. Benyamini, A. Hamo, S. V. Kusminskiy, F. von Oppen, and S. Ilani, Nat. Phys. **10**, 151 (2014).
- <sup>36</sup>Y. Kondo, Y. Matsuzaki, K. Matsushima, and J. G. Filgueiras, New. J. Phys. **18**, 013033 (2016).
- <sup>37</sup>S. Hacoheh-Gourgy, L. P. García-Pintos, L. S. Martin, J. Dressel, and I. Siddiqi, Phys. Rev. Lett. **120**, 020505 (2018).