

Spin-orbital-angular-momentum coupled Bose-Einstein condensates

H. -R. Chen,¹ K. -Y. Lin,¹ P. -K. Chen,¹ N. -C. Chiu,¹ J. -B. Wang,¹ C. -A. Chen,¹ P. -P. Huang,¹ S. -K. Yip,^{1,2} Yuki Kawaguchi,³ and Y. -J. Lin^{1,*}

¹*Institute of Atomic and Molecular Sciences, Academia Sinica, Taipei, Taiwan 10617*

²*Institute of Physics, Academia Sinica, Taipei, Taiwan 11529*

³*Department of Applied Physics, Nagoya University, Nagoya, 464-8603, Japan*
(Dated: August 31, 2022)

We demonstrate coupling between the atomic spin and orbital-angular-momentum (OAM) of the atom's center-of-mass motion in a Bose-Einstein condensate (BEC). The coupling is induced by Raman-dressing lasers with a Laguerre-Gaussian beam, and creates coreless vortices in a $F = 1$ ^{87}Rb spinor BEC. We observe correlations between spin and OAM in the dressed state and characterize the spin texture; the result is in good agreement with the theory. In the presence of the Raman field our dressed state is stable for 0.1 s or longer, and it decays due to collision-induced relaxations. As we turn off the Raman beams, the vortex cores in the bare spin $|m_F = 1\rangle$ and $|-1\rangle$ split. These spin-OAM coupled systems with the Raman-dressing approach have great potentials in exploring new topological textures and quantum states.

One of the most exciting and productive research directions for ultracold atoms has been engineering interesting Hamiltonians that go beyond simple impositions of external trapping potentials. One motivation for this is to create atomic gas analogs to iconic condensed-matter models [1]. Another motivation is to create systems with fundamentally new regimes of quantum, topological, or other forms of matter with no analogs elsewhere [2]. A landmark of this theme was the creation of synthetic gauge potentials that act upon the neutral atoms as if they were charged particles [3–11]. A key experimental technique for producing such synthetic gauge fields is optical Raman coupling between different internal spin states in which photon momentum is transferred to the atoms as the spin state changes. This technique leads naturally to the kind of “spin-orbit coupling” (SOC) seen in solids where the linear momentum of electrons (atoms in our analog system) is coupled to their spin: $\hbar\vec{k}_e \cdot \vec{s}$. We refer to this as spin-linear-momentum coupling (SLMC) [11–14].

In this Letter we develop theoretically, and demonstrate experimentally, a new kind of general SOC in which the orbital-angular-momentum (OAM) of atoms' center of mass couples to their internal spin state, here referred to as spin-orbital-angular-momentum coupling (SOAMC). Amusingly, SOAMC is closer to the original meaning of “spin-orbit coupling” in atomic physics where the OAM of an electron in an atom couples to the electron spin. The SOAMC we report can be described by the Hamiltonian,

$$\hat{H}_0 = \hat{h}_1 + \hbar\delta\hat{F}_z + \hbar\Omega\hat{F}_x + \hat{H}_{\text{SOAMC}} + \frac{\hbar^2}{2mr^2}\hat{F}_z^2, \quad (1)$$

where $\hat{h}_1 = -(\hbar^2/2m)\nabla^2(r, z) + L_z^2/2mr^2$, $\nabla^2(r, z) = r^{-1}\partial_r(r\partial_r) + \partial_z^2$, $L_z = -i\hbar\partial_\phi$ is the canonical angular momentum, \hat{F}_i are the spin-1 matrices, δ and Ω are the effective magnetic fields along \mathbf{e}_z and \mathbf{e}_x , and $\hat{H}_{\text{SOAMC}} = (\hbar/mr^2)L_z\hat{F}_z$ is the SOAMC term. Here

\hat{H}_0 arises from the laboratory Hamiltonian \hat{H}_{lab} after a local spin rotation (discussed later), where $\hat{H}_{\text{lab}} = -(\hbar^2/2m)\nabla^2 + \vec{\Omega}_{\text{eff}} \cdot \vec{F}$, and $\vec{\Omega}_{\text{eff}}$ is the local light-induced effective magnetic field [10] from the vector light shift.

The SOAMC systems [15] with \hat{H}_0 have azimuthal gauge potentials $A\mathbf{e}_\phi$ owing to the coupling between \hat{F}_z and $L_z = -i\hbar\partial_\phi$. This novel gauge potential and the resulting physics differs from those in SLMC systems. Atoms under the stationary Hamiltonian with $A\mathbf{e}_\phi$ have equilibrium properties similar to the Hamiltonians in rotating frames, where $A\mathbf{e}_\phi$ is an effective rotation. One can study the properties at equilibrium with time-independent potentials, which is unattainable to systems under mechanical rotations with imperfect cylindrical symmetries. This study differs from those where metastable superflows were studied [16, 17]. The engineered SOAMC also allows investigation of topological excitations [2, 19] in spinor BECs. The many-body physics in SOAMC systems is rich and worth exploring in its own right in analogous to SLMC systems. Examples include effective two-body interactions [7], related physics with optical lattices [21, 22], and ground state phases with spin-dependent interactions in the small Raman coupling regime [10, 11]. In this work, we report the \hat{H}_{SOAMC} where only the spin component \hat{F}_z is coupled, analogous to the $k_x\hat{F}_z$ in SLMC. With our technique using Laguerre-Gaussian (LG) Raman beams to induce SOAMC, it is generally possible to create more complex forms by versatile engineering of the Raman beams, e.g., those associated with non-abelian gauge potentials [9, 10].

For dressed atoms under sufficiently large atom-light coupling $\vec{\Omega}_{\text{eff}} \cdot \vec{F}$, the eigenstates of the overall Hamiltonian are well approximated as the local dressed spin states, whose quantization axis is along $\vec{\Omega}_{\text{eff}}$. Thus one can employ a slowly varying position-dependent $\vec{\Omega}_{\text{eff}}$ to load the atoms into the dressed spin state by adiabatic following. This is equivalent to manipulating atoms using

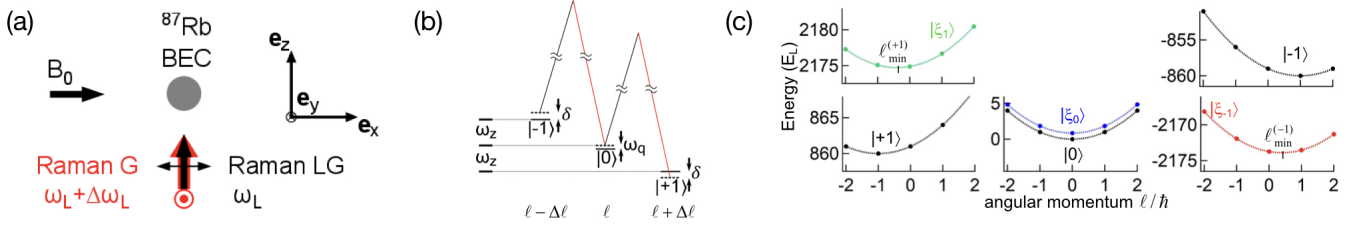


FIG. 1: (a) Experimental setup (b) Level diagram showing the Raman beams transfer OAM= $\Delta\ell = \hbar$ between spin state $|m_F\rangle \leftrightarrow |m_F + 1\rangle$ (c) Energy dispersion $E(\ell)$ at $r = r_0 = 5 \mu\text{m}$ without the quadratic Zeeman energy. The black symbols indicate dispersions of bare $|m_F\rangle$ without Raman coupling (see Eq. (1) and supplementary). Green, blue, and red symbols represent dispersions of the dressed states $|\xi_n\rangle$ with minima at $\ell_{\min}^{(n)}(\Omega(r_0), \delta) = r_0 A_n$, which can be tuned continuously and $n = \pm 1, 0$. Energies are in unit of $E_L = \hbar^2/2mr_0^2 = h \times 2.326 \text{ Hz}$; $(\Omega(r_0), \delta) = 2\pi \times (4.6, 2.0) \text{ kHz}$.

the spin rotation method [6, 23, 25, 26] with the Hamiltonian term $\vec{B} \cdot \vec{F}$ where \vec{B} is the “real” magnetic field. An approach utilizing a light-induced $\vec{\Omega}_{\text{eff}}$ can thus allow versatile design of $\vec{\Omega}_{\text{eff}}$ to study topological excitations in spinor BECs. The rich variety of order parameters in spinor BECs can accommodate various types of topological defects [2, 19]. Realizations of topological objects include those using spin rotation methods [6, 23, 26–29] and Raman pulses of LG beams [30, 31].

We demonstrate light-induced SOAMC in atomic BECs by dressing the atoms with a pair of Raman laser beams, one of which is an LG beam carrying OAM. The beams couple atoms between different spin states while transferring OAM from the light to the atoms’ center-of-mass. We adiabatically load a ^{87}Rb BEC in $|F = 1, m_F = 0\rangle$ into the $\langle \vec{F} \rangle = 0$ (polar phase) Raman-dressed state with light-induced $\vec{\Omega}_{\text{eff}}$, where coreless vortices are created. Each decomposed bare spin state $|m_F\rangle$ of the dressed state has its angular momentum correlated with m_F , indicating the SOAMC. Similar spin textures were reported in Refs. [6, 23] with the spin rotation method. Here we characterize the dressed states and study their temporal evolutions with the Raman dressing field and after turning it off. We observe that the excited dressed state is stable in the Raman field for $\approx 0.1 \text{ s}$ at Raman resonance, and that its lifetime is prolonged for larger detunings. When the Raman field is turned off, we observe the vortices in the bare spin $|m_F = \pm 1\rangle$ components split into half-vortices, after which $|1\rangle$ and $|-1\rangle$ components spatially separate.

Consider the laboratory Hamiltonian \hat{H}_{lab} with $\vec{\Omega}_{\text{eff}} = \Omega(r) \cos \phi \mathbf{e}_x - \Omega(r) \sin \phi \mathbf{e}_y + \delta \mathbf{e}_z$ in our setup. This Hamiltonian is transformed to \hat{H}_0 under a local spin rotation to remove the ϕ -dependence of $\vec{\Omega}_{\text{eff}}$, giving rise to \hat{H}_{SOAMC} and $(\hbar^2/2mr^2)\hat{F}_z^2$. Consider first the atoms with no motional degree of freedom, where the dressed eigenstates [3, 9, 10] are exactly given by diagonalizing $\vec{\Omega}_{\text{eff}} \cdot \vec{F}$ and are the dressed spin states with the quantization axis along $\vec{\Omega}_{\text{eff}}(\vec{r}, t)$. We then include the motional kinetic energy $-(\hbar^2/2m)\nabla^2$, and consider a general atomic state $\langle \vec{r} | \Psi(t) \rangle = \psi(\vec{r}, t) |\xi(\vec{r}, t)\rangle$, where ψ is

the external part and $|\xi\rangle$ is the (normalized) spin part of the wave function. If the “adiabatic condition” is fulfilled, the atoms can be initially prepared in a particular branch of dressed states and remain in the same state as time evolves. The adiabatic condition is validated by sufficiently slowly varying external parameters and small spatial gradient in both ψ and $|\xi\rangle$. More explicitly, with small spatial gradient energies compared to the gap $|\vec{\Omega}_{\text{eff}}| = \Omega_{\text{eff}}$ between dressed states, it is valid to take \hat{H}_{SOAMC} , $(\hbar^2/2mr^2)\hat{F}_z^2$ and terms with ∂_r as perturbations. Thus $\vec{\Omega}_{\text{eff}} \cdot \vec{F}$ is the dominating term in the Hamiltonian.

Given the adiabatic condition for atoms in the n -th dressed state, the atomic state can be expressed as $\langle \vec{r} | \Psi(t) \rangle = \psi_n(\vec{r}, t) |\xi_n(\vec{r}, t)\rangle$, where $|\xi_n(\vec{r}, t)\rangle$ are the local dressed spin states and are normalized spinor eigenstates of $\vec{\Omega}_{\text{eff}} \cdot \vec{F}$ in states $n = 0, \pm 1$; ψ_n are the external wave functions. We then consider the projected Hamiltonian [10] $H_{\text{eff}}^{(n)} = \langle \xi_n | \hat{H}_{\text{lab}} | \xi_n \rangle + V(r)$ which governs the dynamic motion $\psi_n(\vec{r}, t)$ and a gauge potential $\vec{A}_n = A_n(r, t) \mathbf{e}_\phi = (i\hbar/r) \langle \xi_n | \partial_\phi | \xi_n \rangle \mathbf{e}_\phi$ appears,

$$H_{\text{eff}}^{(n)} = \frac{-\hbar^2}{2m} \nabla^2(r, z) + \frac{(L_z - rA_n)^2}{2mr^2} + V(r) + \varepsilon_n + W_n, \quad (2)$$

$V(r)$ is the spin-independent trap, $\varepsilon_n = n\Omega_{\text{eff}}$ is the eigenenergy of $\vec{\Omega}_{\text{eff}} \cdot \vec{F}$ and W_n is the geometric scalar potential $\approx \hbar^2/2mr^2$. At sufficiently large r with the adiabatic condition, terms with ∂_r are negligible. We then consider the effective energy dispersion at fixed r vs. ℓ , which is the eigenvalue of L_z and quantized in units of \hbar . The dispersion adds up $(\ell - rA_n)^2/2mr^2$, ε_n and W_n (Fig.1c). We label the lowest, middle and highest energy dressed states as $|\xi_{-1}\rangle$, $|\xi_0\rangle$ and $|\xi_1\rangle$, respectively. The dressed atoms in $|\xi_n\rangle$ have kinematic angular momentum $\ell - \ell_{\min}^{(n)}$, where $\ell_{\min}^{(n)} = rA_n$.

We start with a ^{87}Rb BEC in $|F = 1, m_F = -1\rangle$ state in a crossed optical dipole trap with $N \approx 4 \times 10^5$ atoms. The condensate is approximately spherical-symmetric with a Thomas-Fermi (TF) radius $R_{\text{TF}} \approx 10 \mu\text{m}$. A bias magnetic field B_0 along \mathbf{e}_x gives a linear Zeeman shift $\omega_Z/2\pi = 0.57 \text{ MHz}$ and a quadratic Zeeman shift

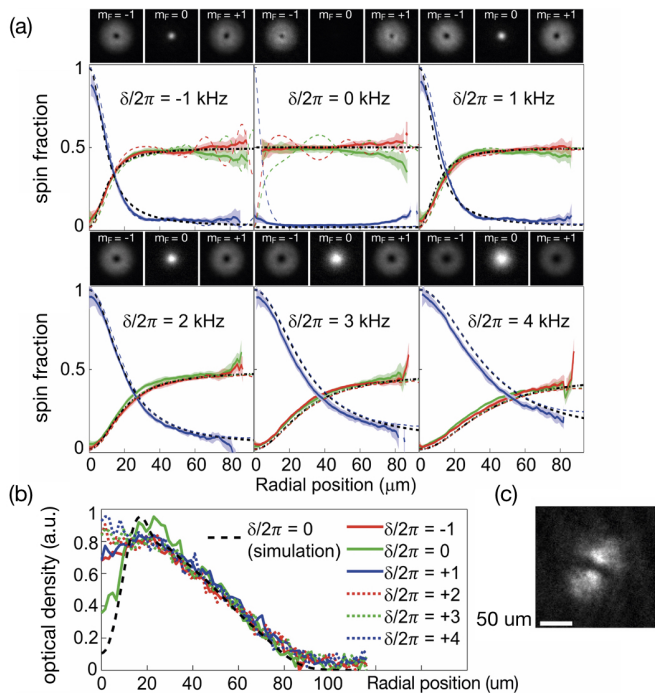


FIG. 2: Demonstration of SOAMC in the vertical images of the dressed state $|\xi_0\rangle$ after 24 ms TOF with $t_h = 1$ ms. (a) Images projected onto bare spin components $|m_F\rangle$ for $-1 \text{ kHz} < \delta/2\pi < 4 \text{ kHz}$ and the radial cross sections of spin textures of $|m_F\rangle$ vs. theory. The image scale is $240 \mu\text{m} \times 240 \mu\text{m}$. The blue, red and green curves are data for $|0\rangle$, $|1\rangle$ and $|-1\rangle$ components, respectively, with the shaded region indicating the uncertainty. The black dashed (dash-dotted) curves indicate predictions from Eq. (3) magnified by 9.1 in the radial position [33] for $|0\rangle$ ($|\pm 1\rangle$). The colored dashed curves indicate the TOF simulations from 3D TDGPE. (b) Radial cross sections of the total optical density of all $|m_F\rangle$ for all δ . Colored solid and dotted (black dashed) curves denote the data (TOF simulation at $\delta = 0$). (c) Interference between $|-1\rangle$ and $|+1\rangle$ components at $\delta = 0$.

$\hbar\omega_q \hat{F}_z^2$ with $\omega_q/2\pi = 50$ Hz. Two $\lambda = 790$ nm Raman laser beams co-propagate along \mathbf{e}_z . One Raman beam is a Gaussian beam (G), and the other is an LG beam with phase winding $m_\ell = 1$. The Raman beams transfer $\text{OAM} = \Delta\ell = \hbar$ when coupling the atoms from $|m_F\rangle$ to $|m_F + 1\rangle$ (Fig.1a 1b). The Raman laser frequencies differ by $\Delta\omega_L$, and the Raman detuning is $\delta = \Delta\omega_L - \omega_Z$. We transfer the BEC to $|m_F = 0\rangle$ and then load the atoms into the $|\xi_0\rangle$ dressed state with $\Omega(r, t)$ and $\delta(t)$. The final value of Raman coupling strength is $\Omega(r) = \Omega_M \sqrt{e}(r/r_M) e^{-r^2/2r_M^2}$ where $\Omega_M/2\pi = 10$ kHz; $r_M = 17 \mu\text{m}$ is the radius at peak intensity. The resulting Ω_{eff} has the polar angle $\beta(r) = \tan^{-1}[\Omega(r)/\delta]$.

We load the atoms into the dressed state with $\Omega(r)$ and detuning $\delta/2\pi$ between 4 kHz and -1 kHz near resonance. The resulting spinor state is loaded into the local dressed state $|\xi_0\rangle$ for $r > r_c$ where the adiabatic condition is fulfilled. Here r_c is the adiabatic radius deter-

mined by the loading speed and the spatial gradient energies with respect to $\Omega_{\text{eff}}(r)$. The quadratic Zeeman shift is smaller than $\Omega_{\text{eff}}(r)$ or spatial gradient energies, thus its effect is negligible. We perform 3D time-dependent-Gross-Pitaevskii equation (TDGPE) simulations including the kinetic energies, quadratic Zeeman energy, mean field interaction parameters $c_0 = 4\pi\hbar^2(a_0 + 2a_2)/3m$ and $c_2 = 4\pi\hbar^2(a_2 - a_0)/3m < 0$, where a_f is the s-wave scattering length in the total spin f channel [1]. This gives an $r_c \approx 1.4 \mu\text{m}$ at Raman resonance $\delta = 0$.

To a good approximation, for $r > r_c$ the condensate can be loaded into the local dressed state [1],

$$|\xi_0\rangle = [-e^{i\phi} \sin \beta(r)/\sqrt{2}, \cos \beta(r), e^{-i\phi} \sin \beta(r)/\sqrt{2}]^T \quad (3)$$

where the local quantization axis is along $\vec{\Omega}_{\text{eff}}$ with $A_0 = 0$ during loading. The wave functions in different bare spin $|m_F\rangle$ components possess spin-dependent angular momentum $\ell + m_F\hbar$, showing the SOAMC; here $\ell = 0$. For atoms in $|\xi_{\pm 1}\rangle$, $A_{\pm 1} = \mp(\hbar/r) \cos \beta(r)$ (see Fig.1c) are the azimuthal gauge potentials.

Following the preparation, we probe the dressed state after a hold time t_h by switching off the Raman beams and dipole trap simultaneously, and then adiabatically rotating the bias field to the direction along the imaging beam. After a 24 ms time-of-flight (TOF), we take images along the z direction of each spin m_F state respectively, by using microwave spectroscopy for m_F -selected imaging. A single m_F state is imaged in an experimental realization. With all spin states expanding together during TOF, in the $|c_2| \approx 0$ limit each $|m_F\rangle$ after TOF approximately experiences a self-similar dilation of the in-situ profile by the same factor [33], verified by the TDGPE simulations; the in-situ and TOF profiles largely agree at $r \gtrsim 2 \mu\text{m}$. The only exception is for $\delta \lesssim 0$, where the $|\pm 1\rangle$ components show oscillations of spin imbalance versus r after TOF (Fig.2a). The images for different Raman detuning δ with a short $t_h = 1$ ms are shown in Fig.2a, indicating $|0\rangle$ carried zero angular momentum and $|\pm 1\rangle$ carried the same magnitude of angular momentum from their same hole sizes. To prove that $|+1\rangle, |-1\rangle$ carried \hbar with opposite signs, we take the interference between the two components at $\delta = 0$ where the nodal-line shows the relative phase winding was 4π (Fig.2c). The spin-dependent angular momentum demonstrates SOAMC. Fig.2a shows radial cross sections of the spin texture $D_{m_F}/(D_1 + D_0 + D_{-1})$ after averaging over the azimuthal angles compared to Eq. (3) and TOF simulations, where D_{m_F} is the optical density of $|m_F\rangle$. At $\delta = 0$ the population in $|0\rangle$ reaches the minimum, and the measured size is much larger than that predicted by TOF simulations (see supplementary). At the TOF position $r_{\text{TOF}} \gtrsim 9 \mu\text{m}$ corresponding to the in-situ $r > 1 \mu\text{m}$, the data does not show the predicted oscillations of spin imbalance, likely due to small dissipations in the experiment. The profile at $\delta/2\pi = 1$ kHz is

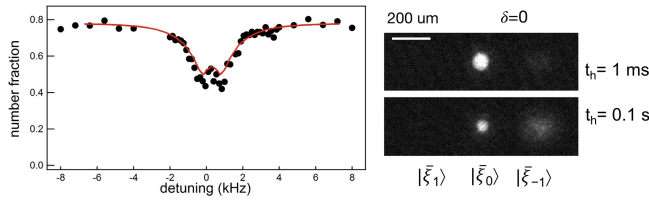


FIG. 3: The left panel is number fraction in the dressed state $|\xi_0\rangle$ after a $t_h = 0.1$ s hold time with Raman fields on versus detuning δ . A correction factor to the calculated rate (red curve) is included, see text. The right panel shows the side images at $\delta = 0$ for $t_h = 1$ ms and 0.1 s.

similar to that at $\delta/2\pi = -1$ kHz for $r > r_c$ as expected. Our experimental results agree with the prediction for $-1 \text{ kHz} < \delta/2\pi < 4 \text{ kHz}$.

We theoretically discuss the stability of the dressed atoms with the Raman field for $t_h > 0$. Without the interaction, the total Hamiltonian after the local spin rotation is $\hat{H}_1 = \hat{H}_0 + V(r)$. By neglecting terms with ∂_r , the eigenstates at fixed r with the good quantum number ℓ are the “modified local dressed states” $|\bar{\xi}_n(\ell, r)\rangle$, which deviate from $|\xi_n\rangle$ due to the second and last two terms in Eq. (1). While at $\ell = 0$, $|\bar{\xi}_n(\ell, r)\rangle$ approximate $|\xi_n\rangle$ for $r > r_c$. With our $\dot{\delta}$, for $r \gtrsim 1.4 \mu\text{m}$ the atoms are adiabatically prepared in $|\xi_0\rangle \approx |\bar{\xi}_0\rangle$ at $\ell = 0$. From simulations with TDGPE we find $|\bar{\xi}_0\rangle$ is coupled to $|\bar{\xi}_{-1}\rangle$ after a hold time with $\ell = 0$ unchanged (see supplementary). Beyond the mean field description, we consider interactions in the second quantization form, $\hat{H}_{\text{int}}^{c_0}$, where the dominating spin-independent c_0 term can make the dressed atoms decay to the lowest energy state $|\bar{\xi}_{-1}\rangle$ in the presence of general SOC [35, 36]. In contrast, the c_0 term cannot couple between bare spin states.

We study the stability of the spinor state initially loaded into $|\xi_0\rangle \approx |\bar{\xi}_0\rangle$ with the Raman field. To investigate time-evolving distributions in dressed states, we perform deloading after a variable hold time t_h ; for $r > r_c$ we map the dressed states $|\bar{\xi}_{-1}\rangle, |\bar{\xi}_0\rangle, |\bar{\xi}_1\rangle$ back to the bare spin states $|-1\rangle, |0\rangle, |+1\rangle$, respectively. We take side images after 14 ms-TOF with Stern-Gerlach gradient versus δ with $t_h = 1$ ms and 0.1 s. We display the fraction f_0 of the atom number in $|\bar{\xi}_0\rangle$ over the total number in $|\bar{\xi}_0\rangle$ and $|\bar{\xi}_{-1}\rangle$ at $t_h = 0.1$ s (Fig.3). With this normalization, the fraction would remain 1.0 with a finite one-body loss rate from spontaneous photon scattering in the Raman beams. Atoms initially in $|\bar{\xi}_0(\ell = 0)\rangle$ are coupled to the energy-matched states in the ground dressed state $|\bar{\xi}_{-1}(\ell = \pm\ell_f)\rangle$ with $\ell_f > 0$, since the spin parts of $|\bar{\xi}_0(\ell = 0)\rangle$ and $|\bar{\xi}_{-1}(\ell_f)\rangle$ are non-orthogonal. The fraction f_0 decays faster with decreasing $|\delta|$; near the resonance $\delta = 0$, the lifetime reaches the minimum of 0.1 s. For $|\delta/2\pi|$ exceeding 8 kHz, $f_0(t_h = 0.1 \text{ s})$ reaches $\approx 80\%$ instead of unity. This disagreement comes from experimental imperfections and can be improved with better




FIG. 4: Time evolution of the initially prepared dressed state at $\delta = 0$ after a sudden turn-off of the Raman fields and holding t_{off} , $2.5 \text{ ms} \leq t_{\text{off}} \leq 350 \text{ ms}$. The images in the top (middle) row are projected to $|m_F = \pm 1\rangle$; the $|m_F = 0\rangle$ components are not discernible. The images are from single experiments and are selected to best illustrate the evolution. The bottom row shows magnetization images $M_z = (D_1 - D_{-1})/(D_1 + D_0 + D_{-1})$.

Raman beam alignment. We compare the data with simulations of decay from $|\bar{\xi}_0\rangle$ due to the collisions $\hat{H}_{\text{int}}^{c_0}$ using dimensional analysis for wave function size of atoms in $|\bar{\xi}_{-1}\rangle$. In the simulation, we include a loss rate of 2.5 s^{-1} accounting for the $f_0 \approx 80\%$ at large detunings, and a correction factor of 4.2 to the collision-induced decay rate. The results agrees with our data in Fig.3.

Finally, we investigate the evolution of the initial dressed state after turning off the Raman fields. TOF vertical images are taken after leaving the sample in the dipole trap with a hold time t_{off} . We observe the $|m_F = \pm 1\rangle$ vortices repel each other, and the domains in magnetization images show spatial separation. At $t_{\text{off}} \geq 50$ ms the images vary in different experimental shots under identical conditions, likely due to variations of vortex centering in the shots and dynamical instabilities. Similar dynamics has also been studied in Ref. [6].

In conclusion, we demonstrate SOAMC from creations of coreless vortices in the $F = 1$ polar phase BEC by loading the atoms into Raman dressed states. We also study their stability with and without the Raman fields. Going beyond our initial demonstration of SOAMC, the transverse components of light-induced $\vec{\Omega}_{\text{eff}}$ can be engineered via intensity and phase patterns of the Raman beams using spatial-light-modulators, and the axial component can be manipulated via vector light shifts from another laser. Designing of $\vec{\Omega}_{\text{eff}}$ opens more possibilities for creating topological structures than the real magnetic field \vec{B} , and enables smaller spatial scales and faster time scales. For example, generating spin textures with phase winding much larger than unity can be easily achieved with $\vec{\Omega}_{\text{eff}}$, as compared to using \vec{B} with complicated coils. Further, generating high-order LG Raman beams may reach larger $E_L \propto \Delta\ell^2$ and potentially access the small Raman coupling regime with multiple minima in the energy dispersion and the predicted miscible annular stripe phases [37–39].

The authors thank M. -S. Chang, C. Chin, I. B. Spielman and B. Xiong for useful discussions, and W. D.

Phillips for critical readings of the manuscript. We also thank H. -J. Wei and C. -Y. Yu for their contributions to build the experiment. Y. -J. L. was supported by MOST, Career Development Awards in Academia Sinica and NCTS ECP1. S. -K. Y. was supported by MOST. Y. K. was supported by JSPS KAKENHI Grant Numbers JP15K17726 and JP16H00989.

* Electronic address: linyj@gate.sinica.edu.tw

- [1] I. Bloch, J. Dalibard, and W. Zwerger, *Reviews of Modern Physics* **80**, 885 (2008).
- [2] V. Galitski and I. B. Spielman, *Nature* **494**, 49 (2013).
- [3] Y.-J. Lin, R. L. Compton, A. R. Perry, W. D. Phillips, J. V. Porto, and I. B. Spielman, *Phys. Rev. Lett.* **102**, 130401 (2009).
- [4] M. Aidelsburger, M. Atala, M. Lohse, J. T. Barreiro, B. Paredes, and I. Bloch, *Phys. Rev. Lett.* **111**, 185301 (2013).
- [5] H. Miyake, G. A. Siviloglou, C. J. Kennedy, W. C. Burton, and W. Ketterle, *Phys. Rev. Lett.* **111**, 185302 (2013).
- [6] J. Struck, C. Ölschläger, M. Weinberg, P. Hauke, J. Simonet, A. Eckardt, M. Lewenstein, K. Sengstock, and P. Windpassinger, *Phys. Rev. Lett.* **108**, 225304 (2012).
- [7] C. V. Parker, L.-C. Ha, and C. Chin, *Nature Physics* **9**, 769 (2013).
- [8] G. Jotzu, M. Messer, R. Desbuquois, M. Lebrat, T. Uehlinger, D. Greif, and T. Esslinger, *Nature* **515**, 237 (2014).
- [9] J. Dalibard, F. Gerbier, G. Juzeliūnas, and P. Öhberg, *Rev. Mod. Phys.* **83**, 1523 (2011).
- [10] N. Goldman, G. Juzeliūnas, P. Öhberg, and I. B. Spielman, *Rep. Prog. Phys.* **77**, 126401 (2014).
- [11] H. Zhai, *Reports on Progress in Physics* **78**, 026001 (2015).
- [12] Y. J. Lin, K. Jimenez-Garcia, and I. B. Spielman, *Nature* **471**, 83 (2011).
- [13] Z. Wu, L. Zhang, W. Sun, X.-T. Xu, B.-Z. Wang, S.-C. Ji, Y. Deng, S. Chen, X.-J. Liu, and J.-W. Pan, *Science* **354**, 83 (2016).
- [14] L. Huang, Z. Meng, P. Wang, P. Peng, S.-L. Zhang, L. Chen, D. Li, Q. Zhou, and J. Zhang, *Nature Physics* **12**, 540 (2016).
- [15] G. Juzeliūnas, P. Öhberg, J. Ruseckas, and A. Klein, *Physical Review A* **71**, 053614 (2005).
- [16] A. Ramanathan, K. C. Wright, S. R. Muniz, M. Zelan, W. T. Hill, C. J. Lobb, K. Helmerson, W. D. Phillips, and G. K. Campbell, *Physical Review Letters* **106**, 130401 (2011).
- [17] K. C. Wright, R. B. Blakestad, C. J. Lobb, W. D. Phillips, and G. K. Campbell, *Physical Review Letters* **110**, 025302 (2013).
- [2] Y. Kawaguchi and M. Ueda, *Physics Reports* **520**, 253 (2012).
- [19] M. Ueda, *Reports on Progress in Physics* **77** (2014).
- [7] R. A. Williams, L. J. LeBlanc, K. Jiménez-García, M. C. Beeler, A. R. Perry, W. D. Phillips, , and I. B. Spielman, *Science* **335**, 314 (2012).
- [21] W. S. Cole, S. Zhang, A. Paramekanti, and N. Trivedi, *Physical Review Letters* **109**, 085302 (2012).
- [22] J. Radić, A. Di Ciolo, K. Sun, and V. Galitski, *Physical Review Letters* **109**, 085303 (2012).
- [23] A. E. Leanhardt, Y. Shin, D. Kielpinski, D. E. Pritchard, and W. Ketterle, *Physical Review Letters* **90**, 140403 (2003).
- [6] J.-Y. Choi, W. J. Kwon, and Y.-I. Shin, *Physical Review Letters* **108**, 035301 (2012).
- [25] M. W. Ray, E. Ruokokoski, S. Kandel, M. Möttönen, and D. S. Hall, *Nature* **505**, 657 (2014).
- [26] T. Ollikainen, K. Tiurev, A. Blinova, W. Lee, D. Hall, and M. Möttönen, *Physical Review X* **7**, 021023 (2017).
- [27] J.-y. Choi, W. J. Kwon, M. Lee, H. Jeong, K. An, and Y.-i. Shin, *New Journal of Physics* **14**, 053013 (2012).
- [28] M. W. Ray, E. Ruokokoski, K. Tiurev, M. Möttönen, and D. S. Hall, *Science* **348** (2015).
- [29] D. S. Hall, M. W. Ray, K. Tiurev, E. Ruokokoski, A. H. Gheorghe, and M. Möttönen, *Nature Physics* **12**, 478 (2016).
- [30] K. C. Wright, L. S. Leslie, A. Hansen, and N. P. Bigelow, *Physical Review Letters* **102**, 030405 (2009).
- [31] L. S. Leslie, A. Hansen, K. C. Wright, B. M. Deutsch, and N. P. Bigelow, *Physical Review Letters* **103**, 250401 (2009).
- [3] I. B. Spielman, in *Annual Review of Cold Atoms and Molecules* (WORLD SCIENTIFIC, 2013), pp. 145–187.
- [33] Y. Castin and R. Dum, *Physical Review Letters* **77**, 5315 (1996).
- [1] T.-L. Ho, *Physical Review Letters* **81**, 742 (1998).
- [35] I. B. Spielman, *Phys. Rev. A* **79**, 063613 (2009).
- [36] L. Zhang, J.-Y. Zhang, S.-C. Ji, Z.-D. Du, H. Zhai, Y. Deng, S. Chen, P. Zhang, and J.-W. Pan, *Phys. Rev. A* **87**, 011601 (2013).
- [37] C. Qu, K. Sun, and C. Zhang, *Physical Review A* **91**, 053630 (2015).
- [38] K. Sun, C. Qu, and C. Zhang, *Physical Review A* **91**, 063627 (2015).
- [39] L. Chen, H. Pu, and Y. Zhang, *Physical Review A* **93**, 013629 (2016).
-

Supplemental Materials: Spin-orbital-angular-momentum coupled Bose-Einstein condensates

FORMALISM OF DRESSED STATES

Hamiltonian with SOAMC

With the bias field along \mathbf{e}_x and taking the conventional quantization axis along \mathbf{e}_z , we perform a global spin rotation, $\hat{F}_x \rightarrow \hat{F}_z, \hat{F}_y \rightarrow \hat{F}_x, \hat{F}_z \rightarrow \hat{F}_y$. We then make the rotating wave approximation, and the Hamiltonian in the bare spin basis $|+1\rangle, |0\rangle, |-1\rangle$ in the frame rotating at $\Delta\omega_L$ is

$$\begin{aligned}\hat{H}_{\text{lab}} &= \left[\frac{-\hbar^2}{2m} \frac{\partial}{r\partial r} \left(r \frac{\partial}{\partial r} \right) - \frac{\hbar^2}{2m} \frac{\partial^2}{\partial z^2} + \frac{L_z^2}{2mr^2} \right] \otimes \hat{1} + \vec{\Omega}_{\text{eff}} \cdot \vec{F} \\ &= \left[\frac{-\hbar^2}{2m} \frac{\partial}{r\partial r} \left(r \frac{\partial}{\partial r} \right) - \frac{\hbar^2}{2m} \frac{\partial^2}{\partial z^2} + \frac{L_z^2}{2mr^2} \right] \otimes \hat{1} + \hbar\delta\hat{F}_z \\ &\quad + \hbar\Omega(r) \cos\phi\hat{F}_x - \hbar\Omega(r) \sin\phi\hat{F}_y\end{aligned}\tag{S1}$$

in the (r, ϕ, z) coordinate. Here, $\vec{\Omega}_{\text{eff}} = \Omega(r) \cos\phi\mathbf{e}_x - \Omega(r) \sin\phi\mathbf{e}_y + \delta\mathbf{e}_z$ given the OAM transfer $\Delta\ell = \hbar$. We perform a local spin rotation about \mathbf{e}_z by the azimuthal angle $-\phi$ to remove the ϕ -dependence of $\vec{\Omega}_{\text{eff}}$, making $\vec{\Omega}_{\text{eff}} \cdot \vec{F}$ transformed to $\hbar\delta\hat{F}_z + \hbar\Omega\hat{F}_x$, and thus

$$\begin{aligned}\hat{H}_0 &= \left[\frac{-\hbar^2}{2m} \frac{\partial}{r\partial r} \left(r \frac{\partial}{\partial r} \right) - \frac{\hbar^2}{2m} \frac{\partial^2}{\partial z^2} + \frac{L_z^2}{2mr^2} \right] \otimes \hat{1} \\ &\quad + \hbar\delta\hat{F}_z + \hbar\Omega\hat{F}_x + \hat{H}_{\text{SOAMC}} + \frac{\hbar^2}{2mr^2}\hat{F}_z^2,\end{aligned}\tag{S2}$$

where $\hat{H}_{\text{SOAMC}} = (\hbar/mr^2)L_z\hat{F}_z$. This can be expressed as

$$\hat{H}_0 = \hat{h}_0 \otimes \hat{1} + \hbar\delta\hat{F}_z + \hbar\Omega\hat{F}_x + \begin{pmatrix} (L_z + \hbar)^2/(2mr^2) & 0 & 0 \\ 0 & L_z^2/(2mr^2) & 0 \\ 0 & 0 & (L_z - \hbar)^2/(2mr^2) \end{pmatrix},\tag{S3}$$

where $\hat{h}_0 = -(\hbar^2/2m) [r^{-1}\partial_r(r\partial_r) + \partial_z^2] + V(r)$, and the 3×3 matrix indicates the spin- m_F -dependent azimuthal kinetic energy $(L_z + m_F\hbar)^2/(2mr^2)$ for $m_F = \pm 1, 0$. This shows the energy dispersion for bare spin state $|m_F\rangle$ in Fig. 1c is $(L_z + m_F\hbar)^2/(2mr^2) + m_F\hbar\delta$.

Finally with a global spin rotation, $\hat{F}_z \rightarrow \hat{F}_x, \hat{F}_x \rightarrow \hat{F}_y, \hat{F}_y \rightarrow \hat{F}_z$, it gives

$$\begin{aligned}\hat{H} &= \left[\frac{-\hbar^2}{2m} \frac{\partial}{r\partial r} \left(r \frac{\partial}{\partial r} \right) - \frac{\hbar^2}{2m} \frac{\partial^2}{\partial z^2} + \frac{L_z^2}{2mr^2} \right] \otimes \hat{1} \\ &\quad + \hbar\delta\hat{F}_x + \hbar\Omega\hat{F}_y + \frac{\hbar}{mr^2}L_z\hat{F}_x + \frac{\hbar^2}{2mr^2}\hat{F}_x^2,\end{aligned}\tag{S4}$$

back to the quantization axis along \mathbf{e}_x .

Gauge potentials

For atoms in bare spin state $|m_F = n\rangle$ and are adiabatically loaded to the dressed state $|\xi_n(\vec{r}, t)\rangle$, this can be described with an Euler rotation [S1] with the Euler angles (α, β, γ) ,

$$|\xi_n(\vec{r}, t)\rangle = \mathcal{U}(\alpha, \beta, \gamma)|m_F = n\rangle,\tag{S5}$$

where $n = \pm 1(0)$ is for the ferromagnetic $|\langle \vec{F} \rangle| = 1$ (polar $\langle \vec{F} \rangle = 0$) state, α and β are given by the azimuthal and polar angle of $\vec{\Omega}_{\text{eff}}(\vec{r}, t)$, respectively. For the $n = \pm 1$ ferromagnetic state, γ is equivalent to the gauge choice while

for the $n = 0$ polar state γ does not appear. This leads to

$$|\xi_{\pm 1}(r, t)\rangle = e^{\mp i\gamma} \begin{pmatrix} e^{-i\alpha} \frac{1 \pm \cos \beta}{2} \\ \frac{\pm 1}{\sqrt{2}} \sin \beta \\ e^{i\alpha} \frac{1 \mp \cos \beta}{2} \end{pmatrix}, |\xi_0(r, t)\rangle = \begin{pmatrix} -e^{-i\alpha} \frac{\sin \beta}{\sqrt{2}} \\ \cos \beta \\ e^{i\alpha} \frac{\sin \beta}{\sqrt{2}} \end{pmatrix}. \quad (\text{S6})$$

Two conventional choices of γ for the ferromagnetic state are $\gamma = 0$ and $\gamma = \mp\alpha$, where both γ and α are time-independent (see next paragraph). With these choices, the dynamical phase appears in the phase of the external part of wave function $\psi_n(r, t)$, not in $|\xi_n(r, t)\rangle$.

In our $\vec{\Omega}_{\text{eff}}(\vec{r}, t)$ from the Gaussian and LG Raman beams, $\alpha = -(\Delta\ell/\hbar)\phi$ is an integer multiple of ϕ and time independent, consequently in Eq. (S6) the phase winding number (the integer given by the phase gradient along \mathbf{e}_ϕ) of each $|m_F\rangle$ component is stationary. Besides, since $[H_{\text{eff}}^{(n)}, L_z] = 0$, the phase gradient of $\psi_n(\vec{r}, t)$ along \mathbf{e}_ϕ remains zero and this gradient is developed with time (initially zero) only along \mathbf{e}_r [S2].

For our experiment where $|\Psi\rangle$ was initially polarized in $|m_F = 0\rangle$ with zero angular momentum, γ doesn't appear in $|\xi_0\rangle$ and thus the gauge potential for $|\xi_0\rangle$ is $A_0 = 0$ without additional phase term of gauge transformation. This corresponds to the conventional gauge choice of $\gamma = 0$ for $n = \pm 1$, leading to $A_{\pm 1} = \mp(\hbar/r) \cos \beta(r)$ for $|\xi_{\pm 1}\rangle$ (see the later Eq. (S7)).

3D TDGPE simulations for spin textures

We numerically simulate the dynamics by solving the three-component 3D time-dependent-Gross-Pitaevskii equation (TDGPE). We use the Crank-Nicolson method and calculate in the system size of $(256)^3$ grid points with grid size $0.22 \mu\text{m}$. During TOF, we solve the full 3D TDGPE for up to ≤ 6 ms at which the interatomic interaction energy becomes less than 5 percent of the total energy. The further evolution is calculated by neglecting the interaction term. The results for the polar dressed state with a short hold time $t_h = 1$ ms are shown in Fig. S1; our corresponding data is in Fig. 2.

Dressed eigenstates and validity of the adiabatic condition

The Hamiltonian \hat{H}_0 is dominated by the atom-light coupling $\hbar\delta\hat{F}_z + \hbar\Omega\hat{F}_x$ at large r with a sufficiently large gap $\Omega_{\text{eff}}(r) = \sqrt{\Omega(r)^2 + \delta^2}$. Thus the \hat{H}_{SOAMC} and $(\hbar^2/2mr^2)\hat{F}_z^2$ originating from the gradient energy $\hat{K} \equiv -(\hbar^2/2m)\nabla^2 \otimes \hat{1}$ after the local spin rotation can be treated as perturbations.

We consider the gradient energy being projected onto the basis of local dressed states $|\xi_n\rangle$, where the off-diagonal term $H_{n'n}$ indicates coupling between dressed state n and n' . We will prove the validity of local dressed states $|\xi_n(\vec{r}, t)\rangle$ as the approximated eigenstates, and of the adiabatic condition, i.e., coupling between dressed states are negligible.

Taking the Hamiltonian in Eq. (S1) and transform it to that in the basis of local dressed state $|\xi_n(\vec{r}, t)\rangle$, the transformed Hamiltonian has gauge potential $\mathbf{A} = i\hbar\mathcal{U}^\dagger\nabla\mathcal{U}$ [S3] with $\mathbf{A}_{n'n} = i\hbar\langle\xi_{n'}|\nabla\xi_n\rangle$,

$$\begin{aligned} \mathbf{A} &= -\frac{\Delta\ell}{r} \cos \beta(r) \hat{F}_z \mathbf{e}_\phi + \frac{\Delta\ell}{r} \sin \beta(r) \hat{F}_x \mathbf{e}_\phi + \hbar\partial_r \beta(r) \hat{F}_y \mathbf{e}_r, \\ \vec{A}_n &= \mathbf{A}_{nn} = -\frac{\Delta\ell}{r} \cos \beta(r) n \mathbf{e}_\phi, \end{aligned} \quad (\text{S7})$$

$$\begin{aligned} H_{n'n} &= \frac{-\hbar}{2m} (k \cdot \mathbf{A}_{n'n} + \mathbf{A}_{n'n} \cdot k) + \frac{\mathbf{A}_{n'n} \cdot \mathbf{A}_{nn} + \mathbf{A}_{n'n'} \cdot \mathbf{A}_{n'n}}{2m}, \\ k &= \frac{\nabla}{i} = \frac{1}{i} (\mathbf{e}_r \partial_r + \mathbf{e}_\phi \frac{\partial_\phi}{r}) = \mathbf{e}_r k_r + \mathbf{e}_\phi \frac{L_z}{\hbar r}. \end{aligned} \quad (\text{S8})$$

\mathbf{A} contains off-diagonal terms, and the diagonal term \vec{A}_n is the gauge potential for $|\xi_n\rangle$. \vec{A}_n results from the spatially-dependent $|\xi_n\rangle$; it is contributed only from the phase gradient of the Raman coupling's off-diagonal term $\Omega(r)e^{i\phi}$ in the spin matrix in Eq. (S1), and none from the amplitude gradient of $\Omega(r)$. The phase of $\Omega(r)e^{i\phi}$ corresponds to $\alpha = -\phi$ in Eq. (S6) and the relative phase between $\langle m_F - 1 | \xi_n \rangle$ to $\langle m_F | \xi_n \rangle$. Therefore this relative phase gradient

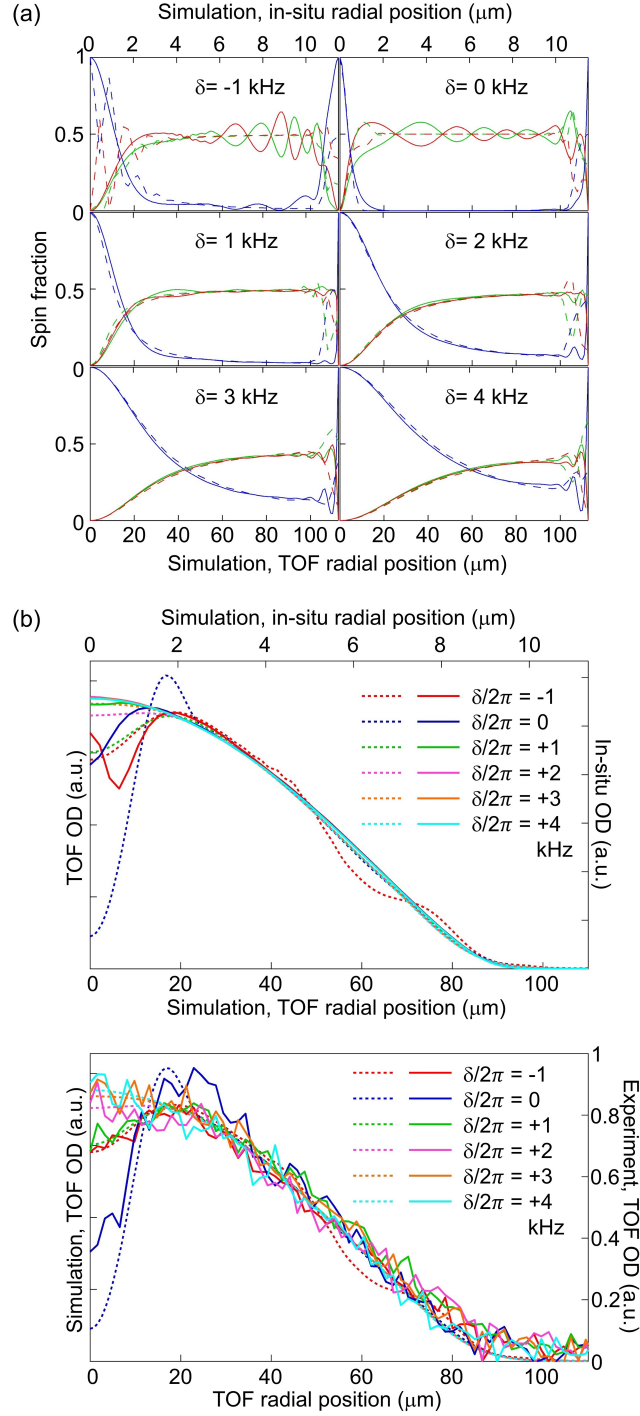


FIG. S1: 3D TDGPE simulation results for radial cross sections of polar dressed state at various detuning δ with a short hold time $t_h = 1$ ms. (a) Spin texture $D_{m_F}/(D_1 + D_0 + D_{-1})$ for in-situ (dashed curves) and for after 24 ms TOF (solid curves). Blue, red and green curves denote $|0\rangle$, $|1\rangle$, $|-1\rangle$, respectively. Except for $\delta \leq 0$, the profiles at in-situ and after TOF agree well, i.e., it is a dilation after TOF for each $|m_F\rangle$. (b) Top panel: total optical density ($D_1 + D_0 + D_{-1}$) for simulated in-situ (solid curves) and TOF profiles (dashed curves). Bottom panel: total optical density for experimental (solid curves) and simulated TOF profiles (dashed curves).

fixes the direction of \vec{A}_n long \mathbf{e}_ϕ . With this, in Eq. (2) the scalar potential is $\varepsilon_n - i\hbar\langle\xi_n|\partial_t\xi_n\rangle = \varepsilon_n$ given by a general $\beta(r, t)$ and time-independent $\alpha = -\phi$ where $i\hbar\langle\xi_n|\partial_t\xi_n\rangle = 0$.

The off-diagonal term of \mathbf{A} proportional to \vec{F}_x (\vec{F}_y) arises from the gradient of $|\xi_n\rangle$ in the phase α (amplitude depending on β). Since our dressed atoms are prepared in $|\xi_0\rangle$ and $\Delta\ell = \hbar$, we consider $n = 0, n' = -1$,

$$H_{-1,0} = -\frac{L_z\hbar}{\sqrt{2}mr^2}\sin\beta + \frac{\hbar^2}{2\sqrt{2}mr^2}\sin\beta\cos\beta - \frac{i\hbar^2}{2\sqrt{2}m}\partial_r(\partial_r\beta) - \frac{i\hbar^2}{2\sqrt{2}m}(\partial_r\beta)\partial_r - \frac{\hbar^2}{2\sqrt{2}mr}\partial_r\beta \quad (\text{S9})$$

and in Eq. (2),

$$H_{\text{eff}}^{(n)} = -\frac{\hbar^2}{2m}\nabla^2(r, z) + \frac{L_z^2}{2mr^2} + \frac{L_z n\hbar}{mr^2}\cos\beta + \frac{1}{4m}\left[\frac{\hbar^2}{r^2}(1 + \cos^2\beta) + (\hbar\partial_r\beta)^2\right] + \varepsilon_n + V(r). \quad (\text{S10})$$

In Eq. (S10), the third term corresponds to the cross terms of L_z and rA_n in Eq. (2), and the fourth term is given by

$$\frac{(rA_n)^2}{2mr^2} + W_n = \frac{\hbar^2}{2m}\langle\nabla\xi_n|\nabla\xi_n\rangle, \quad (\text{S11})$$

, where

$$W_n = \frac{\hbar^2}{2m}(\langle\nabla\xi_n|\nabla\xi_n\rangle + \langle\xi_n|\partial_\phi\xi_n\rangle^2) \quad (\text{S12a})$$

$$W_1 = W_{-1} = \frac{\hbar^2}{4mr^2}\sin^2\beta \quad (\text{S12b})$$

$$W_0 = 2W_1 \quad (\text{S12c})$$

and

$$\frac{\hbar^2}{2m}\nabla\xi_1^\dagger \cdot \nabla\xi_1 = \frac{\hbar^2}{2m}\nabla\xi_{-1}^\dagger \cdot \nabla\xi_{-1} = \frac{1}{4m}\left[\frac{\hbar^2}{r^2}(1 + \cos^2\beta) + (\hbar\partial_r\beta)^2\right] \quad (\text{S13a})$$

$$\frac{\hbar^2}{2m}\nabla\xi_0^\dagger \cdot \nabla\xi_0 = \frac{1}{2m}\left[\frac{\hbar^2}{r^2}\sin^2\beta + (\hbar\partial_r\beta)^2\right] \quad (\text{S13b})$$

Here we show the validity of local dressed states $|\xi_n(\vec{r}, t)\rangle$ as the approximated eigenstates, and of the adiabatic condition. Consider the energies associated with the spatial gradient in both ψ and $|\xi\rangle$; they correspond to terms in Eq. (S8), leading to Eq. (S9). When these spatial gradient energies are sufficiently smaller than the energy gap $\Omega_{\text{eff}}(r)$, it gives $|H_{n'n}| \ll |\varepsilon_n - \varepsilon_{n'}| = \hbar\Omega_{\text{eff}}$ for $|n' - n| = 1$. That is, coupling between dressed states are negligible, and the adiabatic condition is fulfilled; the eigenstates of the Hamiltonian \hat{H}_{lab} are well approximated by $|\xi_n(\vec{r}, t)\rangle$, which are the eigenstates of $\vec{\Omega}_{\text{eff}} \cdot \vec{F}$. For our experiment of $|\xi_0\rangle$ with $\ell = 0$, $|H_{-1,0}(r)|$ is smaller than $(\hbar^2/\sqrt{2}mr^2)\sin\beta\cos\beta$ from computations. We find $|H_{-1,0}(r)|$ is smaller than $\hbar\Omega_{\text{eff}}(r)$ at $r \gtrsim 0.6 \mu\text{m}$ and the transition from $n = 0$ to $n' = -1$ is negligible.

As we include the quadratic Zeeman energy $\hbar\omega_q\hat{F}_z^2$ with $\omega_q/2\pi = 50 \text{ Hz}$, it adds an offset to $(\hbar^2/2mr^2)\hat{F}_z^2$. The off-diagonal coupling $H_{-1,0}$ has an additional term $\hbar\omega_q\sin\beta\cos\beta/\sqrt{2}$, which is smaller than either $(\hbar^2/2\sqrt{2}mr^2)\sin\beta\cos\beta$ or $\Omega_{\text{eff}}(r)$, and thus the effects from $\hbar\omega_q\hat{F}_z^2$ are negligible.

Adiabaticity of the loaded dressed state

Our atoms are loaded into the eigenstate well approximated by the local dressed state $|\xi_0\rangle$ for $r > r_c$, where the adiabatic condition is fulfilled and r_c is the adiabatic radius. At $r > r_c \approx 1.4 \mu\text{m}$ at $\delta = 0$, the loading speed $\dot{\delta}$ is adiabatic with the final probability projected to $|\xi_0\rangle$ exceeding 0.98. The r_c is given by the 3D TDGPE simulation and is determined by the condition that the energy gap $\Omega_{\text{eff}}(r)$ is sufficiently large for the small $\dot{\delta}$ and small spatial gradient energies.

Local dressed states with mean field interactions

The projected Hamiltonian $H_{\text{eff}}^{(n)}$ in Eq. (2) is for non-interacting atoms with $\omega_q = 0$. Here we include the mean field interactions $\int d^3\vec{r}n(\vec{r})\frac{1}{2}\left[c_0n(\vec{r}) + c_2n(\vec{r})\langle\vec{F}\rangle^2\right]$ in $F = 1$ BECs, $n = n_1 + n_0 + n_{-1}$ is the total density and n_{mF}

is the density of bare spin state $|m_F\rangle$. The coupled spinor TDGPE for $\Omega_{\text{eff}} = 0$ and $\omega_q = 0$ is

$$i\hbar \frac{\partial \Psi_1}{\partial t} = h_0 \Psi_1 + c_0 n \Psi_1 + c_2 (n_1 + n_0 - n_{-1}) \Psi_1 + c_2 \Psi_{-1}^* \Psi_0 \Psi_0, \quad (\text{S14a})$$

$$i\hbar \frac{\partial \Psi_0}{\partial t} = h_0 \Psi_0 + c_0 n \Psi_0 + c_2 (n_1 + n_{-1}) \Psi_0 + 2c_2 \Psi_0^* \Psi_1 \Psi_{-1}, \quad (\text{S14b})$$

$$i\hbar \frac{\partial \Psi_{-1}}{\partial t} = h_0 \Psi_{-1} + c_0 n \Psi_{-1} + c_2 (n_{-1} + n_0 - n_1) \Psi_{-1} + c_2 \Psi_1^* \Psi_0 \Psi_0, \quad (\text{S14c})$$

where $\Psi_{m_F} = \langle m_F | \Psi \rangle$, $h_0 = -(\hbar^2/2m)\nabla^2 + V(r)$, $n_{m_F} = |\Psi_{m_F}|^2$. Since the bare spin $|m_F\rangle$ is mapped to the dressed spin $|\xi_{m_F}\rangle$ by a local spin rotation \mathcal{U} , $|\langle \vec{F} \rangle|^2$ is invariant with respect to \mathcal{U} and $|\xi_{m_F}(\vec{r}, t)\rangle$ remains the eigenstates when we include the mean field.

Time evolutions

We discuss the stability of the prepared dressed atoms with the Raman fields on for a hold time $t_h > 0$. Without the interaction H_{int} and neglecting ω_q , the total Hamiltonian after the local spin rotation for removing the dependence of $\vec{\Omega}_{\text{eff}} \cdot \vec{F}$ on ϕ is

$$\hat{H}_1 = \left[\frac{-\hbar^2}{2m} \nabla^2(r, z) + \frac{L_z^2}{2mr^2} + V(r) \right] \otimes \hat{1} + \hbar \delta \hat{F}_z + \hbar \Omega \hat{F}_x + \hat{H}_{\text{SOAMC}} + \frac{\hbar^2}{2mr^2} \hat{F}_z^2.$$

When ∂_r is neglected, the eigenstates are the ‘‘modified local dressed states’’ $|\bar{\xi}_n(\ell, r)\rangle$ at fixed r with the good quantum number ℓ , and the wave function in the n -th dressed state in position representation is

$$\begin{aligned} \langle \vec{r} | \Psi \rangle &= \varphi_n(\ell, r, z) \langle \phi | \bar{\xi}_n(\ell, r) \rangle \\ &= \varphi_n(\ell, r, z) e^{i\ell\phi} \mathcal{U}(\ell, r) |n\rangle, \end{aligned} \quad (\text{S15})$$

and $|n\rangle$ is the bare spin state. At $\ell = 0$, $|\bar{\xi}_n(\ell, r)\rangle \approx |\xi_n\rangle$ at $r \gtrsim 0.6 \mu\text{m}$ where the effects from $(\hbar^2/2mr^2)\hat{F}_z^2$ are negligible. At large ℓ , $|\bar{\xi}_n\rangle$ deviates from $|\xi_n\rangle$ owing to the $\hat{H}_{\text{SOAMC}} = (\hbar/mr^2)\ell\hat{F}_z$.

Our dressed atoms are prepared in $|\xi_0\rangle \approx |\bar{\xi}_0\rangle$ at $\ell = 0$, where the final probability projected to $|\xi_0\rangle$ or $|\bar{\xi}_0\rangle$ is close to 1. Consider single-atom induced coupling from the initial $n = 0$ state to $n = -1$ ground dressed state. We use 2D TDGPE to simulate the state after a hold time $t_h = 0.1$ s, where it shows atoms decay to $|\bar{\xi}_{-1}\rangle$ within $|\delta|/2\pi \lesssim 0.8$ kHz. Here $\ell = 0$ remains unchanged, and we use initial states with off-centered vortex position to simulate the experiment with pointing stabilities of the laser beams. This decay is most likely due to terms with ∂_r in \hat{H}_1 , where the initial state of the dressed atoms is close to $|\bar{\xi}_0\rangle$. If we consider the initial state as $|\xi_0\rangle$, the coupling to $|\xi_{-1}\rangle$ would be given by Eq. (S9). The actual dynamics is dictated by the prepared dressed state at $t_h = 0$ and the following evolution from the TDGPE.

Next, beyond the mean field description, we consider interactions in the second quantization form with the leading term from c_0 ,

$$\hat{H}_{\text{int}}^{c_0} = \frac{c_0}{2} \int d^3\vec{r} \sum_{\sigma_A, \sigma_B} \hat{\psi}_{\sigma_A}^\dagger(\vec{r}) \hat{\psi}_{\sigma_B}^\dagger(\vec{r}) \hat{\psi}_{\sigma_A}(\vec{r}) \hat{\psi}_{\sigma_B}(\vec{r}).$$

After a Fourier transform along ϕ it becomes

$$\hat{H}_{\text{int}}^{c_0} = 2\pi \frac{c_0}{2} \int dz \int dr r \sum_{\ell_1, \ell_2, \ell_3, \ell_4} \sum_{\sigma_A, \sigma_B} \delta_{\ell_1 + \ell_2, \ell_3 + \ell_4} \hat{\phi}_{\sigma_B}^\dagger(\ell_4) \hat{\phi}_{\sigma_A}^\dagger(\ell_3) \hat{\phi}_{\sigma_B}(\ell_2) \hat{\phi}_{\sigma_A}(\ell_1), \quad (\text{S16})$$

where $\hat{\phi}_\sigma(\ell)$ is the operator annihilating one atom with ℓ in bare spin $|m_F = \sigma\rangle$ at (r, z) . $\hat{H}_{\text{int}}^{c_0}$ can couple two atoms in $|\bar{\xi}_0\rangle$ to the ground dressed state $|\bar{\xi}_{-1}\rangle$ with $\ell \neq 0$, where the energy of the initial two-atom state $|i\rangle$ matches that of the final state $|f\rangle$. Due to the nonzero ℓ acquired, $|\bar{\xi}_{-1}\rangle$ is the relevant dressed state, instead of $|\xi_{-1}\rangle$. The resonant coupling gives a decay rate of atoms prepared in $|\bar{\xi}_0\rangle$ from Fermi’s golden rule (FGR). For coupling two atoms in $n = 0$ to $n = -1$, we transform $\hat{H}_{\text{int}}^{c_0}$ to the field operators in the dressed spin basis,

$$\begin{aligned} \hat{H}_{\text{int}}^{c_0} &= 2\pi \frac{c_0}{2} \int dz \int dr r \sum_{\ell_1, \ell_2, \ell_3, \ell_4} \delta_{\ell_1 + \ell_2, \ell_3 + \ell_4} \hat{\phi}_{-1}^\dagger(\ell_4) \hat{\phi}_0(\ell_2) \hat{\phi}_{-1}^\dagger(\ell_3) \hat{\phi}_0(\ell_1) \\ &\quad \sum_{\sigma_A, \sigma_B} U_{-1\sigma_B}^\dagger(\ell_4) U_{\sigma_B 0}(\ell_2) U_{-1\sigma_A}^\dagger(\ell_3) U_{\sigma_A 0}(\ell_1), \end{aligned} \quad (\text{S17})$$

where $\hat{\varphi}_n(\ell)$ is the operator annihilating one atom with ℓ in dressed spin $|\bar{\xi}_n\rangle$ at (r, z) ,

$$\hat{\varphi}_n(\ell) = \hat{\varphi}_n(\ell, r, z), U(\ell) = U(\ell, r).$$

Given that $\ell_1 = \ell_2 = 0$ for $n = 0$, $\ell_3(\ell_4) = +(-)\ell_f$ for $n = -1$ owing to $\ell_3(\ell_4) = +(-)\ell_f + \ell_{\min}^{(-1)} \approx +(-)\ell_f$ for $|\ell_{\min}^{(-1)}| < \hbar \ll \ell_f$, and $\tilde{r} \equiv (r, z)$,

$$|i\rangle = \int d\tilde{r}_1 d\tilde{r}_2 \varphi_0(\ell = 0, \tilde{r}_1) \varphi_0(\ell = 0, \tilde{r}_2) \frac{1}{\sqrt{2}} \hat{\varphi}_0^\dagger(\ell = 0, \tilde{r}_2) \hat{\varphi}_0^\dagger(\ell = 0, \tilde{r}_1) |0\rangle, \quad (\text{S18a})$$

$$|f\rangle = \int d\tilde{r}_3 d\tilde{r}_4 \frac{1}{\sqrt{2}} [\varphi_{-1}(\ell_f, \tilde{r}_3) \varphi_{-1}(-\ell_f, \tilde{r}_4) + \varphi_{-1}(\ell_f, \tilde{r}_4) \varphi_{-1}(-\ell_f, \tilde{r}_3)] \frac{1}{\sqrt{2}} \hat{\varphi}_{-1}^\dagger(-\ell_f, \tilde{r}_4) \hat{\varphi}_{-1}^\dagger(\ell_f, \tilde{r}_3) |0\rangle, \quad (\text{S18b})$$

where $\varphi_0(0, \tilde{r}), \varphi_{-1}(\pm\ell_f, \tilde{r})$ are normalized single particle wave functions,

$$\int dz \int dr 2\pi r |\varphi_n(\ell, r, z)|^2 = 1.$$

This leads to the matrix element at ℓ_f

$$\langle f | H_{\text{int}}^{c_0} | i \rangle_{\ell_f} = 2\pi \cdot 2\sqrt{2} \cdot \frac{c_0}{2} \int_{-z_r}^{z_r} dz \int_{\bar{r}_c}^{R_{\text{TF}}} dr r \varphi_{-1}^*(-\ell_f, r, z) \varphi_{-1}^*(\ell_f, r, z) \varphi_0(0, r, z) \varphi_0(0, r, z) [U^\dagger(-\ell_f, r)U(0, r)]_{-1,0} [U^\dagger(\ell_f, r)U(0, r)]_{-1,0}. \quad (\text{S19})$$

Here $z_r = \sqrt{R_{\text{TF}}^2 - r^2}$, \bar{r}_c indicates that the atoms are prepared in $|\bar{\xi}_0\rangle$ with the probability exceeding \bar{p}_0 at $r > \bar{r}_c(\delta)$; \bar{r}_c deviates slightly from r_c for loading into $|\xi_0\rangle$. At small detuning and $r < \bar{r}_c$ it is invalid to take the initial state as $|\bar{\xi}_0\rangle$, thus we cannot apply FGR. Here we use $\bar{p}_0 = 0.9$ to determine $\bar{r}_c(\delta)$. The motional wave functions of $|f\rangle$ are $\varphi_{-1}(\pm\ell_f)$, and

$$\left[-\frac{\hbar^2}{2m} \nabla^2(r, z) + V(r, z) + c_0 n_{\text{BEC}}(r, z) + \bar{\varepsilon}(\ell_f, r) - \mu \right] \varphi_{-1}(\ell_f) = \lambda_E \varphi_{-1}(\ell_f) \quad (\text{S20})$$

with the eigenenergy λ_E which is closest to zero, since we consider the near-resonant coupling of $|i\rangle$ to $|f\rangle$. $\bar{\varepsilon}_{-1}(\ell_f, r)$ is the eigenenergy of $|\bar{\xi}_{-1}\rangle$; for $\ell_f \geq 2\hbar$,

$$\bar{\varepsilon}_{-1}(\ell_f, r) \approx \frac{[\ell_f - \ell_{\min}^{(-1)}]^2}{2mr^2} - \sqrt{\Omega(r)^2 + \delta^2}.$$

For $\ell_f = 0$, \hbar , $\bar{\varepsilon}_{-1}(\ell_f, r)$ is finite as $r \rightarrow 0$ while the approximated form diverges. $c_0 n_{\text{BEC}}(r, z)$ is the effective potential due to interactions from most of the remaining atoms in $|\xi_0\rangle$, which is the ground state BEC with chemical potential μ . $c_0 n_{\text{BEC}} = \mu - V(r, z)$ at $r < R_{\text{TF}}$ and $c_0 n_{\text{BEC}} = 0$ at $r > R_{\text{TF}}$. We define an effective potential

$$V_{\text{eff}}(r, z) = [V(r, z) - \mu] \theta(\sqrt{r^2 + z^2} - R_{\text{TF}}) + \frac{[\ell_f - \ell_{\min}^{(-1)}]^2}{2mr^2} - \sqrt{\Omega(r)^2 + \delta^2}, \quad (\text{S21})$$

θ is the Heaviside step function, and

$$\left[-\frac{\hbar^2}{2m} \nabla^2(r, z) + V_{\text{eff}} \right] \varphi_{-1}(\ell_f) = \lambda_E \varphi_{-1}(\ell_f). \quad (\text{S22})$$

This shows the dressed state energy $\Omega_{\text{eff}} = \sqrt{\Omega(r)^2 + \delta^2}$ can be converted to the sum of radial, azimuthal and axial kinetic energy. $\ell_f/\hbar \lesssim 100$ where the maximal ℓ_f corresponds to zero overlap between $\varphi_{-1}(\ell_f)$ and $\varphi_0(0)$ due to the $\ell_f^2/2mr^2$ barrier. $\varphi_0(0)$ is the ground state BEC in $|\xi_0\rangle$ with TF profile.

The spin-dependent terms in Eq. (S19) are

$$[U^\dagger(-\ell_f)U(0)]_{-1,0} [U^\dagger(\ell_f)U(0)]_{-1,0} = \langle \bar{\xi}_{-1}(-\ell_f) | \bar{\xi}_0(\ell = 0) \rangle \langle \bar{\xi}_{-1}(\ell_f) | \bar{\xi}_0(\ell = 0) \rangle. \quad (\text{S23})$$

This indicates the spin parts of $|\bar{\xi}_0(\ell = 0)\rangle$ and $|\bar{\xi}_{-1}(\ell_f)\rangle$ are non-orthogonal, leading to the spin decay due to collisions under SOAMC. As we neglect $(\hbar^2/2mr^2)\hat{F}_z^2$ at large $r > r_c$ and take \hat{H}_{SOAMC} as an effective detuning $\pm\hbar\ell_f/mr^2$,

$U(\ell)$ corresponds to an Euler rotation. It is $R_y(\beta)$ for $|\bar{\xi}_0\rangle$ and is $R_y(\beta_\pm)$ for $|\bar{\xi}_{-1}(\pm\ell_f)\rangle$, where β_\pm corresponds to $\ell = \pm\ell_f$ of atoms in $|\bar{\xi}_{-1}\rangle$. Thus

$$\sum_{\sigma} U_{-1\sigma}^{\dagger}(\pm\ell_f)U_{\sigma 0}(0) = \langle -1|R_y^{\dagger}(\beta_{\pm})R_y(\beta)|0\rangle = \frac{\sin(\beta_{\pm} - \beta)}{\sqrt{2}},$$

given by the off-diagonal matrix elements of $R_y^{\dagger}(\beta_{\pm})R_y(\beta)$, and

$$\tan \beta_{\pm}(r, \ell_f, \delta) = \frac{\hbar\Omega/E_L}{\hbar\delta/E_L \pm 2\ell_f/\Delta\ell},$$

where $E_L(r) = \Delta\ell^2/2mr^2 = \hbar^2/2mr^2$. At large r and large Ω_{eff} , $|\beta_{\pm} - \beta|$ is small, leading to

$$[U^{\dagger}(\pm\ell_f)U(0)]_{-1,0} \approx \sqrt{2} \frac{\ell_f}{\hbar} \frac{E_L(r)}{\hbar\Omega_{\text{eff}}} \frac{\Omega}{\Omega_{\text{eff}}}. \quad (\text{S24})$$

Now we compute $\langle f|H_{\text{int}}^{c_0}|i\rangle_{\ell_f}$ from Eq. (S19) and Eq. (S23). It is an overlap integral containing φ_0 for $\sqrt{r^2 + z^2} < R_{\text{TF}}$, within which the inner classical turning point of $\varphi_{-1}(\ell_f)$ is a z -independent $r_{\text{min}}(\ell, \delta)$. The classically accessible region with $|\varphi_0|^2 > 0$ is bounded by $r_{\text{min}} < r < \sqrt{R_{\text{TF}}^2 - z^2}$ at given z , and $|z| < \sqrt{R_{\text{TF}}^2 - r_{\text{min}}^2}$. It is in the WKB regime with short wave-length λ_{WKB} and slowly varying potential, thus we only compute within the classically accessible region. In the classically forbidden region $\varphi_{-1}(\ell_f)$ exponentially decays within a short length scale $\approx \lambda_{\text{WKB}}$, and thus neglected. Without numerically solving φ_{-1} , we approximate Eq. (S19) by using a dimensional analysis: we take the typical single-atom 3D density of $|\varphi_{-1}|^2$ as $\sqrt{2}/(R_z\pi(r_{\text{max}}^2 - r_{\text{min}}^2))$, where R_z is the typical radius along z , $r_{\text{max}}, r_{\text{min}}$ are the outer and inner turning points of $V_{\text{eff}}(r, z = 0)$, respectively; the sizes are numerically calculated as a function of (ℓ_f, δ) .

The FGR is

$$\Gamma = \frac{2\pi}{\hbar} \sum_{\ell_f} |\langle f|H_{\text{int}}^{c_0}|i\rangle_{\ell_f}|^2 g(E, \ell_f, \delta) N^2, \quad (\text{S25})$$

where $g(E)$ is the density of state in a trap at energy $E = \lambda_E$ (see Eq. (S20)),

$$g(E, \ell_f, \delta) = 2\pi \frac{(2m)^{3/2}}{\hbar^3} \int d^3\vec{r} \sqrt{E - V_{\text{eff}}(r, z)},$$

and N^2 factor appears since we used normalized single particle wave functions φ_0, φ_{-1} . Applying the spin-coupling terms in Eq. (S24) to Eq. (S19), and for $g(E, \ell_f)$ we make an estimate without integrating within the volume of classically accessible region: We integrate $2\pi r \sqrt{E - V_{\text{eff}}(r, z)}$ within $r_{\text{min}} < r < r_{\text{max}}$ at $z = 0$, and then times $2 \cdot R_z$ without integrating along z . We found $g(E, \ell, \delta)$ insensitive to (ℓ, δ) .

To compare the data with simulations, we first evaluate Γ/N as described above, multiply a correction scaling factor 4.2; such factor is expected given that we have used dimensional analysis for $|\varphi_{-1}|^2$ in Eq. (S19). Γ/N is also the transition rate per atom $dN/dt/N$ at $t_h = 0$. We compare the obtained fraction $f_0 = \exp[-(\Gamma/N + \gamma_0)t_h]$ at $t_h = 0.1$ s with the experimental data. Here, $\gamma_0 = 2.5$ s⁻¹ accounts for the technical loss rate corresponding to the ≈ 0.8 fraction for $t_h = 0.1$ s at large detunings. This loss is from the retro-reflection of one Raman beam together with the other Raman beam, which drive two-photon transitions resonant at $\delta/2\pi \sim \pm 14$ kHz, about four times the photon recoil energy. The fraction f_0 is shown with the data in Fig. S2. We also compare the results with that of 2D TDGPE simulations with the vortex position off-centered by a typical value of 0.5 μm in the initial state for our experiment. This simulation shows losses within a smaller detuning range of $|\delta| \lesssim 0.8$ kHz than the data, and the curve is insensitive to the amount of off-centered vortex position between 0.1 μm to 1.0 μm . It is displayed in Fig. S2 after being multiplied by a factor of $\exp(-\gamma_0 t_h) = 0.8$. For simplicity we do not include the loss from 2D TDGPE in Fig. 3

For the simulation of Γ/N , we find at $\delta/2\pi \gtrsim 1$ kHz, the calculated rate $\Gamma(\delta)$ is insensitive to the choice of \bar{p}_0 . While at $\delta/2\pi \lesssim 1$ kHz, the rate is notably larger with smaller $\bar{r}_c(\delta)$ set by a smaller \bar{p}_0 . Thus, we find the approach of time-dependent perturbation and FGR are valid at $\delta/2\pi \gtrsim 1$ kHz.

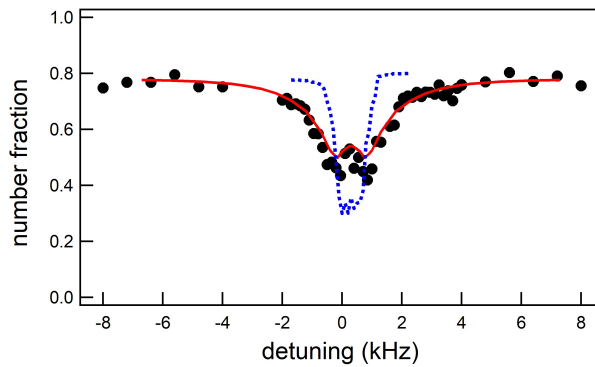


FIG. S2: Number fraction in the dressed state $|\xi_0\rangle$ after a $t_h = 0.1$ s hold time with Raman fields on versus detuning δ (symbols); the fraction is normalized to the total number at $t_h = 0.1$ s. The red curve denotes calculated loss from collision-induced decay with a correction factor. The dotted curve denotes the 2D TDGPE simulation with the vortex position off-centered by $0.5 \mu\text{m}$ in the initial state. Both simulation curves include a technical loss rate, see text.

METHODS OF THE EXPERIMENT

System preparation and probing

We produce a ^{87}Rb BEC of $N \approx 4 \times 10^5$ atoms in a crossed dipole trap in $|1, -1\rangle$ with approaches similar to those in Ref. [S4]. The dipole trap contains two 1064 nm laser beams propagating along $\mathbf{e}_{x'}, \mathbf{e}_{y'} = (\mathbf{e}_x \pm \mathbf{e}_y)/\sqrt{2}$ with beam waists of $\sim 65 \mu\text{m}$, and the trap frequencies for the BEC are $(\omega_{x'}, \omega_{y'}, \omega_z)/2\pi = (72, 72, 81)$ Hz. After the BEC production we wait for the external trigger from the 60 Hz line, after which we apply feed-forward current signals into bias coils to cancel the field noise from 60 Hz harmonics (see later discussions). Then we transfer the BEC to $|1, 0\rangle$ by first applying a microwave π pulse at $|1, -1\rangle \rightarrow |2, 0\rangle$ transition, followed by a second π pulse at $|2, 0\rangle \rightarrow |1, 0\rangle$. We confirm there were no discernible atoms left in $|1, -1\rangle$, and blow away the residual $|2, 0\rangle$ atoms with a resonant $F = 2 \rightarrow F' = 3$ pulse. We then again wait for the 60 Hz trigger, and load the atoms into the Raman dressed state with the following procedures. We ramp the detuning to $\delta/2\pi = 5$ kHz while the Raman beams are off, ramp $\Omega(r, t)$ in 15 ms to the final value of $\Omega_M/2\pi = 10$ kHz, and then ramp the detuning to $\delta_f/2\pi$ between 4 kHz and -1 kHz with $\dot{\delta}/2\pi = -1.67$ kHz/ms, subsequently holding Ω_M and δ at constant for t_h . The Raman beams are at $\lambda = 790$ nm where their scalar light shifts from the D1 and D2 lines cancel. The Gaussian Raman beam has a waist of $200 \mu\text{m}$, and the LG Raman beam produced by a vortex phase plate has a phase winding number $m_\ell = 1$ and radial index of 0. The Raman beams are linearly polarized along \mathbf{e}_x and \mathbf{e}_y , respectively.

For projection measurements of the spinor state $|\xi_s\rangle$, we abruptly turn off the dipole trap and Raman beams, simultaneously and adiabatically rotate the magnetic bias field from along \mathbf{e}_x to that along the imaging beam direction within 0.4 ms; this projects $|\xi_s\rangle$ to the bare spin m_F basis. The atoms then expand in free space with all m_F components together for a time-of-flight (TOF). To perform spin-selective imaging, we apply a microwave pulse to drive the $|1, -1\rangle \rightarrow |2, -2\rangle$ transition for imaging $m_F = -1$, $|1, 0\rangle \rightarrow |2, 0\rangle$ pulse for imaging $m_F = 0$, and $|1, 1\rangle \rightarrow |2, 2\rangle$ for imaging $m_F = +1$, respectively. These three frequencies are separated by 0.91 MHz in a field ~ 1.3 G along \mathbf{e}_z for the vertical imaging and by 0.42 MHz in ~ 0.6 G along \mathbf{e}_y for the side imaging. The resonances have separations much larger than the microwave Rabi frequencies, which are between 4.3 and 16 kHz. After the $F = 1$ atoms are transferred to $F = 2$, we apply a resonant absorption imaging pulse of $\sim 14 \mu\text{s}$ with $\sigma+$ polarization at the $|F = 2, m_F = 2\rangle \rightarrow |F' = 3, m_F = 3\rangle$ cycling transition. The saturation parameter is $I/I_s = 1.60$ for the vertical imaging and $I/I_s = 0.66$ for the side imaging. We use the modified Beer-Lambert law [S5] to derive correct optical densities.

The ambient field noise has a standard deviation (σ) $\sim h \times 0.6$ kHz, which is dominated by the 60 Hz line signal and its high-order harmonics. After we apply feed-forward signals in the bias fields to cancel the dominating field noise at 60 Hz, 180 Hz, and 300 Hz, the $1 - \sigma$ residual field noise is ~ 0.2 kHz. We prepare the dressed state after the 60 Hz line trigger in order to reduce the shot-to-shot field variation with a fixed hold time after the trigger. The measured $1 - \sigma$ field noise from repeated experimental shots is ~ 0.11 kHz.

Interference for measuring relative phases

We prepare the $\vec{F} = 0$ polar dressed state at $\delta = 0$, hold $t_h = 1$ ms, and then apply a radio-frequency (rf) $\pi/2$ pulse which transforms the $|1, \ell_1\rangle$ component to $(|1, \ell_1\rangle/2 + |0, \ell_1\rangle/\sqrt{2} + |-1, \ell_1\rangle/2)^T$, and the $|-1, \ell_{-1}\rangle$ component to $(|1, \ell_{-1}\rangle/2 - |0, \ell_{-1}\rangle/\sqrt{2} + |-1, \ell_{-1}\rangle/2)^T$. This mixed angular momentum states ℓ_1 and ℓ_{-1} into each spin state for interference. After TOF we selectively probe the $|1\rangle$ component; the nodal-line in Fig. 1c shows $|\ell_1 - \ell_{-1}| = 2\hbar$ and the relative phase winding between $|1\rangle$ and $|-1\rangle$ components of the dressed state is 4π . This is under the condition when the two Raman beams are aligned to be co-propagating; when their propagating directions deviated slightly the interference showed a fork-pattern like those in [S6].

Deloading

To measure the dressed atoms' projections onto individual dressed bands by deloading, we reverse the loading sequence: we ramp the detuning back to the initial value of $\delta/2\pi = 5$ kHz with $\dot{\delta}/2\pi = 1.67$ kHz/ms, turn off Ω in 15 ms, and start TOF. Thus, for $r > r_c$ where it is adiabatic given the ramping speed and a sufficiently large energy gap $\Omega_{\text{eff}}(r)$, atoms in the dressed bands $|\bar{\xi}_1(r)\rangle, |\bar{\xi}_0(r)\rangle, |\bar{\xi}_{-1}(r)\rangle$ are mapped to the bare spin states $|+1\rangle, |0\rangle, |-1\rangle$, respectively [S7, S8]. We apply Stern-Gerlach gradient during TOF, and use a repumping laser to pump the atoms from $|F = 1\rangle$ to $|F = 2\rangle$ before the absorption imaging.

Consider the condensate component before TOF starts. For dressed atoms with the external part of wave function $\varphi_{n,\ell}(r, z)$ and the normalized spinor state $|\bar{\xi}_n(\ell, r)\rangle$ in Eq. (S15), it is mapped to the bare spin $|m_F = n, \ell + n\hbar\rangle$ with the external wave function unchanged. This mapping is valid when the δ -dependent light shift potentials ε_n of the dressed state for $n = \pm 1$ are not so large to deform the external wave function during the ramping of δ in deloading. After TOF starts, if all the spin components expand together, after the expansion each spin corresponds to a dilation of the in-situ profile by the same factor under the approximation of neglected c_2 , which is verified by the TOF simulations (Fig. S1). In the case with Stern-Gerlach gradient which spatially separates the spin components, the dilation does not apply while the respective number in each dressed state are mapped to respective bare spin states. Finally we consider the thermal component resulting from the collisional relaxation from $|\bar{\xi}_0\rangle$ to $|\bar{\xi}_{-1}\rangle$: after TOF it gives momentum distributions of each spin component regardless whether the Stern-Gerlach gradient is applied, provided the interaction during TOF is neglected.

DATA ACQUISITION AND ANALYSIS

For data in Fig. 2 and Fig. 4, the imaging is performed with the microwave spectroscopy selective to the bare spin m_F . i.e., each m_F image corresponds to an individual experimental realization. The deloading data in Fig. 3 is taken with Stern-Gerlach gradient during TOF, where images of all spin $|m_F\rangle$ states are taken in a single shot (see inset).

For Fig. 2 data, we average over about 10 images taken under identical conditions; this takes into account the shot-to-shot BEC number variation with a standard deviation (σ) $\sim 3\%$, and reduces the photon shot noise. Given the short-term pointing stability of the dipole beams and of the Raman LG beam which determine the center of BEC and vortices, respectively, we post-select images whose vortex positions in $|m_F = \pm 1\rangle$ with respect to the BEC center are $< 0.63 \mu\text{m}$ (converted from TOF position to in-situ position). We determine $\delta/2\pi$ from the rf-spectroscopy with an uncertainty of $\lesssim 0.1$ kHz. With the given field noise at a fixed $t_h = 1$ ms, we post-select images whose optical density of the $|0\rangle$ component are within one σ ; this excludes data with large variation of δ .

In Fig. 2a, at $\delta = 0$ the measured spin texture fraction of $|m_F = 0\rangle$ $D_0/(D_1 + D_0 + D_{-1})$ is about 0.1 at $r = 0$, which is much smaller than the expected 1.0, since the vortices in $|\pm 1\rangle$ ideally have the optical densities $D_{-1} = D_1 = 0$ at $r = 0$. This is consistent with the observation that D_0 's $1/e^2$ radius is larger than the $\approx 90 \mu\text{m}$ BEC radius (after TOF), and much larger than the $\approx 15 \mu\text{m}$ predicted by TOF simulations (see Fig. S1a). This disagreement is likely due to that at exact resonance, $\delta = 0$, the dressed state loading is affected by technical noises in the Raman beams and the small non-adiabatic spin fraction deviates from the prediction.

For data in Fig. 4, from individually taken images of $|m_F = \pm 1\rangle$, we post select those whose BEC centers are sufficiently close before the Raman beam is turned off, in the presence of the dipole beam's point stability. We collect 10 images from individual experimental realizations for both $|1\rangle$ and $|-1\rangle$ (D_0 is not discernible), take the sum of total optical density $D_1 + D_{-1}$ from the $10^2 = 100$ combinations, and fit them to 2D TF profiles. We select the pair with best fit for each t_{on} and display them in Fig. 4. For a given t_{on} , we find that about three best-fit pairs have similar magnetization images and are thus representative, indicating such post-selection is effective.

* Electronic address: linyj@gate.sinica.edu.tw

- [S1] T.-L. Ho, Physical Review Letters **81**, 742 (1998).
- [S2] Y. Kawaguchi and M. Ueda, Physics Reports **520**, 253 (2012).
- [S3] I. B. Spielman, in *Annual Review of Cold Atoms and Molecules* (WORLD SCIENTIFIC, 2013), pp. 145–187.
- [S4] Y.-J. Lin, A. R. Perry, R. L. Compton, I. B. Spielman, and J. V. Porto, Phys. Rev. A **79**, 063631 (2009).
- [S5] G. Reinaudi, T. Lahaye, Z. Wang, and D. Guéry-Odelin, Optics Letters **32**, 3143 (2007).
- [S6] J.-Y. Choi, W. J. Kwon, and Y.-I. Shin, Physical Review Letters **108**, 035301 (2012).
- [S7] R. A. Williams, L. J. LeBlanc, K. Jiménez-García, M. C. Beeler, A. R. Perry, W. D. Phillips, , and I. B. Spielman, Science **335**, 314 (2012).
- [S8] Y.-J. Lin, R. L. Compton, K. Jiménez-García, W. D. Phillips, J. V. Porto, and I. B. Spielman, Nature Physics **7**, 531 (2011).