

BOPfox program for tight-binding and analytic bond-order potential calculations

T. Hammerschmidt,^{1,2} B. Seiser,^{1,2} M. E. Ford,^{1,2} A.N. Ladines,¹ S. Schreiber,¹ N. Wang,¹ J. Jenke,¹ Y. Lysogorskiy,¹ C. Teijeiro,³ M. Mrovec,¹ M. Cak,¹ E. R. Margine,^{2,4} D. G. Pettifor,² and R. Drautz^{1,2}

¹*Atomistic Modelling and Simulation, ICAMS, Ruhr-Universität Bochum, D-44801 Bochum, Germany*

²*Department of Materials, University of Oxford, Parks Road, Oxford OX1 3PH, United Kingdom*

³*High-Performance Computing in Materials Science, ICAMS, Ruhr-Universität Bochum, D-44801 Bochum, Germany*

⁴*Department of Physics, Applied Physics and Astronomy, Binghamton University, State University of New York, Vestal, New York 13850, USA*

Bond-order potentials (BOPs) provide a local and physically transparent description of the interatomic interaction. Here we describe the efficient implementation of analytic BOPs in the BOPfox program and library. We discuss the integration of the underlying non-magnetic, collinear-magnetic and noncollinear-magnetic tight-binding models that are evaluated by the analytic BOPs. We summarize the flow of an analytic BOP calculation including the determination of self-returning paths for computing the moments, the self-consistency cycle, the estimation of the band-width from the recursion coefficients, and the termination of the BOP expansion. We discuss the implementation of the calculations of forces, stresses and magnetic torques with analytic BOPs. We show the scaling of analytic BOP calculations with the number of atoms and moments, present options for speeding up the calculations and outline different concepts of parallelisation. In the appendix we compile the implemented equations of the analytic BOP methodology and comments on the implementation. This description should be relevant for other implementations and further developments of analytic bond-order potentials.

I. INTRODUCTION

A key requirement for reliable atomistic simulations is a robust description of the interatomic interaction. Density-functional theory (DFT) calculations provide a reliable treatment of the bond chemistry in many systems but the accessible length- and time-scales are limited due to the computational effort. Larger systems and/or longer time scales become accessible by coarse-graining the electronic structure in DFT to the tight-binding (TB) approximation and further on to the analytic bond-order potentials (BOPs)¹⁻⁵. This leads to a transparent and intuitive framework for modelling the interatomic interaction, including covalent bond formation, charge transfer and magnetism.

The analytic BOPs^{2,4} are closely related to the numerical BOPs⁶ as discussed in Refs.^{7,8}. Both have been applied in simulations of different materials, see Ref.⁹ for an overview. Here we describe our implementation of analytic BOPs in the software package BOPfox¹⁰. BOPfox has already been used in several publications^{8,11-26} and is being continuously extended and optimised. We point out similarities of TB/BOP calculations and computations carried out using other electronic structure methods, and discuss the peculiarities of analytic BOPs in detail. This comprehensive description of the algorithmic framework of analytic BOPs should be of use for other implementations and further developments of analytic BOPs.

In Sec. II we outline the program flow of TB/BOP calculations in BOPfox. Section III is devoted to the discussion of the performance with regard to scaling, speed-up and parallelisation. The full set of equations that is evaluated during an analytic BOP calculation is compiled

in the appendix with details of the implementation and references to the original derivations.

II. PROGRAM FLOW

A. Overview

The typical flow for computing the bond energy with a non-magnetic analytic BOP is sketched in Fig. 1 and discussed in detail in the following. The real-space BOP calculations can easily be complemented by reciprocal-space TB calculations that employ the same Hamiltonian matrix elements.

B. Input files

The initial stage of TB and BOP calculations in BOPfox is (i) reading the central control file (`infox.bx`), (ii) the specified structure file (default: `structure.bx`) and (iii) the specified model file with the TB/BOP parameters (default: `models.bx`). The presently available TB/BOP models in BOPfox include parameters for magnetic calculations for Fe^{19,27,28}, Fe-C^{29,30}, for non-magnetic calculations for V³¹, Cr³¹, Nb^{17,31}, Mo^{17,31}, Ta^{17,31}, W^{17,31,32}, Ir³³, Si-N³⁴, and a canonical *d*-band model³⁵. The set of TB/BOP parametrisations available in BOPfox is being constantly extended.

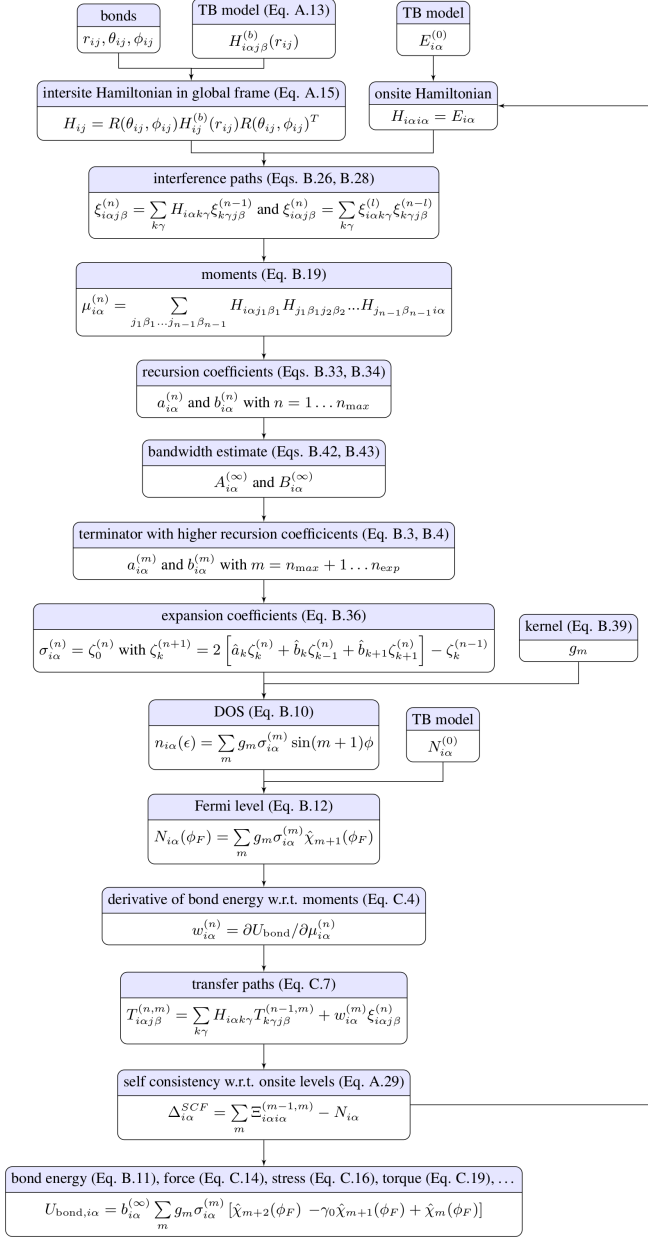


FIG. 1: Overview of the calculation of the bond energy for a non-magnetic system with analytic BOPs in BOPfox.

C. Initialisation

Two neighbour-lists of the crystal structure are created by setting up ghost cells and constructing cell linked-lists. The implementation scales linearly with the number of atoms. The short-ranged neighbour-list is used for the construction of the intersite matrix elements of the Hamiltonian ($H_{i\alpha j\beta}$ in Fig. 1), interference paths ($\xi_{i\alpha j\beta}^{(n)}$ in Fig. 1) and transfer paths ($T_{i\alpha j\beta}^{(n,m)}$ in Fig. 1). The second, long-range neighbour-list is used for the evaluation of the repulsive energy.

D. Hamiltonian

For each pair of atoms, the Hamiltonian matrix elements $H_{i\alpha j\beta}$ are constructed (Eq. A13) with the specified tight-binding model and rotated to the global coordinate system (Eq. A15). TB/BOP calculations taking into account collinear or non-collinear magnetism use Hamiltonians with spin-dependent onsite levels as given in Eq. A17 and A18, respectively. The implementation of collinear magnetism in BOPfox uses a loop over the \uparrow and \downarrow spin channels. The calculations for the individual spin channels are very similar to non-magnetic BOP calculations. The similar processes involved in non-collinear magnetic calculations, collinear magnetic calculations and non-magnetic calculations (see C) allow reuse of large portions of the code for each type of calculation. Switching the implementation to non-collinear magnetism is controlled by a preprocessor flag in the Makefile that includes the relevant parts of the source code.

E. DOS and Fermi energy

A key difference between the TB and BOP implementations is the calculation of the local density of states (DOS) $n_{i\alpha}(E)$: (i) In analytic BOP calculations the pairwise $H_{i\alpha j\beta}$ are used to construct $n_{i\alpha}(E)$ in real space as outlined in B1. (ii) In TB calculations the $H_{i\alpha j\beta}$ are used to generate a Hamiltonian with periodic boundary conditions that is diagonalised in reciprocal space using LAPACK routines³⁶.

The local DOS $n_{i\alpha}(E)$, whether obtained using TB calculations in reciprocal space or using BOP calculations in real space, is integrated up to the Fermi energy E_F . The Fermi energy is determined by the bisection method to match the sum of electrons in all orbitals with the total number of electrons in the system.

F. Self-consistency

The onsite levels $H_{i\alpha i\alpha}$ are optimised in the self-consistency loop (Eq. A30 or Eq. A29) until the contributions to the binding energy (Eqs. A1- A11) and the forces (Eq. C14) can be computed. The self-consistency condition in TB and BOP calculations is approached iteratively. The onsite levels $E_{i\alpha}^{(n+1)}$ of step $n+1$ in the self-consistency loop are computed according to Eqs. A30 and A29 from $n_{i\alpha}^{(n)}(E)$ that was obtained for the Hamiltonian with onsite levels $E_{i\alpha}^{(n)}$. With the new $E_{i\alpha}^{(n+1)}$, the Hamiltonian is updated and the new $n_{i\alpha}^{(n+1)}(E)$ is computed. In BOPfox, the input and output values of the onsite levels can be mixed (i) linearly, (ii) with the Broyden method³⁷, (iii) with the FIRE algorithm³⁸ or (iv) with molecular dynamics of onsite levels using a damped Verlet algorithm. In all mixers, the self-consistency loop is

carried out until the specified convergence limit or maximum number of steps is reached. The convergence of the different mixers depends on the particular system at hand, particularly for magnetic systems³⁹.

G. Energy and force contributions

In TB, the bond energy is obtained by integrating the local electronic DOS $n_{i\alpha}(E)$ of the eigenvalues, which result from diagonalisation of the Hamiltonian, with the Methfessel-Paxton scheme⁴⁰ or the improved tetrahedron method⁴¹. In analytic BOPs, the bond energy is determined analytically from the local electronic DOS $n_{i\alpha}(E)$ and the Fermi energy E_F , see A.

In both TB and BOP calculations, the forces can be used for structural relaxation and MD simulations within BOPfox. The current implementation includes several relaxation algorithms (e.g. damped MD, conjugate gradient⁴², L-BFGS^{43,44}, FIRE³⁸) as well as standard MD schemes (e.g. Verlet⁴⁵, velocity Verlet⁴⁶).

H. BOPfox as library: BOPlib

BOPfox provides an application programming interface (API) for communication with external software. The API takes the system configuration (species, positions, onsite levels, etc.) as arguments, starts a TB/BOP calculation and returns atomic binding energies, forces, stresses and torques. The combination of API and BOPfox subroutines can be compiled to a static or dynamic library called BOPlib. With BOPlib the TB/BOP

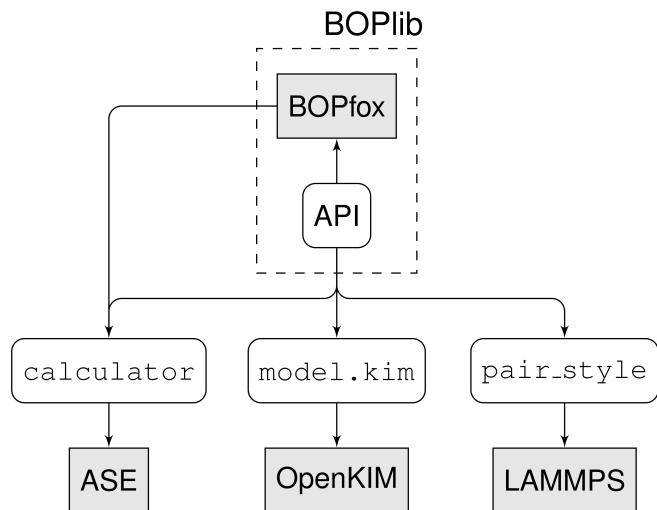


FIG. 2: Combination of BOPfox with ASE⁴⁷, openKIM⁴⁸ and LAMMPS⁴⁹ by the BOPlib API.

calculations can be fully integrated with other external software as sketched in Fig. 2. In particular, BOPfox

can be addressed from ASE⁴⁷ as `calculator` with either BOPfox as system call or BOPlib as linked library. BOPlib can also be configured as `KIM model` to be linked to openKIM⁴⁸ and as `pair_style` potential to be linked with LAMMPS⁴⁹.

III. PERFORMANCE

A. Scalability

The computational effort of energy and force calculations with analytic BOPs is largely dominated by the evaluation of interference paths (Eq. B19) and transfer paths (Eq. C6). The theoretical scalability of the computational effort with respect to the number of atoms and the number of moments is discussed in a detailed complexity analysis and systematic benchmarks in Ref.²³. For typical choices of the number of moments, the complexity of the calculations increases with the number of moments to the power of approximately 4.5. The implementation of analytic BOPs in BOPfox reaches this theoretical scaling limit²³. The increase in the computational effort with the number of atoms is linear (Fig. 3) due to the use of linear-scaling linked-cell lists and the locality of the BOP expansion.

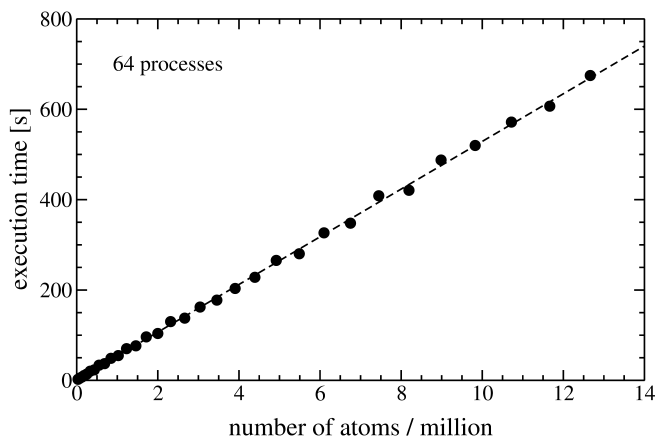


FIG. 3: Linear scaling of the execution time with the number of atoms in the analytic BOP simulations. The dashed line indicates a linear fit of the data points. Technical details of the benchmark are given in Ref.²⁴.

B. Speed-ups

BOPfox provides several options to accelerate the energy and force calculations with analytic BOPs:

(i) The interference paths that are determined to evaluate the moments of the DOS are also needed to compute the bond-order type term $\hat{\Theta}_{i\alpha\nu j\beta\mu}$ for the self-consistency (Eq. A29) and the forces (Eq. C14). An obvious approach

to improve the computational speed is therefore to store the interference paths. The resulting increase in memory limits this optimisation to moderate system sizes.

(ii) The self-consistency cycle involves the modification of onsite levels $E_{i\alpha}$ which necessitates the repeated computation of new interference paths (Eq. B25). This can hardly be avoided. However, small changes in the local atomic structure typically lead to only small changes in the self-consistent onsite levels. Hence for relaxations and MD simulations, the computation time can be reduced by initializing the onsite levels to the values of the previous step. For typical step sizes of relaxations or MD simulations, this leads to significant speed-ups in successive self-consistent energy or force evaluations as fewer self-consistency steps need to be carried out.

(iii) In many cases the interatomic interaction is dominated by the influence of the local environment of a given atom rather than effects due to atoms located further away. In the BOP framework, this expected short-sightedness of the interaction corresponds to a greater importance of the interference paths which sample the nearby environment as compared to those that reach out to more distant atoms. A straight-forward improvement in performance is, therefore, to introduce a maximum radius for the interference paths. In this way the immediate neighbourhood is fully sampled, while the paths that reach beyond a specified maximum radius are neglected. This introduces an additional level of approximation.

C. Parallelisation

The computation of forces and energies using analytic BOPs is perfectly suited for parallel execution. BOPfox provides different concepts of parallelisation. Here we provide only an overview, the details and performance analysis are discussed in detail in the respective references given below. Switching between different parallelisations is performed during compilation time with pre-processor flags.

(i) The shared-memory parallelisation based on OpenMP provides a straight-forward parallelisation of the loops for computing the interference paths (Eqs. B26-B28) and the transfer matrices (Eqs. C6-C9). In this implementation all operations make use of the same arrays which are allocated for the whole simulation cell. Therefore the maximum size of the simulation cell is limited by the available memory.

(ii) The shared-memory parallelisation²⁴ based on MPI uses a TODO list of operations that is distributed to different threads. As for the shared-memory OpenMP parallelisation, the working arrays are allocated for the whole simulation cell, which leads to a memory limitation. This parallelisation approach is also suitable and implemented for GPU processing.

(iii) The distributed-memory parallelisation²⁴ based on MPI performs a domain decomposition of the simulation cell and thereby reduces the memory required per thread

of the parallel execution. This implementation was optimised to reduce communication and to avoid redundant operations due to the overlap of interference-paths calculations in the distributed domains. The implementation

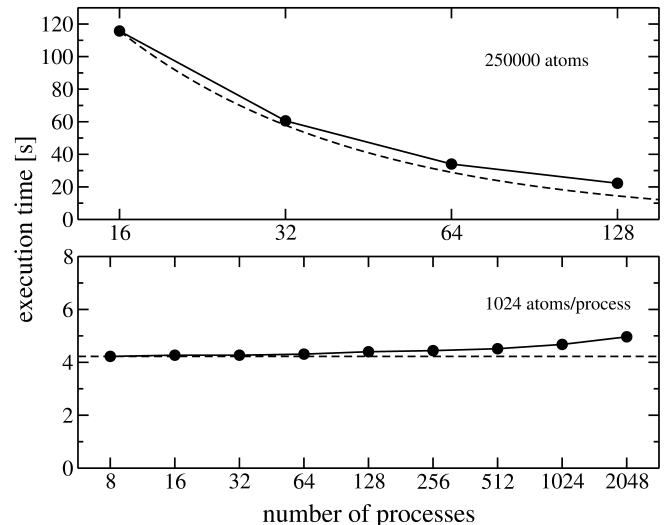


FIG. 4: Strong scaling of execution time with the number of processes for fixed system size (top) and weak scaling of execution time with the number of processes for fixed size of individual processes (bottom). The dashed lines indicate ideal strong scaling and ideal weak scaling. Technical details of the benchmark are given in Ref.²⁴.

in BOPfox reaches excellent strong scaling (Fig. 4, top), i.e. a linear decrease of the computation time for a fixed system size with the number of processes. At the same time it also shows excellent weak scaling (Fig. 4, bottom), i.e. a constant execution time for increasing system size at a constant number of atoms per process.

(iv) The hybrid parallelisation²⁵ is a combination of shared-memory and distributed-memory parallelisation that was developed to make use of the multi-core CPU architectures and multi-threading-capabilities of modern supercomputers. Here, the system is decomposed into domains that are distributed to different nodes using MPI. On each node the operations are then carried out on the same memory using OpenMP.

IV. CONCLUSIONS

Analytic BOPs provide a local and physically transparent description of the interatomic interaction. The BOPfox program package provides an implementation of analytic BOPs for non-magnetic, collinear-magnetic and noncollinear-magnetic calculations. It computes analytic forces, stresses and magnetic torques. For completeness, we compiled the implemented equations of the analytic BOPs with references to the original publications and comments on the implementation in the appendix. This comprehensive description of the algorithmic framework

should prove beneficial for a broader community of users and developers of analytic BOPs.

The implementation is highly efficient and provides linear scaling of the computation time for energies and forces with the number of atoms. The different parallelisations make it possible to run the calculations with optimum use of the hardware resources for a given problem size. The program can be compiled as standalone program or as library with an API for linking with an external software.

Acknowledgements

We wish to dedicate this paper to the memory of our coauthor Professor David G. Pettifor CBE FRS, who sadly passed away before the work was completed. We are grateful to Ting Qin, Paul Kamenski, Johnny Drain, Jan Gehrman, Aleksey Kolmogorov, Thomas Schablitzki, Martin Staadt and Jutta Rogal for discussions and for

their feedback using BOPfox. TH, BS, RD, and DGP acknowledge funding from the Engineering and Physical Sciences Research Council (EPSRC) of the United Kingdom through the project *Alloys by Design*. AL, TH and RD acknowledge financial support by the German Research Foundation (DFG) through research grant HA 6047/4-1 and project C1 and C2 of the collaborative research centre SFB/TR 103. SS, MC, TH and RD acknowledge funding through the project *Damage Tolerant Microstructures in Steel* by thyssenkrupp Steel Europe AG and Benteler Steel Tube GmbH. MEF acknowledges funding from the EPSRC through a University of Oxford, Department of Materials Doctoral Training Award (DTA). CT acknowledges funding from thyssenkrupp Steel Europe AG through the HPC group. MC acknowledges financial support by the DFG through research grant CA 1553/1-1. E.R.M. acknowledges the NSF support (Award No. OAC-1740263). Part of the work of NW and AL was carried out in the framework of the International Max-Planck Research School SurMat.

-
- ¹ D. G. Pettifor, *Bonding and Structure of Molecules and Solids*, Oxford Science Publications, 1995.
 - ² R. Drautz, D. G. Pettifor, Valence-dependent analytic bond-order potential for transition metals, *Phys. Rev. B* 74 (2006) 174117.
 - ³ M. W. Finnis, Bond-order potentials through the ages, *Prog. Mat. Sci.* 52 (2007) 133.
 - ⁴ R. Drautz, D. G. Pettifor, Valence-dependent analytic bond-order potential for magnetic transition metals, *Phys. Rev. B* 84 (2011) 214114.
 - ⁵ R. Drautz, T. Hammerschmidt, M. Cak, D. G. Pettifor, Bond-order potentials: Derivation and parameterization for refractory elements, *Mod. Sim. Mat. Sci. Eng.* 23 (2015) 074004.
 - ⁶ A. Horsfield, A. M. Bratkovsky, M. Fearn, D. G. Pettifor, M. Aoki, Bond-order potentials: Theory and implementation, *Phys. Rev. B* 53 (1996) 12694.
 - ⁷ T. Hammerschmidt, R. Drautz, Bond-order potentials for bridging the electronic to atomistic modelling hierarchies, in: J. Grotendorst, N. Attig, S. Blügel, D. Marx (Eds.), *NIC Series 42 - Multiscale Simulation Methods in Molecular Science*, Jülich Supercomputing Centre, 2009, p. 229.
 - ⁸ M. Cak, T. Hammerschmidt, R. Drautz, Comparison of analytic and numerical bond-order potentials for W and Mo, *J. Phys.: Cond. Mat.* 25 (2013) 265002.
 - ⁹ T. Hammerschmidt, R. Drautz, D. G. Pettifor, Atomistic modelling of materials with bond-order potentials, *Int. J. Mat. Sci.* 100 (2009) 1479.
 - ¹⁰ www.bopfox.de.
 - ¹¹ T. Hammerschmidt, B. Seiser, R. Drautz, D. G. Pettifor, Modelling topologically close-packed phases in superalloys: Valence-dependent bond-order potentials based on ab-initio calculations, in: R. C. Reed, K. Green, P. Caron, T. Gabb, M. Fahrman, E. Huron, S. Woodward (Eds.), *Superalloys 2008, The Metals, Minerals and Materials Society*, 2008, p. 847.
 - ¹² Y. Chen, A. N. Kolmogorov, D. G. Pettifor, J.-X. Shang, Y. Zhang, Theoretical analysis of structural stability of TM_5Si_3 transition metal silicides, *Phys. Rev. B* 82 (2010) 184104.
 - ¹³ B. Seiser, T. Hammerschmidt, A. N. Kolmogorov, R. Drautz, D. G. Pettifor, Theory of structural trends within 4d and 5d transition metals topologically close-packed phases, *Phys. Rev. B* 83 (2011) 224116.
 - ¹⁴ T. Hammerschmidt, G. K. H. Madsen, J. Rogal, R. Drautz, From electrons to materials, *Phys. Stat. Sol. B* 248 (2011) 2213.
 - ¹⁵ T. Hammerschmidt, B. Seiser, M. Cak, R. Drautz, D. G. Pettifor, Structural trends of topologically close-packed phases: Understanding experimental trends in terms of the electronic structure, in: E. S. Huron, R. C. Reed, M. C. Hardy, M. J. Mills, R. E. Montero, P. D. Portella, J. Telesman (Eds.), *Superalloys 2012, The Metals, Minerals and Materials Society*, 2012, p. 135.
 - ¹⁶ T. Schablitzki, J. Rogal, R. Drautz, Topological fingerprints for intermetallic compounds for the automated classification of atomistic simulation data, *Mod. Sim. Mat. Sci. Eng.* 21 (2013) 0755008.
 - ¹⁷ M. Cak, T. Hammerschmidt, J. Rogal, V. Vitek, R. Drautz, Analytic bond-order potentials for the bcc refractory metals Nb, Ta, Mo and W, *J. Phys.: Cond. Mat.* 26 (2013) 195501.
 - ¹⁸ J. F. Drain, R. Drautz, D. G. Pettifor, Magnetic analytic bond-order potential for modeling the different phases of Mn at zero Kelvin, *Phys. Rev. B* 89 (2014) 134102.
 - ¹⁹ M. Ford, R. Drautz, T. Hammerschmidt, D. G. Pettifor, Convergence of an analytic bond-order potential for collinear magnetism in Fe, *Modelling Simul. Mater. Sci. Eng.* 22 (2014) 034005.
 - ²⁰ C. Teijeiro, T. Hammerschmidt, R. Drautz, G. Sutmann, Parallel bond order potentials for materials science simulations, in: P. Iványi, B. Topping (Eds.), *Proceedings of the Fourth International Conference on Parallel, Distributed, Grid and Cloud Computing for Engineering, Civil-Comp*

- Press, Edinburgh, UK, 2015.
- 21 M. Ford, R. Drautz, D. G. Pettifor, Non-collinear magnetism with analytic bond-order potentials, *J. Phys.: Cond. Mat.* 27 (2015) 086002.
 - 22 T. Hammerschmidt, A. Ladines, J. Koßmann, R. Drautz, Crystal-structure analysis with moments of the density-of-states: Application to intermetallic topologically close-packed phases, *Crystals* 6 (2016) 18.
 - 23 C. Teijeiro, T. Hammerschmidt, B. Seiser, R. Drautz, G. Sutmann, Complexity analysis of simulations with analytic bond-order potentials, *Mod. Sim. Mat. Sci. Eng.* 24 (2016) 025008.
 - 24 C. Teijeiro, T. Hammerschmidt, R. Drautz, G. Sutmann, Efficient parallelisation of analytic bond-order potentials for large atomistic simulations, *Comp. Phys. Comm.* 204 (2016) 64.
 - 25 C. Teijeiro, T. Hammerschmidt, R. Drautz, G. Sutmann, Optimized parallel simulations of analytic bond-order potentials on hybrid shared/distributed memory with MPI and OpenMP, *Int. J. High Perf. Comp. App.* (in print: <https://doi.org/10.1177/1094342017727060>).
 - 26 J. Jenke, A. Subramanyam, M. Densow, T. Hammerschmidt, D. G. Pettifor, R. Drautz, Chemistry informed structure map for measuring similarity of atomic environments, *Phys. Rev. B*, under review.
 - 27 M. Mrovec, D. Nguyen-Manh, C. Elsässer, P. Gumbsch, Magnetic bond-order potential for iron, *Phys. Rev. Lett.* 106 (2011) 246302.
 - 28 G. K. H. Madsen, E. McEniry, R. Drautz, Optimized orthogonal tight-binding basis: Application to iron, *Phys. Rev. B* 83 (2011) 184119.
 - 29 N. Hatcher, G. K. H. Madsen, R. Drautz, DFT-based tight-binding modeling of iron-carbon, *Phys. Rev. B* 86 (2012) 155115.
 - 30 S. Schreiber, M. Cak, T. Hammerschmidt, R. Drautz, in preparation.
 - 31 Y.-S. Lin, M. Mrovec, V. Vitek, A new method for development of bond-order potentials for transition bcc metals, *Mod. Sim. Mat. Sci. Eng.* 22 (2014) 034022.
 - 32 M. Mrovec, R. Gröger, A. G. Bailey, D. Nguyen-Manh, C. Elsässer, V. Vitek, Bond-order potential for simulations of extended defects in tungsten, *Phys. Rev. B* 75 (2007) 104119.
 - 33 M. J. Cawkwell, D. Nguyen-Manh, D. G. Pettifor, V. Vitek, Construction, assessment and application of bond-order potential for iridium, *Phys. Rev. B* 73 (2006) 064104.
 - 34 J. Gehrman, D. G. Pettifor, A. Kolmogorov, M. Reese, M. Mrovec, C. Elsässer, R. Drautz, Reduced tight-binding models for elemental Si and N, and ordered binary Si-N systems, *Phys. Rev. B* 91 (2015) 054109.
 - 35 O. K. Andersen, W. Klose, H. Nohl, Electronic structure of Chevrel-phase high-critical-field superconductors, *Phys. Rev. B* 17 (1978) 1209.
 - 36 E. Anderson, Z. Bai, C. Bischof, S. Blackford, J. Demmel, J. Dongarra, J. Du Croz, A. Greenbaum, S. Hammarling, A. McKenney, D. Sorensen, *LAPACK Users' Guide*, 3rd Edition, Society for Industrial and Applied Mathematics, Philadelphia, PA, 1999.
 - 37 C. G. Broyden, A class of methods for solving nonlinear simultaneous equations, *Math. Comp.* 19 (1965) 577.
 - 38 E. Bitzek, P. Koskinen, F. Gähler, M. Moseler, P. Gumbsch, Structural relaxation made simple, *Phys. Rev. Lett.* 97 (2006) 170201.
 - 39 P. Soin, A. Horsfield, D. Nguyen-Manh, Efficient self-consistency for magnetic tight-binding, *Comp. Phys. Comm.* 182 (2011) 1350.
 - 40 M. Methfessel, A. Paxton, High-precision sampling for Brillouin-zone integration in metals, *Phys. Rev. B* 40 (1989) 3616.
 - 41 P. E. Blöchl, O. Jepsen, O. K. Andersen, Improved tetrahedron method for Brillouin-zone integrations, *Phys. Rev. B* 49 (1994) 16223.
 - 42 J. Gilbert, J. Nocedal, Global convergence properties of conjugate gradient methods, *SIAM J. Optimization* 2 (1992) 21.
 - 43 C. Zhu, R. Byrd, P. Lu, J. Nocedal, L-BFGS-B: A limited memory FORTRAN code for solving bound constrained optimization problems, Tech. Report, NAM-11, EECS Department, Northwestern University.
 - 44 R. Byrd, P. Lu, J. Nocedal, C. Zhu, A limited memory algorithm for bound constrained optimization, *SIAM J. Sci. Comp.* 16 (1995) 16 (1995) 1190.
 - 45 L. Verlet, Computer experiments on classical fluids. I. Thermodynamical properties of lennardjones molecules, *Phys. Rev.* 159 (1967) 98.
 - 46 W. Swope, H. Andersen, P. Berens, K. Wilson, A computer simulation method for the calculation of equilibrium constants for the formation of physical clusters of molecules: Application to small water clusters, *J. Chem. Phys.* 76 (1982) 648.
 - 47 S. Bahn, K. Jacobsen, An object-oriented scripting interface to a legacy electronic structure code, *Comput. Sci. Eng.* 4 (2002) 56.
 - 48 E. Tadmor, R. Elliott, J. Sethna, R. Miller, C. Becker, The potential of atomistic simulations and the knowledgebase of interatomic models, *JOM* 63 (2011) 17.
 - 49 S. Plimpton, Fast parallel algorithms for short-range molecular dynamics, *J. Comp. Phys.* 117 (1995) 1.
 - 50 A. P. Sutton, M. W. Finnis, D. G. Pettifor, Y. Ohta, The tight-binding bond model, *J. Phys. C* 21 (1988) 35.
 - 51 E. Margine, D. G. Pettifor, Competition between crystal-field, overlap, and three-center contributions in h_n eigen-spectra, *Phys. Rev. B* 89 (2014) 235134.
 - 52 J. Hubbard, Electron correlations in narrow energy bands, *Proc. R. Soc. A* 276 (1963) 238.
 - 53 L. Goodwin, A. J. Skinner, D. G. Pettifor, Generating transferable tight-binding parameters - Application to silicon, *Europhys. Lett.* 9 (1989) 701.
 - 54 E. Stoner, Collective electron ferromagnetism, *Proc. R. Soc. A* 169 (1939) 339.
 - 55 J. Kübler, K.-H. Höck, J. Sticht, A. Williams, Density functional theory of non-collinear magnetism, *J. Phys. F: Met. Phys.* 18 (1988) 469.
 - 56 D. Nguyen-Manh, D. G. Pettifor, V. Vitek, Analytic environment-dependent tight-binding bond-integrals: Application to MoSi_2 , *Phys. Rev. Lett.* 85 (2000) 4136.
 - 57 P.-O. Löwdin, On the nonorthogonality problem connected with the use of atomic wave functions in the theory of molecules and crystals, *J. Chem. Phys.* 18 (1950) 365.
 - 58 B. Seiser, D. G. Pettifor, R. Drautz, Analytic bond-order potential expansion of recursion-based methods, *Phys. Rev. B* 87 (2013) 094105.
 - 59 R. Haydock, Recursive solution of the Schrödinger equation, *Comp. Phys. Comm.* 20 (1980) 11.
 - 60 R. Haydock, V. Heine, M. J. Kelly, Electronic structure based on the local atomic environment for tight-binding bands, *J. Phys. C: Sol. Stat. Phys.* 5 (1972) 2845.

- ⁶¹ C. Lanczos, An iteration method for the solution of the eigenvalue problem of linear differential and integral operators, *J. Res. Natl. Bur. Stand.* 45 (1950) 225.
- ⁶² R. Haydock, V. Heine, M. Kelly, Electronic structure based on the local atomic environment for tight-binding bands : I, *J. Phys. C: Solid State Phys.* 8 (1975) 2591.
- ⁶³ P. E. A. Turchi, F. Ducastelle, G. Treglia, Band gaps and asymptotic behaviour of continued fraction coefficients, *J. Phys. C: Solid State Phys.* 15 (1982) 2891.
- ⁶⁴ F. Cryot-Lackmann, On the electronic structure of liquid transition metals, *Adv. Phys.* 16 (1967) 393.
- ⁶⁵ P. E. A. Turchi, Interplay between local environment effect and electronic structure properties in close packed structures, *Mat. Res. Soc. Symp. Proc.* 206 (1991) 265.
- ⁶⁶ M. Aoki, Rapidly convergent bond order expansion for atomistic simulations, *Phys. Rev. Lett.* 71 (1993) 3842.
- ⁶⁷ R. Haydock, Recursive solution of Schrödinger's equation, *Sol. Stat. Phys.* 35 (1980) 215.
- ⁶⁸ A. P. Horsfield, A computationally efficient differentiable tight-binding energy functional, *Mater. Sci. Eng. B* 37 (1996) 219.
- ⁶⁹ A. Weiße, G. Wellein, A. Alvermann, H. Fehske, The kernel polynomial method, *Rev. Mod. Phys.* 78 (2006) 275.
- ⁷⁰ R. Haydock, R. Johannes, The electronic structure of transition metal laves phases, *J. Phys. F: Met. Phys.* 5 (1975) 2055.
- ⁷¹ N. Beer, D. G. Pettifor, The recursion method and the estimation of local densities of states, in: P. Phariseau, W. M. Temmermann (Eds.), *The Electronic Structure of Complex Systems*, Plenum Press, New York, 1984, p. 769.
- ⁷² S. A. Gerschogorin, Über die Abgrenzung der Eigenwerte einer Matrix, *Bulletin der L'Académie des Sciences de l'URSS* 6 (1931) 749.
- ⁷³ H. Hellmann, *Einführung in die Quantenchemie*, Deuticke, Leipzig, 1937.
- ⁷⁴ R. P. Feynman, Forces in molecules, *Phys. Rev.* 56 (1939) 340.
- ⁷⁵ T. Gilbert, A phenomenological theory of damping in ferromagnetic materials, *IEEE Trans. Mag.* 40 (2004) 3433.

Appendix A: Binding energy in TB and BOP

1. Energy contributions

The TB and BOP calculations within BOPfox are based on the TB bond model^{5,50} that can be obtained as a second-order expansion of the DFT energy⁴. In the absence of external fields the total binding energy is given by

$$U_B = U_{\text{bond}} + U_{\text{prom}} + U_{\text{ion}} + U_{\text{es}} + U_{\text{rep}} + U_X. \quad (\text{A1})$$

The covalent bond energy U_{bond} summarizes the energy that originates from the formation of chemical bonds between the atoms. Its onsite representation

$$U_{\text{bond}} = \sum_{i\alpha\nu} \int_{E_{i\alpha\nu}}^{E_F} (E - E_{i\alpha\nu}) n_{i\alpha\nu}(E) dE \quad (\text{A2})$$

is the integral of the local electronic DOS $n_{i\alpha\nu}(E)$ up to the Fermi energy E_F for each orbital α and spin ν of

atom i with onsite level $E_{i\alpha\nu}$. The equivalent intersite representation

$$U_{\text{bond}} = \sum_{i\alpha\nu j\beta\mu}^{i\alpha\nu \neq j\beta\mu} \beta_{i\alpha\nu j\beta\mu} n_{j\beta\mu i\alpha\nu} \quad (\text{A3})$$

is expressed in terms of the density-matrix elements $n_{i\alpha\nu j\beta\mu}$ (Eq. B20) that are identical to the bond order $\Theta_{i\alpha\nu j\beta\mu}(\phi_F)$ aside from a factor of two for non-magnetic systems. The bond integrals^{4,51}

$$\beta_{i\alpha\nu j\beta\mu} = H_{i\alpha\nu j\beta\mu} - \frac{1}{2} (E_{i\alpha\nu} + E_{j\beta\mu}) S_{i\alpha\nu j\beta\mu} \quad (\text{A4})$$

include the Hamiltonian matrix elements $H_{i\alpha\nu j\beta\mu}$ and overlap matrix elements $S_{i\alpha\nu j\beta\mu}$ ⁵. The promotion energy U_{prom} accounts for the redistribution of electrons across orbitals upon bond formation. It is given by

$$U_{\text{prom}} = \sum_{i\alpha\nu} E_{i\alpha\nu}^{(0)} (N_{i\alpha\nu} - N_{i\alpha\nu}^{(0)}) \quad (\text{A5})$$

with (0) indicating the non-magnetic free atom as reference and the number of electrons

$$N_{i\alpha\nu} = \int_{E_{i\alpha\nu}}^{E_F} n_{i\alpha\nu}(E) dE. \quad (\text{A6})$$

The deviation from charge-neutral atoms upon bond formation leads to charges

$$q_{i\alpha\nu} = N_{i\alpha\nu} - N_{i\alpha\nu}^{(0)}. \quad (\text{A7})$$

The energies associated with charge redistribution are approximated to depend only on the total atomic charge

$$q_i = \sum_{\alpha\nu} q_{i\alpha\nu}. \quad (\text{A8})$$

The energy to charge an atom is given by the onsite ionic energy

$$U_{\text{ion}} = \bar{E}_i q_i + \frac{1}{2} \sum_i J_{ii} q_i^2 \quad (\text{A9})$$

that is determined by the electronegativity \bar{E}_i and the resistance against charge transfer J_{ii} that is related to the Hubbard U ⁵². The energy $\bar{E}_i q_i$ is obtained by a weighted average of the reference onsite levels⁴

$$\bar{E}_i = \sum_{\alpha} E_{i\alpha}^{(0)} \Delta q_{i\alpha} \quad (\text{A10})$$

where $\Delta q_{i\alpha}$ is the amount of charge which is gained or lost by orbital $i\alpha$ due to minimization of the binding energy U_B . The interaction of the charged atoms is given by the intersite electrostatic energy

$$U_{\text{es}} = \frac{1}{2} \sum_{i \neq j} J_{ij} q_i q_j \quad (\text{A11})$$

with the Coulomb parameter J_{ij} . The repulsive energy U_{rep} includes all further terms of the second-order expansion of DFT⁵ and is usually parametrised by empirical functions. The exchange energy U_X due to magnetism is approximated by the typically dominating onsite contributions

$$U_X = -\frac{1}{4} \sum_i I_i m_i^2 \quad (\text{A12})$$

with m_i the magnetic moment and I_i the Stoner exchange parameter of atom i . The preparation energy (Eq. 92 in Ref.⁵) vanishes in an unscreened calculation. Further contributions to the energy due to external magnetic or electric fields can be included⁴.

2. Hamiltonian

a. Construction

For each interacting pair of atoms i and j with orbitals α and β , the structure of the pairwise Hamiltonian $H_{ij}^{(b)}$ in the coordinate system of the bond is given by

$$H_{ij}^{(b)} = \begin{matrix} & \begin{matrix} js & jp & jd \end{matrix} \\ \begin{matrix} is \\ ip \\ id \end{matrix} & \begin{pmatrix} \sigma & \sigma & 0 & 0 & \sigma & 0 & 0 & 0 & 0 \\ \sigma & \sigma & 0 & 0 & \sigma & 0 & 0 & 0 & 0 \\ 0 & 0 & \pi & 0 & 0 & \pi & 0 & 0 & 0 \\ 0 & 0 & 0 & \pi & 0 & 0 & \pi & 0 & 0 \\ \hline \sigma & \sigma & 0 & 0 & \sigma & 0 & 0 & 0 & 0 \\ 0 & 0 & \pi & 0 & 0 & \pi & 0 & 0 & 0 \\ 0 & 0 & 0 & \pi & 0 & 0 & \pi & 0 & 0 \\ 0 & 0 & 0 & 0 & 0 & 0 & 0 & \delta & 0 \\ 0 & 0 & 0 & 0 & 0 & 0 & 0 & 0 & \delta \end{pmatrix} \end{matrix} \quad (\text{A13})$$

for the general case of an spd -valent atom i interacting with an spd -valent atom j . The superscript (b) indicates the coordinate system of the bond aligned along the z axis with ordering of the p and d orbitals as p_z, p_x, p_y and $d_{3z^2-r^2}, d_{zx}, d_{yz}, d_{x^2-y^2}, d_{xy}$, respectively. The values of the matrix elements σ and π differ in general for different combinations of orbitals (e.g. $\sigma(is, js) \neq \sigma(ip, jp)$) and atoms (e.g. $\sigma(ip, jd) \neq \sigma(id, jp)$). For combinations of atoms with fewer types of valence orbitals, the Hamiltonian reduces accordingly. The values of the matrix elements $H_{i\alpha j\beta}^{(b)}$ are determined for the interatomic distance $r_{ij} = |\mathbf{r}_{ij}| = |\mathbf{r}_i - \mathbf{r}_j|$ from the values of the distance-dependent bond integrals $\beta_{i\alpha j\beta}(r_{ij})$. The functional form of $\beta_{i\alpha j\beta}(r_{ij})$ depends on the specific TB/BOP model and is, for example, power-law, exponential, or Goodwin-Skinner-Pettifor⁵³ type. The interaction range can be smoothly forced to zero at r_{cut} by multiplication of $\beta_{i\alpha j\beta}(r_{ij})$ with a cosine function

$$f_{\text{cut}}(r_{ij}) = \frac{1}{2} \left(\cos \left(\pi \left[\frac{r_{ij} - (r_{\text{cut}} - d_{\text{cut}})}{d_{\text{cut}}} \right] \right) + 1 \right) \quad (\text{A14})$$

for $r_{\text{cut}} - d_{\text{cut}} \leq r_{ij} \leq r_{\text{cut}}$. For each bond, the pairwise Hamiltonian initialised in the bond coordinate system is rotated to the global coordinate system

$$H_{ij} = R(\theta_{ij}, \phi_{ij}) H_{ij}^{(b)}(r_{ij}) R(\theta_{ij}, \phi_{ij})^T \quad (\text{A15})$$

using rotation matrices $R(\theta_{ij}, \phi_{ij})$ with polar and azimuthal angles θ_{ij} and ϕ_{ij} determined from the orientation of the bond \mathbf{r}_{ij} in the global coordinate system (see D).

b. Magnetism

Magnetism enters the Hamiltonian $H_{i\alpha\mu j\beta\nu}$ via the explicit spin-dependence of the onsite levels $E_{i\alpha\mu\nu}$ ⁴. The spin indices μ and ν span the four quadrants of neighbouring electron spin $\uparrow\uparrow, \uparrow\downarrow, \downarrow\uparrow$ and $\downarrow\downarrow$. The global onsite-level matrix of orbitals α of atom i ²¹

$$\mathbf{E}_{i\alpha} = \begin{pmatrix} E_{i\alpha\uparrow\uparrow} & E_{i\alpha\uparrow\downarrow} \\ E_{i\alpha\downarrow\uparrow} & E_{i\alpha\downarrow\downarrow} \end{pmatrix} \quad (\text{A16})$$

with onsite levels¹⁹

$$\begin{aligned} E_{i\alpha\mu\nu} &= H_{i\alpha\mu i\alpha\nu} \\ &= H_{i\alpha i\alpha}^{(0)} \delta_{\mu\nu} + \mathbf{B}_i \cdot \boldsymbol{\sigma}_{\mu\nu} - \frac{1}{2} I_i \mathbf{m}_i \cdot \boldsymbol{\sigma}_{\mu\nu} + J_i q_i \end{aligned} \quad (\text{A17})$$

depends on the non-magnetic onsite levels $H_{i\alpha i\alpha}^{(0)}$, any external magnetic field \mathbf{B}_i , the Pauli matrices $\boldsymbol{\sigma}_{\mu\nu}$, the Stoner exchange integral I_i ⁵⁴ and the charge q_i .

In the case of *collinear magnetism*¹⁹ with identical axis of spin quantization for all atoms the magnetic moments are parallel or antiparallel to one another. In this case the global magnetic moment direction can be taken to lie along the z -axis of the unit cell. Then the $\uparrow\downarrow$ and $\downarrow\uparrow$ modifications to $H_{i\alpha j\beta}^{(b)}$ vanish and the global onsite-level matrix takes a diagonal form with decoupled $\uparrow\uparrow$ and $\downarrow\downarrow$ modifications. Therefore, we may use separate \uparrow and \downarrow spin channels ν with onsite elements

$$E_{i\alpha\nu} = H_{i\alpha i\alpha}^{(0)} - (-1)^\nu B_z + \frac{1}{2} (-1)^\nu I_i m_i + J_i q_i \quad (\text{A18})$$

for a magnetic moment of

$$m_i = \sum_\alpha (N_{i\alpha\uparrow} - N_{i\alpha\downarrow}) \cdot \quad (\text{A19})$$

In the case of *non-collinear magnetism*²¹, the axis of spin quantization is different for different atoms i . However, with a unitary transformation $\mathbf{U}_{i\alpha}$, the diagonal form of $\mathbf{E}_{i\alpha}$ can be enforced

$$\mathbf{E}_{i\alpha}^{(\text{local})} = \mathbf{U}_{i\alpha} \mathbf{E}_{i\alpha} \mathbf{U}_{i\alpha}^\dagger = \begin{pmatrix} E_{i\alpha}^{\uparrow(\text{local})} & 0 \\ 0 & E_{i\alpha}^{\downarrow(\text{local})} \end{pmatrix} \quad (\text{A20})$$

by a rotation into a local coordinate system that is oriented along the local magnetic moment. The transformation matrix $\mathbf{U}_{i\alpha}$ is defined⁵⁵ in terms of the angle α

between the z direction in the global space, \mathbf{s}_z , and the direction of the local magnetic moment, $\mathbf{s}_{i\alpha}$

$$\cos(\alpha) = \mathbf{s}_z \cdot \mathbf{s}_{i\alpha} \quad (\text{A21})$$

and a vector $\mathbf{n}_{i\alpha}$ that is orthogonal to \mathbf{s}_z and $\mathbf{s}_{i\alpha}$. A computationally convenient way to express the transformation matrix is²¹

$$\mathbf{U}_{i\alpha} = \cos\left(\frac{\alpha}{2}\right) \mathbf{1} - i(\boldsymbol{\sigma} \cdot \mathbf{n}_{i\alpha}) \sin\left(\frac{\alpha}{2}\right) \quad (\text{A22})$$

with the identity matrix $\mathbf{1}$ and the vector of Pauli spin matrices $\boldsymbol{\sigma}$.

c. Screening

The analytic BOP calculations in BOPfox employ orthogonal TB models that can be obtained by approximate transformations of non-orthogonal TB models. This transformation leads to an environment dependency of the bond integrals $\beta_{i\alpha j\beta}(r_{ij})$ in the orthogonal TB model⁵⁶ in terms of screening by environment atoms k with orbitals γ .

The transformation to an orthogonal basis is achieved by a Löwdin transformation⁵⁷

$$\tilde{H}_{i\alpha j\beta} = S_{i\alpha k\gamma}^{-1/2} H_{k\gamma l\delta} S_{l\delta j\beta}^{-1/2}. \quad (\text{A23})$$

The diagonal elements of the overlap matrix are one, it can therefore be written as

$$S_{i\alpha j\beta} = \delta_{i\alpha j\beta} + O_{i\alpha j\beta}. \quad (\text{A24})$$

where $O_{ij} = S_{ij}$ for $i \neq j$ and zero otherwise. Similarly, we can write

$$S_{i\alpha j\beta}^{-1/2} = \delta_{i\alpha j\beta} - \frac{1}{2} \mathfrak{S}_{i\alpha j\beta}. \quad (\text{A25})$$

The screened orthogonal Hamiltonian matrix elements are given as⁵

$$\begin{aligned} \tilde{H}_{i\alpha j\beta}^{(0)} &= H_{i\alpha j\beta}^{(0)} \\ &\quad - \frac{1}{2} \left(H_{i\alpha k\gamma}^{(0)} \mathfrak{S}_{k\gamma j\beta} + \mathfrak{S}_{i\alpha k\gamma} H_{k\gamma j\beta}^{(0)} \right) \\ &\quad + \frac{1}{4} \mathfrak{S}_{i\alpha k\gamma} H_{k\gamma l\delta}^{(0)} \mathfrak{S}_{l\delta j\beta} \end{aligned} \quad (\text{A26})$$

where the bond between atoms i and j is screened by atom k . The matrices $O_{i\alpha j\beta}$ are constructed analogously to the Hamiltonian (Eq. A13) with pairwise distance-dependent parametrisations. In BOPfox, the screening is implemented up to the linear term in \mathfrak{S} , while \mathfrak{S} is approximated to first order as

$$\mathfrak{S}_{i\alpha j\beta} = O_{i\alpha j\beta}. \quad (\text{A27})$$

3. Self-consistency

The onsite levels $E_{i\alpha}$ of the different atoms i in the system are optimised in a self-consistency loop in order to minimise the binding energy (Eq. A1). The target quantity $\Delta_{i\alpha}^{SCF}$ that is minimised with respect to onsite levels⁴, defined by

$$\frac{\partial U_B}{\partial E_{i\alpha}} = \Delta_{i\alpha}^{SCF} \rightarrow 0 \quad (\text{A28})$$

can be expressed for the case of BOP calculations as

$$\Delta_{i\alpha}^{SCF} = \tilde{\Theta}_{i\alpha i\alpha} - N_{i\alpha} = \sum_m \Xi_{i\alpha i\alpha}^{(m-1,m)} - N_{i\alpha}. \quad (\text{A29})$$

The bond-order like term $\Xi_{i\alpha i\alpha}^{(m-1,m)}$ that includes gradients of the moments with respect to onsite levels is explained in detail in C.

The corresponding minimisation target for TB calculations can be written as

$$\begin{aligned} \Delta_{i\alpha}^{SCF} &= E_{i\alpha} - \left(E_{i\alpha}^{(0)} + \sum_{j\beta} J_{i\alpha j\beta} q_j \right) \\ &= \Delta E_{i\alpha} - \sum_{j\beta} J_{i\alpha j\beta} q_j. \end{aligned} \quad (\text{A30})$$

Local-charge neutrality can be enforced by the alternative target quantity

$$\Delta_{i\alpha}^{SCF} = N_{i\alpha}^{(0)} - N_{i\alpha} \quad (\text{A31})$$

or, implicitly, by large values of $J_{i\alpha i\alpha}$.

For *non-collinear magnetism*²¹, the gradient of the binding energy with respect to local onsite levels $E_{i\alpha\nu}^{(\text{local})}$ (Eq. A20), i.e.,

$$\frac{\partial U_B}{\partial E_{i\alpha\nu}^{(\text{local})}} = \tilde{\Theta}_{i\alpha\nu i\alpha\nu}^{(\text{local})} - N_{i\alpha\nu} \quad (\text{A32})$$

involves the unitary transformation

$$\tilde{\Theta}_{i\alpha\nu i\alpha\nu}^{(\text{local})} = \mathbf{U}_{i\alpha\nu} \tilde{\Theta}_{i\alpha\nu i\alpha\nu} \mathbf{U}_{i\alpha\nu}^\dagger \quad (\text{A33})$$

Appendix B: Bond energy in analytic BOPs

1. Density of states

In analytic BOPs, the local density of states $n_{i\alpha}(\epsilon)$ required for the calculation of the bond energy (Eq. A2),

$$n_{i\alpha}(\epsilon) = \frac{2}{\pi} \sqrt{1 - \epsilon^2} \sum_m g_m \sigma_{i\alpha}^{(m)} P_m(\epsilon) \quad (\text{B1})$$

is determined analytically^{2,4,5,58} using Chebyshev polynomials of the second kind $P_m(\epsilon)$ (see B2), structure-dependent expansion coefficients $\sigma_{i\alpha}^{(m)}$ (see B3), and

damping factors g_m (see B 4). The expansion of the DOS is based on a transformation of the Hamiltonian to a tridiagonal form⁵⁹

$$\langle u_n | \hat{H} | u_m \rangle = \begin{pmatrix} a^{(0)} & b^{(1)} & & & & & & & \\ & b^{(1)} & a^{(1)} & b^{(2)} & & & & & \\ & & b^{(2)} & a^{(2)} & b^{(3)} & & & & \\ & & & b^{(3)} & a^{(3)} & \ddots & & & \\ & & & & & \ddots & \ddots & \ddots & \\ & & & & & & \ddots & \ddots & \\ & & & & & & & \ddots & \ddots \end{pmatrix}$$

with all other entries identical to zero. This Hamiltonian corresponds to a one-dimensional chain with only nearest-neighbour matrix elements, see Fig. 1. that can

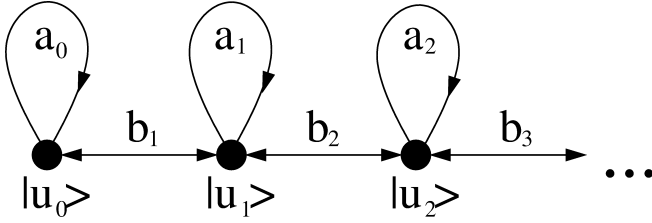


FIG. 1: Graphical representation of the recursion Hamiltonian as a one-dimensional chain: the Lanczos chain.

be solved by recursion⁶⁰ using the Lanczos algorithm⁶¹ to obtain the local DOS

$$n_{i\alpha}(E) = -\frac{1}{\pi} \text{Im} \frac{1}{E - a_{i\alpha}^{(0)} - \frac{b_{i\alpha}^{(1)2}}{E - a_{i\alpha}^{(1)} - \frac{b_{i\alpha}^{(2)2}}{E - a_{i\alpha}^{(2)} - \frac{b_{i\alpha}^{(3)2}}{\ddots}}} \quad (\text{B2})$$

in terms of the recursion coefficients $a_{i\alpha}^{(m)}$ and $b_{i\alpha}^{(m)}$. In practice, the recursion is terminated at some level n by making assumptions for the values of $a_{i\alpha}^{(m)}$ and $b_{i\alpha}^{(m)}$ for $m > n$. This corresponds to taking the energy calculation to a local scheme which requires convergence with respect to n . In BOPfox the required recursion coefficients $a_{i\alpha}^{(m)}$ and $b_{i\alpha}^{(m)}$ for $m > n$ can be taken (i) as constant, (ii) as weighted average and (iii) as oscillating.

Taking the recursion coefficients as constant values

$$a_{i\alpha}^{(m)} = a_{i\alpha}^{(\infty)}, \quad b_{i\alpha}^{(m)} = b_{i\alpha}^{(\infty)} \quad \text{for } m > n \quad (\text{B3})$$

corresponds to the so-called square-root terminator as the tail of the continued fraction can then be given analytically as a square-root function⁶². The different approaches to obtain the values of the asymptotic recursion coefficients $a_{i\alpha}^{(\infty)}$ and $b_{i\alpha}^{(\infty)}$ in BOPfox are summarized in B 5.

Taking $a_{i\alpha}^{(m)}$ and $b_{i\alpha}^{(m)}$ for $m > n$ as weighted averages²¹ over $m_{\text{rec}}^{\text{max}}$ recursion levels

$$a_{i\alpha}^{(\text{approx})} = \frac{\sum_{m=0}^{m_{\text{rec}}^{\text{max}}} w_m a_{i\alpha}^{(m)}}{\sum_{m=0}^{m_{\text{rec}}^{\text{max}}} w_m}, \quad b_{i\alpha}^{(\text{approx})} = \frac{\sum_{m=1}^{m_{\text{rec}}^{\text{max}}} w_m b_{i\alpha}^{(m)}}{\sum_{m=1}^{m_{\text{rec}}^{\text{max}}} w_m} \quad (\text{B4})$$

with $w_m = 1/[\beta(m_{\text{rec}}^{\text{max}} - m) + 1]$ can provide smoother convergence for values of $\beta \geq 1$.

Oscillating values⁵⁸ for $a_{i\alpha}^{(m)}$ and $b_{i\alpha}^{(m)}$ can be chosen to treat, e.g., systems with band-gaps⁶³.

2. Chebyshev polynomials

The Chebyshev polynomials of the second kind in Eq. B1 are expressed as

$$P_m(\epsilon) = \sum_{n=0}^m p_{mn} \epsilon^n \quad (\text{B5})$$

with

$$p_{(m+1)n} = 2p_{mn} - p_{(m-1)n} \quad (\text{B6})$$

(unless $n < 0$ or $n > m$ when $p_{mn} = 0$). They present the basis of the expansion of $n_{i\alpha}$ (Eq. B1)². The values of $P_m(\epsilon)$ are computed iteratively

$$P_{m+1}(\epsilon) = 2\epsilon P_m(\epsilon) - P_{m-1}(\epsilon) \quad (\text{B7})$$

with $P_0 = 1$ and $P_1 = 2\epsilon$. The phase

$$\epsilon = -\cos \phi \quad (\text{B8})$$

transforms the Chebyshev polynomials

$$P_m(\epsilon) = \frac{\sin(m+1)\phi}{\sin \phi} \quad (\text{B9})$$

to sine functions with a corresponding DOS

$$n_{i\alpha}(\epsilon) = \sum_m g_m \sigma_{i\alpha}^{(m)} \sin(m+1)\phi. \quad (\text{B10})$$

This expression can be integrated to provide analytic expressions for the bond energy of orbital α of atom i ,

$$U_{\text{bond},i\alpha} = b_{i\alpha}^{(\infty)} \sum_m g_m \sigma_{i\alpha}^{(m)} [\hat{\chi}_{m+2}(\phi_F) - \gamma_0 \hat{\chi}_{m+1}(\phi_F) + \hat{\chi}_m(\phi_F)], \quad (\text{B11})$$

and the number of electrons

$$N_{i\alpha}(\phi_F) = \sum_m g_m \sigma_{i\alpha}^{(m)} \hat{\chi}_{m+1}(\phi_F). \quad (\text{B12})$$

The structure-independent response functions

$$\hat{\chi}_0(\phi_F) = 0 \quad (\text{B13})$$

$$\hat{\chi}_1(\phi_F) = 1 - \frac{\phi_F}{\pi} + \frac{1}{2\pi} \sin(2\phi_F) \quad (\text{B14})$$

$$\hat{\chi}_m(\phi_F) = \frac{1}{\pi} \left[\frac{\sin(m+1)\phi_F}{m+1} - \frac{\sin(m-1)\phi_F}{m-1} \right] \quad (\text{B15})$$

with the Fermi phase

$$\cos \phi_F = \frac{E_F - a_{i\alpha}^{(\infty)}}{2b_{i\alpha}^{(\infty)}} \quad (\text{B16})$$

correspond to a weighting of the contribution of the structure-dependent expansion coefficients $\sigma_{i\alpha}^{(m)}$ to the bond energy.

3. Expansion coefficients and moments

The expansion coefficients

$$\sigma_{i\alpha}^{(m)} = \sum_{n=0}^m p_{mn} \hat{\mu}_{i\alpha}^{(n)} \quad (\text{B17})$$

in Eq. B1 carry the information on the atomic structure in the normalised moments²

$$\hat{\mu}_{i\alpha}^{(n)} = \frac{1}{(2b_{i\alpha}^{(\infty)})^n} \sum_{l=0}^n \binom{n}{l} (-1)^l a_{i\alpha}^{(\infty)^l} \mu_{i\alpha}^{(n-l)} \quad (\text{B18})$$

with terminator coefficients $a_{i\alpha}^{(\infty)}$ and $b_{i\alpha}^{(\infty)}$ of orbital α of atom i . The moments provide the direct link between the electronic structure, $n_{i\alpha}(E)$, and the atomic structure by the moments theorem⁶⁴

$$\begin{aligned} \mu_{i\alpha}^{(n)} &= \int E^n n_{i\alpha}(E) dE = \langle i\alpha | \hat{H}^n | i\alpha \rangle \\ &= \sum_{j_1 \beta_1 \dots j_{n-1} \beta_{n-1}} H_{i\alpha j_1 \beta_1} H_{j_1 \beta_1 j_2 \beta_2} \dots H_{j_{n-1} \beta_{n-1} i\alpha} \end{aligned} \quad (\text{B19})$$

This link is schematically illustrated in Fig. 2 for the second, third and fourth moment: The self-returning paths of length two, three and four in the atomic structures are linked to the root mean square (RMS) width, the skewness and the bimodality of the electronic DOS, respectively.

In the intersite representation (Eq. A3), the information on the individual bonds is contained in the bond order $\Theta_{i\alpha j\beta}(\epsilon)$ or the density matrix $n_{i\alpha j\beta}(\epsilon)$ that can be expressed in terms of Chebyshev polynomials²

$$\begin{aligned} \Theta_{i\alpha j\beta}(\epsilon) &= 2n_{i\alpha j\beta}(\epsilon) \\ &= 2 \frac{2}{\pi} \sqrt{1 - \epsilon^2} \sum_m g_m \sigma_{i\alpha j\beta}^{(m)} P_m(\epsilon) \end{aligned} \quad (\text{B20})$$

with $\sigma_{i\alpha j\beta}^{(m)}$ defined equivalently to Eq. B17 as

$$\sigma_{i\alpha j\beta}^{(m)} = \sum_{n=0}^m p_{mn} \hat{\xi}_{i\alpha j\beta}^{(n)} \quad (\text{B21})$$

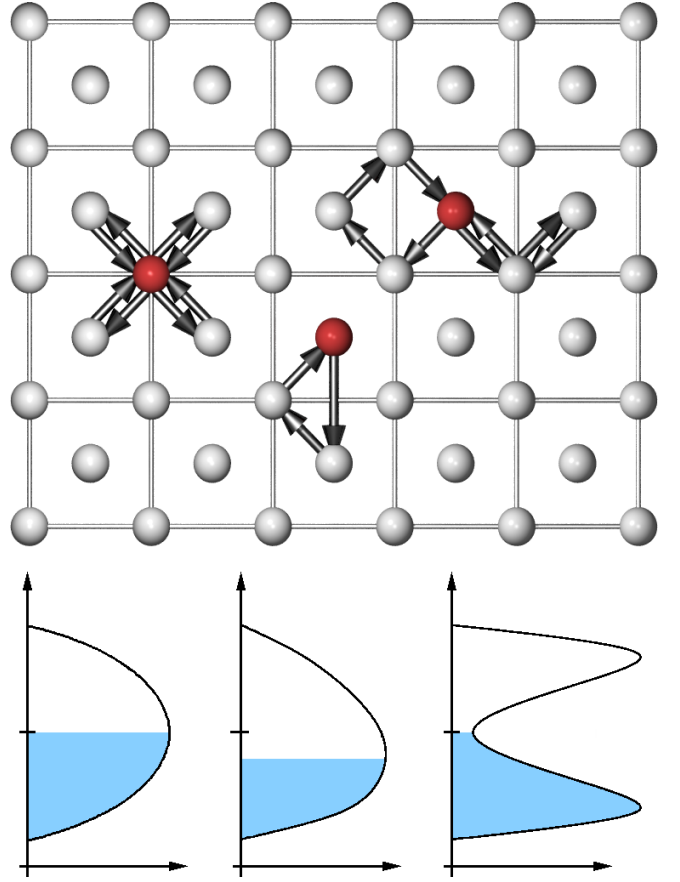


FIG. 2: Schematic illustration of the direct link between the atomic structure in terms of self-returning paths (top) and electronic density of states (bottom). The second moment that is linked to the RMS width of the DOS (bottom left) is determined by self-returning paths of length two (top, left red atom). The third moment that relates to the skewness of the DOS (bottom middle) is given by paths of length three (top, middle red atom) and the fourth moment that is linked to the bimodality of the DOS (bottom right) by paths of length four (top, right red atom).

and normalization of the interference paths (Eq. B25)

$$\hat{\xi}_{i\alpha j\beta}^{(l)} = \frac{1}{(2b_{i\alpha}^{(\infty)})^l} \sum_{n=0}^l \binom{n}{l} (-1)^l a_{i\alpha}^{(\infty)^{n-l}} \xi_{i\alpha j\beta}^{(n)}. \quad (\text{B22})$$

A relation between the moments and the atomic structure is established in the second equality by the self-returning paths $i\alpha \rightarrow j_1\beta_1 \rightarrow j_2\beta_2 \rightarrow \dots \rightarrow j_{n-1}\beta_{n-1} \rightarrow i\alpha$ from orbital α on atom i along orbitals β_k of atoms j_k ($k = 1 \dots n-1$). Each element of a self-returning path corresponds to the pairwise Hamiltonian matrices in the global coordinate system (Eq. A15) and carries information about the onsite level of atom i

$$H_{i\alpha i\alpha} = \langle i\alpha | \hat{H} | i\alpha \rangle = E_{i\alpha} \quad (\text{B23})$$

and the interatomic interactions between the atomic or-

bitals on neighbouring atoms i and j

$$H_{i\alpha j\beta} = \langle i\alpha | \hat{H} | j\beta \rangle. \quad (\text{B24})$$

Higher moments correspond to longer paths and thus to a more far-sighted sampling of the atomic environment. As different crystal structures have different sets of self-returning paths of a given length, the moments may be seen as fingerprints of the crystal structure^{22,65} and used to construct maps of structural similarity²⁶.

The paths can be computed efficiently by realizing that (1) only the sum of all paths is relevant (Eq. B19) and that (2) the sums across the whole paths can be represented as sums along path segments. The path segments are the interference paths

$$\xi_{i\alpha j\beta}^{(n)} = \langle i\alpha | \hat{H}^n | j\beta \rangle \quad (\text{B25})$$

of length n between atom i and j . The computation of interference paths can be simplified after realising that they can be (i) constructed iteratively

$$\xi_{i\alpha j\beta}^{(n)} = \sum_{k\gamma} H_{i\alpha k\gamma} \xi_{k\gamma j\beta}^{(n-1)} \quad (\text{B26})$$

for all interaction neighbours k with orbitals γ , (ii) inverted in their direction by taking the transpose

$$\xi_{i\alpha j\beta}^{(n)} = \xi_{j\beta i\alpha}^{(n)T} \quad (\text{B27})$$

and (iii) merged by multiplication of segments

$$\xi_{i\alpha j\beta}^{(n)} = \sum_{k\gamma} \xi_{i\alpha k\gamma}^{(l)} \xi_{k\gamma j\beta}^{(n-l)} \quad (\text{B28})$$

of length $0 < l < n$ for all common endpoint atoms k with orbital γ . Using these properties, the summation of matrix multiplications along the individual self-returning paths can be decomposed to segments that represent summations of matrix multiplications along shorter partial paths. It is, therefore, not necessary to determine each possible path $\xi_{i\alpha j\beta}^{(n)}$ between atoms i and j individually, but instead sufficient to determine the set of shorter segments that is needed for their construction. The implementation of this approach in BOPfox reaches the theoretical scaling limits of the required execution time and is discussed in detail in Ref.²³.

A relation between the moments and the electronic structure is due to the expansion coefficients $a_{i\alpha}^{(n)}$ and $b_{i\alpha}^{(n)}$ ⁶⁶. These coefficients determine the electronic structure in terms of $n_{i\alpha}$, the local DOS, as given in Eq. B2. The first four moments of the local DOS are given by

$$\mu_{i\alpha}^{(0)} = 1 \quad (\text{B29})$$

$$\mu_{i\alpha}^{(1)} = a_{i\alpha}^{(0)} \quad (\text{B30})$$

$$\mu_{i\alpha}^{(2)} = a_{i\alpha}^{(0)2} + b_{i\alpha}^{(1)2} \quad (\text{B31})$$

$$\mu_{i\alpha}^{(3)} = a_{i\alpha}^{(0)3} + 2a_{i\alpha}^{(0)}b_{i\alpha}^{(1)2} + a_{i\alpha}^{(1)}b_{i\alpha}^{(1)2} \quad (\text{B32})$$

which is easily verified by identifying all self-returning paths of corresponding length in Fig. 1. Vice-versa, the recursion coefficients can be determined from the moments^{67,68} for each $i\alpha$ by

$$a_n = \sum_{j=0}^n \sum_{l=0}^n c_j^n c_l^n \mu^{j+l+1} \quad (\text{B33})$$

and

$$b_n = \sum_{j=0}^n \sum_{l=0}^{n-1} c_j^n c_l^{n-1} \mu^{j+l+1} \quad (\text{B34})$$

where we dropped the common index $i\alpha$ for readability. The coefficients c_j^n are given by

$$c_0^0 = 1,$$

$$c_j^n = 0 \quad \text{if } j > n \text{ or } j < 0 \text{ or } n < 0,$$

$$b_{n+1}c_j^{n+1} = c_{j-1}^n - a_n c_j^n - b_n c_j^{n-1}$$

and determined iteratively.

4. Damping factors

The damping factors g_m in Eq. B1, together with approximate higher expansion coefficients, were introduced to suppress Gibbs ringing and ensure strictly positive values of the DOS⁵⁸. Therefore the calculation of the DOS (Eq. B1) with expansion coefficients $\sigma_{i\alpha}^{(m)}$ from the moments up to $m = n_{\max}$ (Eq. B17) is expanded up to $n_{\max} + 1 < m < n_{\text{exp}}$ with estimated higher expansion coefficients $\sigma_{i\alpha}^{(m)}$ ⁵⁸

$$n_{i\alpha}^{(n_{\max})}(\epsilon) = \frac{2}{\pi} \sqrt{1 - \epsilon^2} \left[\sum_{m=1}^{n_{\max}} g_m \sigma_{i\alpha}^{(m)} P_m(\epsilon) + \sum_{m=n_{\max}+1}^{n_{\text{exp}}} g_m \sigma_{i\alpha}^{(m)} P_m(\epsilon) \right]. \quad (\text{B35})$$

The higher expansion coefficients $\sigma_{i\alpha}^{(m)}$ are obtained by recursive calculation of the interference paths⁵⁸ along the semi-infinite chain,

$$\zeta_k^{(m+1)} = 2 \left[\hat{a}_k \zeta_k^{(m)} + \hat{b}_k \zeta_{k-1}^{(m)} + \hat{b}_{k+1} \zeta_{k+1}^{(m)} \right] - \zeta_k^{(m-1)} \quad (\text{B36})$$

with

$$\hat{a}_k = \frac{a_k - a_{i\alpha}^{(\infty)}}{2b_{i\alpha}^{(\infty)}} \quad \text{and} \quad \hat{b}_k = \frac{b_k}{2b_{i\alpha}^{(\infty)}} \quad (\text{B37})$$

and $\sigma_{i\alpha}^{(n)} = \zeta_0^{(n)}$. The relative importance of the higher, approximated expansion coefficients with respect to the lower, computed ones is balanced by the damping factors

g_m in Eq. B1 that vary smoothly from 1 to 0. In BOPfox, the Jackson kernel⁶⁹

$$g_m^J = \frac{(n_{\max} - m + 1) \cos \frac{\pi m}{n_{\max} + 1} + \sin \frac{\pi m}{n_{\max} + 1} \cot \frac{\pi}{n_{\max} + 1}}{n_{\max} + 1} \quad (\text{B38})$$

for an expansion $m = 1 \dots n_{\max}$ is adapted to Chebyshev polynomials of the second kind by

$$g_m = g_{m+1}^J / g_1^J \quad (\text{B39})$$

as described in Ref.⁵⁸.

5. Band-width estimates

The different terminators (Eqs. B3 and B4) of the continued fraction (Eq. B2) require the recursion coefficients $a_{i\alpha}^{(m)}$ and $b_{i\alpha}^{(m)}$ beyond the ones that can be computed from the $\mu_{i\alpha}^{(n)}$ with $m > n$ by Eqs. B33 and B34. We determine approximate values of $a_{i\alpha}^{(m)}$ and $b_{i\alpha}^{(m)}$ from estimates of the centre and the width of the DOS

$$a_{i\alpha}^{(\infty)} = A_{i\alpha}^{(\infty)} \quad (\text{B40})$$

$$b_{i\alpha}^{(\infty)} = B_{i\alpha}^{(\infty)} \quad (\text{B41})$$

with

$$A_{i\alpha}^{(\infty)} = \frac{1}{2}(E_{i\alpha}^{\text{top}} + E_{i\alpha}^{\text{bottom}}) \quad (\text{B42})$$

$$B_{i\alpha}^{(\infty)} = \frac{1}{4}(E_{i\alpha}^{\text{top}} - E_{i\alpha}^{\text{bottom}}). \quad (\text{B43})$$

The values of $A_{i\alpha}^{(\infty)}$ and $B_{i\alpha}^{(\infty)}$ can be estimated in BOPfox in several ways based on the computed recursion coefficients $a_{i\alpha}^{(n)}$ and $b_{i\alpha}^{(n)}$ for n levels of orbital α on atom i . The simple approximations are (i) the lowest computed recursion coefficients, i.e.,

$$A_{i\alpha}^{(\infty)} = a_{i\alpha}^{(1)}, \quad B_{i\alpha}^{(\infty)} = b_{i\alpha}^{(1)}, \quad (\text{B44})$$

(ii) the highest computed recursion coefficients

$$A_{i\alpha}^{(\infty)} = a_{i\alpha}^{(n_{\max})}, \quad B_{i\alpha}^{(\infty)} = b_{i\alpha}^{(n_{\max})}, \quad (\text{B45})$$

(iii) averaged values¹⁹ similar to Haydock and Johannes⁷⁰,

$$A_{i\alpha}^{(\infty)} = \frac{\sum_{n=0}^{n_{\max}} a_{i\alpha}^{(n)}}{n_{\max} + 1}, \quad B_{i\alpha}^{(\infty)} = \sqrt{\frac{\sum_{n=1}^{n_{\max}} b_{i\alpha}^{(n)2}}{n_{\max}}}, \quad (\text{B46})$$

(iv) the average band-centre with the band-width from the highest computed recursion level

$$A_{i\alpha}^{(\infty)} = \frac{\sum_{n=0}^{n_{\max}} a_{i\alpha}^{(n)}}{n_{\max} + 1}, \quad B_{i\alpha}^{(\infty)} = b_{i\alpha}^{(n_{\max})}, \quad (\text{B47})$$

or (v) lowest computed band-bottom and highest computed band-top¹⁹

$$A_{i\alpha}^{(\infty)} = \frac{\max(a_{i\alpha}^{(n)}) + \min(a_{i\alpha}^{(n)})}{2}, \quad (\text{B48})$$

$$B_{i\alpha}^{(\infty)} = \frac{\max(a_{i\alpha}^{(n)}) - \min(a_{i\alpha}^{(n)}) + 4\max(b_{i\alpha}^{(n)})}{4}. \quad (\text{B49})$$

Further choices are (vi) the approach of Beer *et al.*⁷¹ that minimises the band-width with preserved moments of the DOS and (vii) Gershgorin's circle theorem⁷² which leads to estimates of the band-edges⁵⁸

$$E_{i\alpha}^{\text{bottom}} = \min(a_{i\alpha}^{(n)} - b_{i\alpha}^{(n)} - b_{i\alpha}^{(n+1)}) \quad (\text{B50})$$

$$E_{i\alpha}^{\text{top}} = \max(a_{i\alpha}^{(n)} + b_{i\alpha}^{(n)} + b_{i\alpha}^{(n+1)}). \quad (\text{B51})$$

For testing purposes the user can also define (viii) global values of $A^{(\infty)}$ and $B^{(\infty)}$ that hold for all atoms.

6. Example with typical settings: bcc Ta

As an example of an analytic BOP calculation, we used the parametrisation of Ref.¹⁷ to determine the DOS of bcc Ta shown in Fig. 3. This non-magnetic BOP calcu-

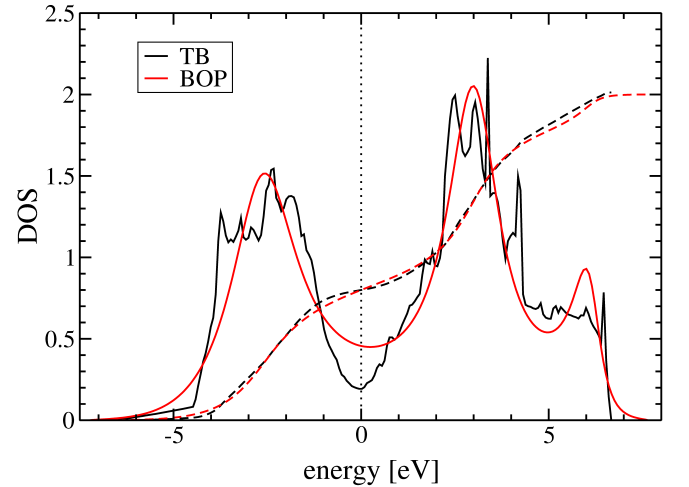


FIG. 3: DOS of bcc Ta computed by reciprocal-space TB (black) and real-space BOP (red) computed with the parametrisation of Ref.¹⁷. The integrated DOS of TB and BOP (divided by a factor of five for plotting convenience) are given as dashed lines. The dotted line marks the Fermi level.

lation with a d -band model uses 9 moments (Eq. B19), a square-root terminator (Eq. B3), the Gershgorin band-width estimate (Eq. B50), and estimated expansion coefficients up to moment 200 (Eq. B37) that are damped with a Jackson kernel (Eq. B38). The DOS obtained by analytic BOPs is in good agreement with the TB reference ($20 \times 20 \times 20$ \mathbf{k} -point mesh, tetrahedron integration). In both cases, the Fermi level is in the pseudo-gap of the

bimodal DOS that is typical for bcc transition metals. The bandwidth of the DOS, as well as the position and height of the two most prominent peaks are well captured. The integrated DOS of analytic BOPs is in excellent agreement with the TB reference which is the basis for reproducing DOS-integral quantities like the bond energy.

Appendix C: Forces and torques in analytic BOPs

1. General binding-energy derivative

The minimisation of the binding energy in the self-consistency cycle (see A 3) is based on the derivative of the binding energy with respect to onsite-levels $E_{j\beta\mu}$. The computation of forces and stresses requires the derivative of the binding energy with respect to the position \mathbf{r}_j , while determining the torques makes use of the derivative of the binding energy with respect to the spin orientation $\mathbf{s}_{j\beta\mu}$ of atom j . These are all specific examples of derivatives of the binding energy which can be written in a generic form as derivatives with respect to a general parameter Λ ,⁴

$$\frac{dU_B}{d\Lambda} = \sum_{i\alpha\nu} \sum_{n=0}^{n_{\max}} w_{i\alpha\nu}^{(n)} \frac{d\mu_{i\alpha\nu}^{(n)}}{d\Lambda} - \sum_{i\alpha\nu} N_{i\alpha\nu} \frac{dE_{i\alpha\nu}}{d\Lambda} + \frac{dU_{\text{rep}}}{d\Lambda}. \quad (\text{C1})$$

The total derivative of the bond energy U_{bond} (Eq. A3) with respect to Λ is transformed to partial derivatives with respect to moments $\mu_{i\alpha\nu}^{(n)}$ and associated partial derivatives of the moments with respect to Λ . This allows the derivative of the bond energy to be expressed in the form of Hellmann-Feynman-type forces

$$\frac{dU_{\text{bond}}}{d\Lambda} = \sum_{i\alpha\nu j\beta\mu} \tilde{\Theta}_{i\alpha\nu j\beta\mu} \frac{dH_{j\beta\mu i\alpha\nu}}{d\Lambda} \quad (\text{C2})$$

with a bond-order-like term

$$\tilde{\Theta}_{i\alpha\nu j\beta\mu} = \sum_{n=1}^{n_{\max}} \Xi_{i\alpha\nu j\beta\mu}^{(n-1,n)}. \quad (\text{C3})$$

Inserting $E_{j\beta\mu}$ for Λ leads to the self-consistency condition of Eq. A29. Replacing Λ with \mathbf{r}_j or $\mathbf{s}_{j\beta}$ yields forces and torques as described in C 2 and C 3, respectively.

The derivatives of U_{bond} with respect to the moments

$$w_{i\alpha\nu}^{(n)} = \frac{\partial U_{\text{bond}}}{\partial \mu_{i\alpha\nu}^{(n)}} \quad (\text{C4})$$

enter $\tilde{\Theta}_{i\alpha\nu j\beta\mu}$ as weights $w_{i\alpha\nu}^{(m)}$ in

$$\Xi_{i_1\alpha_1\nu_1 i_n\alpha_n\nu_n}^{(n-1,m)} = \sum_{i_2\alpha_2\nu_2 \dots i_{n-1}\alpha_{n-1}\nu_{n-1}} \left(\sum_{l=1}^n w_{i_l\alpha_l\nu_l}^{(m)} \right) H_{i_1\alpha_1\nu_1 i_2\alpha_2\nu_2 \dots i_{n-1}\alpha_{n-1}\nu_{n-1} i_n\alpha_n\nu_n} \quad (\text{C5})$$

and are given in detail in C 4. This compact form leads to an efficient recursive computation of $\tilde{\Theta}_{i\alpha j\beta}$ by

$$\Xi_{i\alpha j\beta}^{(n-1,m)} = T_{i\alpha j\beta}^{(n-1,m)} + w_{i\alpha}^{(m)} \xi_{i\alpha j\beta}^{(n-1)} \quad (\text{C6})$$

with transfer paths $T_{i\alpha j\beta}^{(n,m)}$. The transfer paths are closely related to the interference paths (Eq. B19) and exhibit similar properties (Eqs. B26-B28). In particular, the transfer paths can also be (i) constructed iteratively

$$T_{i\alpha j\beta}^{(n,m)} = \sum_{k\gamma} H_{i\alpha k\gamma} T_{k\gamma j\beta}^{(n-1,m)} + w_{i\alpha}^{(m)} \xi_{i\alpha j\beta}^{(n)}, \quad (\text{C7})$$

(ii) inverted by taking the transpose

$$T_{i\alpha j\beta}^{(n,m)} = T_{j\beta i\alpha}^{(n,m)T}, \quad (\text{C8})$$

and (iii) merged by a product rule

$$T_{i\alpha j\beta}^{(n-1,m)} = \sum_{k\gamma} T_{i\alpha k\gamma}^{(l-1,m)} \xi_{k\gamma j\beta}^{(n-l)} + \sum_{k\gamma} \xi_{i\alpha k\gamma}^{(l-1)} T_{k\gamma j\beta}^{(n-l,m)}. \quad (\text{C9})$$

These properties of the transfer paths are the basis for the efficient²³ and parallel^{24,25} implementation of self-consistency, forces and torques in analytic BOPs.

For *non-collinear magnetism*, the above equations are transformed by rewriting the moments and weights as 2×2 matrices in spin space (see A 2 b). The general derivative of the binding energy (Eq. C1) reads²¹

$$\frac{dU_B}{d\Lambda} = \sum_{i\alpha} \sum_{n=0}^{n_{\max}} \text{Tr} \left(\mathbf{w}_{i\alpha}^{(n)} \frac{d\boldsymbol{\mu}_{i\alpha}^{(n)}}{d\Lambda} \right) - \sum_{i\alpha\nu} N_{i\alpha\nu} \frac{dE_{i\alpha\nu}}{d\Lambda} + \frac{dU_{\text{rep}}}{d\Lambda} \quad (\text{C10})$$

with

$$\frac{d\boldsymbol{\mu}_{i\alpha}^{(n)}}{d\Lambda} = \begin{pmatrix} \frac{d\mu_{i\alpha}^{\uparrow\uparrow(n)}}{d\Lambda} & \frac{d\mu_{i\alpha}^{\uparrow\downarrow(n)}}{d\Lambda} \\ \frac{d\mu_{i\alpha}^{\downarrow\uparrow(n)}}{d\Lambda} & \frac{d\mu_{i\alpha}^{\downarrow\downarrow(n)}}{d\Lambda} \end{pmatrix} \quad (\text{C11})$$

and weights that are constructed in the local frame

$$\mathbf{w}_{i\alpha}^{(n,\text{local})} = \mathbf{U}_{i\alpha} \mathbf{w}_{i\alpha}^{(n)} \mathbf{U}_{i\alpha}^\dagger = \begin{pmatrix} w_{i\alpha}^{\uparrow(n,\text{local})} & 0 \\ 0 & w_{i\alpha}^{\downarrow(n,\text{local})} \end{pmatrix} \quad (\text{C12})$$

from the global counterparts by a unitary transformation like the onsite levels (Eq. A20). The transformation of the bond order term $\tilde{\Theta}_{i\alpha\nu j\beta\mu}$ and the transfer matrices $T_{i\alpha j\beta}^{(n-1,m)}$ to 2×2 spin space leads to the same equations as Eq. C3 and Eq. C6, respectively with corresponding interference paths

$$\boldsymbol{\xi}_{i\alpha j\beta}^{(n)} = \begin{pmatrix} \xi_{i\alpha j\beta}^{\uparrow\uparrow(n)} & \xi_{i\alpha j\beta}^{\uparrow\downarrow(n)} \\ \xi_{i\alpha j\beta}^{\downarrow\uparrow(n)} & \xi_{i\alpha j\beta}^{\downarrow\downarrow(n)} \end{pmatrix}. \quad (\text{C13})$$

2. Forces

Replacing the derivative $d/d\Lambda$ in Eq. C1 with the gradient ∇_k leads to the analytic forces. With self-consistent onsite levels $dU/dE_{i\alpha} = 0$ (Eq. A29), the forces on atom k in TB and BOP calculations are given by^{4,19,21}

$$\begin{aligned} \mathbf{F}_k &= -\nabla_k U_B \\ &= -\sum_{i\alpha \neq j\beta} \tilde{\Theta}_{i\alpha j\beta} \nabla_k H_{j\beta i\alpha} \\ &\quad - \frac{1}{2} \sum_{i\alpha j\beta} (\nabla_k J_{i\alpha j\beta}) q_{j\beta} q_{i\alpha} \\ &\quad + \frac{1}{4} \sum_{i\alpha j\beta} (\nabla_k I_{i\alpha j\beta}) m_{j\beta} m_{i\alpha} \\ &\quad - \nabla_k U_{\text{rep}}. \end{aligned} \quad (\text{C14})$$

(This expression also holds for non-collinear magnetism as there only the onsite levels are affected by the rotation²¹.) In TB calculations this expression corresponds to Hellmann-Feynman forces^{73,74} and

$$\tilde{\Theta}_{i\alpha j\beta} = \frac{\partial U_B}{\partial H_{i\alpha j\beta}}. \quad (\text{C15})$$

becomes the density matrix $n_{i\alpha j\beta}$ (Eq. A3). In analytic BOP calculations, in contrast, the approximate evaluation of the DOS means that a self-consistent set of charges and magnetic moments does not correspond to a stationary point in the BOP energy (as it does in DFT or TB approaches)⁴. However, taking exact derivatives of the energy with respect to atomic positions, this form can still be used to represent forces^{4,19} (Eq. C14) and stresses³⁰. The contribution of the bond energy to the atomic virial stress is³⁰

$$\boldsymbol{\sigma}_{\text{bond}}^{(i)} = \frac{1}{2} \sum_{\alpha j\beta} \tilde{\Theta}_{i\alpha j\beta} (\nabla_j H_{j\beta i\alpha} - \nabla_i H_{j\beta i\alpha}) \otimes r_{ij}. \quad (\text{C16})$$

3. Torques

Inserting the local spin direction $\mathbf{s}_{i\alpha}$ for Λ in the general derivative (Eq. C1) leads to the torques, i.e., to the change in binding energy due to rotation of local spin directions. The derivatives of the rotation matrices can be taken into account by expressing the weights in terms of their local counterparts²¹

$$\mathbf{w}_{i\alpha}^{(n)} = \left[\frac{1}{2} (w_{i\alpha}^\uparrow + w_{i\alpha}^\downarrow) \mathbf{1} + \frac{1}{2} (w_{i\alpha}^\downarrow - w_{i\alpha}^\uparrow) \mathbf{s}_{i\alpha} \cdot \boldsymbol{\sigma} \right] \quad (\text{C17})$$

where we dropped the index (n, local) of $w_{i\alpha}$ for brevity. With $\Delta_{i\alpha} = E_{i\alpha}^\downarrow - E_{i\alpha}^\uparrow$, the derivative of the bond energy

with respect to $\mathbf{s}_{i\alpha}$ is given by²¹

$$\begin{aligned} \frac{dU_B}{d\mathbf{s}_{i\alpha}} &= \frac{1}{2} \left(\text{Tr} \left(\tilde{\Theta}_{i\alpha i\alpha} \boldsymbol{\sigma} \right) \Delta_{i\alpha} - I_i m_i \mathbf{m}_i \right. \\ &\quad \left. + \sum_n^{n_{\text{max}}} \left(w_{i\alpha}^\downarrow - w_{i\alpha}^\uparrow \right) \text{Tr} \left(\boldsymbol{\sigma} \mu_{i\alpha}^{(n)} \right) \right) \end{aligned} \quad (\text{C18})$$

where \mathbf{m}_i is the spin direction on atom i and $\boldsymbol{\sigma}$ is the vector of Pauli spin matrices. The cross product with the spin direction leads to the magnetic torque⁷⁵ given by

$$\mathbf{t}_{i\alpha} = \frac{dU_B}{d\mathbf{s}_{i\alpha}} \times \mathbf{s}_{i\alpha} \quad (\text{C19})$$

for orbital α on atom i where $\mathbf{s}_{i\alpha} \times \mathbf{m}_{i\alpha} = 0$.

4. Common partial derivatives

The weights (Eq. C4) can be determined analytically. To this end, the band and onsite contributions are separated as¹⁹

$$\begin{aligned} w_{i\alpha\nu}^{(n)} &= \frac{\partial U_{\text{band}}}{\partial \mu_{i\alpha\nu}^{(n)}} + \frac{\partial}{\partial \mu_{i\alpha\nu}^{(n)}} \int_{E_F} n_{i\alpha\nu} dE \cdot \left(E_{i\alpha\nu} \right. \\ &\quad - \frac{\sum_{j\beta\mu} E_{j\beta\mu} n_{j\beta\mu}(E_F)}{\sum_{j\beta\mu} n_{j\beta\mu}(E_F)} J_{i\alpha} q_i - \frac{\sum_{j\beta} J_j q_j n_{j\beta}(E_F)}{\sum_{j\beta} n_{j\beta}(E_F)} \\ &\quad \left. - \frac{1}{2} \left((-1)^\nu I_i m_i - \frac{\sum_{j\beta\mu} (-1)^\mu I_j m_j n_{j\beta\mu}(E_F)}{\sum_{j\beta\mu} n_{j\beta\mu}(E_F)} \right) \right) \end{aligned}$$

with

$$\begin{aligned} \frac{\partial U_{\text{band}}}{\partial \mu^{(n)}} &= \sum_{m=0}^{n_{\text{max}}} \left(\frac{\partial b^{(\infty)}}{\partial \mu^{(n)}} \sigma^{(m)} [\hat{\chi}_{m+2} - 2\epsilon_F \hat{\chi}_{m+1} + \hat{\chi}_m] \right. \\ &\quad + b^{(\infty)} \left(\frac{\partial \sigma^{(n)}}{\partial \mu^{(n)}} + \frac{\partial \sigma^{(n)}}{\partial a^{(\infty)}} \frac{\partial a^{(\infty)}}{\partial \mu^{(n)}} + \frac{\partial \sigma^{(n)}}{\partial b^{(\infty)}} \frac{\partial b^{(\infty)}}{\partial \mu^{(n)}} \right) \\ &\quad \cdot [\hat{\chi}_{m+2} - 2\epsilon_F \hat{\chi}_{m+1} + \hat{\chi}_m] \\ &\quad + \left[\frac{\partial \hat{\chi}_{m+2}}{\partial a^{(\infty)}} - 2 \frac{\partial \epsilon_F}{\partial a^{(\infty)}} \hat{\chi}_{m+1} - 2\epsilon_F \frac{\partial \hat{\chi}_{m+1}}{\partial a^{(\infty)}} + \frac{\partial \hat{\chi}_m}{\partial a^{(\infty)}} \right] \\ &\quad \cdot b^{(\infty)} \sigma^{(m)} \frac{\partial a^{(\infty)}}{\partial \mu^{(n)}} \\ &\quad + \left[\frac{\partial \hat{\chi}_{m+2}}{\partial b^{(\infty)}} - 2 \frac{\partial \epsilon_F}{\partial b^{(\infty)}} \hat{\chi}_{m+1} - 2\epsilon_F \frac{\partial \hat{\chi}_{m+1}}{\partial b^{(\infty)}} + \frac{\partial \hat{\chi}_m}{\partial b^{(\infty)}} \right] \\ &\quad \cdot b^{(\infty)} \sigma^{(m)} \frac{\partial b^{(\infty)}}{\partial \mu^{(n)}} \Big) \end{aligned} \quad (\text{C20})$$

where a constant terminator (Eq. B3) was assumed and

$$\begin{aligned} \frac{\partial}{\partial \mu^{(n)}} \int_{E_F} n(E) dE &= \sum_{m=0}^{n_{\text{max}}} \left(\hat{\chi}_{m+1}(\phi_F) \right. \\ &\quad \cdot \left(\frac{\partial \sigma^{(m)}}{\partial \mu^{(n)}} + \frac{\partial \sigma^{(m)}}{\partial a^{(\infty)}} \frac{\partial a^{(\infty)}}{\partial \mu^{(n)}} + \frac{\partial \sigma^{(m)}}{\partial b^{(\infty)}} \frac{\partial b^{(\infty)}}{\partial \mu^{(n)}} \right) \\ &\quad \left. + \sigma^{(m)} \left(\frac{\partial \hat{\chi}_{m+1}}{\partial a^{(\infty)}} \frac{\partial a^{(\infty)}}{\partial \mu^{(n)}} + \frac{\partial \hat{\chi}_{m+1}}{\partial b^{(\infty)}} \frac{\partial b^{(\infty)}}{\partial \mu^{(n)}} \right) \right). \end{aligned} \quad (\text{C21})$$

where we omitted the common index $i\alpha\nu$ for brevity. The partial derivatives of the expansion coefficients with respect to the moments are given by

$$\frac{\partial\sigma^{(m)}}{\partial\mu^{(n)}} = \sum_{k=n}^m p_{mk} \frac{\partial\hat{\mu}^{(k)}}{\partial\mu^{(n)}} = \sum_{k=n}^m \frac{p_{mk}}{(2b^{(\infty)})^k} (kn) \left(-a^{(\infty)}\right)^{(k-n)} \quad (\text{C22})$$

and with respect to the asymptotic recursion coefficients

$$\begin{aligned} \frac{\partial\sigma^{(m)}}{\partial a^{(\infty)}} &= \sum_{k=0}^m p_{mk} \frac{\partial\hat{\mu}^{(k)}}{\partial a^{(\infty)}} \\ &= -\sum_{k=n}^m \frac{p_{mk}}{(2b^{(\infty)})^k} \\ &\quad \sum_{n=0}^{k-1} (k-n) \binom{k}{n} \mu^{(n)} \left(-a^{(\infty)}\right)^{(k-n-1)} \end{aligned} \quad (\text{C23})$$

$$\frac{\partial\sigma^{(m)}}{\partial b^{(\infty)}} = \sum_{k=0}^m p_{mk} \frac{\partial\hat{\mu}^{(k)}}{\partial b^{(\infty)}} = -\sum_{k=1}^m k \frac{p_{mk}}{b^{(\infty)}} \hat{\mu}^{(k)} \quad (\text{C24})$$

(Note that Eq. C24 corrects a misprint in Eq. A8 of Ref.¹⁹.) The derivatives of the response functions are given in terms of the Fermi phase by

$$\frac{\partial\hat{\chi}_m}{\partial a^{(\infty)}} = \frac{\partial\hat{\chi}_m}{\partial \cos(\phi_F)} \frac{\partial \cos(\phi_F)}{\partial a^{(\infty)}} \quad (\text{C25})$$

$$\frac{\partial\hat{\chi}_m}{\partial b^{(\infty)}} = \frac{\partial\hat{\chi}_m}{\partial \cos(\phi_F)} \frac{\partial \cos(\phi_F)}{\partial b^{(\infty)}} \quad (\text{C26})$$

with partial derivatives of Eqs. B15 and B16

$$\frac{\partial\hat{\chi}_m}{\partial \cos(\phi_F)} = -\frac{\cos(m+1)\phi_F - \cos(m-1)\phi_F}{\pi \sin(\phi_F)} \quad (\text{C27})$$

$$\frac{\partial \cos(\phi_F)}{\partial a^{(\infty)}} = -\frac{1}{2b^{(\infty)}} \quad (\text{C28})$$

$$\frac{\partial \cos(\phi_F)}{\partial b^{(\infty)}} = -\frac{\cos(\phi_F)}{2b^{(\infty)}}. \quad (\text{C29})$$

The derivatives of the recursion coefficients are given by⁶⁸

$$\frac{\partial a_n}{\partial \mu_m} = b_{n+1} \sum_{j=0}^{n+1} \sum_{l=0}^n c_j^{n+1} c_l^n \delta_{l+j,m} - b_n \sum_{j=0}^n \sum_{l=0}^{n-1} c_j^n c_l^{n-1} \delta_{l+j,m} \quad (\text{C30})$$

$$\frac{\partial b_n}{\partial \mu_m} = \frac{b_n}{2} \left(\sum_{j=0}^n \sum_{l=0}^n c_j^n c_l^n \delta_{l+j,m} - \sum_{j=0}^{n-1} \sum_{l=0}^{n-1} c_j^{n-1} c_l^{n-1} \delta_{l+j,m} \right). \quad (\text{C31})$$

This set of partial derivatives is computed (i) in every self-consistency step to optimise the onsite-levels (Eq. A29) and (ii) in every force (Eq. C15) or torque calculation (Eq. C19).

Appendix D: Rotation matrices

The rotation matrices $R(\theta, \phi)$ in Eq. A15 are constructed from the polar and azimuthal angles θ and ϕ between the interatomic bond and the global coordinate system. (θ is the angle to the xy -plane and ϕ the angle to the x -axis in the xy -plane.) For the orbital ordering in H_{ij} of Eq. A13, the elements of the rotation matrix for p -orbitals are given by

$$\begin{aligned} R(\theta, \phi)_{1,1} &= \cos(\theta) \\ R(\theta, \phi)_{2,1} &= -\sin(\theta) \\ R(\theta, \phi)_{3,1} &= 0.0 \\ R(\theta, \phi)_{1,2} &= \cos(\phi) \sin(\theta) \\ R(\theta, \phi)_{2,2} &= \cos(\phi) \cos(\theta) \\ R(\theta, \phi)_{3,2} &= -\sin(\phi) \\ R(\theta, \phi)_{1,3} &= \sin(\phi) \sin(\theta) \\ R(\theta, \phi)_{2,3} &= \sin(\phi) \cos(\theta) \\ R(\theta, \phi)_{3,3} &= \cos(\phi) \end{aligned} \quad (\text{D1})$$

The matrix entries of the rotation matrix for d -orbitals are given by

$$\begin{aligned}
R(\theta, \phi)_{1,1} &= \cos^2(\theta) - 1/2 \sin^2(\theta) & (D2) \\
R(\theta, \phi)_{2,1} &= -\sqrt{3} \sin(\theta) \cos(\theta) \\
R(\theta, \phi)_{3,1} &= 0 \\
R(\theta, \phi)_{4,1} &= \sqrt{3/4} \sin^2(\theta) \\
R(\theta, \phi)_{5,1} &= 0 \\
R(\theta, \phi)_{1,2} &= \sqrt{3} \cos(\phi) \sin(\theta) \cos(\theta) \\
R(\theta, \phi)_{2,2} &= \cos(\phi)(\cos^2(\theta) - \sin^2(\theta)) \\
R(\theta, \phi)_{3,2} &= -\sin(\phi) \cos(\theta) \\
R(\theta, \phi)_{4,2} &= -\cos(\phi) \sin(\theta) \cos(\theta) \\
R(\theta, \phi)_{5,2} &= \sin(\phi) \sin(\theta) \\
R(\theta, \phi)_{1,3} &= \sqrt{3} \sin(\phi) \sin(\theta) \cos(\theta) \\
R(\theta, \phi)_{2,3} &= \sin(\phi)(\cos^2(\theta) - \sin^2(\theta)) \\
R(\theta, \phi)_{3,3} &= \cos(\phi) \cos(\theta) \\
R(\theta, \phi)_{4,3} &= -\sin(\phi) \sin(\theta) \cos(\theta) \\
R(\theta, \phi)_{5,3} &= -\cos(\phi) \sin(\theta) \\
R(\theta, \phi)_{1,4} &= (\cos^2(\phi) - \sin^2(\phi))\sqrt{3/4} \sin^2(\theta) \\
R(\theta, \phi)_{2,4} &= (\cos^2(\phi) - \sin^2(\phi)) \sin(\theta) \cos(\theta) \\
R(\theta, \phi)_{3,4} &= -2 \sin(\phi) \cos(\phi) \sin(\theta) \\
R(\theta, \phi)_{4,4} &= (\cos^2(\phi) - \sin^2(\phi))(\cos^2(\theta) + 1/2 \sin^2(\theta)) \\
R(\theta, \phi)_{5,4} &= -2 \sin(\phi) \cos(\phi) \cos(\theta) \\
R(\theta, \phi)_{1,5} &= \sqrt{3} \sin(\phi) \cos(\phi) \sin^2(\theta) \\
R(\theta, \phi)_{2,5} &= 2 \sin(\phi) \cos(\phi) \sin(\theta) \cos(\theta) \\
R(\theta, \phi)_{3,5} &= (\cos^2(\phi) - \sin^2(\phi)) \sin(\theta) \\
R(\theta, \phi)_{4,5} &= \sin(\phi) \cos(\phi)(\cos^2(\theta) + 1) \\
R(\theta, \phi)_{5,5} &= (\cos^2(\phi) - \sin^2(\phi)) \cos(\theta)
\end{aligned}$$

Both rotation matrices become identity matrices for $\sin(\phi) = 0$ and $\sin(\theta) = 0$. The rotation matrices for multiple orbital-types on one atom or for different orbitals on two interacting atoms are constructed by combinations of the above matrices.