

Post-buckling behaviour of a growing elastic rod

Axel A. Almet · Helen M. Byrne ·
Philip K. Maini · Derek E. Moulton

Received: date / Accepted: date

Abstract We consider mechanically-induced pattern formation within the framework of a growing, planar, elastic rod attached to an elastic foundation. Through a combination of weakly nonlinear analysis and numerical methods, we identify how the shape and type of buckling (super- or subcritical) depend on material parameters, and a complex phase-space of transition from super- to subcritical is uncovered. We then examine the effect of heterogeneity on buckling and post-buckling behaviour, in the context of a heterogeneous substrate adhesion, elastic stiffness, or growth. We show how the same functional form of heterogeneity in different properties is manifest in a vastly differing post-buckled shape. A form of inverse problem is then considered: whether different functional forms could produce the same shape, and if this could be detected. Finally, a fourth form of heterogeneity, an imperfect foundation, is incorporated and shown to have a more dramatic impact on the buckling instability, a difference that can be qualitatively understood via the weakly nonlinear analysis.

Keywords pattern formation · weakly nonlinear analysis · morphoelasticity

A. Almet
Wolfson Centre for Mathematical Biology, Mathematical Institute, University of Oxford,
Oxford, UK

H. Bryne
Wolfson Centre for Mathematical Biology, Mathematical Institute, University of Oxford,
Oxford, UK

P. Maini
Wolfson Centre for Mathematical Biology, Mathematical Institute, University of Oxford,
Oxford, UK

D.E. Moulton
Wolfson Centre for Mathematical Biology, Mathematical Institute, University of Oxford,
Oxford, UK E-mail: moulton@maths.ox.ac.uk

1 Introduction

Mechanically-induced pattern formation is a phenomenon prevalent in the morphogenesis of many biological structures, from airway wall remodelling [27], to wrinkling of skin [17], to blades of grass [13]. The prevailing feature in such systems is the deformation from a ‘trivial’ base state to a more complex geometry, with buckling induced by mechanical stress. This feature is not unique to biological systems; indeed the same basic wrinkling pattern found in an elephant’s skin can be induced by compressing a sheet of rubber. What is unique to the biological world is that such patterns tend to form without any external influence, rather the stress needed for mechanical instability is produced internally. The primary origin for this stress is differential growth, i.e. different parts of a tissue growing at different rates. Perhaps the simplest example is a tissue layer that grows relative to an underlying substrate to which it is adhered. The growth induces a compressive stress in the growing layer, and at some critical threshold the tissue buckles, exchanging compression energy for bending energy. This situation underlies the formation of numerous biological patterns, including brain development—induced by the differential growth between the cortex and subcortex [8]; intestinal crypt fission, in which epithelial tissue grows but is tethered to underlying tissue stroma [38]; even seashell ornamentation, characterised by the adhesion of the growing mantle tissue to the rigid shell that it secretes [10]. Aside from differential growth, inherent geometrical constraints can also induce buckling, for instance a row of cells growing uniformly but within a closed space will similarly develop compressive stress and ultimately buckle.

A mathematical description of growth-induced mechanical buckling can take a variety of forms. A number of discrete cell-based models have been devised, in which mechanical interactions between individual cells, coupled with cell growth or proliferation, can lead to deformation in the form of folds [15], invaginations [31], or protrusions [9, 24]. This approach is more amenable to the inclusion of cell-level biological detail. Continuum modelling, while less amenable to this level of detail, allows one to utilise analytical tools for differential equations, which may improve insight and reveal parametric relationships that are more difficult to attain from discrete models. Within 3D elasticity, growth is naturally incorporated via decomposition of the deformation gradient tensor into a growth tensor describing the local change of mass and an elastic tensor accounting for the elastic response [34]. However, beyond simple geometries such as the buckling of a sphere [5], a 3D description of buckling typically requires fully computational techniques such as finite element methods [3]. In many cases, the geometry under consideration is well-suited for a reduced dimensional analysis. This is clearly true in the case of filaments. Filaments by definition have one length scale much longer than the other two and hence are well suited to a 1D description. Kirchhoff theory for elastic rods has been applied to a diverse range of filamentary systems, such as DNA coiling [36], neurite motility [33], plant tendril twisting [20], and many more. A planar rod description may also be relevant even in an inherently 2D sys-

tem: for instance when a sheet of tissue deforms approximately uniformly in a transverse direction, or when a cross-section of tissue deforms such as in the circumferential wrinkling of a tube [26,6,4].

Within a continuum formalism, a commonly-considered problem is a planar rod on an elastic foundation or substrate, typically with the ends fixed. The basic premise is that growth (axial elongation) of the rod generates compressive stress, creating buckling from a flat to a curved state, but this deformation is resisted by elastic tethering to a fixed substrate. This basic setup, or very similar, has been studied for many years in an engineering context (where ‘thermal expansion’ typically plays the role of ‘growth’), dating back to classic works of Timoshenko [37] and Biot [7], and continues to find new interest and applications.

It is only more recently that the relation to biological pattern formation has become clear and similar systems have been specialised for biological problems. An important aspect that distinguishes biological systems from the above examples is the various ways in which growth can occur; a key challenge here is connecting a continuum level description of growth to underlying cell-level processes. This has stimulated extensive mathematical modelling development and has created the need for a systematic framework. There are three such works of particular relevance for the present paper. In Moulton et al. [28], the theory of Kirchhoff rods was extended by incorporating growth in a manner inspired by the morphoelastic decomposition. This is the framework upon which our analysis is built. Also of note are recent descriptions of buckling in the context of intestinal crypt formation, invaginations that are present throughout the intestines. Edwards and Chapman [16] applied a continuum mechanics approach to the formation of a single crypt. They modelled the crypt epithelium and its underlying tissue stroma as a beam upon a viscoelastic foundation. By performing a linear stability and eigenvalue analysis of buckling, they examined the effect of changes to proliferation, cell death, adhesion, or motility. Nelson et al. [29] complemented this analysis with a ‘bilayer’ model representing an epithelial layer connected to a flexible substrate. Nelson et al. also conducted an eigenvalue analysis similar to Edwards and Chapman and combined this with a numerical analysis of the full, nonlinear model, demonstrating the influence of heterogeneity in both growth and bending stiffness on the resulting buckled crypt shape. Similar systems, but in 2D using plate theory, have also explored pattern formation due to growth instabilities. Hannezo et al. [21] characterised transitions from crypt-like to herringbone and labyrinth patterns; Nelson et al. extended their 1D models in [30] and found that crypt patterning could be most strongly controlled through heterogeneity in growth.

Our objective in this paper is to use the morphoelastic rod framework of Moulton et al. [28] to extend the results of [16,29] and analyse unexplored features that are of general relevance. A focal point for our analysis is the behaviour of the system beyond the initial buckling. In an engineering context, buckling will typically signify failure, and so the threshold value to induce buckling may be the most relevant quantity. For pattern formation in biology,

on the other hand, the shape evolution well beyond the initial instability is often critical to the final pattern (and its biological functionality), and hence analysis only of the onset of instability is insufficient.

Also of relevance in many biological systems is understanding the role of heterogeneity in mechanical pattern formation. Heterogeneity can arise in three main forms: growth¹, the mechanical properties of the rod, or substrate adhesion. Here it is important to distinguish between growth and remodelling. Growth refers to an increase (or decrease) in mass, i.e. a change in size of a tissue layer without any change in its material properties. Remodelling, on the other hand, refers to a change in material properties without any change in mass, e.g. due to fibre reorientation or cell differentiation. In a growing tissue, both of these processes occur and will commonly occur non-uniformly. The crypt, for instance, is not a layer of uniform cells, but rather consists of a clear proliferative hierarchy of cells with varying rates of division as one moves up the crypt axis [39]. Heterogeneity in adhesion may occur due to non-uniform changes in the substrate layer, or in a biological context due to changes in the cells, or may occur due to buckling itself, for instance due to viscoelastic effects.

Both of these features—large deformation beyond buckling and heterogeneity—pose significant mathematical challenges. To capture post-buckling behaviour requires analysis of a nonlinear system of equations, as opposed to the linear stability analysis that can be used to detect buckling. Furthermore, including heterogeneity complicates the use of many analytical tools, either rendering the system analytically intractable or complicating attempts to unfold bifurcations. Here, rather than rely fully on computational techniques, our approach is to analyse post-buckling behaviour and the effect of heterogeneity through a combination of a weakly nonlinear analysis and numerical solution. This approach yields a broad understanding of the role of heterogeneities in growth, material properties, and adhesion, and reveals features of post-buckling pattern formation not described in previous analyses.

We consider a 1D model system of a growing planar rod on an elastic foundation, serving both as an extension of the classical setup and as an abstracted framework for several of the aforementioned biological systems. The rod is subject to growth in the axial direction and clamped boundary conditions, which drive buckling at a critical growth. The goal of this paper is to understand the factors driving the onset of buckling and the post-buckling behaviour. In particular, we investigate how the buckling and post-buckling behaviour changes in the presence of spatial heterogeneity in material properties, obtaining explicit relations for how the pitchfork bifurcation that arises is impacted by heterogeneity, and exploring the shape evolution in the nonlinear post-buckled regime.

The remainder of this paper is structured as follows. In Section 2, we outline the general theory for Kirchoff rods and incorporation of growth, as developed

¹ Here we refer to non-uniform growth along the axis of the buckling tissue, not the differential growth that is assumed to occur between layers.

in [28]. Then, in Section 3 we summarise the linear stability analysis before extending to a weakly nonlinear analysis. The results of the weakly nonlinear analysis and numerical analysis of the full nonlinear model are presented in Section 4, first in a homogeneous setting, then with the addition of different material heterogeneities. Finally, we close by discussing the implications of our results and directions for future model extensions.

2 Model setup

As a model system to investigate post-buckling in growing slender structures, we consider in this paper an extensible and unshearable planar rod in quasi-static mechanical equilibrium. The rod is constrained geometrically by clamped-clamped boundary conditions, and is also adhered to an elastic (Winkler) foundation. Growth of the rod is modelled under the morphoelastic rod framework of [28]. In this framework, one identifies three distinct configurations: an initial reference configuration parametrised by the arc length S_0 ; a grown virtual configuration, parameterised by S and referred to as the ‘reference’ configuration; and the current configuration, parameterised by s . This framework is summarised in Figure 1. In the initial, reference, and current configurations, the total rod lengths are L_0 , L , and l , respectively. The rod arc length is assumed to evolve through an axial growth process, described by the growth stretch $\gamma(S_0) = \partial S / \partial S_0$, followed by an elastic response, encapsulated by the elastic stretch α . The total stretch of the rod λ from initial to current configuration is then given by

$$\lambda = \alpha\gamma \Leftrightarrow \frac{\partial s}{\partial S_0} = \frac{\partial s}{\partial S} \frac{\partial S}{\partial S_0}. \quad (1)$$

This is the 1D analogue of the multiplicative decomposition of the deformation gradient tensor employed in 3D morphoelasticity [34, 5, 28].

Let the rod’s centerline be given by (x, y) , and let θ denote the angle between the tangent vector, $\mathbf{d}_3 = \cos \theta \mathbf{e}_x + \sin \theta \mathbf{e}_y$, and the x -axis. This is expressed by

$$\frac{\partial x}{\partial S_0} = \alpha\gamma \cos \theta, \quad \frac{\partial y}{\partial S_0} = \alpha\gamma \sin \theta, \quad (2)$$

(The scale factor $\alpha\gamma$ accounts for the fact that we parametrise the system by the initial arclength parameter S_0 , as opposed to the current arclength parameter s .) Defining the resultant force and moment in the rod by $\mathbf{n} = F\mathbf{e}_x + G\mathbf{e}_y$ and $\mathbf{m} = m\mathbf{e}_z$, the balance of linear and angular momentum give

$$\frac{\partial F}{\partial S_0} + \gamma f = 0, \quad \frac{\partial G}{\partial S_0} + \gamma g = 0, \quad (3)$$

$$\frac{\partial m}{\partial S_0} + \alpha\gamma(G \cos \theta - F \sin \theta) = 0. \quad (4)$$

Here $\mathbf{f} = f\mathbf{e}_x + g\mathbf{e}_y$ is the external body force, which is assumed to be solely due to the underlying foundation.

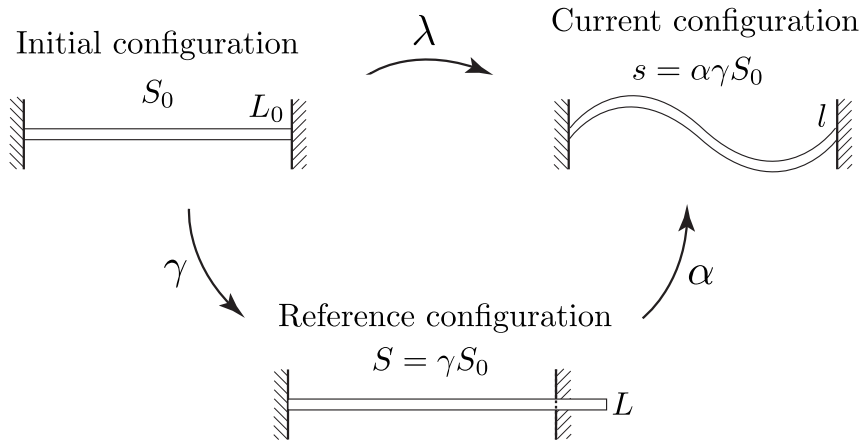


Fig. 1: **The different morphoelastic rod configurations.** A rod that is initially confined to a (finite) interval grows in a virtual, unstressed reference configuration, before being mapped to the current configuration, where it is subject to boundary conditions and loads. The rod is parametrised by a different arc length in each configuration. The respective rod lengths have been indicated. The parameters γ , α and λ denote the growth, elastic, and total stretches, respectively.

To this system we add a constitutive equation relating moment to curvature:

$$m = \frac{EI}{\gamma} \frac{\partial \theta}{\partial S_0}, \quad (5)$$

The parameter E is the Young's modulus of the rod, and is taken for now to be constant, and I denotes the (second) moment of inertia, respectively. For an extensible rod, we take the axial stress to be related to the elastic stretch α via a linear constitutive relation

$$F \cos \theta + G \sin \theta = EA(\alpha - 1), \quad (6)$$

where A is the cross-sectional area of the rod.

The foundation is assumed to be a linearly elastic medium occupying an interval along the x -axis, as is the rod. Initially the foundation is a distance y_0 from the rod centreline and the rod is glued to the x -axis; that is, a point $(S_0, 0)$ along the x -axis is attached to a point (S_0, y_0) on the rod. We can set $y_0 = 0$ without loss of generality. No remodelling takes place, so these two points are still connected in the reference configuration, and are now at $(S/\gamma, 0)$ and (x, y) respectively. Therefore the body force acting on the rod (as a force per initial length) is

$$f \mathbf{e}_x + g \mathbf{e}_y = -\frac{Ek}{\gamma} [(x - S_0) \mathbf{e}_x + y \mathbf{e}_y], \quad (7)$$

where we assume the foundation stiffness is proportional to that of the rod, with the dimensionless positive parameter k comparing the stiffness of the foundation to that of the rod. The factor of $1/\gamma$ indicates that the body force is parametrised with respect to the initial configuration, and that no remodelling occurs after growth.

The system is closed with the clamped boundary conditions at $S_0 = 0$ and L_0 :

$$x(0) = 0, \quad x(L_0) = L_0, \quad y(0) = y(L_0) = 0, \quad \theta(0) = \theta(L_0) = 0. \quad (8)$$

2.1 Non-dimensionalisation

Next, we non-dimensionalise the system using the standard Kirchhoff scaling [12, 19, 18] and circumflexes to denote non-dimensional quantities:

$$\{S_0, x, y\} = (A/I)^{1/2} \{\widehat{S}_0, \widehat{x}, \widehat{y}\}, \quad \{F, G\} = EA \{\widehat{F}, \widehat{G}\}, \quad m = E(AI)^{1/2} \widehat{m}. \quad (9)$$

Dropping the circumflexes of independent and dependent variables for notational convenience, Equations (2)–(4) simplify to

$$\frac{\partial x}{\partial S_0} = \alpha \gamma \cos \theta, \quad \frac{\partial y}{\partial S_0} = \alpha \gamma \sin \theta, \quad (10)$$

$$\frac{\partial F}{\partial S_0} = \widehat{k}(x - S_0), \quad \frac{\partial G}{\partial S_0} = \widehat{k}y, \quad (11)$$

$$\frac{\partial \theta}{\partial S_0} = \gamma m, \quad \frac{\partial m}{\partial S_0} + \alpha \gamma (G \cos \theta - F \sin \theta) = 0. \quad (12)$$

The constitutive law for extensibility now reads

$$F \cos \theta + G \sin \theta = \alpha - 1. \quad (13)$$

The dimensionless boundary conditions are

$$x(0) = 0, \quad x(\widehat{L}_0) = \widehat{L}_0, \quad y(0) = y(\widehat{L}_0) = 0, \quad \theta(0) = \theta(\widehat{L}_0) = 0, \quad (14)$$

where the remaining (non-dimensional) parameters are

$$\widehat{L}_0 = L_0(A/I)^{1/2}, \quad \widehat{k} = \frac{kI}{A^2}. \quad (15)$$

Note that the non-dimensional rod length \widehat{L}_0 depends on the ratio of two length characteristics of the rod: its initial total length L_0 and the thickness, characterised by $(I/A)^{1/2}$. For instance, for a rod with circular cross-section of radius r , we have $I = \pi r^4/4$, $A = \pi r^2$, and hence $\widehat{L}_0 = 2L_0/r \gg 1$.

3 Stability Analysis

In this section, we present the analytical tools that we will use to investigate the buckling and post-buckling behaviour of the morphoelastic rod. We first adapt and summarise the linear stability analysis from [28], used to calculate the growth bifurcation value, γ^* , before unfolding the bifurcation with a weakly nonlinear analysis.

3.1 Linear stability analysis

We first determine the critical growth stretch γ^* and corresponding buckling mode using a linear stability analysis. The calculations in this section are also present in Moulton et al. [28], but are summarised here for completeness and to motivate the weakly nonlinear analysis. Inspecting the system (10)–(14), for all $\gamma > 1$ there exists a base solution corresponding to a straight, compressed rod; that is, with $\theta \equiv 0$ and the total stretch $\lambda = 1$:

$$x^{(0)} = S_0, \quad y^{(0)} = 0 \quad F^{(0)} = \frac{1-\gamma}{\gamma}, \quad G^{(0)} = \theta^{(0)} = m^{(0)} = 0. \quad (16)$$

Expanding each variable about the base solution so that, for example, $x = x^{(0)} + \delta x^{(1)} + O(\delta^2)$, where δ is an arbitrary small parameter, and considering $O(\delta)$ terms, leads to the linearised system

$$x^{(1)'} - \gamma F^{(1)} = 0, \quad y^{(1)'} - \theta^{(1)} = 0, \quad (17)$$

$$F^{(1)'} - \widehat{k}x^{(1)} = 0, \quad G^{(1)'} - \widehat{k}y^{(1)} = 0, \quad (18)$$

$$\theta^{(1)'} - \gamma m^{(1)} = 0, \quad m^{(1)'} + \frac{(\gamma-1)}{\gamma}\theta^{(1)} + G^{(1)} = 0, \quad (19)$$

where $' = \partial/\partial S_0$. We observe that $\{x^{(1)}, F^{(1)}\}$ are decoupled from $\{y^{(1)}, G^{(1)}, m^{(1)}, \theta^{(1)}\}$, and that (17)–(19) can be expressed as two ordinary differential equations for $x^{(1)}$ and $y^{(1)}$,

$$Lx^{(1)} := x^{(1)''} - b^2x^{(1)} = 0, \quad (20)$$

$$My^{(1)} := y^{(1)''''} + 2ay^{(1)''} + b^2y^{(1)} = 0, \quad (21)$$

where the coefficients a and b are defined by

$$a = \frac{\gamma-1}{2}, \quad b = \left(\widehat{k}\gamma\right)^{\frac{1}{2}}. \quad (22)$$

Solving Equation (20) subject to $x^{(1)}(0) = x^{(1)}(\widehat{L}_0) = 0$ leads to the trivial solution $x^{(1)} \equiv 0$ (and subsequently $F^{(1)} \equiv 0$). Turning to Equation (21), our linearised boundary conditions are

$$y^{(1)} = y^{(1)'} = 0 \quad \text{at} \quad S_0 = 0, \widehat{L}_0. \quad (23)$$

Seeking solutions of the form $y^{(1)} \sim e^{i\omega S_0}$ (valid on an infinite domain) leads to the following oscillation frequencies

$$\omega_{\pm}^2 = a \pm (a^2 - b^2)^{\frac{1}{2}}. \quad (24)$$

We remark that in order for non-damped oscillations to exist over the (finite) domain, we require $a \geq b$. Applying the four boundary conditions for $y^{(1)}$, specified by Equation (23), yields the solution

$$y^{(1)} = C_1 [\cos(\omega_+ S_0) - \cos(\omega_- S_0) + C_2 \sin(\omega_+ S_0) + C_3 \sin(\omega_- S_0)], \quad (25)$$

where the constants C_2 and C_3 are given by

$$C_2 = \frac{\omega_- (\cos(\widehat{L}_0 \omega_-) - \cos(\widehat{L}_0 \omega_+))}{\omega_- \sin(\widehat{L}_0 \omega_+) - \omega_+ \sin(\widehat{L}_0 \omega_-)}, \quad C_3 = \frac{\omega_+ (\cos(\widehat{L}_0 \omega_+) - \cos(\widehat{L}_0 \omega_-))}{\omega_- \sin(\widehat{L}_0 \omega_+) - \omega_+ \sin(\widehat{L}_0 \omega_-)}, \quad (26)$$

and the critical growth value γ^* must satisfy the relation

$$a \sin(\widehat{L}_0 \omega_+) \sin(\widehat{L}_0 \omega_-) + b \cos(\widehat{L}_0 \omega_+) \cos(\widehat{L}_0 \omega_-) - b = 0. \quad (27)$$

If (27) is satisfied, then the buckled solution is given by (25), but with arbitrary constant C_1 . For later convenience, we thus define the function \hat{y} to be the determined part of this function, i.e.

$$\hat{y} := C_1^{-1} y^{(1)}. \quad (28)$$

The smallest value of $\gamma > 1$ that satisfies (27) occurs when $a = b$ (and, hence, $\omega_1 = \omega_2$), giving

$$\gamma_{\text{inf}}^* = 1 + 2\widehat{k} + 2 \left(\widehat{k} + \widehat{k}^2 \right)^{\frac{1}{2}}, \quad (29)$$

where $\widehat{k} = kI/A^2$. Although it appears that γ_{inf}^* does not vary with any length scale, this is not entirely true. For example, for a rod with circular cross-section of radius r , then from (15), $\widehat{k} \propto k$. However, for a rectangular cross-section with height h and width w , $\widehat{k} \propto kh/w$. Additionally, this value of γ only leads to oscillations if the rod length \widehat{L}_0 is infinite, and results in the trivial solution over a finite domain. Therefore the critical growth value γ^* is the first value of $\gamma > \gamma_{\text{inf}}^*$ that solves (27).

3.2 Weakly nonlinear analysis

Having summarised the above results from [28] that are key for us, we now carry out a weakly nonlinear analysis. For a given root of (27), the buckled solution is only determined to within the arbitrary constant C_1 . In order to understand the behaviour of the buckled rod as it continues to grow, it is necessary to determine how the buckling amplitude C_1 depends on γ , which

we accomplish through a weakly nonlinear analysis. We unfold the bifurcation by introducing the ansatz

$$\gamma = \gamma^* + \varepsilon\gamma^{(1)}, \quad (30)$$

where ε is a fixed small parameter (whereas δ is small, but arbitrary) and $\gamma^{(1)} = O(1)$ is a control parameter describing the proximity to the growth bifurcation point γ^* . Substituting (30) into (12), re-expanding θ and m and retaining higher-order terms in θ reveals that the nonlinearities will be balanced by growth if $\varepsilon = O(\delta^2)$. Setting $\varepsilon = \delta^2$ and re-expanding our variables about the trivial solution (16) as a power series in δ leads to the following system of differential equations for each order $O(\delta^n)$, $n \geq 1$,

$$x^{(n)'} - \gamma^* F^{(n)} = h_{x^{(n)}}, \quad y^{(n)'} - \theta^{(n)} = h_{y^{(n)}}, \quad (31)$$

$$F^{(n)'} - \widehat{k}x^{(n)} = h_{F^{(n)}}, \quad G^{(n)'} - \widehat{k}y^{(n)} = h_{G^{(n)}}, \quad (32)$$

$$\theta^{(n)'} - \gamma^* m^{(n)} = h_{\theta^{(n)}}, \quad m^{(n)'} + \frac{(\gamma^* - 1)}{\gamma^*} \theta^{(n)} + G^{(n)} = h_{m^{(n)}}. \quad (33)$$

Here, the functions $h_{x^{(n)}}$, $h_{y^{(n)}}$, $h_{F^{(n)}}$, $h_{G^{(n)}}$, $h_{\theta^{(n)}}$, and $h_{m^{(n)}}$ denote inhomogeneities due to lower order terms. As was the case in Section 3.1, the system decouples into two linear operators acting on $x^{(n)}$ and $y^{(n)}$,

$$Lx^{(n)} = h'_{x^{(n)}} + \gamma^* h_{F^{(n)}} =: H_{x^{(n)}}, \quad (34)$$

$$My^{(n)} = h'''_{y^{(n)}} + 2ah'_{y^{(n)}} + h''_{\theta^{(n)}} + \gamma^* (h'_{m^{(n)}} - h_{G^{(n)}}) =: H_{y^{(n)}}. \quad (35)$$

For general $n \geq 1$, the boundary conditions for $y^{(n)}$ are now given by

$$y^{(n)} = 0, \quad y^{(n)'} = h_{y^{(n)}} \quad \text{at} \quad S_0 = 0, \quad \widehat{L}_0. \quad (36)$$

Observe that the homogeneous problems, (20) and (21), along with the boundary conditions— $x^{(1)}(0) = x^{(1)}(\widehat{L}_0) = 0$ and (23), respectively—are self-adjoint. When $n = 1$, we recover the linearised system described by Equations (17)–(19), i.e. $H_{x^{(1)}} = H_{\theta^{(1)}} \equiv 0$. At $n = 2$ we find that $H_{\theta^{(2)}} \equiv 0$, giving us no further information on the buckling amplitude C_1 ; however, $H_{x^{(2)}}$ is nonlinear in $\theta^{(1)}$ and thus a non-trivial solution for $x^{(2)}$ exists, as $x^{(1)}$ is trivial and the Fredholm Alternative Theorem is immediately satisfied. Hence, we must consider $O(\delta^3)$ terms to obtain the amplitude equation for C_1 . This leads us to consider the inhomogeneities $H_{y^{(3)}}$, which can be expressed solely in terms of $x^{(2)}$ and $y^{(1)}$ and their derivatives. Then, by the Fredholm Alternative Theorem, a solution for $y^{(3)}$ exists if and only if the following solvability condition is satisfied:

$$\int_0^{\widehat{L}_0} (My^{(3)}) \widehat{y} \, dS_0 = \int_0^{\widehat{L}_0} (H_{y^{(3)}}) \widehat{y} \, dS_0 = 0, \quad (37)$$

where \widehat{y} solves the homogeneous problem, defined by (28). The only unknown quantity in (37) is the coefficient C_1 ; hence this solvability condition for $y^{(3)}$

provides a relation between the buckling amplitude C_1 and the distance from the critical buckling growth parameter, expressed by $\gamma^{(1)}$. Simplifying this condition (see Appendix A) leads us to deduce that

$$C_1 \left(K_1 C_1^2 + K_2 \gamma^{(1)} \right) = 0. \quad (38)$$

The constants K_1 , K_2 are tedious to compute analytically, but nevertheless only depend only on the material parameters \hat{k} and \hat{L}_0 , and through them the critical growth γ^* . It can also be shown (Appendix A) that $K_2 > 0$ for all parameter choices. Equation (38) shows that the system exhibits a pitchfork bifurcation, a known property of similar systems [29, 23]. The three branches of the pitchfork are given by

$$C_1 = 0, \quad C_1^2 = -\frac{K_2}{K_1} \gamma^{(1)}. \quad (39)$$

This shows that the bifurcation will be supercritical if $K_1 < 0$, and subcritical if $K_1 > 0$. In the next section, we explore the dependence of K_1 on \hat{k} and \hat{L}_0 and its effect on the buckling and post-buckling behaviour.

4 Buckling and post-buckling behaviour

Having established a relationship for the post-buckling amplitude, we now explore the effect of material parameters and heterogeneity on the buckling and post-buckling behaviour. First we examine the form of bifurcation in a homogeneous setting, effectively by analysing how the critical buckling growth γ^* , the buckling mode, and the pitchfork constants K_1 and K_2 vary with the two free parameters in the non-dimensional system, \hat{L}_0 and \hat{k} . We then adapt the weakly nonlinear analysis to incorporate heterogeneity and investigate the impact of non-uniformity in foundation stiffness, rod stiffness, and growth. In each case, we complement the analytical work by solving the full nonlinear system (10)–(14), using the numerical package AUTO-07p [14]. AUTO-07p uses pseudo-arclength continuation to trace solution families and solves the system with an adaptive polynomial collocation method.

4.1 Effect of length and foundation stiffness

In Figures 2–3, we plot bifurcation diagrams for varying values of the dimensionless foundation stiffness \hat{k} and the dimensionless rod length \hat{L}_0 , respectively, for increasing growth. The horizontal axis in each case is the growth parameter γ , and the vertical axis plots the non-trivial branches, $\pm \|y\| := \pm \max_{S_0} |y(S_0)|$, which is closely related to the value of the constant C_1 but more representative of the post-buckling amplitude. The solid lines are determined from the weakly nonlinear analysis, while the dashed lines are numerical results. We also plot the buckled shape $(x(S_0), y(S_0))$ at the specified points for each branch.

As \widehat{k} increases, the buckling occurs for increased mode number, reflecting the energy trade-off that as the foundation stiffness is increased, a large amplitude is penalised more by a high foundation energy, and hence higher bending energy is sacrificed to have a lower amplitude. An increased value of \widehat{k} also leads to an increase in γ^* , which shows that the foundation is serving to stabilise the rod against buckling. This can again be understood in terms of an energy trade-off, but in this case it is the compressive energy in the grown but unbuckled state that is being sacrificed. It is important to note that this feature could not occur in an inextensible rod, for which the trivial state does not exist for any $\gamma > 1$.

Considering length \widehat{L}_0 leads to similar changes in both critical buckling growth and mode number. However, while the buckling mode increases for increasing length, the critical buckling growth *decreases*. Recalling the scaling $\widehat{L}_0 = L_0(A/I)^{1/2}$, this reflects the notion that a short or thick rod can endure more growth before buckling, and will buckle at lower mode. We note also that as $\widehat{L}_0 \rightarrow \infty$, $\gamma^* \rightarrow \gamma_{\text{inf}}^*$, the critical growth value for buckling on an infinite domain (29).

Perhaps most notable is the transition from supercritical to subcritical bifurcation evident in both diagrams. We find that subcritical bifurcations occur for large enough \widehat{k} or small enough \widehat{L}_0 . We find through numerical continuation that the subcritical branches then fold back, a feature not captured by the weakly nonlinear analysis at order $O(\delta^3)$. A linear stability analysis (see Appendix B) confirms that the portion of the subcritical branch before folding back is unstable, while the portion after the fold-back is stable. (As would be expected, the curved branches are stable in the supercritical case.) This implies that a subcritical bifurcation signifies a discontinuous jump from the trivial flat state to the finite amplitude stable branch, as well as the presence of a hysteresis loop if γ is subsequently decreased.

4.2 Locating the pitchfork transition

For given parameters \widehat{k} and \widehat{L}_0 , the weakly nonlinear analysis enables us to determine the type of pitchfork bifurcation simply by computing the sign of K_1 . Figure 4 shows the regions in \widehat{k} - \widehat{L}_0 space where supercritical and subcritical pitchforks occur. Note that despite having an explicit expression for K_1 , the actual computation of its value was done numerically as it requires root finding for the eigenvalue γ^* . Hence, to produce Figure 4 we computed K_1 over a discrete grid in the \widehat{k} - \widehat{L}_0 plane. The transition boundary was then verified at several points through numerical path following in AUTO-07p.

Unexpectedly, we do not find a simple monotonic transition boundary, as seen in similar studies [22], but rather an intricate pattern with an oscillatory structure that, to our knowledge, has not been reported before. This structure implies that multiple transitions between super- and subcritical buckling can occur for a fixed \widehat{k} and varying \widehat{L}_0 (or vice versa); that is, simply increasing the length of the rod monotonically can create repeated transitions between

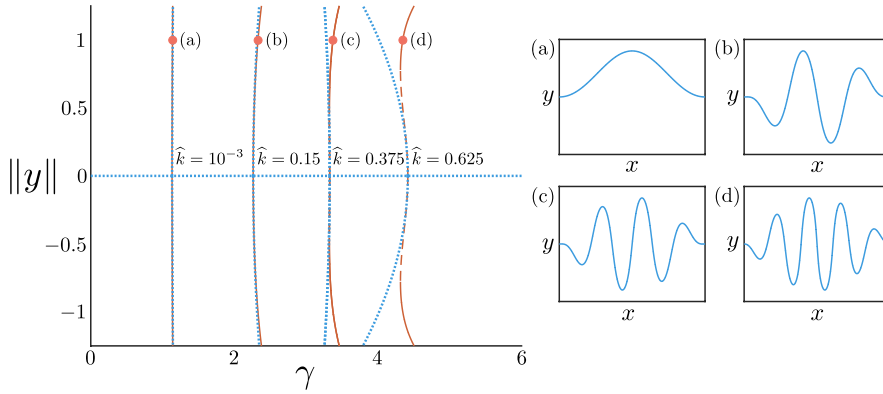


Fig. 2: **Bifurcation diagram for varying foundation stiffness.** Bifurcation diagram plotting $\pm\|y\| = \pm\max_{S_0}|y(S_0)|$ against γ from weakly nonlinear analysis (blue, dotted lines) and numerical continuation (red) of the full model (10)–(14); stable solutions are marked with solid lines, while dashed lines represent unstable solutions. Each non-trivial branch denotes a continuation in γ for a fixed value of \hat{k} . The buckled shape $(x(S_0), y(S_0))$ is plotted at the point $\|y\| = 1$ (orange dot) for (a) $\hat{k} = 10^{-3}$, (b) $\hat{k} = 0.15$, (c) $\hat{k} = 0.375$, and (d) $\hat{k} = 0.625$. The dimensionless rod length is fixed to be $\hat{L}_0 = 20$ for all cases.

super- and subcritical bifurcation. For an infinite rod, the transition can be computed as $\hat{k} \approx 0.38196$ (see B); this point is included as a dashed, horizontal line in Figure 4, and it appears that as $\hat{L}_0 \rightarrow \infty$, the oscillations dampen and the transition boundary approaches this constant value. By contrast, as \hat{L}_0 decreases, the oscillation amplitude increases, although the slenderness assumption of the rod breaks down as $\hat{L}_0 \sim O(1)$. Whether the non-monotonic structure in the intermediate region, which still has oscillations of moderate amplitude, has an intuitive explanation, or whether it can be observed physically, are interesting open questions, but ones that we postpone for future study.

4.3 Parameter heterogeneity

Thus far, we have assumed spatial homogeneity in model parameters. However, in many biological systems, heterogeneities are inherent in the system. This raises the question of how a given heterogeneity is manifest in the buckled pattern. To explore this, we initially consider three distinct forms of heterogeneity in: the foundation stiffness, the rod stiffness, and the growth. Each heterogeneity has a clear biological interpretation. For example, in the intestinal crypts, these heterogeneities would correspond to: the different types of extracellular matrix secreted by the cells comprising the underlying tissue stroma (founda-

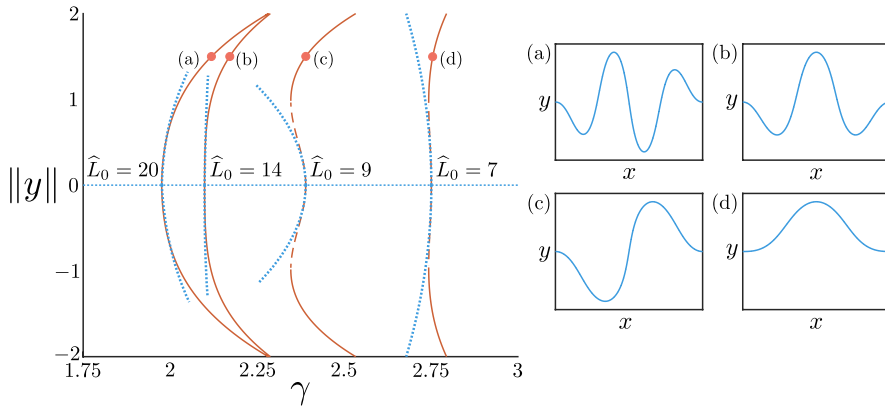


Fig. 3: Bifurcation diagram for varying rod length. Bifurcation diagram plotting $\pm\|y\| = \pm\max_{S_0}|y(S_0)|$ against γ from weakly nonlinear analysis (blue, dotted lines) and numerical continuation (red) of the full model (10)–(14); stable and unstable solutions are marked with solid and dashed lines respectively. The buckled shape $(x(S_0), y(S_0))$ is plotted at the point $\|y\| = 1.5$ (orange dot) for (a) $\hat{L}_0 = 20$, (b) $\hat{L}_0 = 14$, (c) $\hat{L}_0 = 9$, and (d) $\hat{L}_0 = 7$. The dimensionless foundation stiffness \hat{k} is set to $\hat{k} = 0.1$ for all cases.

tion heterogeneity), the mechanical properties of epithelial cells in the crypt (stiffness heterogeneity), and the variations in the proliferative capacity of these cells (growth heterogeneity). In order to understand the effect of each type of spatial heterogeneity, we examine heterogeneity for each parameter in isolation.

With parameter heterogeneity, it becomes increasingly difficult to obtain analytically tractable results with a weakly nonlinear analysis, especially if the amplitude of the heterogeneity is pronounced. Nevertheless, when the parameters are close to homogeneous, we can extend the weakly nonlinear analysis and, in particular, ask how the heterogeneity impacts the pitchfork bifurcations observed in the homogeneous case. We complement this analysis with numerical solutions of the full system defined by Equations (10)–(14). For computational convenience, heterogeneity is incorporated via a sequence of numerical continuations in the growth and heterogeneity parameters.

We model heterogeneity as a spatial deviation from a baseline homogeneous state. In general, for an arbitrary parameter μ , we consider

$$\mu(S_0) = \mu_0 + \hat{\epsilon}\mu_0\xi(S_0), \quad (40)$$

Here, the constant μ_0 corresponds to the baseline homogeneous value, and the function $\xi(S_0)$ captures the spatial variation, modulated by the amplitude factor $\hat{\epsilon}$ and constrained only by the requirement that $\mu \geq 0$.

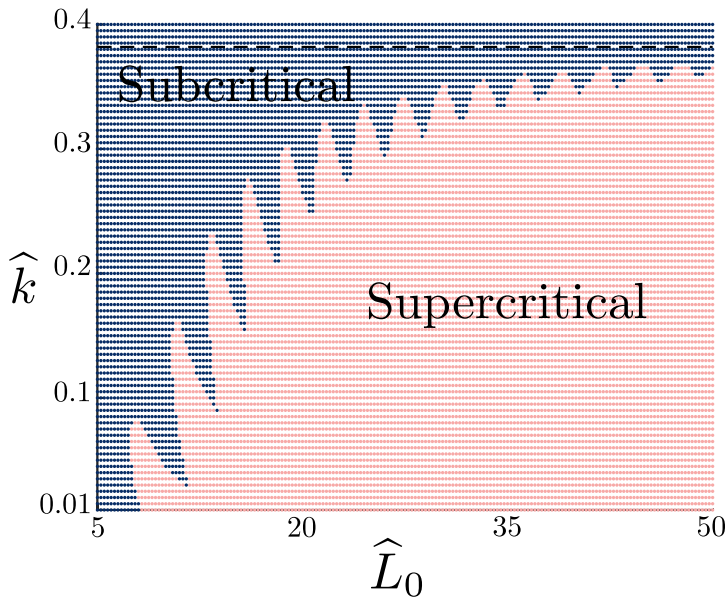


Fig. 4: **Phase diagram of pitchfork bifurcations.** The regions have been determined by computing the sign of K_1 at each point on a discretised grid of \widehat{k} and \widehat{L}_0 . Subcritical pitchfork bifurcations ($K_1 > 0$) have been labelled with dark blue crosses, while supercritical pitchfork bifurcations are labelled with an orange dot ($K_1 < 0$). The dashed line corresponds to the transition value of \widehat{k} in the infinite-length case, $\widehat{k} \approx 0.38196$ (see B).

With heterogeneity introduced, the weakly nonlinear analysis can be viewed as a two-parameter unfolding, both in the distance from the critical buckling growth, via $\gamma = \gamma^* + \varepsilon\gamma^{(1)}$, and in the distance from homogeneity, characterised by $\widehat{\varepsilon}$. We are thus faced with balancing three small parameters: ε , $\widehat{\varepsilon}$, and the order of the expanded variables, which we denoted by δ , e.g. as in $y = \delta y^{(1)} + O(\delta^2)$. In the homogeneous case the correct balance is given by $\varepsilon = \delta^2$. With $\widehat{\varepsilon} > 0$, numerous balances could be sought, and a full analysis of the two-parameter unfolding is beyond the scope of this paper. Our approach involves starting from homogeneity, and increasing the order of $\widehat{\varepsilon}$ to see when and how it first impacts on buckling. Hence, we again take $\varepsilon = \delta^2$, and consider $\widehat{\varepsilon} = \delta^\beta \eta$, with $\beta > 1$ and η an $O(1)$ control parameter.

The three cases we wish to consider for heterogeneity are:

- **Foundation heterogeneity**, for which $\mu = \widehat{k}$;
- **Rod stiffness heterogeneity**, for which $\mu = E$, the Young's modulus²;

² In this case heterogeneity is incorporated prior to non-dimensionalization, and scaling proceeds using the baseline value. Note also that we do not vary the Young's modulus E present in the definition of the foundation force (7), to distinguish the material properties in the foundation from material properties of the rod itself.

– **Growth heterogeneity**, for which $\mu = \gamma$.

Perturbing each of these parameters via (40) has a similar effect on the weakly nonlinear analysis. In each case, it is easy to show that for $\beta > 2$, the heterogeneity does not affect the weakly nonlinear analysis up to $O(\delta^3)$, and therefore does not affect the buckling amplitude C_1 . Consequently, the bifurcation relation (39) is unaffected. When $\beta = 2$, the heterogeneity first has an impact (up to $O(\delta^3)$) and, hence, it is for this case that we adapt the analysis. At $O(\delta^3)$, the corrective term $y^{(3)}$ now satisfies

$$My^{(3)} = H_{y^{(3)}}^{\text{old}} + \eta H_{y^{(3)}}^{\text{new}}. \quad (41)$$

The first term on the right hand side, $H_{y^{(3)}}^{\text{old}}$, corresponds to the inhomogeneities in the homogeneous case, while $H_{y^{(3)}}^{\text{new}}$ describes the effects of the heterogeneity (40).

For each parameter considered, evaluating the solvability condition (37) leads to a new equation for C_1 :

$$C_1 \left(K_1 C_1^2 + K_2 \gamma^{(1)} + K_3 \eta \right) = 0. \quad (42)$$

The constants K_1 and K_2 are identical those in Equation (38) (see A). The heterogeneity is fully encapsulated in the term K_3 , defined straightforwardly by

$$K_3 = C_1^{-1} \int_0^{\hat{L}_0} H_{y^{(3)}}^{\text{new}} \hat{y} \, dS_0. \quad (43)$$

The heterogeneous model, hence, undergoes a translated pitchfork bifurcation, where the branches are given by

$$C_1 = 0, \quad C_1^2 = -\frac{K_2}{K_1} \gamma^{(1)} - \frac{K_3}{K_1} \eta. \quad (44)$$

Observe that since ξ appears in $H_{y^{(3)}}^{\text{new}}$ only, and hence in K_3 only, it does not affect the type of pitchfork that occurs, but merely translates it. That is, setting $C_1 = 0$ in the non-trivial branch gives $\gamma^{(1)} = -(K_3/K_2)\eta$; recalling (30), the critical growth γ^* is now shifted to

$$\gamma^* = \gamma_0^* - \delta^2 \frac{K_3}{K_2} \eta, \quad (45)$$

where γ_0^* is the critical growth stretch for the rod in a homogeneous setting, as determined from the linear stability analysis in Section 3.1. Hence, we see that the material heterogeneity (40) results in an $\mathcal{O}(\delta^2)$ shift in γ^* . Since $K_2 > 0$, the direction and degree of the shift is determined by K_3 . Generally, K_3 provides the ‘metric’ for whether the heterogeneity has a net effect of strengthening or weakening the effect of the material parameter.

In order to investigate greater amplitudes of heterogeneity and the post-buckling shape evolution, we perform numerical continuation on the full model.

As an illustrative example, we apply the same form of heterogeneity for each of the three parameters: $\xi(S_0) = \cos(2\pi S_0/\hat{L}_0)$ and $\hat{\epsilon} = 0.9$, characterising a significant decrease in the middle region and increase in the outer regions. Figure 5 depicts the resultant rod shapes. As evident in Figure 5, the heterogeneity has a markedly different effect for each material parameter.

Foundation stiffness heterogeneity Here, the modified foundation is softer in the middle and stiffer near the endpoints, causing a significant increase in amplitude in the middle of the rod, where the resistance to deformation is weaker. This phenomenon can be generally understood and quantified by applying the weakly nonlinear analysis. Note from Equation (21) that the operator M on the left hand side of Equation (41) is the linearised (beam) equation, i.e. the vertical force balance for an extensible rod upon a foundation. Consequently, the term $H_{y^{(3)}}^{\text{new}}$ captures additional forces due to the imposed heterogeneity. In the case $\hat{k}(S_0) = \hat{k}_0(1 + \delta^2\eta\xi(S_0))$, at $O(\delta^3)$ this term takes the particularly simple and instructive form:

$$H_{y^{(3)}}^{\text{new}} = -\hat{k}_0\gamma^*\xi y^{(1)}. \quad (46)$$

The heterogeneity thus acts as an amplifying force where $\xi(S_0) < 0$, and a resistive force where $\xi(S_0) > 0$. This is apparent in Figure 5(b): the magnitude of $y^{(1)}$ is largest in the middle, with $\xi(S_0) < 0$, reducing the effects of $H_{y^{(3)}}^{\text{old}}$ and leading to an increase in amplitude.

Rod stiffness heterogeneity In the case of rod stiffness, the dominant trend is compression in the middle region, leading to a significant decrease in amplitude and arclength, and formation of a near cusp-like point, reflecting the reduced energy cost of both bending and stretching in the middle region. We have also examined the competing energies within the system: bending versus stretching versus foundation (defined in E). We find that both the bending and foundation energy are reduced as $\hat{\epsilon}$ increases, despite the cusp-like formation, while the stretching energy increases (see Figure 10). The total energy remains roughly constant through most of this tradeoff, but eventually, at large values of $\hat{\epsilon}$, the stretching penalty outweighs the benefit to the bending and foundation energies and a sharp rise in the total energy occurs for $\hat{\epsilon} \gtrsim 0.7$.

Growth heterogeneity In the case of growth heterogeneity, note that for the form of heterogeneity considered, $\xi(S_0) = \cos(2\pi S_0/\hat{L}_0)$, the net growth, defined by

$$\bar{\gamma} = \frac{1}{\hat{L}_0} \int_0^{\hat{L}_0} \gamma(S_0) dS_0, \quad (47)$$

is unchanged from the homogeneous case, $\gamma(S_0) = \gamma_0$. Thus, for varying $\hat{\epsilon}$, there is no change in net growth, merely a redistribution of material from

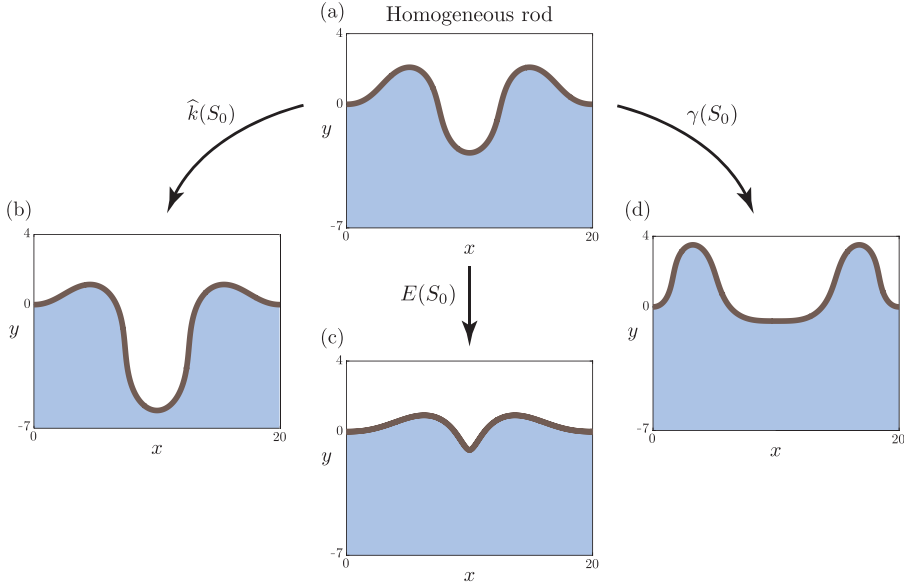


Fig. 5: The effect of heterogeneity on the post-buckled shape $(x(S_0), y(S_0))$ and the underlying foundation. The baseline foundation stiffness \hat{k}_0 and rod length \hat{L}_0 have been set to $\hat{k} = 0.04$ and $\hat{L}_0 = 20$, respectively. (a) The growth stretch γ (γ_0 for $\gamma(S_0)$) has been continued until $\|y\| = 2.75$ for the homogeneous case. The heterogeneity function $\xi(S_0)$ has been set to $\xi(S_0) = \cos\left(\frac{2\pi S_0}{\hat{L}_0}\right)$ for each of (b) foundation stiffness heterogeneity $\hat{k}(S_0)$, (c) rod stiffness heterogeneity $E(S_0)$, and (d) growth heterogeneity $\gamma(S_0)$. The heterogeneity amplitude $\hat{\epsilon}$ has been continued to $\hat{\epsilon} = 0.9$ from the homogeneous state ($\hat{\epsilon} = 0$).

the middle region to the sides. Accordingly, Figure 5(d) shows a significant change in shape: the middle region flattens while the left and right regions, with increased material, show an increase in amplitude and curvature. The loss of material from the middle also has the effect of increasing the elastic stretch α , resulting in a transition from compression to tension. An intuitive explanation for this can be seen by examining the flat solution (16): a growth stretch of $\gamma < 1$ implies that the horizontal force $F^{(0)} > 0$, i.e. the rod is in a state of tension. For growth heterogeneity, we observe behaviour in energy that is qualitatively opposite from rod stiffness heterogeneity: as heterogeneity is increased, both bending and foundation energies increase, while stretching and total energies decrease. The flattening of the middle region caused by loss of material to the edges reduces the compressive energy locally, while the redistribution of material to the sides leads to a net increase in bending and foundation energy (Fig. 11).

4.4 Inverse problem

Figure 5 shows that applying the same form of heterogeneity to different material properties can result in radically different shapes. Two natural and related questions follow from this: (i) can one tailor the heterogeneities to achieve a desired shape? And (ii) given a particular shape, can one infer the form and type of any material heterogeneity present? These questions, with significant relevance both from morphogenetic and tissue engineering perspectives, are related to the mathematical inverse problem.

Such an inverse problem is inherently complex, as the shapes considered are (partial) solutions of a high order nonlinear boundary value problem, only achieved in the forward direction through numerical path continuation. In order to develop some intuition, here we consider a simple but illustrative example. Our approach is as follows: we take a candidate shape with embedded heterogeneity—foundation heterogeneity following Fig 5(b)—and we try to match that shape by varying the heterogeneity in the rod stiffness and growth (as well as the net growth); we then consider characteristics other than the shape itself and seek distinctive differences, i.e. *signatures* of the heterogeneities.

Our results are summarised in Figure 6. In Figure 6(a) we plot the ‘matched’ shapes. For foundation stiffness heterogeneity, we have set $\gamma = 1.9$, $\hat{\epsilon} = 0.9$ and $\xi(S_0) = \cos(2\pi S_0/\hat{L}_0)$; for rod stiffness heterogeneity, γ is increased to $\gamma = 2.45$, $\hat{\epsilon} = 0.9$, and $\xi(S_0) = 1 - \exp\left(-16(S_0 - \hat{L}_0)^2/\hat{L}_0^2\right)$; and for growth heterogeneity, we prescribed $\gamma_0 = 1.9$, $\hat{\epsilon} = 0.9$, and $\xi(S_0) = -\cos(2\pi S_0/\hat{L}_0)$. These choices were made to match the basic shape and the amplitude in the middle region; clearly the match is imperfect, highlighting already the non-trivial nature of tailoring the heterogeneity to achieve a specific shape.

We then examined all other features (e.g. moment m , force components F , G , etc), seeking distinguishing characteristics, from which we identified two salient features. Figure 6(b) shows the axial stress n_3 in the outer region. For growth heterogeneity (dashed-dot blue curve), we find a marked increase in n_3 compared to the other two heterogeneities. To produce the desired shape with heterogeneous growth required redistribution of material from the outside regions to the middle, thus creating a region of axial tension. In contrast, the rod remains in compression for foundation and rod stiffness. In principle, this difference could be detected in a cutting experiment, as for instance used to determine residual stress in arteries [11] and solid tumours [35]. Only the situation with heterogeneous growth would spring open in such a region, as tension is released.

In distinguishing foundation stiffness heterogeneity, the foundation energy density U^F , defined explicitly in E, provided the clearest indicator. Figure 6(c) plots U^F in the middle section of the rod, where the shapes are qualitatively most similar, and we find a significant decrease in the case of foundation heterogeneity. This is perhaps not surprising, reflecting the fact that a locally softened foundation results in lower foundation energy, but there is a clear dif-

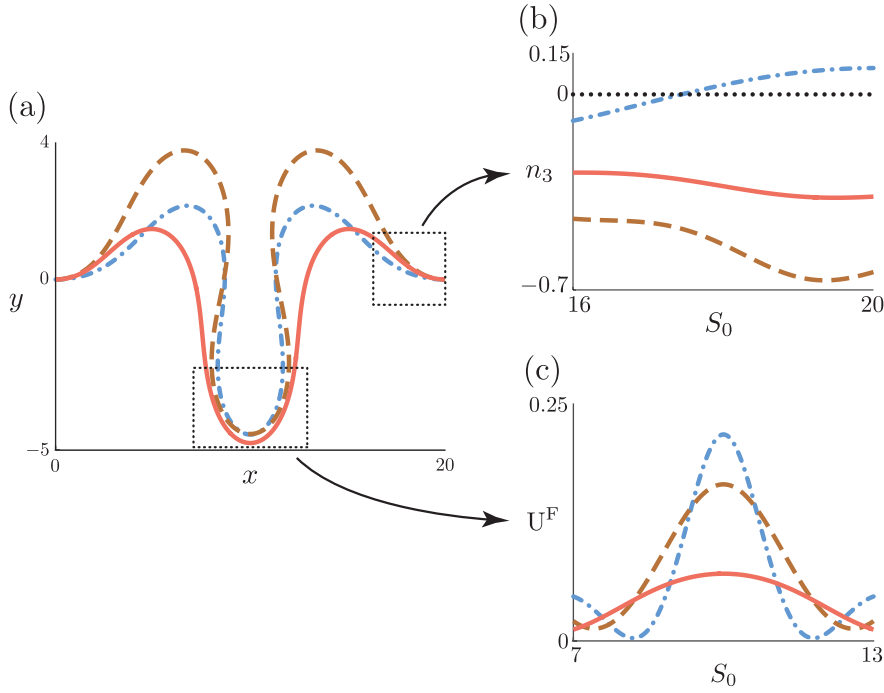


Fig. 6: Characterisation of different material heterogeneities. The baseline foundation stiffness \hat{k}_0 and rod length \hat{L}_0 have been set to $\hat{k}_0 = 0.04$ and $\hat{L}_0 = 20$, respectively. (a) Different values of $\hat{\epsilon}$ and different choices of $\xi(S_0)$ have been set for foundation stiffness heterogeneity (red, solid), rod stiffness heterogeneity (brown, dashed), and growth heterogeneity (blue, dot-dashed) respectively to produce similar post-buckled shapes $(x(S_0), y(S_0))$. (b) Despite the similar shape and amplitude in this region, growth heterogeneity results in regions of low growth resulting in tension ($n_3 > 0$). (c) Foundation stiffness heterogeneity decreases the foundation energy density U^F where the foundation has been weakened, even though the different heterogeneity cases exhibit similar shapes and amplitude.

ference in magnitude despite the similarity in rod amplitudes. In principle, this could also be detected in a different cutting experiment: separating the growing cells (rod) from substrate (foundation) would generate a less pronounced substrate recoil in the case of foundation heterogeneity. However, it must be noted that there is only a comparative difference, and one that may not exceed experimental error in a real biological context. Moreover, we observed no features that clearly distinguished the case of rod stiffness heterogeneity from the other two. Hence while we have identified potential signatures, this simple example also illustrates the inherent challenge in resolving the inverse problem.

4.4.1 The role of extensibility.

It is important to note that many of the above trends are reliant on the assumption of rod extensibility. In an inextensible model, axial compression is not permitted, as the arclength is fixed, which is equivalent to the geometric constraint $\alpha \equiv 1$. For explicit comparison, we consider the same stiffness heterogeneity in an inextensible rod. Consequently, only bending is affected by the heterogeneity (40). In Figure 7, we compare the shape evolution with increasing $\hat{\epsilon}$ in both inextensible and extensible models, for $\xi(S_0) = \cos(\pi S_0/\hat{L}_0)$ and $\xi(S_0) = \cos(2\pi S_0/\hat{L}_0)$. For the inextensible models, we take an equivalent foundation stiffness, $\hat{k} = 0.04$, but set $\gamma = 1.1$ to obtain a similar initial amplitude. In an inextensible rod, the arclength is fixed and thus the response to heterogeneity is to alter the shape towards aligning points of minimal and maximal curvature with material points of maximal and minimal stiffness, respectively. Hence in Figure 7(a) the inextensible rod shifts to have maximal amplitude on the soft region on the right side, whereas the extensible rod (Fig. 7(b)) compresses on the right side, thus producing a completely different morphology with minimal amplitude. In Figure 7(c), the inextensibility leads to a localisation of curvature in the soft middle region, as opposed to the strong compression in the extensible case, shown in Figure 7(d). These simulations illustrate the dramatic effect that extensibility can have on shape morphology and the response to material heterogeneity.

4.4.2 Foundation imperfection

The heterogeneities we have considered thus far, while having significant impact on the post-buckling shape evolution, have had a relatively minor effect on the bifurcation itself, only serving to translate the pitchfork, and by modest amounts. This is in contrast to typical results in a Koiter imperfection sensitivity analysis [23, 2], in which material imperfections may shift the bifurcation to occur at significantly reduced loads and in an imperfect fashion (a ‘broken pitchfork’). Here, the small change in bifurcation can be understood within the framework of our model by considering the form of heterogeneity imposed. As derived in section 3.2, the base (homogeneous) equation for the pitchfork bifurcation is

$$K_1 C_1^3 + K_2 C_1 \gamma^{(1)} = 0.$$

Perturbations to the system in the form of heterogeneities have the potential to change this to

$$K_1 C_1^3 + K_2 C_1 \gamma^{(1)} + K_3 C_1 + K_4 = 0.$$

The cases we have examined lead to $K_4 = 0$ and $K_3 \neq 0$, which merely translates the pitchfork (as $C_1 = 0$ is still a solution branch). Breaking the pitchfork would require $K_4 \neq 0$. The reason that the additional term obtained has a factor of C_1 is that we have only considered *multiplicative* heterogeneity, i.e. we

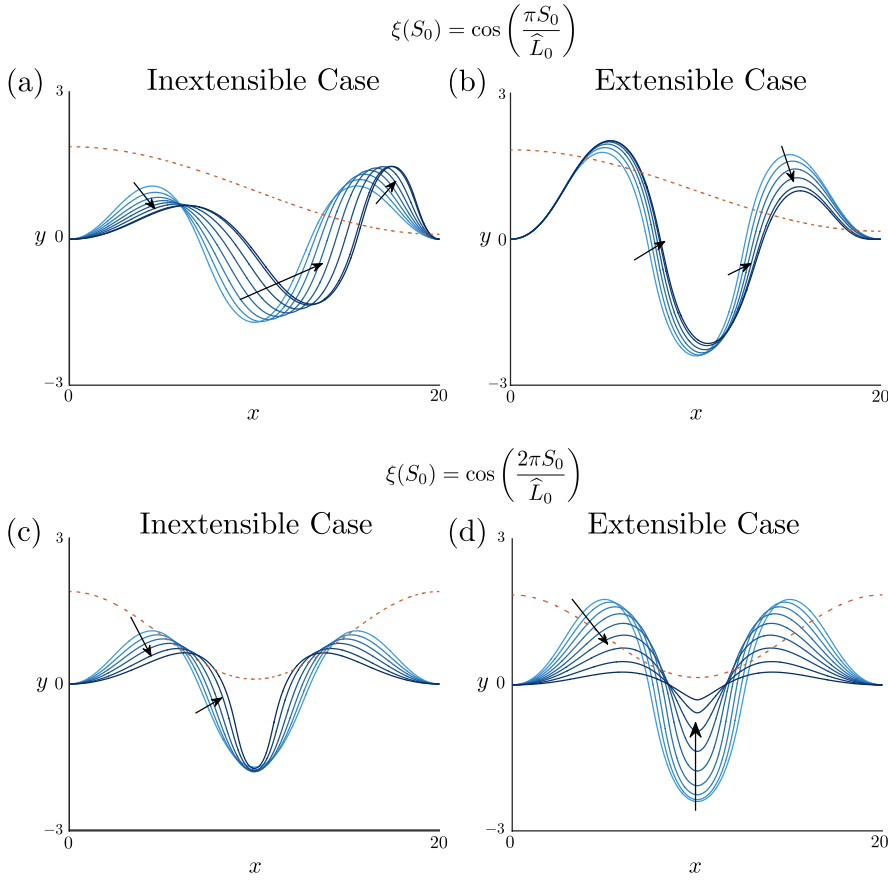


Fig. 7: The effect of extensibility on rod shape. The specified heterogeneities are (a)–(b) $\xi(S_0) = \cos\left(\frac{\pi S_0}{\widehat{L}_0}\right)$ and (c)–(d) $\xi(S_0) = \cos\left(\frac{2\pi S_0}{\widehat{L}_0}\right)$. The dimensionless foundation stiffness and rod length have been set to $\widehat{k} = 0.04$ and $\widehat{L}_0 = 20$, respectively. The growth parameter γ was set to $\gamma = 1.1$ and $\gamma = 1.8$ for the inextensible and extensible cases respectively. Continuation in $\widehat{\epsilon}$ is over the interval $\widehat{\epsilon} \in [0, 0.85]$. The resulting forms of $E(S_0)$ (brown, dashed line) have also been plotted. Arrows in the plots indicate the evolution of the rod shape (blue, solid lines) in the increasing direction of the continuation parameter, while darker blue lines correspond to higher values of $\widehat{\epsilon}$. When rod stiffness is asymmetric, competition in curvature causes the inextensible rod to redistribute its material more so than the extensible rod. In the symmetric case, extensibility leads to compression at the locations of maximal curvature, which is not seen for the inextensible rod.

have imposed heterogeneity in terms that multiply dependent system variables: foundation stiffness k multiplies x and y in the force balance, stiffness E

multiplies θ' as well as α , and growth γ appears in the system multiplicatively in multiple places (as evident in Equations (2)-(4)). Thus, at the relevant order in an asymptotic expansion, a perturbation to these parameters always appears multiplicatively with the base solution $y_1 = C_1 \hat{y}$, and thus the additional term in the solvability condition that provides the bifurcation condition is of the form $K_3 C_1$.

In order to produce a non-zero added term K_4 , independent of C_1 , we must consider *additive* heterogeneity. One possible type of additive heterogeneity, commonly considered in imperfection analyses, is in the shape of the foundation; that is, we consider the foundation to have spatially-varying imperfections present. That is, we modify the force balance equations (11) to

$$\frac{\partial F}{\partial S_0} = \hat{k}(x - S_0), \quad \frac{\partial G}{\partial S_0} = \hat{k}(y - \hat{\epsilon}\xi(S_0)), \quad (48)$$

where $\xi(S_0)$ is the shape of the imperfection and $\hat{\epsilon}$ captures the magnitude. This form of heterogeneity first affects the weakly nonlinear analysis when $\hat{\epsilon} = O(\delta^3)$. Setting $\hat{\epsilon} = \delta^3 \eta$, where η acts as a control parameter away from homogeneity, the solvability condition (37) is shifted by a factor independent of C_1 , and the bifurcation now satisfies

$$K_1 C_1^3 + K_2 C_1 \gamma^{(1)} + K_4 \eta = 0. \quad (49)$$

The constant K_4 is defined by

$$K_4 = \hat{k} \gamma_0^* \int_0^{\hat{L}_0} \xi \hat{y} dS_0. \quad (50)$$

(The constants K_1 and K_2 are the same as in the homogeneous case (38).) Note the loss of both the trivial amplitude branch and the symmetric nature of the non-trivial amplitude branches. Therefore, with this underlying imperfection, the model undergoes an asymmetric (or imperfect) pitchfork bifurcation, with the branch selected determined by the sign of K_4 . As η is increased, so is the deviation from the homogeneous amplitude equation (38), and hence the splitting of the initially-symmetric non-trivial branches is amplified. Note also that K_4 involves a simple inner product with ξ and the buckling mode \hat{y} . The heterogeneity thus has maximum effect when the imperfection to the foundation is of the same shape as the buckling mode, i.e. when $\xi \propto \hat{y}$.

Figure 8 displays the bifurcation diagram for $\pm \|y\|$ against γ for various values of η , both from the weakly nonlinear analysis (dashed curves) and numerical solution of the full system (solid curves). We have taken the heterogeneity $\xi(S_0) = \hat{y}(S_0)$. As expected, increasing η further splits the branches and increases the predisposition to the upper branch³. Due to the scaling $\hat{\epsilon} = \delta^3$, large values of η are needed to observe a noticeable difference in the bifurcation. In Figure 8 we have taken $\eta = O(10^5)$, which grossly violates

³ Setting $\xi(S_0) = -\hat{y}(S_0)$ biases the buckled rod to the lower amplitude branch, as seen by setting $D_1 = -1$. (Note that numerical continuation, increasing γ from the flat rod state, cannot be used to detect the split branches.)

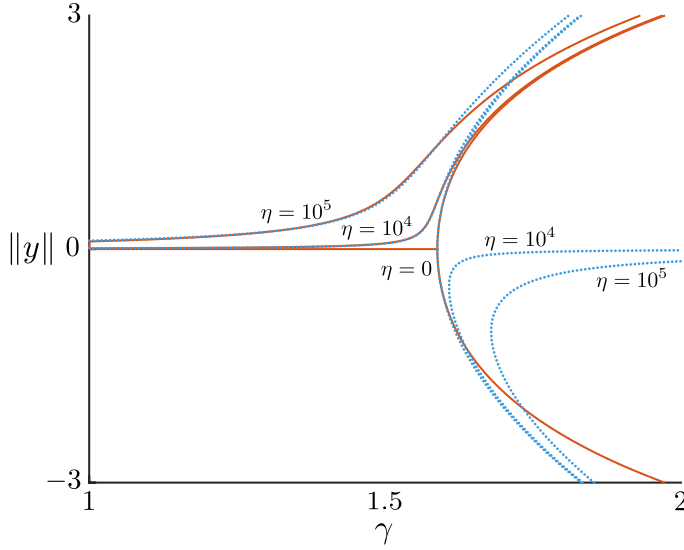


Fig. 8: **Bifurcation diagram for additive foundation heterogeneity** (48). The foundation stiffness and rod length have been set to $\hat{k} = 0.04$ and $\hat{L}_0 = 20$, respectively, while the foundation heterogeneity $\xi(S_0)$ has been prescribed to $\xi(S_0) = \hat{y}(S_0)$, as defined by Equation (28). The amplitudes $\pm\|y\| = \pm \max_{S_0} |y(S_0)|$ against γ from weakly nonlinear analysis (blue, dotted lines) and numerical continuation (red, solid lines) have been plotted for different values of η . For numerical calculations, the small parameter δ is set to $\delta = 0.01$ for all cases. Increasing η further biases the rod to $\gamma = 1$ to the upper non-trivial amplitude branch.

the asymptotic assumption that $\eta = O(1)$; since in this plot $\delta = 10^{-2}$, even with $\eta = 10^5$, $\hat{\epsilon} = 10^{-1}$, i.e. the perturbation is still small, and we find that the weakly nonlinear analysis matches the full model reasonably well. Also evident is that as heterogeneity is increased, a larger deflection is observed for a given γ . This is consistent with typical results that imperfection deforms load-deflection curves so that higher deflections occur under smaller loads [23].

As a final point of interest, we wish to measure which form of heterogeneity has the greatest impact on the bifurcation. As a ‘metric’ for comparison, following the typical engineering analysis of load-deflection, here we consider the compressive force as a function of growth. To examine this, we define the net axial stress

$$\bar{n}_3 = \frac{1}{\hat{L}_0} \left| \int_0^{\hat{L}_0} n_3 dS_0 \right| = \frac{1}{\hat{L}_0} \left| \int_0^{\hat{L}_0} F \cos \theta + G \sin \theta dS_0 \right|. \quad (51)$$

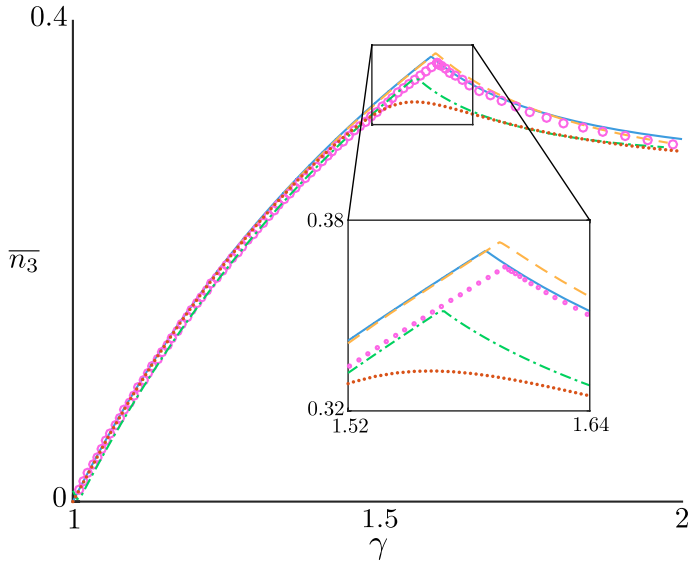


Fig. 9: **Effect of the considered heterogeneities on compressive stress.**

The net axial load \bar{n}_3 is plotted against γ . As before, the foundation stiffness and rod length have been set to $k = 0.04$ and $\hat{L}_0 = 20$, respectively, while the foundation heterogeneity $\xi(S_0)$ has been prescribed to $\xi(S_0) = \hat{y}(S_0)$ (see Eq. (28)). The homogeneous case (blue, solid line) is compared against the foundation stiffness heterogeneity (orange, dashed lines); rod stiffness heterogeneity (pink, open circles); growth heterogeneity (green, dash-dotted lines); and foundation imperfection (48) (brown dots). For numerical calculations, the small parameter δ is set to $\delta = 0.01$ and η is set such that $\hat{\epsilon} = 0.1$ for all cases. The additive foundation heterogeneity is quickest to relieve the axial stress induced by rod growth.

In Figure 9, we compare the net axial stress with increasing growth for each of the four heterogeneities considered. In each case we have imposed $\xi = \hat{y}$, and due to the different nature of the perturbation schemes, we have chosen the scale factors such that the total perturbation from the uniform state is equivalent across the four cases. The perfect buckling case appears as the solid blue line, with the sharp cusp appearing at γ^* and signifying that buckling occurs at a critical compressive stress, which is relieved partially through the buckling. Each of the heterogeneities produces a similar curve, though we see that the additive heterogeneity in foundation shape just considered has the most significant effect, followed by growth heterogeneity. Both foundation and stiffness heterogeneity follow the perfect case very closely; zooming in on the cusp region (see inset) shows that these forms lead to a delayed bifurcation, and, in the case of foundation stiffness, the bifurcation occurs at slightly larger stress before subsequently compensating and dipping below the perfect case.

5 Discussion

We have investigated the buckling and post-buckling behaviour of a planar morphoelastic rod attached to an elastic foundation. We extended the original linear stability analysis by Moulton et al. [28] by conducting a weakly nonlinear analysis, complemented with numerical solutions of the full, nonlinear model. We first considered a homogeneous setting, and then explored the effect of heterogeneity in material parameters.

In the homogeneous case, we obtained a classic pitchfork bifurcation, with buckling occurring at a critical growth. The nature of the bifurcation (its location and type—supercritical or subcritical) could be characterised via two dimensionless parameters, one (\widehat{L}_0) relating to length of the finite rod, and another (\widehat{k}) comparing the relative stiffness of foundation and rod. Increasing length was found to destabilise the rod, causing bifurcation at a smaller value of growth and with increased mode number. Increasing the foundation stiffness, on the other hand, stabilises the rod, increasing the critical growth and the mode number. These results are consistent with previous similar analyses [32]. The type of bifurcation, however, was non-standard; the boundary between supercritical and subcritical bifurcations exhibited an unexpected complexity. In a biological context, where monotonically increasing growth is a natural driver of the formation and subsequent evolution of spatial patterns, this transition has critical importance, signifying where a smooth shape evolution (supercritical) can be expected. Here the effect of a finite domain is also apparent, as the complexity of the transition becomes less pronounced as \widehat{L}_0 increases.

Multiplicative heterogeneity with respect to three different material properties was then considered: the foundation stiffness, the rod stiffness, and growth. A modified weakly nonlinear analysis showed that in each case the heterogeneity served to translate the bifurcation point, but did not alter its nature. Explicit relations for the shift in bifurcation allowed us to determine how the form of the heterogeneity influences the direction and degree of the translation. For example, the simplest relation appeared with heterogeneity in the foundation stiffness, in which case the greatest effect occurs when the heterogeneity is aligned with the square of the buckling mode. This reflects the intuitive notion that weakening the foundation attachment in regions where the uniform rod deforms maximally has the strongest impact.

To complement the weakly nonlinear analysis, the full nonlinear system was solved with numerical continuation; this enabled us to investigate the post-buckling behaviour for more pronounced heterogeneity and at large growth values. A common feature was an induced ‘asymmetry’ of the buckled shape. With heterogeneous foundation stiffness, softer (stiffer) parts of the foundation give rise to increased (decreased) rod amplitudes, as might be expected. With heterogeneity in rod stiffness, the situation is less straightforward. Softer parts of the rod are more easily curved, and thus it might be reasonable to expect such regions to correspond to higher amplitude; however, compression is also less costly in the soft regions. In all cases we have examined, the rod flattens

through compression in the soft regions, a deformation that increases stretching energy, but is compensated by a decrease in both bending and foundation energies. Here, the assumption of extensibility is crucial, as compression is not permitted in an inextensible model. Indeed, a direct comparison of an inextensible and extensible model post-buckling revealed significant morphological differences, highlighting the importance of a critical assessment of when the inextensible assumption is warranted.

In the case of non-homogeneous growth, we showed that even with zero net growth, heterogeneity, interpreted as a redistribution of rod material from spatial regions with decreased γ to those with increased γ , can significantly impact the post-buckling behaviour. The general trend is not surprising: the rod flattens in regions where material is lost. What is perhaps surprising is that the distribution of material seems to play as important a role in the shape evolution as the total amount of material added through growth.

Having examined the effect of heterogeneity on post-buckled shape, we investigated the extent to which these heterogeneities can be characterised. Growth heterogeneity produces disparate regions of tension (where growth is reduced) and compression (where growth is increased). These regions, and in principle the heterogeneity itself, are amenable to detection through cutting experiments that release residual stresses. Heterogeneity in foundation stiffness is manifest through regions of increased amplitude and decreased foundation energy. Again, such regions may in principle be experimentally detectable through release of compression, in this case by separating the rod from the foundation.

While these thought experiments suggest the possibility of distinguishing between forms of heterogeneity and using heterogeneity to tailor properties, it is clear that this is not a straightforward problem, even in the idealised planar rod setting we have considered. In a 3D setting, more measurable quantities are available, for example, stress in transverse directions, which could potentially yield measurable differences in behaviour. On the other hand, the general complexity of the inverse problem will increase as the number of variables increases.

In the final section, we have examined a fourth type of heterogeneity, with a view to establishing why the impact of heterogeneity on the bifurcation itself was relatively minor in the previous scenarios. Here we made the key distinction between multiplicative and additive heterogeneity. A multiplicative heterogeneity appears in a term that multiplies dependent variables in the system; due to the nature of the perturbative expansion, such terms only serve to shift the pitchfork bifurcation. An additive heterogeneity, for which a perturbation is applied to a term that does not multiply dependent variables, can have a significant effect, creating an imperfect bifurcation (broken pitchfork) and creating a larger deviation from the perfect, homogeneous, case. Here we considered an imperfectly-straight foundation, and showed that the effect is maximal when the form of the imperfection matches that of the buckling mode.

It is worth discussing how these results compare to similar studies. In Nelson et al. [29], bending stiffness heterogeneity and growth heterogeneity were considered. In the case of the former, the authors found that localised regions of softened bending stiffness leads to a localisation of buckling. This result is similar to Figure 7 for the inextensible case, where the rod shape shifts towards points of softened rod stiffness. Here, it is important to note the significance of the extensibility assumption; for an extensible rod, we found that compression is the dominant factor in altering rod shape. In the case of growth heterogeneity, Nelson et al. concluded that net growth affects the post-buckling behaviour more than heterogeneity. This discrepancy can be attributed to the authors' prescription of growth as an increase of the total rod length at the boundaries, averaging over any spatial variations in local growth. Here, we considered growth as a local increase of arc length, showing that heterogeneity (without change to net growth) leads to drastically different post-buckled shapes. Interestingly, these results on growth are in qualitative agreement with a later study by Nelson et al. [30], where they extended the model using 2D plate theory to consider a monolayer tethered to a substrate and foundation. They concluded that in this 2D setting, growth heterogeneity is capable of generating more complex buckled shapes than in the earlier 1D model. Furthermore, while substrate heterogeneity is capable of quickening the onset of buckling, it is subservient to growth heterogeneity in pattern formation. From our weakly nonlinear analysis, we have shown that buckling can actually be quickened or delayed by material heterogeneity, and have provided generalised metrics that quantify the resulting shift in bifurcation, a particular benefit of the weakly nonlinear analysis. Moreover, considering the inverse problem has revealed that it is possible to produce similar post-buckled shapes through different heterogeneity types.

In this paper, we have assumed each model parameter to be independent from the others and, for the sake of clarity, varied each parameter in isolation. A natural extension would be to consider the combined effect of several simultaneously-varying parameters via inter-parameter coupling. For example, one could consider a rod with non-uniform stiffness and a growth evolution law that depends on axial stress. This would naturally induce heterogeneity in multiple parameters, and the resultant competing effects would likely produce a complex solution space. Another natural extension is to consider nonlinear constitutive effects. There would certainly be benefit to considering a nonlinear constitutive relation between axial stress and the elastic stretch α , in particular because many of our simulations featured significant compression potentially beyond the threshold for quantitative validity of the Hooke's law considered here. Another useful extension is to incorporate nonlinearity in the response of the foundation, a phenomenon that has been studied in great detail in systems without growth [22], but whose role in the context of growth remains unclear.

Finally, we note that many of our modelling choices were motivated by observations on the intestinal crypt (and other, physiologically similar structures). Thus while the model represents an idealised version of a crypt, there

are several extensions that would render it biologically realistic. For instance, our growth parameter contains no information about the timescale of growth, which is a fundamental aspect of many biological systems, particularly the crypt. Therefore, one could introduce time-dependent growth or time-dependent mechanical relaxation (for example in the foundation), allowing remodelling to occur over time. Alternatively, the proliferative structure within a crypt suggests the spatial form of the growth stretch should be bimodal [1,39]. In the context of mechanosensitive growth, Miyoshi et al. [25] showed that a specific subset of stromal cells is activated during wound healing to increase stem cell proliferation in the crypt, as one example. The crypt also provides a natural setting to investigate possible feedback mechanisms between growth and the underlying foundation; this work is currently underway.

Acknowledgements

This work was supported by Cancer Research UK (CRUK) grant number C5255/A23225, through a Cancer Research UK Oxford Centre Prize DPhil Studentship. PKM would like to thank the Mathematical Biosciences Institute (MBI) at Ohio State University, for partially supporting this research. MBI receives its funding through the National Science Foundation grant DMS1440386. The authors thanks A. Goriely for useful discussions.

References

1. Alberts, B., Johnson, A., Lewis, J., Raff, M., Roberts, K., Walter, P.: *Molecular Biology of the Cell*. Garland Science (2002)
2. Amazigo, J., Budiansky, B., Carrier, G.: Asymptotic analyses of the buckling of imperfect columns on nonlinear elastic foundations. *International Journal of Solids and Structures* **6**(10), 1341–1356 (1970)
3. Ambrosi, D., Ateshian, G., Arruda, E., Cowin, S., Dumais, J., Goriely, A., Holzapfel, G., Humphrey, J., Kemkemer, R., Kuhl, E., Olberding, J., Taber, L., Garikipati, K.: Perspectives on biological growth and remodeling. *Journal of the Mechanics and Physics of Solids* **78**(6), 1–16 (2011). DOI 10.1016/j.jmps.2010.12.011.Perspectives
4. Balbi, V., Ciarletta, P.: Morpho-elasticity of intestinal villi. *Journal of the Royal Society, Interface / the Royal Society* **10**(82), 20130109 (2013). DOI 10.1098/rsif.2013.0109. URL <http://www.ncbi.nlm.nih.gov/pubmed/23486174>
5. Ben Amar, M., Goriely, A.: Growth and instability in elastic tissues. *Journal of the Mechanics and Physics of Solids* **53**(10), 2284–2319 (2005). DOI 10.1016/j.jmps.2005.04.008
6. Ben Amar, M., Jia, F.: Anisotropic growth shapes intestinal tissues during embryogenesis. *Proceedings of the National Academy of Sciences* **110**(26), 10525–10530 (2013). DOI 10.1073/PNAS.1217391110. URL <http://www.pnas.org/content/110/26/10525.full.html>
7. Biot, M.: Bending of an infinite beam on an elastic foundation. *Journal of Applied Mechanics* pp. A1–7 (1937)
8. Budday, S., Kuhl, E., Hutchinson, J.: Period-doubling and period-tripling in growing bilayered systems. *Philosophical Magazine* **6435**(June), 1–17 (2015). DOI 10.1080/14786435.2015.1014443. URL <http://dx.doi.org/10.1080/14786435.2015.1014443>
9. Buske, P., Przybilla, J., Loeffler, M., Sachs, N., Sato, T., Clevers, H., Galle, J.: On the biomechanics of stem cell niche formation in the gut - Modelling growing organoids. *FEBS Journal* **279**(18), 3475–3487 (2012). DOI 10.1111/j.1742-4658.2012.08646.x

10. Chirat, R., Moulton, D., Goriely, A.: Mechanical basis of morphogenesis and convergent evolution of spiny seashells. *Proceedings of the National Academy of Sciences of the United States of America* **110**(15), 1–6 (2013). DOI 10.1073/pnas.1220443110. URL <http://www.ncbi.nlm.nih.gov/pubmed/23530223>
11. Chuong, C.J., Fung, Y.C.: Residual stress in arteries. In: *Frontiers in Biomechanics*, pp. 117–129. Springer (1986)
12. Coleman, B., Dill, E., Lembo, M., Zheng, L., Tobias, I.: On the Dynamics of Rods in the Theory of Kirchhoff and Clebsch. *Archive for Rational Mechanics and Analysis* **121**, 339–359 (1993)
13. Dervaux, J., Ciarletta, P., Ben Amar, M.: Morphogenesis of thin hyperelastic plates: A constitutive theory of biological growth in the Foppl-von Karman limit. *Journal of the Mechanics and Physics of Solids* **57**, 458–471 (2009). DOI 10.1016/j.jmps.2008.11.011
14. Doedel, E., Fairgrieve, T., Sandstede, B., Champneys, A., Kuznetsov, Y., Wang, X.: *Auto-07p: Continuation and bifurcation software for ordinary differential equations* (2007)
15. Drasdo, D., Loeffler, M.: Individual-based models to growth and folding in one-layered tissues: Intestinal crypts and early development. *Nonlinear Analysis, Theory, Methods and Applications* **47**(1), 245–256 (2001)
16. Edwards, C., Chapman, S.: Biomechanical modelling of colorectal crypt budding and fission. *Bulletin of Mathematical Biology* **69**(6), 1927–1942 (2007). DOI 10.1007/s11538-007-9199-8
17. Efimenko, K., Rackaitis, M., Manias, E., Vaziri, A., Mahadevan, L., Genzer, J.: Nested self-similar wrinkling patterns in skins. *Nature Materials* **4**(4), 293–297 (2005)
18. Goriely, A., Tabor, M.: Nonlinear dynamics of filaments I. Dynamical instabilities. *Physica D: Nonlinear Phenomena* **105**, 20–44 (1997). DOI 10.1016/S0167-2789(96)00290-4. URL <http://www.sciencedirect.com/science/article/pii/S0167278996002904>
19. Goriely, A., Tabor, M.: Nonlinear dynamics of filaments II. Nonlinear analysis. *Physica D: Nonlinear Phenomena* **105**(1-3), 45–61 (1997). DOI 10.1016/S0167-2789(97)83389-1
20. Goriely, A., Tabor, M.: Spontaneous helix hand reversal and tendril perversion in climbing plants. *Physical Review Letters* **80**(7), 1564 (1998)
21. Hannezo, E., Prost, J., Joanny, J.: Instabilities of monolayered epithelia: Shape and structure of villi and crypts. *Physical Review Letters* **107**(7), 1–5 (2011). DOI 10.1103/PhysRevLett.107.078104
22. Hutchinson, J.: The role of nonlinear substrate elasticity in the wrinkling of thin films. *Philosophical Transactions of the Royal Society A* **37** (2013)
23. Hutchinson, J., Koiter, W.: Postbuckling theory. *Appl. Mech. Rev* **23**(12), 1353–1366 (1970)
24. Langlands, A., Almet, A., Appleton, P., Newton, I., Osborne, J., N athke, I.: Paneth cell-rich regions separated by a cluster of lgr5+ cells initiate crypt fission in the intestinal stem cell niche. *PLoS Biology* **14**(6) (2016)
25. Miyoshi, H., Ajima, R., Luo, C., Yamaguchi, T., Stappenbeck, T.: Wnt5a potentiates TGF- β signaling to promote colonic crypt regeneration after tissue injury. *Science* **338**(6103), 108–113 (2012)
26. Moulton, D., Goriely, A.: Circumferential buckling instability of a growing cylindrical tube. *Journal of the Mechanics and Physics of Solids* **59**(3), 525–537 (2011)
27. Moulton, D., Goriely, A.: Possible role of differential growth in airway wall remodeling in asthma. *Journal of Applied Physiology* **110**(4), 1003–1012 (2011)
28. Moulton, D., Lessinnes, T., Goriely, A.: Morphoelastic rods. Part I: A single growing elastic rod. *Journal of the Mechanics and Physics of Solids* **61**(2), 398–427 (2013). DOI 10.1016/j.jmps.2012.09.017. URL <http://dx.doi.org/10.1016/j.jmps.2012.09.017>
29. Nelson, M., Howard, D., Jensen, O., King, J., Rose, F., Waters, S.: Growth-induced buckling of an epithelial layer. *Biomechanics and Modeling in Mechanobiology* **10**(6), 883–900 (2011). DOI 10.1007/s10237-010-0280-0
30. Nelson, M., King, J., Jensen, O.: Buckling of a growing tissue and the emergence of two-dimensional patterns. *Mathematical biosciences* **246**(2), 229–241 (2013)
31. Odell, G., Oster, G., Alberch, P., Burnside, B.: The Mechanical Basis of Morphogenesis: I. Epithelial Folding and Invagination. *Developmental Biology* **85**, 446–462 (1981). DOI 10.1073/pnas.0709640104

32. O’Keeffe, S., Moulton, D., Waters, S., Goriely, A.: Growth-induced axial buckling of a slender elastic filament embedded in an isotropic elastic matrix. *International Journal of Non-Linear Mechanics* **56**(C), 94–104 (2013)
33. Recho, P., Jerusalem, A., Goriely, A.: Growth, collapse, and stalling in a mechanical model for neurite motility. *Physical Review E* **93**(3), 032410 (2016)
34. Rodriguez, E., Hoger, A., McCulloch, A.: Stress-dependent finite growth in soft elastic tissues. *Journal of Biomechanics* **27**(4), 455–67 (1994). DOI 10.1016/0021-9290(94)90021-3. URL <http://www.ncbi.nlm.nih.gov/pubmed/8188726>
35. Stylianopoulos, T., Martin, J., Chauhan, V., Jain, S., Diop-Frimpong, B., Bardeesy, N., Smith, B., Ferrone, C., Hornicek, F., Boucher, Y., Munn, L., Jain, R.: Causes, consequences, and remedies for growth-induced solid stress in murine and human tumors. *Proceedings of the National Academy of Sciences* **109**(38), 15101–15108 (2012)
36. Thompson, J., van der Heijden, G., Neukirch, S.: Supercoiling of dna plasmids: mechanics of the generalized ply. *Proceedings of the Royal Society of London A: Mathematical, Physical and Engineering Sciences* **458**(2020), 959–985 (2002)
37. Timoshenko, S.: Analytisis of bi-metal thermostats. *Journal of the Optical Society of America* **11**(3), 233–255 (1925)
38. Wong, W.M., Mandir, N., Goodlad, R., Wong, B., Garcia, S., Lam, S.K., Wright, N.: Histogenesis of human colorectal adenomas and hyperplastic polyps: the role of cell proliferation and crypt fission. *Gut* **50**, 212–218 (2002). DOI 10.1136/gut.50.2.212
39. Wright, N., Alison, M.: *The Biology of Epithelial Cell Populations*, vol. 1–2. Oxford University Press, USA (1984)

A Determining the buckling amplitude

In this section, we introduce the functions that are needed to calculate the buckling amplitude C_1 for different values of \hat{k} and \hat{L}_0 (and hence γ^*). After unfolding the bifurcation with the ansatz (30) and considering $\mathcal{O}(\delta^2)$ terms, we obtain the system

$$x^{(2)'} - \gamma^* F^{(2)} = \frac{\gamma^{(1)}}{\gamma^*} - \frac{\gamma^*}{2} \left(y^{(1)'} \right)^2 - y^{(1)'} y^{(1)''}, \quad (52)$$

$$y^{(2)'} - \theta^{(2)} = 0, \quad (53)$$

$$F^{(2)'} - \hat{k}x^{(2)} = 0, \quad (54)$$

$$G^{(2)'} - \hat{k}y^{(2)} = 0, \quad (55)$$

$$\theta^{(2)'} - \gamma^* m^{(2)} = 0, \quad (56)$$

$$m^{(2)'} + \frac{(\gamma^* - 1)}{\gamma^*} \theta^{(2)} + G^{(2)} = 0. \quad (57)$$

We note that we have used Equations (17)–(19) to express the inhomogeneities in terms of $y^{(1)}$ only, and have simplified the system further by substituting $x^{(1)} = F^{(1)} = 0$. As in Section 3.1, the system decouples into two ordinary differential equations for $x^{(2)}$ and $y^{(2)}$ given by (34)–(35), with

$$Lx^{(2)} = H_{x^{(2)}} = -\gamma^* y^{(1)'} y^{(1)''} - \left(y^{(1)'} y^{(1)'''} \right)', \quad (58)$$

$$My^{(2)} = H_{y^{(2)}} = 0. \quad (59)$$

We recall the linear operators L and M are defined in Equations (34) and (35) respectively by $Lx = x'' - \hat{k}\gamma^* x$ and $My = y'''' + (\gamma^* - 1)y'' + \hat{k}\gamma^* y$. As $H_{y^{(2)}} = 0$, (35) is homogeneous for $n = 2$ and provides no information about the buckling amplitude C_1 . However, considering Equations (34) and (58) in tandem with the solution (25) and the boundary conditions $x^{(2)}(0) = x^{(2)}(\hat{L}_0) = 0$ allows us to define $\hat{x} := C_1^{-2} x^{(2)}$.

At next order, we have

$$x^{(3)'} - \gamma^* F^{(3)} = -\gamma^* y^{(1)'} y^{(2)'} - y^{(1)'} y^{(2)'''} - y^{(1)'''} y^{(2)'}, \quad (60)$$

$$y^{(3)'} - \theta^{(3)} = \frac{1}{3} \left(y^{(1)'} \right)^3 + x^{(2)'} y^{(1)'}, \quad (61)$$

$$F^{(3)'} - \widehat{k} x^{(3)} = 0, \quad (62)$$

$$G^{(3)'} - \widehat{k} y^{(3)} = 0, \quad (63)$$

$$\theta^{(3)'} - \gamma^* m^{(3)} = \frac{\gamma^{(1)}}{\gamma^*} y^{(1)''}, \quad (64)$$

$$m^{(3)'} + \frac{(\gamma^* - 1)}{\gamma^*} \theta^{(3)} + G^{(3)} = \frac{(\gamma^* + 2)}{6\gamma^*} \left(y^{(1)'} \right)^3 + \frac{1}{\gamma^*} \left(y^{(1)'} \right)^2 y^{(1)'''} + \frac{1}{\gamma^*} x^{(2)'} y^{(1)'} + \frac{1}{\gamma^*} x^{(2)'} y^{(1)'''} - \frac{\gamma^{(1)}}{\gamma^{*2}} y^{(1)'}. \quad (65)$$

Equations (60)–(65) decouple into the two ordinary differential equations, in which the forcing terms $H_{x^{(n)}}$ and $H_{y^{(n)}}$ are given by:

$$Lx^{(3)} = H_{x^{(3)}} = - \left(\gamma^* y^{(1)'} y^{(2)'} + y^{(1)'''} y^{(2)'} + y^{(1)'} y^{(2)'''} \right)', \quad (66)$$

$$My^{(3)} = H_{y^{(3)}} = 2 \left(y^{(1)''} \right)^3 + \frac{3\gamma^*}{2} \left(y^{(1)'} \right)^2 y^{(1)''} + 2 \left(y^{(1)'} \right)^2 y^{(1)''''} + 8y^{(1)'} y^{(1)''} y^{(1)''''} + \gamma^* \left(x^{(2)'} y^{(1)'} \right)' + y^{(1)'} x^{(2)''''} + 2x^{(2)'} y^{(1)''''} + 4x^{(2)''} y^{(1)''''} + 3x^{(2)'''} y^{(1)''} - \frac{\gamma^{(1)}}{\gamma^*} \left(y^{(1)''} - y^{(1)''''} \right). \quad (67)$$

Using the Fredholm Alternative Theorem and considering (67) in powers of C_1 , the constants K_1 and K_2 in Equation (38) are obtained by evaluating the following integrals

$$K_1 = \int_0^{\widehat{L}_0} \left[2 \left(\widehat{y}'' \right)^3 + \frac{3\gamma^*}{2} \left(\widehat{y}' \right)^2 \widehat{y}'' + 2 \left(\widehat{y}'^2 \widehat{y}''' \right)' + 4\widehat{y}' \widehat{y}'' \widehat{y}''' + \gamma^* \left(\widehat{x}' \widehat{y}' \right)' + 2 \left(\widehat{x}' \widehat{y}'' \right)'' + \left(\widehat{x}''' \widehat{y}' \right)' \right] \widehat{y} dS_0, \quad (68)$$

$$K_2 = -\frac{1}{\gamma^*} \int_0^{\widehat{L}_0} \left(\widehat{y}'' - \widehat{y}'''' \right) \widehat{y} dS_0, \quad (69)$$

where $\widehat{x} := C_1^{-2} x^{(2)}$ and $\widehat{y} := C_1^{-1} y^{(1)}$. Applying integration by parts to (69) yields

$$K_2 = \frac{1}{\gamma^*} \int_0^{\widehat{L}_0} \left(\widehat{y}' \right)^2 + \left(\widehat{y}'' \right)^2 dS_0. \quad (70)$$

Therefore $K_2 > 0$ for all parameter values, provided that \widehat{y} is non-trivial. Hence, the sign of constant K_1 determines the nature of the pitchfork.

B Pitchfork bifurcation on an infinite domain

We show that in the case of an infinitely-long rod, the value of \widehat{k} for which the system transitions from a supercritical pitchfork bifurcation to a subcritical pitchfork bifurcation can be calculated exactly. Moreover, we show that the transition occurs only once.

Recall that the linear stability analysis yields the ordinary differential equations equations (Equations (20)–(21))

$$Lx^{(1)} = x^{(1)''} - k\gamma x^{(1)} = 0, \quad My^{(1)} = y^{(1)''''} + (\gamma - 1)y^{(1)''} + k\gamma y^{(1)} = 0, \quad (71)$$

Seeking oscillatory modes $y^{(1)} \sim e^{i\omega S_0}$ yields the oscillation frequencies from Equation (24), $\omega_{\pm}^2 = \frac{\gamma-1}{2} \pm \left(\frac{(\gamma-1)^2}{4} - \widehat{k}\gamma \right)^{\frac{1}{2}}$. For oscillations to persist over the whole domain, we require that $(\gamma - 1)^2 \geq 4\widehat{k}\gamma$. Hence the bifurcation occurs when $(\gamma - 1)^2 = 4\widehat{k}\gamma$, which gives rise to γ_{inf}^* , defined by Equation (29). Enforcing boundedness and that the solution is real-valued leads to the solution

$$y^{(1)} = C_1 \cos(\omega S_0), \quad (72)$$

where

$$\omega = \left(\frac{\gamma_{\text{inf}}^* - 1}{2} \right)^{\frac{1}{2}} = \left(\widehat{k} + \left(\widehat{k} + \widehat{k}^2 \right)^{\frac{1}{2}} \right)^{\frac{1}{2}}. \quad (73)$$

As before, we unfold about the bifurcation point γ_{inf}^* by letting $\gamma = \gamma_{\text{inf}}^* + \delta^2 \gamma^{(1)}$, where $\delta \ll 1$ is our perturbation expansion parameter, and $\gamma^{(1)}$ is the control parameter away from bifurcation.

At $O(\delta^2)$, we substitute (72) into (58) and, after solving the equation and imposing boundedness, obtain

$$x^{(2)} = C_1^2 \frac{\omega^3 (\gamma_{\text{inf}}^* - 2\omega^2)}{8\omega^2 + 2\widehat{k}\gamma_{\text{inf}}^*} \sin(2\omega S_0). \quad (74)$$

At $O(\delta^3)$, we obtain the amplitude equation for C_1 by substituting (72) and (74) into (67) and impose that secular terms vanish. This leads to Equation (38), $K_1 C_1^3 + K_2 C_1 \gamma^{(1)} = 0$, where the constants K_1 and K_2 are given by

$$K_1 = \frac{\widehat{k}^2 \left[7 + 100 \left(\widehat{k} + \widehat{k}^2 \right)^{\frac{1}{2}} + 8\widehat{k} \left(16 + 7\widehat{k} + 7 \left(\widehat{k} + \widehat{k}^2 \right)^{\frac{1}{2}} \right) \right] - 4\widehat{k} \left(8 + 9 \left(\widehat{k} + \widehat{k}^2 \right)^{\frac{1}{2}} \right)}{8 \left(16 + 7\widehat{k} \right)}, \quad (75)$$

$$K_2 = \left(\widehat{k} + \widehat{k}^2 \right)^{\frac{1}{2}}. \quad (76)$$

We note that we have substituted Equation (29) to express K_1 and K_2 in terms of \widehat{k} only. As $K_2 > 0 \forall \widehat{k} > 0$, the sign of K_1 completely determines the type of pitchfork bifurcation the system undergoes, as confirmed in Appendix A. Therefore, the value of $\widehat{k} > 0$ where the transition occurs is found by solving $K_1 = 0$, yielding

$$\widehat{k}^* = \frac{21\sqrt{89} - 137}{160} \approx 0.38196. \quad (77)$$

It can be verified easily that $K_1 < 0$ when $\widehat{k} < \widehat{k}^*$ and $K_1 > 0$ when $\widehat{k} > \widehat{k}^*$, indicating a transition from a supercritical pitchfork bifurcation to a subcritical pitchfork bifurcation. Moreover, there is only one transition when the rod is of infinite length, in contrast to the multiple transitions that can occur when the rod length is finite.

C Including parameter heterogeneity

Here, we list the additional inhomogeneities that appear in Equations (31)–(33) when we account for spatial heterogeneities. These inhomogeneities result in the subsequent change from the buckling amplitude equation for the homogeneous case (38) to Equation (42).

In the first case of foundation stiffness heterogeneity, the linearised equations at $O(\delta)$ are unchanged from the homogeneous case. At $O(\delta^2)$ and $O(\delta^3)$, we have the following system of equations:

$$Lx^{(2)} = H_{x^{(2)}}, \quad (78)$$

$$My^{(2)} = 0, \quad (79)$$

$$Lx^{(3)} = H_{x^{(3)}}, \quad (80)$$

$$My^{(3)} = H_{y^{(3)}} - \widehat{\eta k_0} \gamma_0^* \xi y^{(1)}. \quad (81)$$

The linear operators L and M have been defined in Equations (34)–(35) and Appendix A, while the inhomogeneities $H_{x^{(2)}}$, $H_{x^{(3)}}$, and $H_{y^{(3)}}$ are given by Equations (58), (66) and (67). Thus the amplitude equation now satisfies (42), K_3 can be deduced by evaluating the solvability condition, (37).

When rod stiffness heterogeneity is considered, the equations at $O(\delta^2)$ are

$$Lx^{(2)} = H_{x^{(2)}} + \eta(\gamma_0^* - 1)\xi', \quad (82)$$

$$My^{(2)} = 0. \quad (83)$$

As Equation (82) is a linear ordinary differential equation, the superposition of particular solutions and the boundary conditions $x^{(2)}(0) = x^{(2)}(\widehat{L}_0) = 0$ imply that we can define $x^{(2)} := C_1^2 \widehat{x} + \eta \widehat{x}_\xi$, where $L\widehat{x}_\xi = (\gamma_0^* - 1)\xi'$. At the next order, we have

$$Lx^{(3)} = H_{x^{(3)}}, \quad (84)$$

$$My^{(3)} = H_{y^{(3)}} + \eta \left[\xi \left((1 - \gamma_0^*) y^{(1)''} - y^{(1)''''} \right) + \xi' \left((1 - \gamma_0^*) y^{(1)'} - y^{(1)''''} \right) - \xi' y^{(1)''''} - \xi'' y^{(1)''} \right]. \quad (85)$$

Therefore, K_3 is obtained by evaluating (37), yielding the amplitude equation (42).

For heterogeneous growth modelled by (40), considering $O(\delta^2)$ terms now yields

$$Lx^{(2)} = H_{x^{(2)}} + \eta \xi', \quad (86)$$

$$My^{(2)} = 0, \quad (87)$$

Therefore, by the linearity of (87), we can again write $x^{(2)} := C_1^2 \widehat{x} + \eta \widehat{x}_\xi$ where, x_ξ satisfies $L\widehat{x}_\xi = \xi'$. Furthermore,

$$Lx^{(3)} = H_{x^{(3)}}, \quad (88)$$

$$My^{(3)} = H_{y^{(3)}} - \eta \left[\xi \left(y^{(1)''} + y^{(1)''''} \right) + \xi' \left(y^{(1)'} + y^{(1)''''} \right) \right]. \quad (89)$$

Hence, evaluating (37) for growth heterogeneity yields the amplitude equation (42), with K_3 obtained by the Fredholm Alternative Theorem.

D Stability analysis of buckled solutions

Despite the insights provided from the linear stability analysis and weakly nonlinear analysis on the growth-induced evolution of the rod, we have no information about the dynamic

stability of the non-trivial solutions obtained, as we have only considered the static form of the model. In order to investigate the stability of the buckled solutions, we must consider the time-dependent behaviour of the system. We assume that there is no dynamic rotation in the system, and therefore only introduce time-dependence to the force balance. We scale time by the standard Kirchoff time scaling $T = (\rho I/EA)^{1/2} \widehat{T}$ [12, 18, 19]. In the initial configuration, the planar force balance equations (11) are

$$F' = \widehat{k}(x - S_0) + \gamma \ddot{x}, \quad (90)$$

$$G' = \widehat{k}y + \gamma \ddot{y}, \quad (91)$$

where $' = \partial/\partial S_0$ and $\dot{} = \partial/\partial \widehat{T}$. Suppose that a known equilibrium solution to the full nonlinear system (10)–(14) is given by the solution vector

$$\mathbf{x}_{\text{eq}} = (x_{\text{eq}}(S_0), y_{\text{eq}}(S_0), \theta_{\text{eq}}(S_0), F_{\text{eq}}(S_0), G_{\text{eq}}(S_0), m_{\text{eq}}(S_0))^T,$$

with fixed parameters k , L and γ , and T denotes the matrix transpose. We perform a linear time-dependent perturbation in the arbitrarily small parameter δ as such

$$\begin{aligned} x &= x_{\text{eq}}(S_0) + \delta x_{\text{dyn}}(S_0) e^{i\sigma T}, \\ y &= y_{\text{eq}}(S_0) + \delta y_{\text{dyn}}(S_0) e^{i\sigma T}, \\ \theta &= \theta_{\text{eq}}(S_0) + \delta \theta_{\text{dyn}}(S_0) e^{i\sigma T}, \\ F &= F_{\text{eq}}(S_0) + \delta F_{\text{dyn}}(S_0) e^{i\sigma T}, \\ G &= G_{\text{eq}}(S_0) + \delta G_{\text{dyn}}(S_0) e^{i\sigma T}, \\ m &= m_{\text{eq}}(S_0) + \delta m_{\text{dyn}}(S_0) e^{i\sigma T}. \end{aligned} \quad (92)$$

Substituting this perturbation into (10), (12), (90), and (91) yields the system, at $O(\delta)$:

$$\begin{aligned} x'_{\text{dyn}} &= \frac{\gamma}{2} (1 + \cos(2\theta_{\text{eq}})) F_{\text{dyn}} + \frac{\gamma}{2} \sin(2\theta_{\text{eq}}) G_{\text{dyn}} \\ &\quad - \gamma [\sin \theta_{\text{eq}} + \sin(2\theta_{\text{eq}}) F_{\text{eq}} - \cos(2\theta_{\text{eq}}) G_{\text{eq}}] \theta_{\text{dyn}}, \end{aligned} \quad (93)$$

$$\begin{aligned} y'_{\text{dyn}} &= \frac{\gamma}{2} \sin(2\theta_{\text{eq}}) F_{\text{dyn}} + \frac{\gamma}{2} (1 - \cos(2\theta_{\text{eq}})) G_{\text{dyn}} \\ &\quad - \gamma [\cos \theta_{\text{eq}} + \cos(2\theta_{\text{eq}}) F_{\text{eq}} - \sin(2\theta_{\text{eq}}) G_{\text{eq}}] \theta_{\text{dyn}}, \end{aligned} \quad (94)$$

$$F'_{\text{dyn}} = (\widehat{k} - \gamma \sigma^2) x_{\text{dyn}}, \quad (95)$$

$$G'_{\text{dyn}} = (\widehat{k} - \gamma \sigma^2) y_{\text{dyn}}, \quad (96)$$

$$\theta'_{\text{dyn}} = \gamma m_{\text{dyn}}, \quad (97)$$

$$\begin{aligned} m'_{\text{dyn}} &= \gamma [\sin \theta_{\text{eq}} + F_{\text{eq}} \sin(2\theta_{\text{eq}}) - G_{\text{eq}} \cos(2\theta_{\text{eq}})] F_{\text{dyn}} \\ &\quad - \gamma [\cos \theta_{\text{eq}} + F_{\text{eq}} \cos(2\theta_{\text{eq}}) - G_{\text{eq}} \sin(2\theta_{\text{eq}})] G_{\text{dyn}} \\ &\quad + \gamma [F_{\text{eq}} \cos \theta_{\text{eq}} + G_{\text{eq}} \sin \theta_{\text{eq}} + 2F_{\text{eq}} G_{\text{eq}} \sin(2\theta_{\text{eq}}) \\ &\quad + (F_{\text{eq}}^2 - G_{\text{eq}}^2) \cos(2\theta_{\text{eq}})] \theta_{\text{dyn}}, \end{aligned} \quad (98)$$

We note that we have made use of the trigonometric double angle formulae to simplify the ordinary differential equations. The system (93)–(98) can be written in the form

$$\mathbf{x}'_{\text{dyn}} = \mathbf{A} \mathbf{x}_{\text{dyn}}, \quad (99)$$

where the vector $\mathbf{x}_{\text{dyn}} = (x_{\text{dyn}}, y_{\text{dyn}}, \theta_{\text{dyn}}, F_{\text{dyn}}, G_{\text{dyn}}, m_{\text{dyn}})^T$ and \mathbf{A} is a matrix that is expressed solely in terms of \mathbf{x}_{eq} . As \mathbf{x}_{eq} is known, for a given σ^2 , \mathbf{A} is constant for each $S_0 \in [0, \widehat{L}_0]$ and hence the system (93)–(98) is a system of first-order, linear ordinary differential equations with constant coefficients for a fixed value of S_0 . Therefore, we can

integrate the system over the interval $[0, \widehat{L}_0]$. However, observe that only the boundary conditions for x_{dyn} , y_{dyn} and θ_{dyn} are known; that is, they must vanish at the endpoints $S_0 = 0$ and $S_0 = \widehat{L}_0$. To overcome this, we use a method that has been used in previous buckling analyses [5, 26].

We seek a solution of the form $\mathbf{x}_{\text{dyn}} = b_1 \mathbf{x}_{\text{dyn}}^{(1)} + b_2 \mathbf{x}_{\text{dyn}}^{(2)} + b_3 \mathbf{x}_{\text{dyn}}^{(3)}$, where, at $S_0 = 0$, $\mathbf{x}_{\text{dyn}}^{(1)}$, $\mathbf{x}_{\text{dyn}}^{(2)}$ and $\mathbf{x}_{\text{dyn}}^{(3)}$ satisfy

$$\mathbf{x}_{\text{dyn}}^{(1)}(0) = (0, 0, 0, 1, 0, 0)^T, \quad \mathbf{x}_{\text{dyn}}^{(2)}(0) = (0, 0, 0, 0, 1, 0)^T, \quad \mathbf{x}_{\text{dyn}}^{(3)}(0) = (0, 0, 0, 0, 0, 1)^T. \quad (100)$$

Therefore, the solution components $\mathbf{x}_{\text{dyn}}^{(1)}$, $\mathbf{x}_{\text{dyn}}^{(2)}$ and $\mathbf{x}_{\text{dyn}}^{(3)}$ are linearly independent and thus each solution may be solved for independently as functions of σ^2 . To determine b_1 , b_2 and b_3 and consequently our final solvability condition, we impose the boundary condition that x_{dyn} , y_{dyn} and θ_{dyn} vanish at $S_0 = \widehat{L}_0$, leading to the matrix equation

$$\begin{pmatrix} x_{\text{dyn}}^{(1)} & x_{\text{dyn}}^{(2)} & x_{\text{dyn}}^{(3)} \\ y_{\text{dyn}}^{(1)} & y_{\text{dyn}}^{(2)} & y_{\text{dyn}}^{(3)} \\ \theta_{\text{dyn}}^{(1)} & \theta_{\text{dyn}}^{(2)} & \theta_{\text{dyn}}^{(3)} \end{pmatrix} \begin{pmatrix} b_1 \\ b_2 \\ b_3 \end{pmatrix} = \begin{pmatrix} 0 \\ 0 \\ 0 \end{pmatrix} \quad \text{at} \quad S_0 = \widehat{L}_0. \quad (101)$$

A solution to Equation (101) exists if and only if the determinant of the left hand side matrix is equal to zero for a given σ^2 . Therefore, if there is a value of $\sigma^2 < 0$ such that the determinant vanishes, then the buckled solution \mathbf{x}_{eq} is unstable, as the time perturbation grows exponentially as $T \rightarrow \infty$.

E Energies

Here, we give the forms of the energy functionals that are considered in Sections 4.3. We then show how these defined energies change for heterogeneity in rod stiffness and growth, helping to elucidate the observed changes to rod shape in Figure 5.

The total energy of the system, \mathcal{E} , comprises contributions from bending, stretching, and the underlying foundation.

In the reference configuration, these dimensional individual energy densities may be written respectively as:

$$U^B = \frac{EI}{2} \left(\frac{\partial \theta}{\partial S} \right)^2, \quad U^S = \frac{EA}{2} (\alpha - 1)^2, \quad U^F = \frac{Ek}{2\gamma} \left[\left(x - \frac{S}{\gamma} \right)^2 + y^2 \right]. \quad (102)$$

After nondimensionalisation, we write the energy densities as

$$U^B = \frac{\widehat{E}}{2} \left(\frac{\partial \theta}{\partial S} \right)^2, \quad U^S = \frac{\widehat{E}}{2} (\alpha - 1)^2, \quad U^F = \frac{\widehat{k}}{2\gamma} \left[\left(x - \frac{S}{\gamma} \right)^2 + y^2 \right], \quad (103)$$

where \widehat{E} and \widehat{k} represent the dimensionless rod and foundation stiffness respectively (note that in the homogeneous case, $\widehat{E} = 1$). Therefore, the total energy density is given by

$$U^{\text{total}} = U^B + U^S + U^F + F \left(\frac{\partial x}{\partial S} - \alpha \cos \theta \right) + G \left(\frac{\partial x}{\partial S} - \alpha \sin \theta \right). \quad (104)$$

The latter two terms correspond to the geometric constraints placed on the rod, with the horizontal and vertical forces F and G acting as Lagrange multipliers. However, these contributions will vanish after energy minimisation. Hence, the total energy $\mathcal{E}^{\text{total}}$ is given by

$$\mathcal{E}^{\text{total}} = \mathcal{E}^{\text{bend}} + \mathcal{E}^{\text{stretch}} + \mathcal{E}^{\text{foundation}}, \quad (105)$$

where

$$\mathcal{E}^{\text{bend}} = \int_0^{\hat{L}_0} U^{\text{B}} \gamma dS_0, \quad (106)$$

$$\mathcal{E}^{\text{stretch}} = \int_0^{\hat{L}_0} U^{\text{S}} \gamma dS_0, \quad (107)$$

$$\mathcal{E}^{\text{foundation}} = \int_0^{\hat{L}_0} U^{\text{F}} \gamma dS_0. \quad (108)$$

Figures 10–11 illustrate how the different energetic contributions change for increasing heterogeneity amplitude $\hat{\epsilon}$, in rod stiffness heterogeneity and growth heterogeneity, respectively. As $\hat{\epsilon}$ increases, we observe tradeoffs between bending and foundation energy, and stretching energy. In Figure 10, the stretching energy increases, while bending and foundation energy decrease. This tradeoff helps to explain why compression dominates in the case of rod stiffness heterogeneity. In the case of growth heterogeneity, the behaviour is qualitatively opposite, due to the transition to tension in the middle region of the rod.

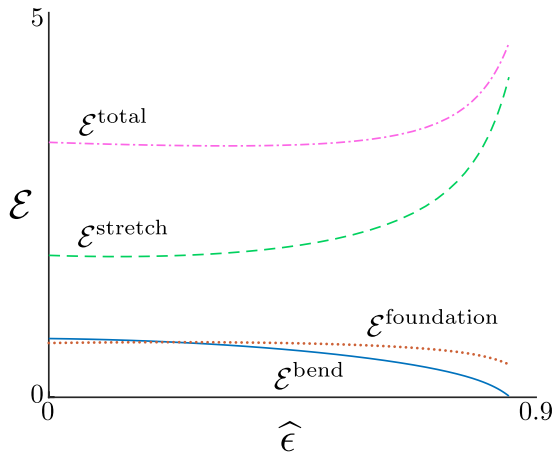


Fig. 10: **Energy plot for heterogeneous rod stiffness.** The bending energy $\mathcal{E}^{\text{bend}}$ (blue, solid), stretch energy $\mathcal{E}^{\text{stretch}}$ (green, dashed), $\mathcal{E}^{\text{foundation}}$ (brown, dotted), and total energy $\mathcal{E}^{\text{total}}$ (pink, dot-dashed) have been plotted. The parameters are the same as those in Figure 5. We see that $\mathcal{E}^{\text{stretch}}$ increases while $\mathcal{E}^{\text{bend}}$ and $\mathcal{E}^{\text{foundation}}$ decrease for increasing heterogeneity.

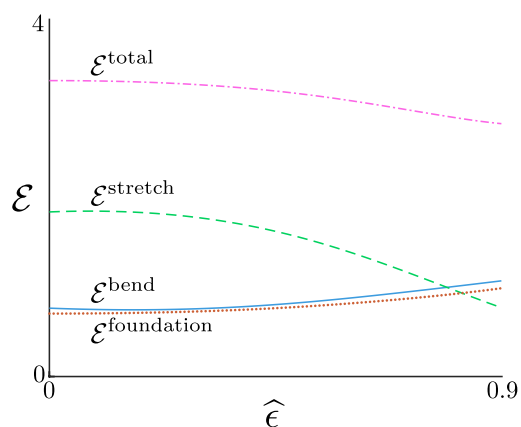


Fig. 11: **The effect of growth heterogeneity on energy** for $\xi(S_0) = \cos\left(\frac{2\pi S_0}{L_0}\right)$. The bending energy $\mathcal{E}^{\text{bend}}$ (blue, solid), stretch energy $\mathcal{E}^{\text{stretch}}$ (green, dashed), $\mathcal{E}^{\text{foundation}}$ (brown, dotted), and total energy $\mathcal{E}^{\text{total}}$ (pink, dot-dashed) have been plotted. The parameters are the same as those in Figure 5. As growth heterogeneity increases, $\mathcal{E}^{\text{stretch}}$ decreases drastically, with $\mathcal{E}^{\text{bend}}$ and $\mathcal{E}^{\text{foundation}}$ increasing slightly.