

PREPARED FOR SUBMISSION TO JCAP

Anisotropic Massive Gauge-flation

Peter Adshead and Aike Liu

Department of Physics, University of Illinois at Urbana-Champaign, Urbana, Illinois 61801, U.S.A.

E-mail: adshead@illinois.edu, aikeliu2@illinois.edu

Abstract. We study anisotropic inflationary solutions in massive Gauge-flation. We work with the theory in both the Stueckelberg and dynamical symmetry-breaking limits and demonstrate that extended periods of accelerated anisotropic expansion are possible. In the case of dynamical symmetry breaking, we show that spacetime can transition from isotropic quasi-de Sitter space to an accelerating Bianchi spacetime due to a rolling Higgs field — the spacetime can develop hair. Similarly, symmetry restoring transitions are possible from accelerating Bianchi spacetime to quasi-de Sitter space — the spacetime can lose its hair. These transitions can be arranged to occur quickly, within an e -folding or so, or over tens of e -folds.

Contents

1	Introduction	1
2	Massive and massless Gauge-flation	2
2.1	Isotropic solutions	3
3	Massive Gauge-flation in a homogeneous, anisotropic background	5
3.1	Action and equations of motion	5
3.2	Phase-plane and fixed points of the motion	8
3.3	Gauge-field anisotropy and the duration of inflation	10
4	Dynamical symmetry breaking during inflation	14
4.1	Evolution of the Higgs vev, and dynamical symmetry breaking during inflation	16
5	Conclusions	19

1 Introduction

The inflationary paradigm — a period of early accelerated expansion [1–5] — is in good shape. Inflation solves classic problems associated with the initial conditions for the hot Big Bang, while simultaneously generating the seeds for the subsequent gravitational growth of structure via quantum mechanical fluctuations of the fields and metric [6–11]. Increasingly accurate measurements of the cosmic microwave background (CMB) [12, 13] have revealed the initial density fluctuations to be red-tilted and gaussian [14, 15], in accord with generic inflationary predictions. However, the simplest large-field single-field slow-roll models (e.g. [5, 16]) are now disfavored by data due to constraints on the tensor-to-scalar ratio, $r < 0.07$ at 95% [17–19]. Future CMB measurements will potentially constrain (or measure) the tensor-to-scalar ratio to $\sigma_r \sim 10^{-3}$ [20] and motivate the study models of inflation that can populate this region of parameter space.

The large-scale isotropy of our Universe is generally thought to be a generic prediction of inflation due to the cosmic no-hair conjecture [21]. However, there are hints of statistical anisotropy on very large scales in the CMB, from the apparent alignment of the low- ℓ multipoles [22–24] (dubbed the ‘axis of evil’ [25]) to evidence of a hemispherical power asymmetry and dipolar anomaly [26–33]. The significance of these anomalies is disputed [34] and several studies have placed very tight limits on the allowed statistical anisotropy [18, 35]. Theorists have attempted to explain these anomalies in a variety of ways using inflationary dynamics. In particular, the gradient effects of large, superhorizon fluctuations produced during inflation [36–40] as well as imprints of an earlier anisotropic phase [41] have been postulated to be responsible. The dynamics of fixed-norm vector fields [42] and non-minimally coupled massive vectors [43] were demonstrated to generate periods of extended anisotropic inflation and associated anisotropic fluctuations. However, these models were later shown to have pathological instabilities [44–46]. After the construction of stable inflationary models that use vector fields to generate anisotropic inflation [47], there has been a surge of interest in anisotropic inflationary scenarios [48–58]. These models provide explicit counter-examples to the cosmic no-hair conjecture.

In this work, we investigate anisotropic inflation in models of inflation built from non-Abelian gauge fields — Gauge-flation [59, 60], and Chromo-Natural inflation [61]. Gauge-flation is a model of inflation that does not contain any scalar fields. Instead, non-Abelian gauge fields in an isotropic, flavor-space locked configuration generate an inflationary phase via an $(F\tilde{F})^2$ term. In Chromo-Natural inflation, axion inflation on a steep potential is facilitated by a Chern-Simons interaction with a flavor-space locked non-Abelian gauge field. The models are related by integrating out the axion about the minima of a quadratic potential [62, 63]. The rotation symmetry, which is usually broken by the vector nature of the gauge fields, is restored in these models by identifying the $SU(2)$ group with the spatial symmetry group $SO(3)$. While the original models of Gauge-flation and Chromo-Natural models are ruled out [64–66], they can be brought into agreement with CMB data by introducing masses for the gauge fields [67–69], or by flattening the Chromo-Natural inflation potential [70].

Maleknejad et. al. have demonstrated that an axially symmetric configuration in a Bianchi spacetime evolves to an isotropic universe within a few e -folds, regardless of initial conditions for both Gauge-flation [71] and Chromo-Natural inflation [72]. This isotropizing behavior is consistent with the no-hair conjecture. In this work, we point out that the massive versions of both Gauge-flation and Chromo-Natural inflation allow for other possibilities due to the symmetry breaking. Because the gauge symmetries of the vector fields are identified with spatial rotations, different symmetry breaking patterns can give rise to different space-time symmetry patterns. In this paper, we explore the breaking of isotropy by the gauge-field mass terms. We begin by examining the theory in the broken phase in which the gauge field masses are non-dynamical and are introduced by the Stueckelberg mechanism. We then study dynamical symmetry breaking by a Higgs sector where an initial isotropic, massless scenario evolves dynamically to a broken phase *during* inflation. We also consider the case where an initially massive, anisotropic configuration evolves to a massless, symmetry restoring state. We find that massive Gauge-flation can generically generate extended periods of anisotropic inflation. We also find that an initially spherically symmetric quasi-de Sitter spacetime can develop hair by dynamically evolving to an accelerating Bianchi spacetime from a quasi-de Sitter spacetime, and vice-versa. The magnitude of the resulting anisotropy is similar to that found in anisotropic power-law inflation presented in [58, 73].

This paper is organized as follows. In section 2 we review the original massless [59] and massive [67, 68] Gauge-flation models. In section 3 we study massive Gauge-flation in an axially symmetric spacetime and explore the effects of varying the gauge field masses. In section 4, we allow the vacuum expectation value of the Higgs field (which gives masses to the gauge field) to dynamically evolve on a potential and study the dynamical breaking of the gauge symmetry during inflation. We conclude in section 5. Throughout, we work in natural units where $\hbar = c = M_{\text{Pl}} = 1$.

2 Massive and massless Gauge-flation

We begin by briefly reviewing the theory of Gauge-flation [59, 60] and massive Gauge-flation [67, 69] in a Friedmann-Robertson-Walker (FRW) spacetime. Massive [67], or Higgsed Gauge-flation [69], is described by the action

$$\mathcal{S} = \int d^4x \sqrt{-g} \left[\frac{R}{2} - \frac{1}{4} F_{\mu\nu}^a F^{a\mu\nu} + \frac{\kappa}{384} (\epsilon^{\mu\nu\lambda\sigma} F_{\mu\nu}^a F_{\lambda\sigma}^a)^2 - \frac{1}{2} (D\Psi)^2 - V(\Psi) \right], \quad (2.1)$$

where Ψ is a scalar field (Higgs multiplet), A_μ^a are SU(2) gauge fields, with the field strength tensor defined¹

$$F_{\mu\nu}^a = \partial_\mu A_\nu^a - \partial_\nu A_\mu^a + g\epsilon_{bc}^a A_\mu^b A_\nu^c. \quad (2.2)$$

We initially assume that the theory is in the broken phase, where the Higgs has a static vev: $\langle\Psi\rangle \neq 0$ with $V(\langle\Psi\rangle) = 0$ and $d\langle\Psi\rangle/dt = 0$. Without loss of generality we take the action to be in the form²

$$\mathcal{S} = \int d^4x \sqrt{-g} \left[\frac{R}{2} - \frac{1}{4} F_{\mu\nu}^a F^{a\mu\nu} + \frac{\kappa}{384} (\epsilon^{\mu\nu\lambda\sigma} F_{\mu\nu}^a F_{\lambda\sigma}^a)^2 - \frac{1}{2} \sum_{a=1}^3 m_a^2 A_\mu^a A^{a\mu} \right]. \quad (2.3)$$

In writing the action in the form of eq. (2.3), we have made an SU(2) rotation to diagonalize the mass matrix.

2.1 Isotropic solutions

Gauge-flation is obtained by putting the gauge fields in the classical, flavor-space locked configuration

$$A_0^a = 0, \quad A_i^a = \psi e_i^a = a\psi \delta_i^a, \quad a = e^\alpha, \quad (2.4)$$

where e_i^a is the spatial tetrad that identifies the gauge index a with spatial index i . We denote $\phi = a\psi$ in the following discussion, where a is the isotropic scale factor.³ This configuration ensures that the resulting stress tensor is consistent with the symmetries of FRW spacetime. We write the metric in FRW form

$$ds^2 = -N^2 dt^2 + a^2 \delta_{ij} dx^i dx^j, \quad (2.5)$$

where N is the lapse function, and $N = 1$ on the background.

For the gauge field configuration in eq. (2.4), the components of field-strength tensor are

$$F_{0i}^a = \dot{\phi} \delta_i^a, \quad F_{ij}^a = g\phi^2 f_{ij}^a, \quad (2.6)$$

where f_{ij}^a the structure constants of SU(2). Here and throughout, an overdot represents a derivative with respect to cosmic time, while a prime represents a derivative with respect to conformal time. For these degrees of freedom, the reduced action takes the form⁴

$$\mathcal{L} = a^3 N \left[-3 \frac{\dot{a}^2}{a^2 N^2} + \frac{3}{2} \frac{\dot{\phi}^2}{a^2 N^2} - \frac{3}{2} g^2 \frac{\phi^4}{a^4} + \frac{3}{2N^2} \kappa \frac{g^2 \phi^4 \dot{\phi}^2}{a^6} - \frac{3}{2} m^2 \frac{\phi^2}{a^2} \right]. \quad (2.7)$$

It is convenient to separate the contributions from Yang-Mills action, the $\kappa(F\tilde{F})^2$ term, and the Higgs sector,

$$\mathcal{L}_{\text{red}} = \mathcal{L}^{\text{YM}} + \mathcal{L}^\kappa + \mathcal{L}^m, \quad T_{\mu\nu} = T_{\mu\nu}^{\text{YM}} + T_{\mu\nu}^\kappa + T_{\mu\nu}^m. \quad (2.8)$$

¹Our convention for the antisymmetric tensor is $\epsilon^{0123} = 1/\sqrt{-g}$, while our spacetime metric signature is $(-, +, +, +)$. Here and throughout, Greek letters denote spacetime indices, Roman letters from the start of the alphabet denote gauge indices and Roman letters from the middle of the alphabet denote spatial indices.

²In the notation of [69], $m_a = gZ_0$.

³We use a to denote both the gauge index as well as the scale factor, and distinguishing between them should be fairly obvious from the context.

⁴Note that the self consistency of the isotropic solutions requires that $m_1 = m_2 = m_3 \equiv m$.

The Yang-Mills action contributes terms to the stress tensor that have the same equation of state as radiation, i.e. $P_{\text{YM}} = \rho_{\text{YM}}/3$, where

$$\rho_{\text{YM}} = \frac{3}{2} \frac{\dot{\phi}^2}{a^2} + \frac{3}{2} g^2 \frac{\phi^4}{a^4}, \quad (2.9)$$

while the terms result from the κ term give the equation of state of a cosmological constant. That is $P_\kappa = -\rho_\kappa$, where

$$\rho_\kappa = \frac{3\kappa}{2} \frac{g^2 \dot{\phi}^2 \phi^4}{a^6}. \quad (2.10)$$

As long as $\rho_\kappa \gg \rho_{\text{YM}}$, the background spacetime undergoes a phase of accelerated expansion.

The Higgs sector yields additional contributions to both the energy density and the pressure,

$$\rho_m = \frac{3}{2} m^2 \frac{\phi^2}{a^2}, \quad P_m = -\frac{1}{2} m^2 \frac{\phi^2}{a^2}. \quad (2.11)$$

Note the equation of state for these terms is $w = -1/3$, and thus the presence of the symmetry-breaking sector does not affect the condition for accelerated expansion, which remains $\rho_{\text{YM}} \ll \rho_\kappa$ [67]. However, since $\rho_m + P_m \neq 0$, successful slow roll inflation requires $\rho_m \sim \rho_{\text{YM}} \ll \rho_\kappa$ in order to ensure $\epsilon_H \ll 1$ (see eq. (2.14) below).

The equation of motion for the gauge-field vacuum expectation value (vev) can be derived from the action in eq. (2.7). In terms of the variable $\psi = \phi/a$, it reads

$$\ddot{\psi} + 3H\dot{\psi} + \psi\dot{H} + \frac{2\kappa g^2 \psi^3 \dot{\psi}^2}{(1 + \kappa g^2 \psi^4)} + \frac{\psi(2H^2 + 2g^2 \psi^2 + m^2)}{(1 + \kappa g^2 \psi^4)} = 0. \quad (2.12)$$

Variation of the action with respect to the lapse function, N , and the scale factor, a , yield the Friedmann constraint

$$H^2 = \frac{1}{2} \frac{\dot{\phi}^2}{a^2} + \frac{1}{2} g^2 \frac{\phi^4}{a^4} + \frac{1}{2} m^2 \frac{\phi^2}{a^2} + \frac{1}{2} \kappa \frac{g^2 \phi^4 \dot{\phi}^2}{a^6}, \quad (2.13)$$

and the equation of motion for the metric,

$$\dot{H} = -\frac{\dot{\phi}^2}{a^2} - g^2 \frac{\phi^4}{a^4} - \frac{1}{2} m^2 \frac{\phi^2}{a^2}. \quad (2.14)$$

We introduce the standard Hubble slow-roll parameters,

$$\epsilon = -\frac{\dot{H}}{H^2}, \quad \eta = -\frac{\ddot{H}}{2H\dot{H}} = \epsilon - \frac{\dot{\epsilon}}{2\epsilon H}, \quad (2.15)$$

as well as a parameter that characterizes the slow roll of the gauge vev

$$\delta = -\frac{\dot{\psi}}{H\psi}. \quad (2.16)$$

To measure the various contributions to the mass of the gauge field fluctuations, we define the dimensionless mass parameters in units of the Hubble scale,

$$\gamma \equiv \frac{g^2 \psi^2}{H^2}, \quad M \equiv \frac{m}{H}. \quad (2.17)$$

The Hubble parameter can be approximated by [67, 69]

$$H^2 \approx \frac{g^2 \epsilon}{\gamma \left(1 + \gamma + \frac{M^2}{2}\right)}, \quad (2.18)$$

and the total number of e -folds of inflation is determined by the integral

$$N_e = \int_{t_i}^{t_f} H dt = - \int_{H_i}^{H_f} \frac{dH}{H \epsilon} \approx - \frac{1}{2\psi^2} \int_{H_i}^{H_f} \frac{d(H^2)}{H^2(1 + \gamma + M^2/2)}. \quad (2.19)$$

Following [67], we use $\theta = \gamma + M^2/2$ as the integration variable and evaluate the integral expressed only in terms of the initial values

$$N_e \approx - \frac{1}{2\psi^2} \ln \left(\frac{1}{\theta} + 1 \right) \Big|_{\theta_i}^{\theta_f} = \frac{1}{2\psi^2} \ln \left(\frac{1 + \gamma_{\text{in}} + M_{\text{in}}^2/2}{\gamma_{\text{in}} + M_{\text{in}}^2/2} \right). \quad (2.20)$$

In the slow-roll approximation, $\psi \approx \text{const.}$, and the background solution is fully specified by three independent variables out of the original set $\{H_{\text{in}}, \psi, \dot{\psi}, \gamma, M, g, \kappa\}$. This can be seen as follows. Eqs. (2.12), (2.13), and (2.17) reduce the number of independent variables to four, while the parameter κ can be eliminated from the evolution equations by redefining time $t \rightarrow \sqrt{\kappa}t$ and the gauge coupling $g \rightarrow g/\sqrt{\kappa}$. The background trajectories are therefore specified by choosing initial values for $\{\psi_{\text{in}}, \gamma_{\text{in}}, M_{\text{in}}\}$, or $\{N_{\text{in}}, \gamma_{\text{in}}, M_{\text{in}}\}$ via eq. (3.31). The parameter κ is determined by matching the amplitude of the curvature perturbations to the observed value [66, 69].

3 Massive Gauge-flation in a homogeneous, anisotropic background

In this section, we consider the effect of putting massive Gauge-flation in a homogeneous, but anisotropic background. We begin by deriving the action and equations of motion before studying the fixed points of the system and the solutions of the equations of motion.

3.1 Action and equations of motion

We consider the axially symmetric Bianchi type-I metric

$$ds^2 = -N^2 dt^2 + e^{2\alpha} (e^{-4\sigma} dx^2 + e^{2\sigma} (dy^2 + dz^2)), \quad (3.1)$$

and we choose the following axially symmetric ansatz for the gauge field configuration [71, 74],

$$A_0^a = 0, \quad A_i^a = e_i^a \psi_i, \quad (3.2)$$

where

$$e_1^1 = e^{\alpha-2\sigma}, \quad e_2^2 = e_3^3 = e^{\alpha+\sigma}, \quad \psi_1 \equiv \frac{\psi}{\lambda^2}, \quad \psi_2 = \psi_3 \equiv \lambda\psi. \quad (3.3)$$

The parameter λ characterizes the gauge-field anisotropy, with $\lambda = 1$ corresponding to the isotropic limit. Inserting the metric, eq. (3.1), and the ansatz for the gauge field, eq. (3.2),

into the action in eq. (2.3), we obtain the reduced action

$$\begin{aligned}\mathcal{L}_{\text{red}} = & \frac{a^3}{N} \left[-3\dot{a}^2 + \dot{\sigma}^2 \left(3 + \frac{(2+\lambda^6)\phi^2}{\lambda^4 a^2} \right) + \dot{\sigma} \frac{(\lambda^{-4}(\lambda^6-1)\phi^2)}{a^2} + \frac{(1+2\lambda^6)}{2\lambda^4} \frac{\dot{\phi}^2}{a^2} \right. \\ & \left. + 2 \frac{(\lambda^6-1)}{\lambda^4} \frac{\dot{\lambda}}{\lambda} \frac{\dot{\phi}\phi}{a^2} + \frac{(2+\lambda^6)}{\lambda^4} \frac{\dot{\lambda}^2 \phi^2}{\lambda^2 a^2} - N^2 \frac{(2+\lambda^6)}{2\lambda^2} \frac{g^2 \phi^4}{a^4} + \frac{3}{2} \frac{\kappa g^2 \phi^4}{a^4} \frac{\dot{\phi}^2}{a^2} \right] \\ & - a^3 N \left[\frac{m_1^2 + (m_2^2 + m_3^2)\lambda^6 \phi^2}{2\lambda^4 a^2} \right]\end{aligned}\quad (3.4)$$

$$= \mathcal{L}_{\text{GF}} - a^3 N \left[\frac{m_1^2 + (m_2^2 + m_3^2)\lambda^6 \phi^2}{2\lambda^4 a^2} \right], \quad (3.5)$$

where $\phi(t) = a(t)\psi(t) = e^{\alpha(t)}\psi(t)$. Here and for the rest of this paper, we denote by a the isotropic or volume scale factor $a = e^\alpha$, and by H the isotropic expansion rate $H = \dot{\alpha}$.

Note that the reduced Lagrangian in eq. (3.4) does not depend explicitly on σ , and thus the canonically momentum conjugate to σ is conserved [71]. Upon imposing the initial condition that the anisotropy $\dot{\sigma} = 0$ for isotropic gauge field, that is when $\lambda = 1$, we obtain an expression for $\dot{\sigma}$

$$\dot{\sigma} = - \frac{\frac{d}{dt}(\lambda^{-4}(\lambda^6-1)\phi^2)}{2a^2(3 + \lambda^{-4}(2 + \lambda^6)\frac{\phi^2}{a^2})}. \quad (3.6)$$

Next, we derive the energy-momentum tensor and gravitational field equations. As before, we treat \mathcal{L}^{YM} , \mathcal{L}^κ and \mathcal{L}^m separately.

Yang-Mills pressure and energy density. The Yang-Mills term makes non-zero contributions to the stress tensor as

$$\begin{aligned}T^0_0{}^{\text{YM}} &= -\frac{1}{2\lambda^4} \left(\frac{\dot{\phi}}{a} - 2 \left(\dot{\sigma} + \frac{\dot{\lambda}}{\lambda} \right) \frac{\phi}{a} \right)^2 - \lambda^2 \left(\frac{\dot{\phi}}{a} + \left(\dot{\sigma} + \frac{\dot{\lambda}}{\lambda} \right) \frac{\phi}{a} \right)^2 - \frac{(2+\lambda^6)}{2\lambda^2} \frac{g^2 \phi^4}{a^4}, \\ T^1_1{}^{\text{YM}} &= -\frac{1}{2\lambda^4} \left(\frac{\dot{\phi}}{a} - 2 \left(\dot{\sigma} + \frac{\dot{\lambda}}{\lambda} \right) \frac{\phi}{a} \right)^2 + \lambda^2 \left(\frac{\dot{\phi}}{a} + \left(\dot{\sigma} + \frac{\dot{\lambda}}{\lambda} \right) \frac{\phi}{a} \right)^2 + \frac{(2-\lambda^6)}{2\lambda^2} \frac{g^2 \phi^4}{a^4}, \\ T^2_2{}^{\text{YM}} &= \frac{1}{2\lambda^4} \left(\frac{\dot{\phi}}{a} - 2 \left(\dot{\sigma} + \frac{\dot{\lambda}}{\lambda} \right) \frac{\phi}{a} \right)^2 + \frac{\lambda^4}{2} \frac{g^2 \phi^4}{a^4}, \\ T^3_3{}^{\text{YM}} &= T^2_2{}^{\text{YM}}.\end{aligned}\quad (3.7)$$

We extract the energy density and rewrite the pressures in terms of isotropic (P^{YM}) and anisotropic parts (\tilde{P}^{YM}) as

$$P_{\text{YM}} = \frac{1}{3}\rho_{\text{YM}}, \quad P_1^{\text{YM}} = P_{\text{YM}} - \frac{2}{3}\tilde{P}_{\text{YM}}, \quad P_2^{\text{YM}} = P_3^{\text{YM}} = P_{\text{YM}} + \frac{1}{3}\tilde{P}_{\text{YM}}, \quad (3.8)$$

where

$$\begin{aligned}\rho_{\text{YM}} &= \frac{1}{2\lambda^4} \left(\frac{\dot{\phi}}{a} - 2 \left(\dot{\sigma} + \frac{\dot{\lambda}}{\lambda} \right) \frac{\phi}{a} \right)^2 + \lambda^2 \left(\frac{\dot{\phi}}{a} + \left(\dot{\sigma} + \frac{\dot{\lambda}}{\lambda} \right) \frac{\phi}{a} \right)^2 + \frac{(2+\lambda^6)}{2\lambda^2} \frac{g^2 \phi^4}{a^4}, \\ \tilde{P}_{\text{YM}} &= \frac{1}{\lambda^4} \left(\frac{\dot{\phi}}{a} - 2 \left(\dot{\sigma} + \frac{\dot{\lambda}}{\lambda} \right) \frac{\phi}{a} \right)^2 - \lambda^2 \left(\frac{\dot{\phi}}{a} + \left(\dot{\sigma} + \frac{\dot{\lambda}}{\lambda} \right) \frac{\phi}{a} \right)^2 - \frac{(1-\lambda^6)}{\lambda^2} \frac{g^2 \phi^4}{a^4}.\end{aligned}\quad (3.9)$$

κ -term pressure and energy density. The contribution to the stress tensor from the κ -term is the same as in an isotropic background,

$$T_{\mu\nu}^{\kappa} = -\frac{3}{2} \frac{\kappa g^2 \phi^4 \dot{\phi}^2}{a^6 N^2} g_{\mu\nu}. \quad (3.10)$$

We then identify the energy density and (isotropic) pressure associated with this term as

$$\rho_{\kappa} = \frac{3}{2} \frac{\kappa g^2 \phi^4 \dot{\phi}^2}{a^6}, \quad P_{\kappa} = -\frac{3}{2} \frac{\kappa g^2 \phi^4 \dot{\phi}^2}{a^6}. \quad (3.11)$$

Symmetry-breaking pressure and energy density. The stress tensor due to the symmetry breaking terms is obtained in a straightforward fashion as

$$T_{\mu\nu}^m = m_a^2 A_{\mu}^a A_{\nu}^a - \frac{g_{\mu\nu}}{2} m_a^2 A_{\sigma}^a A^{\sigma a}. \quad (3.12)$$

We then extract the energy densities and pressures due to the gauge field mass terms

$$\rho_m = \frac{m_1^2 + (m_2^2 + m_3^2) \lambda^6}{2\lambda^4} \frac{\phi^2}{a^2}, \quad (3.13)$$

and

$$\begin{aligned} P_1^m &= \frac{m_1^2 - (m_2^2 + m_3^2) \lambda^6}{2\lambda^4} \frac{\phi^2}{a^2}, & P_2^m &= \frac{-m_1^2 + (m_2^2 - m_3^2) \lambda^6}{2\lambda^4} \frac{\phi^2}{a^2}, \\ P_3^m &= \frac{-m_1^2 + (m_3^2 - m_2^2) \lambda^6}{2\lambda^4} \frac{\phi^2}{a^2}. \end{aligned} \quad (3.14)$$

The self-consistency of our axially symmetric ansatz requires that we take $m_2 = m_3$. We again decompose the pressure into isotropic and anisotropic parts as

$$P_1^m = P_m - \frac{2}{3} \tilde{P}_m, \quad P_2^m = P_3^m = P_m + \frac{1}{3} \tilde{P}_m, \quad (3.15)$$

where

$$\rho_m = \frac{m_1^2}{2\lambda^4} + m_2^2 \lambda^2, \quad \tilde{P}_m = -\frac{m_1^2}{\lambda^4} + m_2^2 \lambda^2, \quad P_m = -\frac{1}{3} \rho_m. \quad (3.16)$$

Total pressure and energy density and gravitational field equations. In sum, we find the total contributions to the energy density and the isotropic and anisotropic pressures

$$\rho = \rho_{\kappa} + \rho_{\text{YM}} + \rho_m, \quad P = -\rho_{\kappa} + \frac{1}{3} \rho_{\text{YM}} - \frac{1}{3} \rho_m, \quad \tilde{P} = \tilde{P}_{\text{YM}} + \tilde{P}_m, \quad (3.17)$$

$$P_1 = P - \frac{2}{3} \tilde{P}, \quad P_2 = P + \frac{1}{3} \tilde{P}. \quad (3.18)$$

Variation of the action with respect to N , α , and σ yields the gravitational field equations,

$$\dot{\alpha}^2 - \dot{\sigma}^2 = \frac{\rho}{3}, \quad (3.19)$$

$$\ddot{\sigma} + 3\dot{\alpha}\dot{\sigma} = \frac{P_2 - P_1}{3} = \frac{\tilde{P}}{3}, \quad (3.20)$$

$$\ddot{\alpha} + 3\dot{\sigma}^2 = -\frac{3\rho + P_1 + 2P_2}{6} = -\frac{2}{3} \rho_{\text{YM}} - \frac{1}{3} \rho_m. \quad (3.21)$$

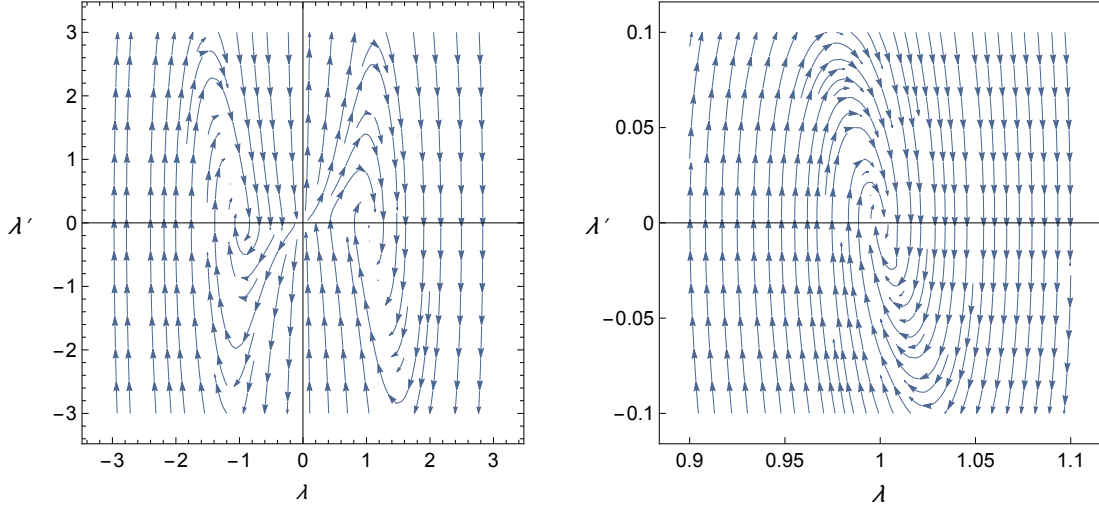


Figure 1: Phase portrait of the gauge-field anisotropy parameter, λ , when $M_1 = M_2$ and $\gamma = 3$. In the left panel, we exhibit the symmetry of the solutions under the reflection $\lambda \rightarrow -\lambda$, $\lambda' \rightarrow -\lambda'$. In the right panel, we display the behavior near the (isotropic) fixed point at $\lambda = 1$.

We note that, \tilde{P} vanishes in the isotropic limit, i.e $\lambda^2 = 1$, only if $m_1 = m_2$. Since \tilde{P} sources the anisotropy in the spatial slicing, $\dot{\sigma}$ (from eq. (3.20)), in the case that $m_1 \neq m_2$, an initially isotropic solution can be driven toward an anisotropic solution.

We are primarily interested in inflation and so we first determine the conditions under which accelerated expansion is possible. Through eqs. (3.19) and (3.21), we find the expression for $\epsilon = -\dot{H}/H^2 = -\ddot{\alpha}/\dot{\alpha}^2$,

$$\epsilon = \frac{2\rho_{\text{YM}} + \rho_m + 9\dot{\sigma}^2}{\rho_\kappa + \rho_{\text{YM}} + \rho_m + 3\dot{\sigma}^2}. \quad (3.22)$$

For inflation to proceed we require $\epsilon < 1$, which from eq. (3.22) amounts to the requirement $\rho_\kappa \gg \rho_{\text{YM}}, \rho_m, \dot{\sigma}^2$ for sufficiently long time. In the remainder of this section, we study the fixed points of the motion, the effect of the anisotropy on the inflationary solutions as well as the evolution of the anisotropy of the spatial slices.

3.2 Phase-plane and fixed points of the motion

The non-linear nature of the equations for the gauge-field anisotropy means that numerical analysis is required to completely characterize the trajectories. However, we can gain some understanding of the dynamics by studying the phase plane and identifying the (approximate) fixed points of the motion.

Varying the action with respect to λ , we find the equation of motion

$$\begin{aligned} \left((2 + \lambda^6) \left(\lambda \ddot{\lambda} + \dot{\alpha} \lambda \dot{\lambda} + 2 \frac{\dot{\phi}}{\phi} \lambda \dot{\lambda} \right) - 6 \dot{\lambda}^2 \right) \frac{\phi^2}{a^2} + \lambda^2 (\lambda^6 - 1) \left(\frac{\phi \ddot{\phi}}{a^2} + \frac{\dot{\alpha} \phi \dot{\phi}}{a^2} + \frac{\lambda^2 g^2 \phi^4}{a^4} \right) \\ - (m_1^2 - m_2^2 \lambda^6) \lambda^2 \frac{\phi^2}{a^2} = 0, \end{aligned} \quad (3.23)$$

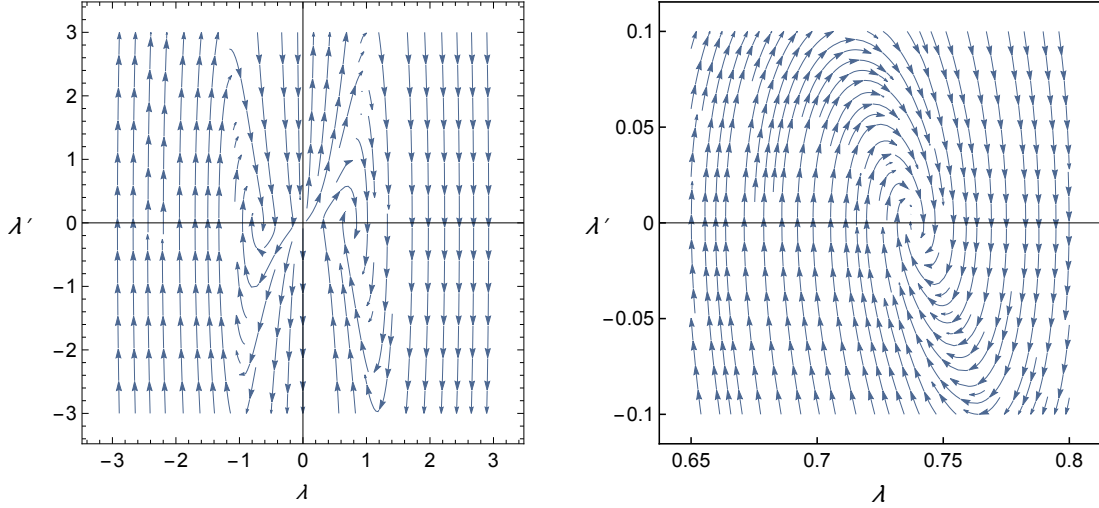


Figure 2: Phase portrait of λ in an example with an anisotropic fixed point. Here $M_2 = 5M_1 = 5$ and $\gamma = 3$. In the left panel, we show that the symmetry under the reflection $\lambda \rightarrow -\lambda$, $\lambda' \rightarrow -\lambda'$ is preserved. In the right panel, we display the details of the anisotropic fixed point which occurs at $\lambda \sim 0.74$.

Working in the slow-roll limit — treating $\psi \approx \text{const.}$ and $\dot{\phi} \approx \dot{\alpha}\phi$ — we obtain

$$(2 + \lambda^6)(\lambda\ddot{\lambda} + 3\dot{\alpha}\lambda\dot{\lambda}) - 6\dot{\lambda}^2 + \lambda^2(\lambda^6 - 1)(2 + \lambda^2\gamma)\dot{\alpha}^2 - \lambda^2(m_1^2 - m_2^2\lambda^6) \simeq 0. \quad (3.24)$$

We replace the cosmic time derivative with conformal time derivative, denoted here by a prime, so that the Hubble parameter, $H = \dot{\alpha}$, does not show up explicitly,

$$(2 + \lambda^6)(\lambda\lambda'' + 3\dot{\alpha}\lambda\lambda') - 6\lambda'^2 + \lambda^2(\lambda^6 - 1)(2 + \lambda^2\gamma) - \lambda^2(M_1^2 - M_2^2\lambda^6) \simeq 0, \quad (3.25)$$

where we have defined,

$$M_1 = \frac{m_1}{H}, \quad M_2 = \frac{m_2}{H}. \quad (3.26)$$

We look for fixed points of the motion⁵ by setting $\lambda'' = \lambda' = 0$. We first observe that the phase plane is invariant under replacing $\{\lambda, \lambda'\} \rightarrow \{-\lambda, -\lambda'\}$. Next, we note that when the gauge field masses either vanish, or are equal $M_1^2 = M_2^2$, we recover the known result that the only fixed point is the isotropic fixed point at $\lambda = \pm 1$ [71]. The phase plane for the massless case is displayed in figure 1. When the gauge field masses are unequal, $M_1 \neq M_2$, the fixed points are driven away from the isotropic fixed point at $\{\lambda, \lambda'\} = \{\pm 1, 0\}$. In figure 2 we show the effect of unequal gauge field masses on the phase plane. In the example shown here, $M_2 = 5M_1$ and the fixed point occurs at $\lambda \sim 0.74$ and remains an attractor. Note that the nature of the anisotropy ($\lambda > 0$ and prolate, or $\lambda < 1$ and oblate) depends on the relative sizes of M_1 and M_2 .

⁵These fixed points will of course vary slowly with the evolution of the background, however, it is easy to see that the timescale associated with the evolution of the fixed point is much slower than the timescale associated with the evolution of λ near to the fixed point.

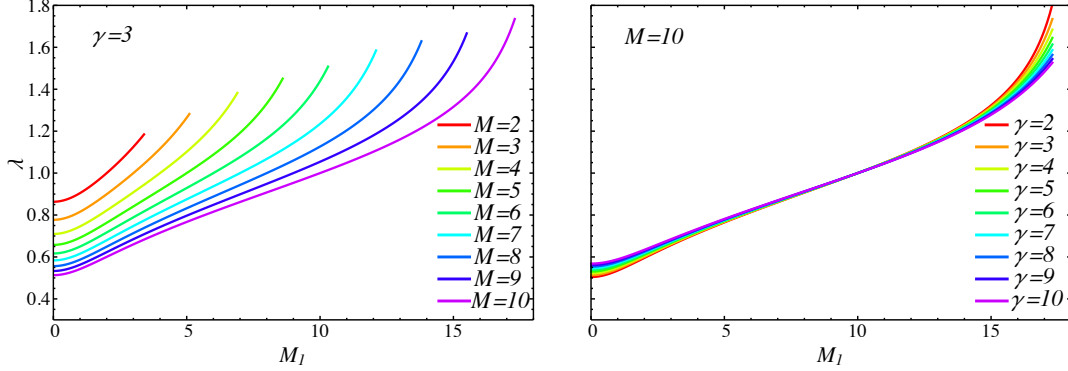


Figure 3: Fixed points of the gauge field anisotropy parameter, λ , as a function of M_1 . Each curve is generated by fixing M and γ and solving eq. (3.27) while varying M_1 . The endpoints of the curve correspond to the extrema of the allowed values of M_1 at fixed $M = \sqrt{(M_1^2 + 2M_2^2)/3}$ — recall that $M_2 \geq 0$. Left panel: We fix $\gamma = 3$, and allow M to range from 2 to 10 (from red to purple). Right panel: We fix $M = 10$, while γ ranges from 2 to 10 (from red to purple).

It is possible to find the fixed points analytically. Returning to eq. (3.24) and setting $\ddot{\lambda} = \dot{\lambda} = 0$, we find

$$(\lambda^6 - 1)(2 + \lambda^2\gamma) - (M_1^2 - M_2^2\lambda^6) = 0. \quad (3.27)$$

Solutions of eq. (3.27) are readily found, however, since this requires solving a quartic equation (for λ^2), the resulting expressions are not particularly illuminating. We instead show the result graphically. To display the result on a 2D plot, we fix the average gauge field mass, M , and the background gauge field γ , and plot λ as a function of one of the gauge field masses, M_1 . The results are shown in figure 3. Note that when $M_1 = M_2$, $\lambda = 1$, while $M_1 < M_2$ and $M_1 > M_2$ correspond to $\lambda < 1$ and $\lambda > 1$ respectively. Varying γ has only a small effect on the anisotropy, as we demonstrate in the right-hand panel of figure 3.

3.3 Gauge-field anisotropy and the duration of inflation

In order to determine the effect of the anisotropy on the length of inflation, we seek to develop an approximation for the number of e -folds, the anisotropic version of eq. (2.19). The existence of the additional degree of freedom, λ , appears to make this a little more complicated. However, as we now demonstrate, to leading order in the slow-roll approximation, the evolution of λ can be neglected.

The rate of change of λ , characterized by

$$\Delta \equiv \frac{\dot{\lambda}}{\lambda H}, \quad (3.28)$$

can be deduced by differentiating eq. (3.27)

$$\Delta \approx -\frac{2(\lambda^6 - 1)(\lambda^6 + 2)(\gamma\lambda^2 - \gamma\lambda + 2)}{\gamma\lambda[(6\lambda^7 - 7\lambda^6 - 6\lambda - 13)\lambda^6 + 2] - 6\lambda^6(M^2 + 6)} \epsilon, \quad (3.29)$$

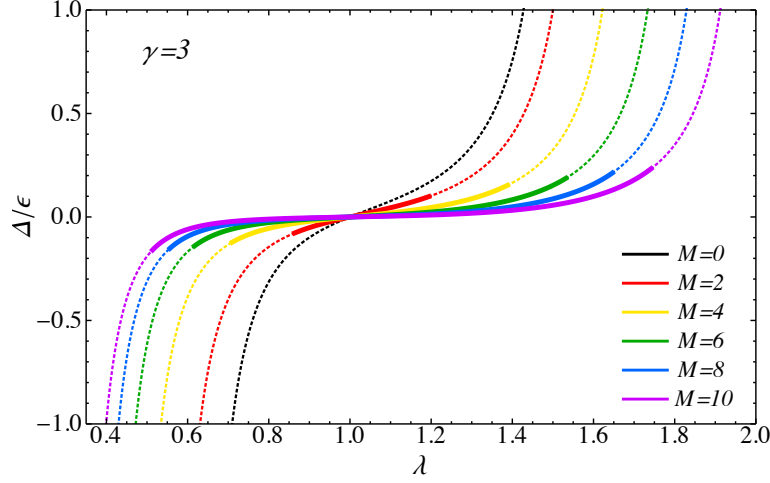


Figure 4: The evolution of the field anisotropy parameter, λ , quantified by Δ/ϵ . We fix $\gamma = 3$, and M ranges from 0 (black curve) to 10 (purple curve) in steps of $\Delta M = 2$. The thinner, dotted segments of each curve implies that M_1 or M_2 is imaginary at that point. It is clear that in all desired situations, $|\Delta/\epsilon| < 1$.

where we have defined,

$$M \equiv \sqrt{\frac{M_1^2 + 2M_2^2}{3}}. \quad (3.30)$$

Figure 4 shows Δ/ϵ as a function of λ . In this figure, we plot eq. (3.29) as a function of λ while fixing γ and M . Since not all values of λ are permitted at fixed γ and M , we indicate the physical solutions by the thick solid curves. These thick solid lines become thin dashed curves when M_1^2 or M_2^2 are negative (according to eq. (3.27)), corresponding to unphysical values of λ . Clearly $|\Delta/\epsilon|$ is always less than unity, and in most cases is $\ll 1$. Therefore, to a very good approximation, λ is approximately constant during inflation. As in section 2.1, the length of the inflationary phase can be found by computing the integral

$$N_e = \int_{t_i}^{t_f} H dt = - \int_{H_i}^{H_f} \frac{dH}{H\epsilon}. \quad (3.31)$$

After approximating eq. (3.22) as

$$\epsilon \approx \frac{\psi^2}{3} \left[\left(\frac{1}{\lambda^4} + 2\lambda^2 \right) + \left(\frac{1}{2\lambda^4} M_1^2 + \lambda^2 M_2^2 \right) + \left(\frac{2}{\lambda^2} + \lambda^4 \right) \gamma \right], \quad (3.32)$$

which is compared with the numerical results in figure 7, we can compute the integral in eq. (3.31) to obtain

$$N_e \approx \frac{1}{2\psi_{\text{in}}^2} \frac{3\lambda_{\text{in}}^4}{(1 + 2\lambda_{\text{in}}^6)} \ln \left[1 + \frac{2 + \lambda_{\text{in}}^6}{3} \cdot \left(\frac{3\lambda_{\text{in}}^6}{1 + 2\lambda_{\text{in}}^6} \cdot \frac{1}{2} M_{\text{in}}^2 + \lambda_{\text{in}}^2 \gamma_{\text{in}} - \frac{2}{3} \frac{(1 - \lambda_{\text{in}}^6)^2}{1 + 2\lambda_{\text{in}}^6} \right)^{-1} \right]. \quad (3.33)$$

In figure 5 we demonstrate the accuracy of our approximation to N_e . We show the comparison between the length of inflation (e -fold number N_e), obtained from direct numerical calculations, and the approximation in eq. (3.33). Note that the agreement is excellent.

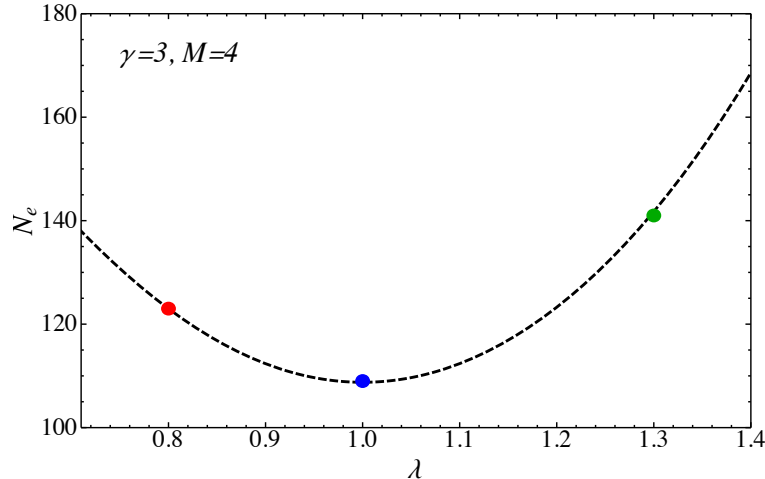


Figure 5: Agreement between approximated number of e -folds, N_e , and the numerically computed results. The length of inflation, N_e , computed using the approximation eq. (3.33) is shown with a dashed line. The three coloured points are the values of N_e calculated numerically by solving the full equations of motion. To generate the figure, we fix the parameters $\{\psi_{\text{in}} = 0.02, \gamma_{\text{in}} = 3, M_{\text{in}} = 4\}$ while varying λ_{in} .

In figure 6, we show effect of different parameter combinations $\{\gamma, M, \lambda\}$ on the length of inflation. Increasing M generally shortens the inflationary period, while anisotropy ($\lambda \neq 1$) generally prolongs it. That is, for fixed M , the length of the inflationary phase is *minimized* at the isotropic fixed point at $\lambda = 1$.

As in the isotropic case, the length of inflation (on the attractor solution) is determined by specifying the initial values of ψ_{in} , γ_{in} , and M_{in} . However, in the anisotropic case we need to additionally specify the initial anisotropy, λ_{in} . Though the set $\{\psi_{\text{in}}, \gamma_{\text{in}}, M_{1\text{in}}, M_{2\text{in}}\}$ is the most intuitive choice of parameterization, we choose the equivalent parametrization of $\{\psi_{\text{in}}, \gamma_{\text{in}}, M_{\text{in}}, \lambda_{\text{in}}\}$ in following discussion so that we can obtain an analytic approximation for N_e , that is, eq. (3.33). Eq. (3.33) also implies that we can instead choose to specify the set $\{N_e, \gamma_{\text{in}}, M_{\text{in}}, \lambda_{\text{in}}\}$.

3.3.1 Anisotropy and numerical analysis

We now examine the anisotropy of the spatial slices and study the full evolution of the system by solving the system of equations numerically. The anisotropy of the spatial slices is characterized by the quantity

$$\Sigma \equiv \frac{\dot{\sigma}}{H}. \quad (3.34)$$

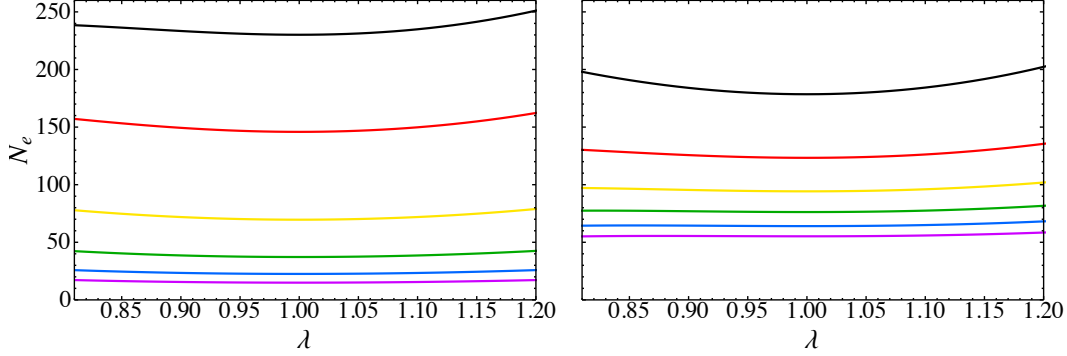


Figure 6: Left panel: the effect of varying λ_{in} and M_{in} on N_e , the number of e -foldings of anisotropic inflation (with $\gamma_{\text{in}} = 3$, and $\psi_{\text{in}} = 0.025$). The initial value M_{in} varies from 0 (top, black curve) to 10 (lowest, purple curve) in steps of $\Delta M = 2$. Right panel: the effect of varying λ_{in} and γ_{in} on the number of e -foldings of inflation (with $M_{\text{in}} = 4$, and $\psi_{\text{in}} = 0.025$). The initial value γ_{in} varies between 2 (top, black curve) and 12 (lowest, purple curve) in steps of $\Delta\gamma = 2$.

Theoretically, during slow-roll inflation, Σ is bounded by $\sqrt{\epsilon}$, where $\epsilon = -\dot{H}/H^2$ is the isotropic slow-roll parameter [74]. Specifically,

$$\frac{\Sigma}{\sqrt{\epsilon}} < \frac{1}{\sqrt{3}}. \quad (3.35)$$

For our model, we can derive an approximation to Σ using eq. (3.6). In the slow-roll limit, and on the anisotropic attractor solution we find

$$\Sigma = \frac{\left(\lambda^2 + \frac{2}{\lambda^4}\right) \Delta + \left(\lambda^2 - \frac{1}{\lambda^4}\right) (1 - \delta)}{\frac{3}{\psi^2} + \lambda^2 + \frac{2}{\lambda^4}} \approx \frac{\psi^2}{3} \left(\lambda^2 - \frac{1}{\lambda^4}\right). \quad (3.36)$$

We compare this approximation to the numerical results in figure 7. Eq. (3.36) remains an excellent approximation to the full evolution until near the end of inflation where the slow-roll approximation begins to fail. As expected, the anisotropy vanishes in the limit $\lambda \rightarrow 1$. Further, the sign of the effect depends on the geometry—whether $\lambda > 1$ or $\lambda < 1$. Comparing eq. (3.36) to eq. (3.32) it is apparent that

$$\Sigma \sim \mathcal{O}(\epsilon). \quad (3.37)$$

Therefore, in the slow-roll regime we expect that we cannot approach this bound, unless we are near to the end of inflation where $\epsilon \lesssim 1$. Anisotropy of roughly same magnitude was discovered in power-law k -inflation [58, 73].

We now consider the numerical evolution of the full system. Figure 7 shows the evolution of $\{\psi, \lambda, \epsilon, \Sigma\}$ in three cases corresponding to $\lambda > 1$, $\lambda = 1$ and $\lambda < 1$. The case where $\lambda_{\text{in}} = 1$

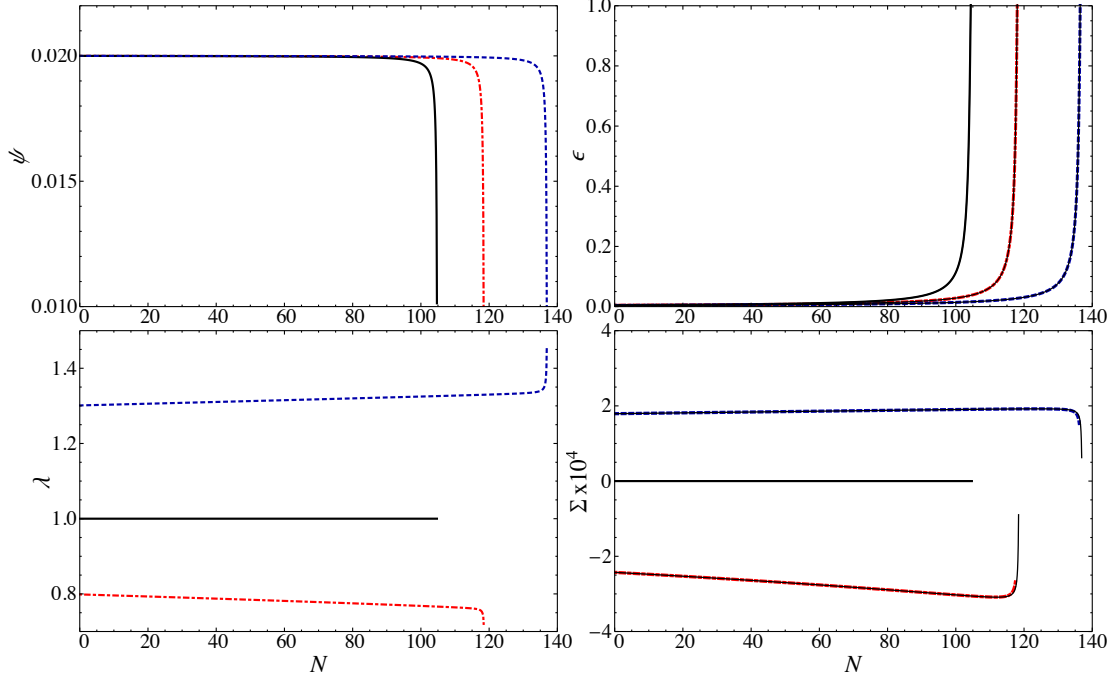


Figure 7: The full numerical evolution of $\psi(N)$ (top left panel), $\epsilon = -\dot{H}/H^2$ (top right panel), $\lambda(N)$ (bottom left panel), and $\Sigma = \dot{\sigma}/H$ (bottom right panel). To generate the curves, the initial values of the parameters were chosen to be $\psi_{\text{in}} = 0.02$, $\gamma_{\text{in}} = 3$, $M_{\text{in}} = 4$, while λ_{in} is taken to be $\lambda_{\text{in}} = 0.8$ (red dot-dashed curves), $\lambda_{\text{in}} = 1$ (black, solid curves), and $\lambda_{\text{in}} = 1.3$ (dotted blue curves). The thin black curves show the approximations for ϵ (top right panel) corresponding to eq. (3.32) and the approximation to Σ (bottom right panel) eq. (3.36).

is equivalent to setting $m_1 = m_2 = m_3$, and when $m_i = 0$ we recover the results from [71]. The cases where $\lambda_{\text{in}} = 0.8$ and 1.3 correspond to the case when the spacetime is elongated along the axial and radial direction respectively. The shapes of the trajectories of ϵ and ψ are similar to those in the isotropic scenario, and λ and Σ deviate from their isotropic fix points as expected from eqs. (3.27) and (3.36) respectively. In both instances, the inflationary epoch is prolonged compared to the isotropic case.

4 Dynamical symmetry breaking during inflation

In this section, we consider the situation where the symmetry is broken dynamically during inflation. That is, we allow the vev of Ψ to evolve on its potential $V(\Psi)$, and consider the full action at eq. (2.1). We assume that Ψ depends only on time and we take Ψ to transform under the vector representation of $\text{SU}(2)$. Furthermore, since the rest of the Lagrangian is invariant under $\text{SU}(2)$ rotations, we can perform a rotation to make the vector to point along

any particular direction in the internal space. We therefore choose Ψ in the configuration

$$\Psi(t) = \begin{pmatrix} \zeta(t) \\ 0 \\ 0 \end{pmatrix}, \quad (4.1)$$

in which case the gauge field mass matrix (due to the scalar) reads

$$m_{ab}^2 = g^2 \begin{pmatrix} 0 & 0 & 0 \\ 0 & \zeta^2 & 0 \\ 0 & 0 & \zeta^2 \end{pmatrix}. \quad (4.2)$$

Inserting this form into the action in eq. (2.1), we find the reduced action,

$$\mathcal{L}_{\text{red}} = \mathcal{L}_{\text{GF}} + a^3 N \left[\frac{\dot{\zeta}^2}{2N^2} - g^2 \zeta^2 \lambda^2 \frac{\phi^2}{a^2} - V(\zeta^2) \right], \quad (4.3)$$

where \mathcal{L}_{GF} represents the terms from the first two lines of eq. (3.4). The contributions of the Yang-Mills and $\kappa(F\tilde{F})^2$ are again given by the expressions in section 3. For the Higgs-sector contribution, we can simply replace the masses (m_1, m_2, m_3) with $(0, g\zeta, g\zeta)$ in ρ_m and P_i^m from eqs. (3.13) and (3.14),

$$\rho_m = g^2 \zeta^2 \lambda^2 \frac{\phi^2}{a^2}, \quad P_1^m = -\zeta^2 \lambda^2 \frac{\phi^2}{a^2}, \quad P_2^m = P_3^m = 0. \quad (4.4)$$

We also need to include the contributions to the stress tensor from the dynamical scalar

$$\rho_\zeta = \frac{1}{2} \dot{\zeta}^2 + V(\zeta^2), \quad P_\zeta = \frac{1}{2} \dot{\zeta}^2 - V(\zeta^2). \quad (4.5)$$

The density and pressure now read

$$\rho = \rho_{\text{YM}} + \rho_\kappa + \rho_m + \rho_\zeta, \quad P_1 = P - \frac{2}{3} \tilde{P}, \quad P_2 = P_3 = P + \frac{1}{3} \tilde{P}, \quad (4.6)$$

where

$$P = -\rho_\kappa + \frac{1}{3} \rho_{\text{YM}} - \frac{1}{3} \rho_m + P_\zeta, \quad \tilde{P} = \tilde{P}_{\text{YM}} + \tilde{P}_m, \quad \rho_m = \tilde{P}_m = \zeta^2 g^2 \lambda^2. \quad (4.7)$$

These quantities again lead to the three gravitational field equations,

$$\dot{\alpha}^2 - \dot{\sigma}^2 = \frac{1}{3} \left(\rho_{\text{YM}} + \rho_\kappa + g^2 \zeta^2 \lambda^2 + \frac{1}{2} \dot{\zeta}^2 + V(\zeta^2) \right), \quad (4.8)$$

$$\ddot{\sigma} + 3\dot{\alpha}\dot{\sigma} = \frac{P_2 - P_1}{3} = \frac{\tilde{P}}{3}, \quad (4.9)$$

$$\ddot{\alpha} + 3\dot{\sigma}^2 = -\frac{3\rho + P_1 + 2P_2}{6} = -\frac{2}{3} \rho_{\text{YM}} - \left(\frac{1}{3} g^2 \zeta^2 \lambda^2 + \frac{1}{2} \dot{\zeta}^2 \right). \quad (4.10)$$

Before we analyze the anisotropic behavior, we first determine the conditions for inflation. Through (3.19) and (3.21), we find the expression for $\epsilon = -\dot{H}/H^2 = -\ddot{\alpha}/\dot{\alpha}^2$,

$$\epsilon = \frac{2\rho_{\text{YM}} + 9\dot{\sigma}^2 + g^2 \zeta^2 \lambda^2 + \frac{3}{2} \dot{\zeta}^2}{\rho_{\text{YM}} + \rho_\kappa + 3\dot{\sigma}^2 + g^2 \zeta^2 \lambda^2 + \frac{1}{2} \dot{\zeta}^2 + V(\zeta^2)}. \quad (4.11)$$

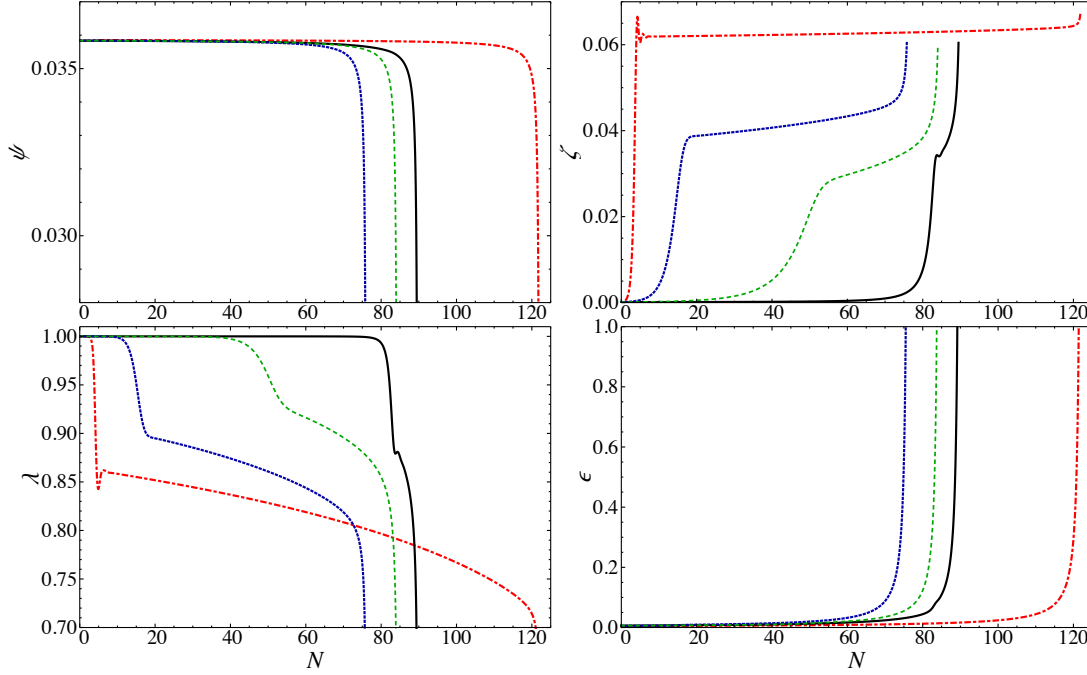


Figure 8: The full numerical evolution of dynamical symmetry breaking in massive Gauge-flation where the spacetime transition from an initially inflating quasi-de Sitter spacetime to an accelerating Bianchi spacetime. We plot $\psi(N)$ (top left), $\zeta(N)$ (top right), $\lambda(N)$ (bottom left), and $\epsilon = -\dot{H}/H^2$. To generate the curve, we choose parameters $\sqrt{\kappa}g = 30635.1$, $\psi_0 = 0.0358$, $\sqrt{\kappa}\dot{\psi}_0 = 10^{-10}$, $\lambda_0 = 1.0$, $\sqrt{\kappa}\dot{\lambda}_0 = 1.5 \times 10^{-10}$, $\zeta = 10^{-4}$, $\sqrt{\kappa}\dot{\zeta} = 0$, $\nu = 0.097$. We vary μ , and thus β taking $\kappa\mu = 5 \times 10^8, 1.28 \times 10^8, 1.5 \times 10^8, 1.31 \times 10^8$, corresponding to $\beta = 3.919$ (red dot-dashed curve), $\beta = 1.004$ (black solid curve), $\beta = 1.176$ (blue dotted-curve), $\beta = 1.03$ (green dashed-curve).

Note that, besides satisfying conditions $\rho_\kappa \gg \rho_{YM}, \dot{\sigma}^2$ as in section 3, we can also prolong inflation by introducing adjusting the potential of the scalar field so that $\dot{\zeta}^2 \ll V(\zeta^2) \sim \rho_\kappa$. We do not consider this possibility further here, and restrict ourselves to parameters such that $V(\zeta^2) \ll \rho_\kappa$.

4.1 Evolution of the Higgs vev, and dynamical symmetry breaking during inflation

The equation of motion for ζ is given by

$$\ddot{\zeta} + 3\dot{\alpha}\dot{\zeta} + 2g^2\lambda^2\frac{\phi^2}{a^2}\zeta + \frac{dV}{d\zeta} = 0. \quad (4.12)$$

For concreteness, we consider the standard symmetry-breaking double-well shape for ζ

$$V = \mu \left(\zeta^2 - \frac{\nu^2}{2} \right)^2, \quad (4.13)$$

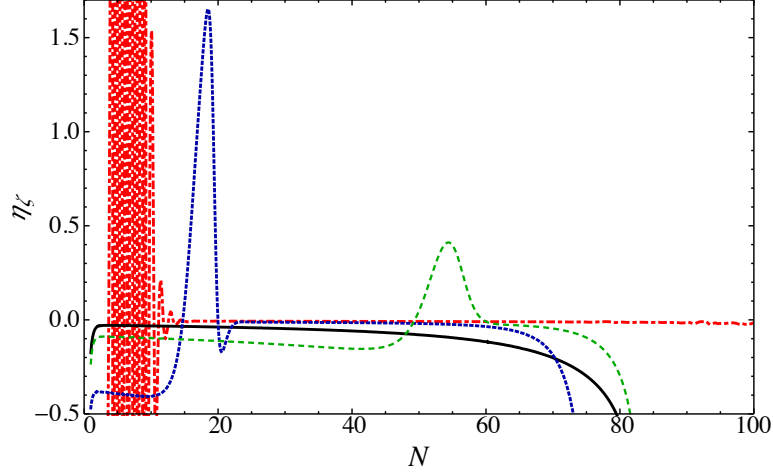


Figure 9: The evolution of the slow-roll parameter $\eta_\zeta = -\ddot{\zeta}/(H\dot{\zeta})$ for the symmetry breaking transitions shown in figure 8. The curves correspond to those in figure 8

where (μ, ν) are parameters to be chosen. The minima of the bare potential are located at $\zeta = \pm\nu/\sqrt{2}$. However, note that the interaction with the gauge field, $2g^2\lambda^2\psi^2\zeta^2$, distorts the potential and the true minima is

$$\zeta_0 = \pm\sqrt{\frac{\nu^2}{2} - \frac{g^2\lambda^2\psi^2}{2\mu}}. \quad (4.14)$$

Therefore, in order to break the symmetry we require $\nu^2 > g^2\lambda^2\psi^2/\mu$. That is, supposing inflation starts in isotropic spacetime, i.e. $\lambda_{\text{in}} = 1$, we thus require $\nu^2 > g^2\psi_{\text{in}}^2/\mu$. As in the static case, the parameter κ can be again absorbed by rescaling the gauge coupling, g and Hubble rate H , as before. However, the potential parameters must also be rescaled according to $\mu \rightarrow \mu/\kappa$. The fixed points of the motion are similar to those in the static case, with the replacement $m_1 \rightarrow 0$, $m_2 = m_3 \rightarrow g\zeta_0$, however, due to the rolling Higgs, the evolution of the system to the fixed points depends on the shape of the Higgs potential.

We begin by examining the conditions under which the symmetry breaking scalar ζ rolls slowly on its potential. Neglecting the acceleration term, the equation of motion for ζ becomes

$$3H\dot{\zeta} \approx -4\mu\left(\zeta^2 - \frac{\nu^2}{2}\right)\zeta - 2g^2\lambda^2\psi^2\zeta, \quad (4.15)$$

which can be written

$$\frac{\dot{\zeta}}{H} \approx -\frac{2}{3}\mu\left(2\frac{\zeta^2}{\nu^2} - 1 + \frac{1}{\beta}\right)\frac{\nu^2}{H^2}\zeta, \quad (4.16)$$

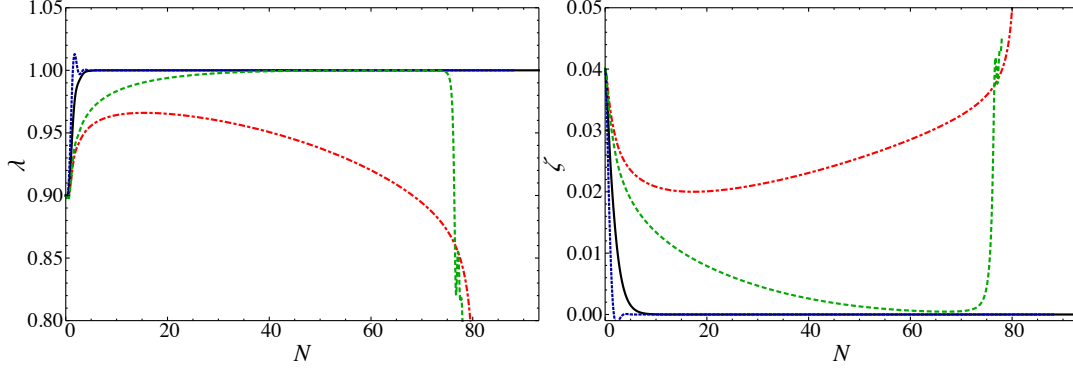


Figure 10: The evolution of λ and ζ in cases where $\beta < 1$, and the symmetry is restored during inflation. In these cases, the spacetime transitions from accelerating Bianchi spacetime to quasi-de Sitter spacetime. The parameters are chosen such that $\beta = 0.392$ (blue dotted-curve), $\beta = 0.784$ (black solid-curve), $\beta = 0.988$ (green dashed-curve). We also show an example with $\beta = 1.019$ (red dot-dashed curve) where initially the symmetry moves toward being restored ($\zeta = 0$, and $\lambda = 1$) before eventually breaking.

where we have defined

$$\beta = \frac{\mu\nu^2}{(g^2\psi_{\text{in}}^2)} = \frac{\mu\nu^2}{\gamma H^2}. \quad (4.17)$$

In the limit $\zeta \ll \nu$, i.e. near the isotropic point, the ratio β controls the evolution of ζ . Note that since $\gamma \sim \mathcal{O}(1 - 10)$, $\beta \sim \zeta'/\zeta$. For $\beta \gtrsim 1$, ζ slowly rolls away from the origin toward the minimum of the potential ζ_0 in eq. (4.14) and the spacetime evolves from quasi-de Sitter space to an accelerating Bianchi spacetime (see figure 8). For $\beta < 1$, the symmetry will be restored as ζ evolves to the origin in field space and λ evolves to 1 (see figure 10).

Figure 8 show three possible inflation trajectories for values of $\beta > 1$, where the symmetry is broken during inflation. In each example, we fix the initial values of $\{g, \psi, \dot{\psi}, \lambda, \dot{\lambda}, \zeta, \dot{\zeta}, \nu\}$, and vary the parameter μ , and thus β , to examine different slow, or fast-roll trajectories of ζ . We begin the computations with ζ near the origin in field space. Figure 9 shows the slow roll parameter $\eta_\zeta = -\ddot{\zeta}/(\dot{\zeta}H)$ for each of the curves above. Note that, as expected, slow-roll ($\eta_\zeta < 1$) is not violated for the slow transition corresponding to $\beta = 1.03$, where ζ transitions to the minima over a long period.

In figure 10 we demonstrate that when $\beta < 1$ the symmetry is restored and an initially anisotropic spacetime transitions to quasi-de Sitter space. For values of $\beta \lesssim 1$, the isotropy restoring transition is slow, and as β decreases toward zero, the transition occurs faster. This type of symmetry restoring transition may be interesting in the context of the large-scale anomalies in the CMB, which do not appear on smaller scales. Here, one could arrange for the transition back to isotropic expansion to happen $N \sim 50$ e -folds before the end of inflation.

The curves corresponding to $\beta = 1.019$ gives an instance when the restoring force combats the distorted potential. Initially, $\lambda = 0.9$ gives an effective potential with a single minimum at the origin. As the ζ rolls to the origin, the spacetime evolves to become isotropic.

But the increase of λ deforms the potential and the symmetry is again broken. The universe eventually evolves towards an accelerating Bianchi spacetime.

5 Conclusions

In this work we have studied anisotropic inflationary solutions in massive Gauge-flation. The original theory of massless Gauge-flation respects the cosmic no-hair conjecture whereby initially anisotropic configurations evolve to quasi-de Sitter space within an e -folding. We have demonstrated that massive Gauge-flation allows for extended periods of accelerated anisotropic expansion in cases where the gauge fields acquire unequal masses. The anisotropy of the spatial slices in these cases is of the order $\Sigma \sim \mathcal{O}(\epsilon_H)$.

Working with cylindrically symmetric gauge field and spacetime configurations, we considered dynamical symmetry breaking, as well as the case where the gauge-field masses are static, and introduced via the Stueckelberg mechanism. In the static case, by adjusting the ratio of the gauge field masses, we demonstrated that both prolate and oblate spacetime Bianchi geometries are possible. In the dynamical symmetry breaking case, we focused on a Higgs field that transformed under the vector representation of the gauge group. In this case, the gauge symmetry is not completely broken, and one of the gauge bosons remains massless (about the vacuum), while the other two acquire equal masses. We demonstrated that symmetry breaking can occur quickly, with only a small (large) amount of isotropic expansion followed by an extended (short) anisotropic phase, or more slowly where the Higgs slowly rolls over many e -foldings to its effective minima. Our study was restricted to the vector representation for the Higgs field; it would be interesting to explore the evolution in different representations.

Finally, it would be interesting to study the spectra of scalar curvature, and gravitational wave fluctuations about the anisotropic attractor solution, as well as during the dynamical evolution from the accelerating Bianchi spacetime back to the isotropic quasi-de Sitter phase. We anticipate that this will be a rather complicated undertaking, and leave it to future work.

Acknowledgments

This work was supported in part by the US Department of Energy through grant DE-SC0015655.

References

- [1] A. H. Guth, *The Inflationary Universe: A Possible Solution to the Horizon and Flatness Problems*, *Phys. Rev.* **D23** (1981) 347–356.
- [2] A. A. Starobinsky, *A New Type of Isotropic Cosmological Models Without Singularity*, *Phys. Lett.* **B91** (1980) 99–102.
- [3] A. D. Linde, *A New Inflationary Universe Scenario: A Possible Solution of the Horizon, Flatness, Homogeneity, Isotropy and Primordial Monopole Problems*, *Phys. Lett.* **B108** (1982) 389–393.
- [4] A. Albrecht and P. J. Steinhardt, *Cosmology for Grand Unified Theories with Radiatively Induced Symmetry Breaking*, *Phys. Rev. Lett.* **48** (1982) 1220–1223.
- [5] A. D. Linde, *Chaotic Inflation*, *Phys. Lett.* **B129** (1983) 177–181.

- [6] V. N. Lukash, *Production of phonons in an isotropic universe*, *Sov. Phys. JETP* **52** (1980) 807–814.
- [7] W. H. Press, *Spontaneous Production of the Zel’dovich Spectrum of Cosmological Fluctuations*, *Phys. Scripta* **21** (1980) 702.
- [8] V. F. Mukhanov and G. V. Chibisov, *Quantum Fluctuation and Nonsingular Universe. (In Russian)*, *JETP Lett.* **33** (1981) 532–535.
- [9] A. H. Guth and S. Y. Pi, *Fluctuations in the New Inflationary Universe*, *Phys. Rev. Lett.* **49** (1982) 1110–1113.
- [10] S. W. Hawking, *The Development of Irregularities in a Single Bubble Inflationary Universe*, *Phys. Lett.* **B115** (1982) 295.
- [11] J. M. Bardeen, P. J. Steinhardt and M. S. Turner, *Spontaneous Creation of Almost Scale - Free Density Perturbations in an Inflationary Universe*, *Phys. Rev.* **D28** (1983) 679.
- [12] WMAP collaboration, E. Komatsu et al., *Five-Year Wilkinson Microwave Anisotropy Probe (WMAP) Observations: Cosmological Interpretation*, *Astrophys. J. Suppl.* **180** (2009) 330–376, [[0803.0547](#)].
- [13] PLANCK collaboration, P. A. R. Ade et al., *Planck 2015 results. XIII. Cosmological parameters*, *Astron. Astrophys.* **594** (2016) A13, [[1502.01589](#)].
- [14] PLANCK collaboration, P. A. R. Ade et al., *Planck 2013 Results. XXIV. Constraints on primordial non-Gaussianity*, *Astron. Astrophys.* **571** (2014) A24, [[1303.5084](#)].
- [15] PLANCK collaboration, P. A. R. Ade et al., *Planck 2015 results. XVII. Constraints on primordial non-Gaussianity*, *Astron. Astrophys.* **594** (2016) A17, [[1502.01592](#)].
- [16] K. Freese, J. A. Frieman and A. V. Olinto, *Natural inflation with pseudo - Nambu-Goldstone bosons*, *Phys. Rev. Lett.* **65** (1990) 3233–3236.
- [17] BICEP2, PLANCK collaboration, P. A. R. Ade et al., *Joint Analysis of BICEP2/Keck?Array and Planck Data*, *Phys. Rev. Lett.* **114** (2015) 101301, [[1502.00612](#)].
- [18] PLANCK collaboration, P. A. R. Ade et al., *Planck 2015 results. XX. Constraints on inflation*, *Astron. Astrophys.* **594** (2016) A20, [[1502.02114](#)].
- [19] BICEP2, KECK ARRAY collaboration, P. A. R. Ade et al., *Improved Constraints on Cosmology and Foregrounds from BICEP2 and Keck Array Cosmic Microwave Background Data with Inclusion of 95 GHz Band*, *Phys. Rev. Lett.* **116** (2016) 031302, [[1510.09217](#)].
- [20] CMB-S4 collaboration, K. N. Abazajian et al., *CMB-S4 Science Book, First Edition*, [[1610.02743](#)].
- [21] R. M. Wald, *Asymptotic behavior of homogeneous cosmological models in the presence of a positive cosmological constant*, *Phys. Rev.* **D28** (1983) 2118–2120.
- [22] M. Tegmark, A. de Oliveira-Costa and A. Hamilton, *A high resolution foreground cleaned CMB map from WMAP*, *Phys. Rev.* **D68** (2003) 123523, [[astro-ph/0302496](#)].
- [23] A. de Oliveira-Costa, M. Tegmark, M. Zaldarriaga and A. Hamilton, *The Significance of the largest scale CMB fluctuations in WMAP*, *Phys. Rev.* **D69** (2004) 063516, [[astro-ph/0307282](#)].
- [24] C. J. Copi, D. Huterer, D. J. Schwarz and G. D. Starkman, *On the large-angle anomalies of the microwave sky*, *Mon. Not. Roy. Astron. Soc.* **367** (2006) 79–102, [[astro-ph/0508047](#)].
- [25] K. Land and J. Magueijo, *The Axis of evil*, *Phys. Rev. Lett.* **95** (2005) 071301, [[astro-ph/0502237](#)].
- [26] H. K. Eriksen, F. K. Hansen, A. J. Banday, K. M. Gorski and P. B. Lilje, *Asymmetries in the Cosmic Microwave Background anisotropy field*, *Astrophys. J.* **605** (2004) 14–20, [[astro-ph/0307507](#)].

- [27] F. K. Hansen, A. J. Banday and K. M. Gorski, *Testing the cosmological principle of isotropy: Local power spectrum estimates of the WMAP data*, *Mon. Not. Roy. Astron. Soc.* **354** (2004) 641–665, [[astro-ph/0404206](#)].
- [28] H. K. Eriksen, A. J. Banday, K. M. Gorski, F. K. Hansen and P. B. Lilje, *Hemispherical power asymmetry in the three-year Wilkinson Microwave Anisotropy Probe sky maps*, *Astrophys. J.* **660** (2007) L81–L84, [[astro-ph/0701089](#)].
- [29] F. K. Hansen, A. J. Banday, K. M. Gorski, H. K. Eriksen and P. B. Lilje, *Power Asymmetry in Cosmic Microwave Background Fluctuations from Full Sky to Sub-degree Scales: Is the Universe Isotropic?*, *Astrophys. J.* **704** (2009) 1448–1458, [[0812.3795](#)].
- [30] N. E. Groeneboom and H. K. Eriksen, *Bayesian analysis of sparse anisotropic universe models and application to the 5-yr WMAP data*, *Astrophys. J.* **690** (2009) 1807–1819, [[0807.2242](#)].
- [31] J. Hoftuft, H. K. Eriksen, A. J. Banday, K. M. Górski, F. K. Hansen and P. B. Lilje, *Increasing Evidence for Hemispherical Power Asymmetry in the Five-Year WMAP Data*, *Astrophys. J.* **699** (July, 2009) 985–989, [[0903.1229](#)].
- [32] PLANCK collaboration, P. A. R. Ade et al., *Planck 2013 results. XXIII. Isotropy and statistics of the CMB*, *Astron. Astrophys.* **571** (2014) A23, [[1303.5083](#)].
- [33] PLANCK collaboration, P. A. R. Ade et al., *Planck 2015 results. XVI. Isotropy and statistics of the CMB*, *Astron. Astrophys.* **594** (2016) A16, [[1506.07135](#)].
- [34] A. Rassat, J. L. Starck, P. Paykari, F. Sureau and J. Bobin, *Planck CMB Anomalies: Astrophysical and Cosmological Secondary Effects and the Curse of Masking*, *JCAP* **1408** (2014) 006, [[1405.1844](#)].
- [35] J. Kim and E. Komatsu, *Limits on anisotropic inflation from the Planck data*, *Phys. Rev.* **D88** (2013) 101301, [[1310.1605](#)].
- [36] C. Gordon, W. Hu, D. Huterer and T. M. Crawford, *Spontaneous isotropy breaking: a mechanism for cmb multipole alignments*, *Phys. Rev.* **D72** (2005) 103002, [[astro-ph/0509301](#)].
- [37] C. Gordon, *Broken Isotropy from a Linear Modulation of the Primordial Perturbations*, *Astrophys. J.* **656** (2007) 636–640, [[astro-ph/0607423](#)].
- [38] J. F. Donoghue, K. Dutta and A. Ross, *Non-isotropy in the CMB power spectrum in single field inflation*, *Phys. Rev.* **D80** (2009) 023526, [[astro-ph/0703455](#)].
- [39] A. L. Erickcek, M. Kamionkowski and S. M. Carroll, *A Hemispherical Power Asymmetry from Inflation*, *Phys. Rev.* **D78** (2008) 123520, [[0806.0377](#)].
- [40] A. L. Erickcek, S. M. Carroll and M. Kamionkowski, *Superhorizon Perturbations and the Cosmic Microwave Background*, *Phys. Rev.* **D78** (2008) 083012, [[0808.1570](#)].
- [41] A. E. Gumrukcuoglu, C. R. Contaldi and M. Peloso, *Inflationary perturbations in anisotropic backgrounds and their imprint on the CMB*, *JCAP* **0711** (2007) 005, [[0707.4179](#)].
- [42] L. Ackerman, S. M. Carroll and M. B. Wise, *Imprints of a Primordial Preferred Direction on the Microwave Background*, *Phys. Rev.* **D75** (2007) 083502, [[astro-ph/0701357](#)].
- [43] S. Kanno, M. Kimura, J. Soda and S. Yokoyama, *Anisotropic Inflation from Vector Impurity*, *JCAP* **0808** (2008) 034, [[0806.2422](#)].
- [44] R. Bluhm, N. L. Gagne, R. Potting and A. Vrublevskis, *Constraints and Stability in Vector Theories with Spontaneous Lorentz Violation*, *Phys. Rev.* **D77** (2008) 125007, [[0802.4071](#)].
- [45] B. Himmetoglu, C. R. Contaldi and M. Peloso, *Instability of anisotropic cosmological solutions supported by vector fields*, *Phys. Rev. Lett.* **102** (2009) 111301, [[0809.2779](#)].
- [46] B. Himmetoglu, C. R. Contaldi and M. Peloso, *Instability of the ACW model, and problems with massive vectors during inflation*, *Phys. Rev.* **D79** (2009) 063517, [[0812.1231](#)].

- [47] M.-a. Watanabe, S. Kanno and J. Soda, *Inflationary Universe with Anisotropic Hair*, *Phys. Rev. Lett.* **102** (2009) 191302, [[0902.2833](#)].
- [48] M.-a. Watanabe, S. Kanno and J. Soda, *Imprints of Anisotropic Inflation on the Cosmic Microwave Background*, *Mon. Not. Roy. Astron. Soc.* **412** (2011) L83–L87, [[1011.3604](#)].
- [49] K. Murata and J. Soda, *Anisotropic Inflation with Non-Abelian Gauge Kinetic Function*, *JCAP* **1106** (2011) 037, [[1103.6164](#)].
- [50] J. Soda, *Statistical Anisotropy from Anisotropic Inflation*, *Class. Quant. Grav.* **29** (2012) 083001, [[1201.6434](#)].
- [51] J. Ohashi, J. Soda and S. Tsujikawa, *Anisotropic Non-Gaussianity from a Two-Form Field*, *Phys. Rev.* **D87** (2013) 083520, [[1303.7340](#)].
- [52] J. Ohashi, J. Soda and S. Tsujikawa, *Observational signatures of anisotropic inflationary models*, *JCAP* **1312** (2013) 009, [[1308.4488](#)].
- [53] A. Ito and J. Soda, *Designing Anisotropic Inflation with Form Fields*, *Phys. Rev.* **D92** (2015) 123533, [[1506.02450](#)].
- [54] A. Ito and J. Soda, *MHz Gravitational Waves from Short-term Anisotropic Inflation*, *JCAP* **1604** (2016) 035, [[1603.00602](#)].
- [55] A. Ito and J. Soda, *Anisotropic Constant-roll Inflation*, *Eur. Phys. J.* **C78** (2018) 55, [[1710.09701](#)].
- [56] D. Møller, A. Ricciardone, A. A. Starobinsky and A. Toporensky, *Anisotropic cosmological solutions in $R + R^2$ gravity*, [1710.08753](#).
- [57] T. Fujita and I. Obata, *Does Anisotropic "Inflation" Produce a Small Statistical Anisotropy?*, [1711.11539](#).
- [58] T. Q. Do and W. F. Kao, *Anisotropic power-law inflation for a conformal-violating Maxwell model*, [1712.03755](#).
- [59] A. Maleknejad and M. M. Sheikh-Jabbari, *Non-Abelian Gauge Field Inflation*, *Phys. Rev.* **D84** (2011) 043515, [[1102.1932](#)].
- [60] A. Maleknejad and M. M. Sheikh-Jabbari, *Gauge-flation: Inflation From Non-Abelian Gauge Fields*, *Phys. Lett.* **B723** (2013) 224–228, [[1102.1513](#)].
- [61] P. Adshead and M. Wyman, *Chromo-Natural Inflation: Natural inflation on a steep potential with classical non-Abelian gauge fields*, *Phys. Rev. Lett.* **108** (2012) 261302, [[1202.2366](#)].
- [62] P. Adshead and M. Wyman, *Gauge-flation trajectories in Chromo-Natural Inflation*, *Phys. Rev.* **D86** (2012) 043530, [[1203.2264](#)].
- [63] M. M. Sheikh-Jabbari, *Gauge-flation Vs Chromo-Natural Inflation*, *Phys. Lett.* **B717** (2012) 6–9, [[1203.2265](#)].
- [64] P. Adshead, E. Martinec and M. Wyman, *Gauge fields and inflation: Chiral gravitational waves, fluctuations, and the Lyth bound*, *Phys. Rev.* **D88** (2013) 021302, [[1301.2598](#)].
- [65] P. Adshead, E. Martinec and M. Wyman, *Perturbations in Chromo-Natural Inflation*, *JHEP* **09** (2013) 087, [[1305.2930](#)].
- [66] R. Namba, E. Dimastrogiovanni and M. Peloso, *Gauge-flation confronted with Planck*, *JCAP* **1311** (2013) 045, [[1308.1366](#)].
- [67] C. M. Nieto and Y. Rodriguez, *Massive Gauge-flation*, *Mod. Phys. Lett.* **A31** (2016) 1640005, [[1602.07197](#)].
- [68] P. Adshead, E. Martinec, E. I. Sfakianakis and M. Wyman, *Higgsed Chromo-Natural Inflation*, *JHEP* **12** (2016) 137, [[1609.04025](#)].

- [69] P. Adshead and E. I. Sfakianakis, *Higgsed Gauge-flation*, *JHEP* **08** (2017) 130, [[1705.03024](#)].
- [70] R. R. Caldwell and C. Devulder, *Axion Gauge Field Inflation and Gravitational Leptogenesis: A Lower Bound on B Modes from the Matter-Antimatter Asymmetry of the Universe*, *Phys. Rev.* **D97** (2018) 023532, [[1706.03765](#)].
- [71] A. Maleknejad, M. M. Sheikh-Jabbari and J. Soda, *Gauge-flation and Cosmic No-Hair Conjecture*, *JCAP* **1201** (2012) 016, [[1109.5573](#)].
- [72] A. Maleknejad and E. Erfani, *Chromo-Natural Model in Anisotropic Background*, *JCAP* **1403** (2014) 016, [[1311.3361](#)].
- [73] J. Ohashi, J. Soda and S. Tsujikawa, *Anisotropic power-law k-inflation*, *Phys. Rev.* **D88** (2013) 103517, [[1310.3053](#)].
- [74] A. Maleknejad and M. M. Sheikh-Jabbari, *Revisiting Cosmic No-Hair Theorem for Inflationary Settings*, *Phys. Rev.* **D85** (2012) 123508, [[1203.0219](#)].