

# Failure of velocity-Verlet- and Liouville-operator-derived algorithms to integrate non-Hamiltonian systems

Hiroshi Watanabe\*

*The Institute for Solid State Physics, The University of Tokyo,  
Kashiwanoha 5-1-5, Kashiwa, Chiba 277-8581, Japan*

While the velocity Verlet method is identical to the second-order symplectic integrator with symmetric decomposition when it applied to a Hamiltonian system, the result for a non-Hamiltonian system is different from that obtained by algorithms constructed by Suzuki–Trotter decomposition of the Liouville operator. To investigate the difference between the velocity Verlet and the Liouville-operator-derived (LOD) algorithms, we investigate non-Hamiltonian systems for which the Jacobian of the transformation can be determined exactly. We consider two systems, one dissipative and the other conservative. We demonstrate that (1) the velocity Verlet scheme fails to integrate the dissipative system while the first- and second-order LOD schemes succeed, (2) the first-order LOD fails to integrate the conserved non-Hamiltonian system while the velocity Verlet and the second-order schemes succeed. We give rigorous arguments why and how the integration schemes fail or succeed in integrating non-Hamiltonian systems.

PACS numbers:

## I. INTRODUCTION

Since the pioneering work by Alder and Wainwright [1], the molecular dynamics (MD) simulation has been a popular and one of the most important simulation tools in various fields [2]. While the first MD simulation involved only 32 atoms, recent MD simulations have involved billions of atoms owing to the increase in computational power [3]. Since the computational power is still increasing, it is natural to want to perform MD simulations with a larger number of atoms and time steps. The time evolution in MD simulations is performed numerically by integrating Newton’s equations of motion. In 1967, Verlet proposed an efficient method of integrating the equations of motion [4], which method was modified by Swope *et al.* [5]. The original and modified methods are referred to the position Verlet and velocity Verlet algorithms, respectively. The velocity Verlet algorithm has been widely used since it is simple and achieves stable long-time integration. The position and velocity Verlet algorithms were later found to be symplectic integrators. It is known that a symplectic integrator conserves the Hamiltonian and therefore achieves stable integration over a long time. This is because there exists a value that is exactly conserved by the approximated propagator [6]. The conserved value is sometimes called a shadow Hamiltonian since it is closely related to the original Hamiltonian. The error between the shadow Hamiltonian and the original Hamiltonian is bounded by the time step  $h$ , and they become identical when  $h \rightarrow 0$ . An explicit symplectic integrator is constructed by the decomposition of the Liouville operator associated with the equations of motion [7, 8]. The velocity Verlet algorithm is equivalent

to a symplectic integrator with second-order symmetric decomposition. While higher-order symplectic integrators can be constructed [7], the second-order method is usually used.

While the Hamiltonian dynamics achieves the microcanonical (*NVE*) ensemble provided the system is ergodic, the canonical (*NVT*) ensemble is often required since the temperature dependence of the observables is usually of interest rather than their total-energy dependence. To achieve the canonical ensemble, a thermostat, such as the Nosé–Hoover method [9] and its family, is widely used [10]. Tuckerman *et al.* constructed a new integration scheme for non-Hamiltonian dynamics by the decomposition of the Liouville operator similarly to a symplectic integrator for Hamiltonian dynamics [11]. The construction of a numerical integrator by the decomposition of the Liouville operator was later applied to a system with a stochastic thermostat [12].

The velocity Verlet algorithm is sometimes identified with the second-order symplectic integrator. Actually, they are identical when applied to Hamiltonian dynamics. However, the original velocity Verlet formula can be applied to non-Hamiltonian dynamics, which leads to a different scheme from that constructed by the decomposition of the Liouville operator. Thus, a natural question arises; which is better? The suitability of the time integrator for non-Hamiltonian dynamics has mainly been investigated from the viewpoint of the error, *i.e.*, the time-step or system size dependence of the deviation from the expected value [12, 13]. However, there has been virtually no researches on the difference between the velocity-Verlet- and Liouville-operator-derived (LOD) algorithms. The difference between the two is not limited to the integration accuracy. One exhibits unstable integration for some systems while the others allows successful integration, and vice versa.

It has been shown that the LOD algorithms conserve the volume of the phase space, in other words, the Ja-

---

\*Electronic address: hwatanabe@issp.u-tokyo.ac.jp; Corresponding author

cobian of the transformation [6]. However, it is usually difficult to determine the exact Jacobian for general dynamics. In the present article, we consider two non-Hamiltonian systems for which the Jacobian can be exactly determined. Since we know the exact form of the Jacobian, we can investigate the properties of the integrators more precisely beyond the error analysis of the observables, which is the purpose of this study.

The rest of the article is organized as follows. In the next section, we give brief derivations of the velocity-Verlet and the LOD algorithms. We consider two non-Hamiltonian systems, a dissipative system in Sec. III and a conserved system in Sec. IV. Section V is devoted to a summary and discussion.

## II. INTEGRATION ALGORITHM

### A. Velocity Verlet algorithm

We first give a brief derivation of the velocity Verlet algorithm. Consider the following equations of motion:

$$\begin{cases} \dot{v} = f, \\ \dot{r} = v, \end{cases} \quad (1)$$

where  $r, v$ , and  $f$  denote position, velocity, and force, respectively. For simplicity, the mass is set to unity. The integration scheme is a map from  $(r(t), v(t))$  to  $(r(t+h), v(t+h))$  where  $t$  is the current time and  $h$  is the time step. We consider a conservative force, *i.e.*, the force is expressed by a potential function as  $f(r) = V'(r)$ , then the total energy  $H = v^2/2 + V(r)$  is conserved throughout the time evolution. Therefore, the integration scheme conserving the total energy is favorable and the velocity Verlet algorithm satisfies this condition.

The velocity Verlet algorithm is constructed as follows [5]. First, the position at the next step  $r(t+h)$  is given by

$$r(t+h) = r(t) + hv(t) + \frac{h^2}{2}f(t), \quad (2)$$

which is simply the Taylor series up to the second order. Next, we define the velocity at the next step by the central difference formula as

$$v(t+h) = \frac{r(t+2h) - r(t)}{2h}. \quad (3)$$

Applying Eq. (2) to Eq. (3) twice, we have

$$v(t+h) = v(t) + \frac{f(t) + f(t+h)}{2h}. \quad (4)$$

Combining Eqs. (2) and (4), we have the velocity Verlet algorithm. Note that the force at the next step  $f(t+h)$  is required to calculate the velocity at the next step  $v(t+h)$ . When the force depends only on the position, we can construct an explicit scheme, *i.e.*, first we calculate  $r(t+h)$ , then we calculate  $f(t+h)$  using  $r(t+h)$ , and finally we calculate  $v(t+h)$  using  $f(t+h)$ . The case of a velocity-dependent force will be considered later.

### B. Liouville-operator-derived algorithms

Next, we introduce the LOD integration algorithms. As described above, the velocity Verlet algorithm is identical to the second-order LOD scheme when it is applied to Hamiltonian systems. The Liouville operator of the equations of motion in Eq. (1) is given by

$$i\mathcal{L} = f \frac{\partial}{\partial v} + v \frac{\partial}{\partial r}. \quad (5)$$

Then the propagator  $U(h)$ , which proceeds the time by  $h$ , is expressed by

$$U(h) = \exp(ih\mathcal{L}). \quad (6)$$

Since the exact form of the propagator cannot be obtained, the approximated propagator is used for the integration. We decompose the Liouville operator as  $i\mathcal{L} = i\mathcal{L}_1 + i\mathcal{L}_2$ , where

$$i\mathcal{L}_1 = f \frac{\partial}{\partial v} \quad (7)$$

$$i\mathcal{L}_2 = v \frac{\partial}{\partial r}. \quad (8)$$

Then the propagator can be approximated by the decomposition as

$$\tilde{U}_1(h) = e^{ih\mathcal{L}_1} e^{ih\mathcal{L}_2} \quad (9)$$

$$\tilde{U}_2(h) = e^{ih\mathcal{L}_1/2} e^{ih\mathcal{L}_2} e^{ih\mathcal{L}_1/2}, \quad (10)$$

where  $\tilde{U}_1$  and  $\tilde{U}_2$  are the first- and second-order approximations of the original propagator  $U$ , respectively. The approximated propagators conserve the phase space volume, *i.e.*, the Jacobian of the propagators is unity. This means that the propagators involve symplectic maps, and therefore, an integration scheme constructed by the decomposition of the Liouville operator is called a symplectic integrator. Consider the second-order symplectic integrator  $\tilde{U}_2$ . The integration scheme associated with  $\tilde{U}_2$  is given by

$$v(t+h/2) = v + \frac{hf(t)}{2}, \quad (11)$$

$$r(t+h) \leftarrow r(t) + hv(t+h/2), \quad (12)$$

$$v(t+h) \leftarrow v(t+h/2) + \frac{hf(t+h)}{2}. \quad (13)$$

Eliminating  $v(t+h/2)$ , we have the velocity Verlet algorithm. Note that a different order of the decomposition leads to the position Verlet algorithm [13].

## III. DISSIPATIVE SYSTEM

In this section, we show that the velocity Verlet algorithm applied to a non-Hamiltonian system is different

from the schemes constructed by the decomposition of the Liouville operator. Consider the following system.

$$\begin{cases} \dot{v} = -r - v \\ \dot{r} = v \end{cases} \quad (14)$$

This system represents a harmonic oscillator with friction. This system has a time-dependent conserved value given as

$$H = e^t (v^2 + rv + r^2). \quad (15)$$

One can confirm that  $\dot{H} = 0$  by using the equations of motion in Eq. (14). While Eq. (15) is not a Hamiltonian in a strict sense, we refer to  $H$  as the Hamiltonian of this system for convenience. Similarly, we refer to a value exactly conserved by an approximated propagator as a shadow Hamiltonian.

To integrate this system, we consider three schemes, the velocity Verlet and first- and second-order LOD algorithms. The velocity Verlet algorithm for this system is given by

$$R = r + hv - \frac{h^2}{2}(r + v) \quad (16)$$

$$V = v - \frac{h}{2}(r + v + R + V), \quad (17)$$

where  $R \equiv r(t+h)$  and  $V \equiv v(t+h)$ . While the velocity at the next step  $V$  appears on both sides of Eq. (17), we can solve it with respect to  $V$  as

$$V = \frac{2v - h(r + v + R)}{2 + h}, \quad (18)$$

then we obtain the explicit form of the integration scheme.

The propagators of the first- and second-order LOD algorithms are

$$\tilde{U}_1(h) = e^{ih\mathcal{L}_1} e^{ih\mathcal{L}_2} e^{ih\mathcal{L}_3}, \quad (19)$$

$$\tilde{U}_2(h) = e^{ih\mathcal{L}_1/2} e^{ih\mathcal{L}_2/2} e^{ih\mathcal{L}_3} e^{ih\mathcal{L}_2/2} e^{ih\mathcal{L}_1/2}, \quad (20)$$

where  $i\mathcal{L}_1 = v\partial_r$ ,  $i\mathcal{L}_2 = -r\partial_v$ , and  $i\mathcal{L}_3 = v\partial_v$ , respectively. The second-order LOD algorithm exhibits the so-called BAOAB form [12, 14]. The operator  $\exp(ih\mathcal{L}_3)$  is called the scaling operator, which yields

$$\exp(ih\mathcal{L}_3)v = ve^{-h}. \quad (21)$$

The integration procedure of  $\tilde{U}_1(h)$  is given by

$$r \leftarrow r + vh, \quad (22)$$

$$v \leftarrow v - rh, \quad (23)$$

$$v \leftarrow ve^{-h}, \quad (24)$$

and that of  $\tilde{U}_2(h)$  is

$$r \leftarrow r + vh/2, \quad (25)$$

$$v \leftarrow v - rh/2, \quad (26)$$

$$v \leftarrow ve^{-h}, \quad (27)$$

$$v \leftarrow v - rh/2, \quad (28)$$

$$r \leftarrow r + vh/2. \quad (29)$$

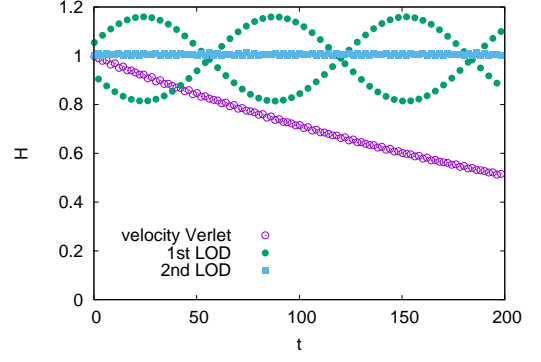


FIG. 1: (Color online) Time evolution of the Hamiltonian  $H$  of Eq. (15). The initial condition is  $(v, r) = (0, 1)$  and the time step is 0.2. The total number of steps is 1000 and the results every 10 steps are shown.

The time evolutions of the Hamiltonian  $H$  integrated by the three schemes are shown in Fig. 1. While the results of the first- and the second-order LOD algorithms fluctuate around 1, that of the velocity Verlet algorithm decreases monotonically. These results suggest that there exist shadow Hamiltonians that are exactly conserved in the LOD algorithms, whereas the velocity Verlet algorithm does not have such conserved values. While it is difficult to find an exact closed-form expression for each shadow Hamiltonian, we can find such expressions when the system is linear (see Appendix A). The shadow Hamiltonians are

$$\tilde{H}_1 = e^t \left( e^h v^2 + \frac{h^2 + e^h - 1}{h} rv + r^2 \right), \quad (30)$$

$$\tilde{H}_2 = e^t \left[ \left( 1 - \frac{h^2}{4} \right) v^2 + \frac{2(e^t - 1)}{h(e^t + 1)} rv + r^2 \right], \quad (31)$$

where  $\tilde{H}_1$  and  $\tilde{H}_2$  are exactly conserved by propagators  $\tilde{U}_1$  and  $\tilde{U}_2$ , respectively. It is straightforward to confirm that the errors between the shadow and original Hamiltonians are bounded as  $\tilde{H}_1 - H = O(h)$  and  $\tilde{H}_2 - H = O(h^2)$ . The existence of the shadow Hamiltonians enables the LOD algorithms to achieve stable integration.

Next, we show why the velocity Verlet algorithm does not have a shadow Hamiltonian such that the error from the original Hamiltonian is bounded. Consider the time evolution of this system with the equations of motion in Eq. (14) from  $t$  to  $t+h$ . This time evolution involves a map of variables from  $(r, v)$  to  $(R, V)$ . The Jacobian of

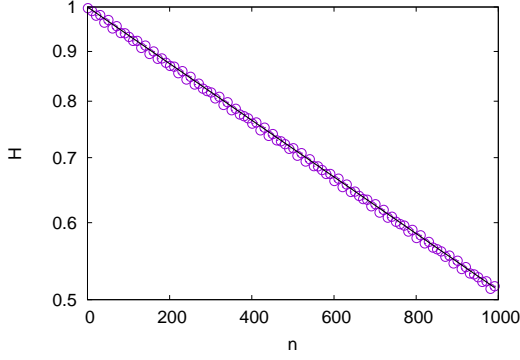


FIG. 2: Time evolution of the Hamiltonian  $H$  of Eq. (14) integrated by the velocity Verlet algorithm as a function of time step  $n$ . The decimal logarithm is taken for the vertical axis. The open circles are the values of  $H$  integrated by the velocity Verlet algorithm and the solid line denotes  $[(2-h)e^h/(2+h)]^n$  with the time step  $h = 0.2$ .

this transformation is [6, 15]

$$J(t+h; t) \equiv \frac{\partial(V, R)}{\partial(v, r)}, \quad (32)$$

$$= \exp \left[ \int_t^{t+h} \left( \frac{\partial \dot{r}}{\partial r} + \frac{\partial \dot{v}}{\partial v} \right) dt \right], \quad (33)$$

$$= \exp \left[ \int_t^{t+h} (-1) dt \right], \quad (34)$$

$$= e^{-h}. \quad (35)$$

One can confirm that the Jacobians for the first- and the second-order LOD algorithms are both exactly  $e^{-h}$ . However, the Jacobian of the velocity Verlet algorithm is

$$\frac{\partial(V, R)}{\partial(v, r)} = \frac{2-h}{2+h}, \quad (36)$$

which is different from the exact value  $e^{-h}$ . Since  $(2-h)/(2+h)$  is always smaller than  $\exp(-h)$  for  $h > 0$ , the volume of the phase space of the system integrated by the velocity Verlet algorithm is reduced smaller by  $(2-h)e^h/(2+h)$  every time step when it is compared with the volume of the phase space decrease of the system integrated by the LOD algorithms. Consequently, the Hamiltonian  $H$  in Eq. (15) also decreases at the same rate.

Figure 2 shows the time evolution of the Hamiltonian  $H$  as a function of the velocity Verlet step  $n$ . The rate of decrease is  $(2-h)e^h/(2+h)$  as predicted. Since the Jacobian of the velocity Verlet algorithm is always smaller than the exact value, the Hamiltonian decreases monotonically. Therefore, we can conclude that the velocity Verlet algorithm does not have a shadow Hamiltonian for which the error from the original Hamiltonian is bounded.

#### IV. CONSERVED SYSTEM

In the previous section, we considered a dissipative system. In this section, we investigate a non-Hamiltonian system with a time-independent conserved value. Consider the system described by the following equations of motion:

$$\begin{cases} \dot{v} = -2r - 2rv, \\ \dot{r} = v. \end{cases} \quad (37)$$

This equations of motion are obtained by the adiabatic approximation of a harmonic oscillator with the Nosé–Hoover thermostat (see Appendix B). One can obtain the following a conserved value of this system by the separation of variables:

$$H = r^2 + v - \ln(v+1). \quad (38)$$

We also refer to  $H$  as the Hamiltonian for convenience. The existence of the conserved value causes a harmonic oscillator with the Nosé–Hoover thermostat to lose its ergodicity [16, 17].

While the equations of motion in Eq. (37) are not solvable, the Jacobian of this system can be obtained exactly. Consider the time evolution from  $t$  to  $t+h$ , which involves a map from  $(r, v)$  to  $(R, V)$ , where  $R \equiv r(t+h)$  and  $V \equiv v(t+h)$ . The Jacobian of this map is

$$\begin{aligned} \frac{\partial(R, V)}{\partial(r, v)} &= \exp \left[ \int_t^{t+h} \left( \frac{\partial \dot{r}}{\partial r} + \frac{\partial \dot{v}}{\partial v} \right) dt \right], \\ &= \exp \left[ \int_t^{t+h} (-2r) dt \right], \\ &= \exp \left[ \int_t^{t+h} (-2r) \frac{dt}{dv} dt \right], \\ &= \exp \left[ \int_t^{t+h} \frac{dv}{v+1} \right], \\ &= \frac{V+1}{v+1}. \end{aligned} \quad (39)$$

The velocity Verlet algorithm for this system can be obtained as

$$R = r + vh - r(v+1)h^2, \quad (40)$$

$$V = \frac{v - h(r + R + rv)}{1 + hR}. \quad (41)$$

The Liouville operator of this system is  $i\mathcal{L} = i\mathcal{L}_1 + i\mathcal{L}_2 + i\mathcal{L}_3$ , where

$$i\mathcal{L}_1 = -2r \frac{\partial}{\partial v}, \quad (42)$$

$$i\mathcal{L}_2 = -2rv \frac{\partial}{\partial v}, \quad (43)$$

$$i\mathcal{L}_3 = v \frac{\partial}{\partial r}. \quad (44)$$

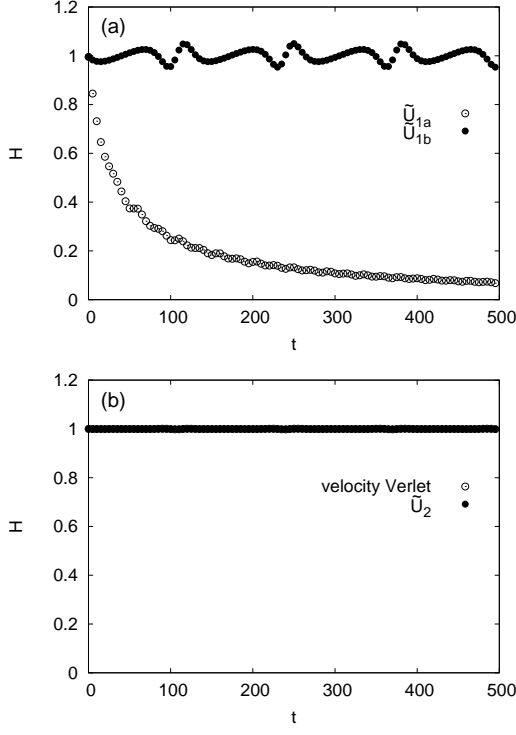


FIG. 3: Time evolution of the Hamiltonian  $H$ . The results of  $\tilde{U}_{1a}$  and  $\tilde{U}_{1b}$  are shown in (a) and those of the velocity Verlet schemes and  $\tilde{U}_2$  are shown in (b). The initial condition is  $(v, r) = (0, 1)$  and the time step is 0.2. The total number of steps is 10 000 and the results every 100 steps are shown.

While  $i\mathcal{L}_1$  and  $i\mathcal{L}_3$  are Hermitian,  $i\mathcal{L}_2$  is non-Hermitian. The operator  $i\mathcal{L}_2$  yields the scaling operator [6]

$$\exp(ih\mathcal{L}_2)v = ve^{-2hr}. \quad (45)$$

We consider another scaling operator  $\exp[ih(\mathcal{L}_1 + \mathcal{L}_2)]$ , which yields

$$\exp[ih(\mathcal{L}_1 + \mathcal{L}_2)]v = \exp\left[-2r(v+1)\frac{\partial}{\partial v}\right]v = e^{-2rh(v+1)} - 1, \quad (46)$$

Using the above operators, we factorize the propagator in three ways as

$$\tilde{U}_{1a} = e^{ih\mathcal{L}_3}e^{ih\mathcal{L}_2}e^{ih\mathcal{L}_1}, \quad (47)$$

$$\tilde{U}_{1b} = e^{ih\mathcal{L}_3}e^{ih(\mathcal{L}_1 + \mathcal{L}_2)}, \quad (48)$$

$$\tilde{U}_2 = e^{ih\mathcal{L}_1/2}e^{ih\mathcal{L}_3/2}e^{ih\mathcal{L}_2}e^{ih\mathcal{L}_3/2}e^{ih\mathcal{L}_1/2}, \quad (49)$$

where  $\tilde{U}_{1a}$  and  $\tilde{U}_{1b}$  are the first-order approximations and  $\tilde{U}_2$  is the second-order approximation with the BAOAB form. We omit the derivation of the integration procedures involving the above propagators since they are straightforward.

The time evolutions of the Hamiltonian for the propagators  $\tilde{U}_{1a}$  and  $\tilde{U}_{1b}$  are shown in Fig. 3 (a). Although both propagators are first-order schemes,  $\tilde{U}_{1b}$  conserves

the Hamiltonian while  $\tilde{U}_{1a}$  does not. The absence of the shadow Hamiltonian for  $\tilde{U}_{1a}$  can be proved by deriving the following inequality:

$$\frac{\partial(R, V)}{\partial(r, v)} < \frac{V+1}{v+1}. \quad (50)$$

The explicit form of the map from  $(r, v)$  to  $(R, V)$  for  $\tilde{U}_{1a}$  is

$$V = (v - 2rh)\exp(-2rh), \quad (51)$$

$$R = r + Vh. \quad (52)$$

The Jacobian of this map is given by

$$\frac{\partial(R, V)}{\partial(r, v)} = e^{-2rh}, \quad (53)$$

and the explicit form of  $(V+1)/(v+1)$  is

$$\frac{V+1}{v+1} = \frac{1 + (v - 2rh)e^{-2rh}}{1 + v}. \quad (54)$$

Consider the inequality

$$e^{-x} < 1 - xe^{-x}, \quad (55)$$

which holds for any value of  $x$ . Replacing  $x$  by  $2rh$ , we have

$$e^{-2rh} < 1 - 2rhe^{-2rh}. \quad (56)$$

Adding  $ve^{-2rh}$  to both sides, we have

$$(1 + v)e^{-2rh} < 1 + (v - 2rh)e^{-2rh}. \quad (57)$$

Since the Hamiltonian has the form  $H = r^2 + v - \ln(v+1)$ ,  $v+1$  should always be positive. Dividing both sides of Eq. (57) by  $v+1$ , we have the inequality

$$e^{-2rh} < \frac{1 + (v - 2rh)e^{-2rh}}{v+1}, \quad (58)$$

thus deriving Eq. (50). Since the Jacobian of  $\tilde{U}_{1a}$  is always smaller than the exact value, the Hamiltonian monotonically decreases as shown in Fig. 3.

While the propagator  $\tilde{U}_{1b}$  is constructed by the first-order decomposition similarly to  $\tilde{U}_{1a}$ , this propagator is designed so that it yields the exact Jacobian. The explicit form of the map from  $(r, v)$  to  $(R, V)$  for  $\tilde{U}_{1b}$  is

$$\begin{cases} V = e^{-2rh}(v+1) - 1, \\ R = r + Vh, \end{cases} \quad (59)$$

and one can confirm that the Jacobian of this map satisfies the condition in Eq. (39) because

$$\frac{\partial(R, V)}{\partial(r, v)} = e^{-2rh} = \frac{V+1}{v+1}. \quad (60)$$

The fact that the Jacobian of this map is exact suggests that there exists a shadow Hamiltonian for which the



error from the original Hamiltonian is bounded. However, it is difficult to find a closed-form expression for the shadow Hamiltonian since the system is nonlinear. Therefore, we indirectly show the existence of the shadow Hamiltonian of  $\tilde{U}_{1b}$ . Consider the following change of variables:

$$p = r, \quad (61)$$

$$q = -\frac{1}{2} \log(v+1). \quad (62)$$

By the change of variables, the equations of motion in Eq. (37) are transformed to

$$\begin{cases} \dot{p} = e^{-2q} - 1, \\ \dot{q} = p, \end{cases} \quad (63)$$

which are Hamilton's equations of motion with the Hamiltonian

$$H = \frac{p^2}{2} + q + \frac{e^{-2q}}{2}. \quad (64)$$

We consider the first-order symplectic map from  $(p, q)$  to  $(P, Q)$  of this Hamiltonian,

$$Q = q + ph, \quad (65)$$

$$P = p + (e^{-2Q} - 1)h, \quad (66)$$

where  $P \equiv p(t+h)$  and  $Q \equiv q(t+h)$  with time step  $h$ . The above map is expressed in  $(r, v)$ -space as

$$V = e^{-2rh}(v+1) - 1, \quad (67)$$

$$R = r + Vh, \quad (68)$$

which is identical to the map involving the propagator  $\tilde{U}_{1b}$  in Eq. (59). Therefore, the propagator  $\tilde{U}_{1b}$  is equivalent to the first-order symplectic integrator in  $(p, q)$ -space. Since the map from  $(p, q)$  to  $(P, Q)$  is symplectic, there exists a shadow Hamiltonian  $\tilde{H}(p, q)$  that satisfies  $\tilde{H}(P, Q) = \tilde{H}(p, q)$  and for which the error  $|H(p, q) - \tilde{H}(p, q)|$  is bounded. This fact also guarantees the existence of a shadow Hamiltonian in  $(r, v)$ -space. The relation between  $(r, v)$ -space and  $(p, q)$ -space is shown in Fig. 4.

The time evolutions of the Hamiltonian  $H$  integrated by the velocity Verlet and  $\tilde{U}_2$  schemes are shown in Fig. 3 (b). Unlike the dissipative system, the velocity Verlet algorithm conserves the Hamiltonian. The map from  $(r, v)$  to  $(R, V)$  for the velocity Verlet algorithm satisfies the condition for the Jacobian in Eq. (39) exactly because

$$\frac{\partial(R, V)}{\partial(r, v)} = \frac{V+1}{v+1} \quad (69)$$

$$= \frac{hr - 1}{1 + hr + h^2v - h^3r(v+1)}. \quad (70)$$

While the above fact suggests that there exists a shadow Hamiltonian for this case, it is difficult to prove its existence.

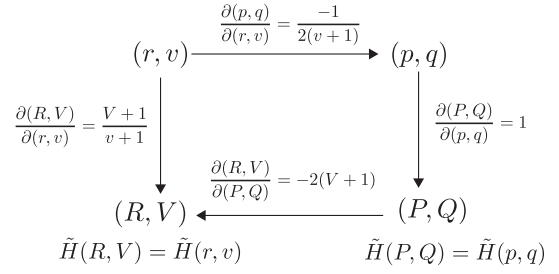


FIG. 4: Relation between  $(r, v)$ -space and  $(p, q)$ -space. With the time evolution from  $t$  to  $t+h$ ,  $(r, v)$  becomes  $(R, V)$  and  $(p, q)$  becomes  $(P, Q)$ .

The propagator  $\tilde{U}_2$  also conserves the Hamiltonian. However, the Jacobian of the transformation for  $\tilde{U}_2$  is different from the exact value. The Jacobian of  $\tilde{U}_2$  is given by

$$\frac{\partial(R, V)}{\partial(r, v)} = \exp(-hr - h^2r + h^3r) \neq \frac{V+1}{v+1}. \quad (71)$$

Here, we omit the explicit form of  $(V+1)/(v+1)$  since it is too complicated. The inequality in Eq. (71) suggests that the time evolution of the volume of the phase space for  $\tilde{U}_2$  is different from the exact time evolution. We cannot yet give a rigorous argument why the propagator  $\tilde{U}_2$  conserves the Hamiltonian with the incorrect value of the Jacobian.

## V. SUMMARY AND DISCUSSION

In the present article, we have investigated two non-Hamiltonian systems for which the Jacobian can be determined exactly. One is a dissipative system with a time-dependent conserved value (the first system), and the other is a non-Hamiltonian system with a time-independent conserved value (the second system). For the first system, the velocity Verlet algorithm failed to conserve the Hamiltonian, while the first- and the second-order LOD algorithms conserved it. We have given rigorous proofs why and how the velocity Verlet algorithm fails and the LOD algorithms succeed in conserving the Hamiltonian. Meanwhile, the stability of the integrators applied to the second system is different from that for the first system. The velocity Verlet and second-order LOD algorithms conserve the Hamiltonian while the first-order LOD algorithm does not. We have constructed an improved version of the first-order LOD scheme by adopting a different factorization of the propagator, and the improved algorithm conserves the Hamiltonian. Since both first-order algorithms are time-irreversible, the failure of the first-order LOD algorithm does not originate from the time-irreversibility. While the Jacobian of the second-order LOD algorithm is different from the exact value, it conserves the Hamiltonian. This result suggests that conserving the volume of the phase space is closely

related to the conservation of the Hamiltonian, but it is not a necessary or sufficient condition. In the present study, the problem of why the velocity Verlet and second-order LOD algorithms achieve the stable time evolution for the second system has not been solved, which should be examined in future.

### Acknowledgements

We would like to thank N. Kawashima and H. Noguchi for helpful discussions. This work was supported by JSPS KAKENHI Grant Number 15K05201 and by MEXT as “Exploratory Challenge on Post-K computer” (Challenge of Basic Science - Exploring Extremes through Multi-Physics and Multi-Scale Simulations).

### Appendix A

A symplectic integrator conserves a value that is very close to the original Hamiltonian. The conserved value is often called a shadow Hamiltonian. While it is difficult to determine the exact form of a shadow Hamiltonian, we can obtain it when the propagator is linear. Consider the following harmonic oscillator:

$$\begin{cases} \dot{p} = -q, \\ \dot{q} = p. \end{cases} \quad (72)$$

The Hamiltonian is  $H = p^2/2 + q^2/2$ . We want to approximate the propagator of this system  $U(h)$ , which proceeds the time by  $h$ . We consider the first- and second-order approximations  $\tilde{U}_1(h)$  and  $\tilde{U}_2(h)$ , respectively. They are given by the factorization of the propagators as

$$\tilde{U}_1(h) = \exp\left(-hq\frac{\partial}{\partial p}\right) \exp\left(hp\frac{\partial}{\partial q}\right), \quad (73)$$

$$\tilde{U}_2(h) = \exp\left(\frac{h}{2}p\frac{\partial}{\partial q}\right) \exp\left(-hq\frac{\partial}{\partial p}\right) \exp\left(\frac{h}{2}p\frac{\partial}{\partial q}\right). \quad (74)$$

Since the system is linear, the propagators can be expressed in a matrix form as

$$\tilde{U}_1 = \begin{pmatrix} 1 - h^2 & -h \\ h & 1 \end{pmatrix}, \quad (75)$$

$$\tilde{U}_2 = \begin{pmatrix} 1 - h^2/2 & -h \\ h - h^3/4 & 1 - h^2/2 \end{pmatrix}. \quad (76)$$

$$(77)$$

The original Hamiltonian of this system can be expressed by the quadratic form

$$2H(p, q) = p^2 + q^2 = (p, q)I \begin{pmatrix} p \\ q \end{pmatrix}, \quad (78)$$

where  $I$  is the identity matrix. Therefore, we assume that the shadow Hamiltonian  $\tilde{H}_1$  also has the quadratic form

$$\tilde{H}_1(p, q) = (p, q)X_1 \begin{pmatrix} p \\ q \end{pmatrix} \quad (79)$$

with  $2 \times 2$  matrix  $X_1$ . Since the shadow Hamiltonian is exactly conserved by the propagator  $\tilde{U}_1$ , the identity

$$\tilde{H}_1(P, Q) = \tilde{H}_1(p, q) \quad (80)$$

is satisfied, where

$$\begin{pmatrix} P \\ Q \end{pmatrix} = \tilde{U}_1 \begin{pmatrix} p \\ q \end{pmatrix}. \quad (81)$$

From Eqs. (79), (80), and (81), we have the following condition for  $X_1$ :

$$\tilde{U}_1^T X_1 \tilde{U}_1 = X_1. \quad (82)$$

From the fact that  $\lim_{h \rightarrow 0} X_1 = I$ , we have

$$X_1 = \begin{pmatrix} 1 & h \\ 0 & 1 \end{pmatrix}. \quad (83)$$

Thus, the shadow Hamiltonian  $\tilde{H}_1$  conserved by  $\tilde{U}_1$  is determined to be

$$H_1(p, q) = \frac{1}{2}(p^2 - hpq + q^2). \quad (84)$$

One can confirm that the identity  $H_1(P, Q) = H_1(p, q)$  exactly holds. Similarly, we find that the shadow Hamiltonian  $\tilde{H}_2$  conserved by  $\tilde{U}_2$  is  $2\tilde{H}_2(p, q) = (1 - h^2/4)p^2 + q^2$ . Parallel arguments lead to the exactly conserved values in the dissipative system described in Sec. III.

### Appendix B

Consider the following equations of motion,

$$\dot{p} = -q - p\zeta, \quad (85)$$

$$\dot{q} = p, \quad (86)$$

$$\dot{\zeta} = \frac{1}{Q}(p^2 - 1). \quad (87)$$

The above equations of motions represent a harmonic oscillator with the Nosé–Hoover thermostat. The Boltzmann constant, the mass of the oscillator, and the target temperature are set to unity. The fictitious mass of the thermostat is denoted by  $Q$ . The second order differential of  $\zeta$  is

$$\ddot{\zeta} = \frac{2p\dot{p}}{Q}. \quad (88)$$

Substituting Eqs. (85) and (87) into Eq. (88), we have

$$\ddot{\zeta} = 2\zeta\dot{\zeta} + \frac{2\zeta}{Q} - \frac{2pq}{Q}. \quad (89)$$

For sufficiently large  $Q$ ,  $\zeta$  varies much more slowly than  $p$  and  $q$ . Since the value of  $pq$  oscillates around zero, we can replace  $pq$  with 0 (adiabatic approximation). Then we have

$$\ddot{\zeta} = 2\zeta\dot{\zeta} + \frac{2\zeta}{Q}. \quad (90)$$

Applying the transformation  $r = \sqrt{Q}^{-1}\zeta(t/\sqrt{Q})$  and  $\dot{r} = v$ , we have

$$\begin{cases} \dot{v} = -2r - 2rv, \\ \dot{r} = v, \end{cases} \quad (91)$$

which are the equations of motion considered in Sec. IV.

- 
- [1] B. Alder and T. Wainwright, J. Chem. Phys. **27**, 1208 (1957).
  - [2] M. P. Allen and D. J. Tildesley, *Computer Simulation of Liquids* (Oxford University Press, 1989), ISBN 0198556454.
  - [3] H. Watanabe, M. Suzuki, and N. Ito, Comput. Phys. Commun. **184**, 2775 (2013).
  - [4] L. Verlet, Phys. Rev. **159**, 98 (1967).
  - [5] W. C. Swope, H. C. Andersen, P. H. Berens, and K. R. Wilson, J. Chem. Phys. **76**, 637 (1982).
  - [6] M. E. Tuckerman, J. Alejandro, R. López-Rendón, A. L. Jochim, and G. J. Martyna, J. Phys. A: Math. Gen. **39**, 5629 (2006).
  - [7] H. Yoshida, Phys. Lett. A **150**, 262 (1990).
  - [8] M. Suzuki, J. Math. Phys. **32**, 400 (1991).
  - [9] W. G. Hoover, Phys. Rev. A **31**, 1695 (1985).
  - [10] G. J. Martyna, M. L. Klein, and M. Tuckerman, J. Chem. Phys. **97**, 2635 (1992).
  - [11] M. Tuckerman, B. J. Berne, and G. J. Martyna, J. Chem. Phys. **97**, 1990 (1992).
  - [12] B. Leimkuhler and C. Matthews, Appl. Math. Res. Express **2013**, 34 (2013).
  - [13] S. G. Itoh, T. Morishita, and H. Okumura, J. Chem. Phys. **139**, 064103 (2013).
  - [14] Z. Zhang, X. Liu, Z. Chen, H. Zheng, K. Yan, and J. Liu, J. Chem. Phys. **147**, 034109 (2017).
  - [15] L. Andrey, Phys. Lett. A **114**, 183 (1986).
  - [16] F. Legoll, M. Luskin, and R. Moeckel, Arch. Ration. Mech. Anal. **184**, 449 (2006).
  - [17] H. Watanabe and H. Kobayashi, Phys. Rev. E **75**, 040102 (2007).