

Multistate metadynamics for automatic exploration of conical intersections

Joachim O. Lindner,¹ Merle I. S. Röhr,^{1,2} and Roland Mitrić^{1,*}

¹*Institut für Physikalische und Theoretische Chemie,
Julius-Maximilians-Universität Würzburg, Emil-Fischer-Str. 42, 97074 Würzburg, Germany*

²*Center for Nanosystems Chemistry (CNC), Julius-Maximilians-Universität Würzburg,
Theodor-Boveri-Weg, 97074 Würzburg, Germany*

(Dated: December 3, 2024)

We introduce multistate metadynamics for automatic exploration of conical intersection seams between adiabatic Born-Oppenheimer potential energy surfaces in molecular systems. By choosing the energy gap between the electronic states as a collective variable the metadynamics drives the system from an arbitrary ground state configuration towards the intersection seam. Upon reaching the seam, the multistate electronic Hamiltonian is extended by introducing biasing potentials into the off-diagonal elements, and the molecular dynamics is continued on a modified potential energy surface obtained by diagonalization of the latter. The off-diagonal bias serves to locally open the energy gap and push the system to the next intersection point. In this way, the conical intersection energy landscape can be explored, identifying minimum energy crossing points and the barriers separating them. We illustrate the method on the example of furan, a prototype organic molecule exhibiting rich photophysics. The multistate metadynamics reveals plateaus on the conical intersection energy landscape from which the minimum energy crossing points with characteristic geometries can be extracted. The method can be combined with the broad spectrum of electronic structure methods and represents a generally applicable tool for the exploration of photophysics and photochemistry in complex molecules and materials.

The Born-Oppenheimer (BO) approximation, the cornerstone of molecular physics, breaks down when molecules get electronically excited. This is most dramatically reflected in the presence of conical intersections (CI) [1, 2] between BO potential energy surfaces (PES). A wide range of light-induced processes including vision in biology [3, 4], photostability of DNA [5], a plethora of organic photochemical reactions [6], charge separation in photovoltaic devices [7] etc. are governed by the efficient nonradiative transitions mediated by a strong coupling between electronic and nuclear dynamics at CIs. In this sense, they play a role in photophysics and photochemistry analogous to the transition states in the ground state chemistry. However, unlike the transition states, CIs are not isolated points on the PES but form a multidimensional seam. A significant effort has been invested both experimentally and theoretically to identify and characterize CIs [4, 8–12]. A number of algorithms has been developed with the aim to search for the minimum energy configurations within the CI seam, since their knowledge allows to predict the fate of a photoexcited molecule [13–15]. However, all these methods require a reasonable initial guess for the CI geometry. Since CIs are usually found in the range of several eV above the ground state equilibrium structure it would be desirable to develop an accelerated molecular dynamics technique that is able to reach and sample the CI seam starting directly from the ground state minimum. The metadynamics, introduced by Parrinello and coworkers [16–21], represents an ingeniously simple sampling method that uses collective variables (CVs) to drive transitions between different barrier-separated basins on the PES allowing for systematic sampling of the PES as

well as determination of free energies. Depending on the problem to be solved, a wide variety of CVs has been used, ranging from simple geometrical quantities to complex variables constructed by machine learning and dimensionality reduction techniques [20, 22].

In this Letter, we introduce a multistate metadynamics method for automatic exploration of conical intersection seams and identification of minimum energy crossing points (MECP). The central idea of our multistate metadynamics is to use the energy gap between the ground and excited electronic state as a collective variable to drive the system towards the CI starting from any ground state structure. For this purpose, the system is propagated using the Newtonian equations of motion, which for the i -th particle read:

$$m_i \ddot{\mathbf{R}}_i = -\nabla_i(E_g + V_G(t)). \quad (1)$$

where E_g represents the ground state PES and $V_G(t)$ is a history-dependent bias potential:

$$V_G(t) = \sum_{t'=\tau_G, 2\tau_G, \dots}^t w \exp\left(-\frac{(\Delta E_{meta}(t) - \Delta E_{meta}(t'))^2}{2\delta s^2}\right) \times \Theta(\Delta E_{meta}(t') - \epsilon), \quad (2)$$

which is dependent on the modified energy gap ΔE_{meta} , and w and δs represent the fixed height and width, respectively. The bias potential is updated at regular time steps τ_G but only if the value of the gap is larger than a numerical threshold ϵ , which is enforced by the presence of the Heaviside theta function $\Theta(\Delta E_{meta} - \epsilon)$ in Eq. 2. Starting from a minimum on the ground state PES the bias potential will drive the system towards the CI seam

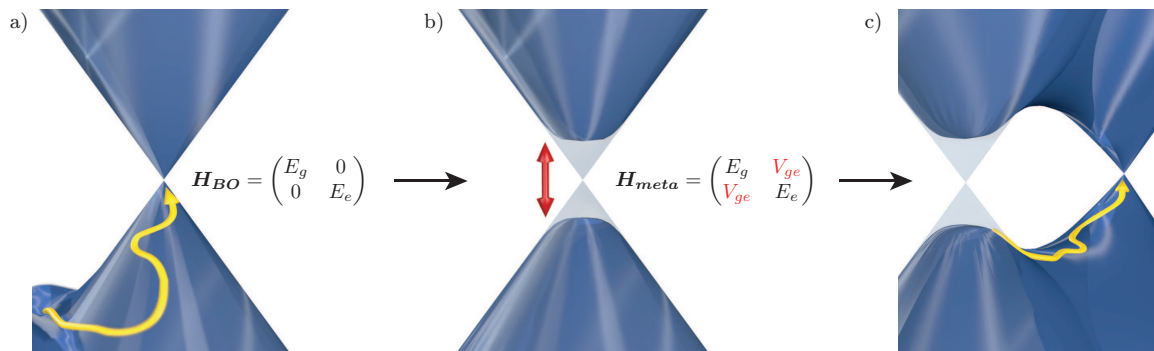


FIG. 1. Scheme of the algorithm. (a) Starting in the ground state minimum, forces resulting from the bias potential V_G using energy gap CV drive the system towards the intersection seam (yellow trajectory). (b) Upon reaching the seam an off-diagonal coupling V_{ge} (red) is added to the electronic Hamiltonian, opening a gap in the vicinity of the intersection point. The metadynamics subsequently explores configurations with nearly degenerate ground- and excited-state energies until the next intersection point is reached (c).

by systematically lowering the energy gap (see Fig. 1a for illustration). After the intersection point is reached for the first time the molecular electronic Hamiltonian, which is initially diagonal in the BO-approximation, is extended by introducing a further biasing potential V_{ge} into the off-diagonal elements according to:

$$\mathbf{H}_{BO} = \begin{pmatrix} E_g & 0 \\ 0 & E_e \end{pmatrix} \rightarrow \mathbf{H}_{meta} = \begin{pmatrix} E_g & V_{ge} \\ V_{ge} & E_e \end{pmatrix}. \quad (3)$$

Subsequently, the metadynamics is continued on a locally modified potential energy surface obtained by diagonalization of the above Hamiltonian which gives rise to a modified PES with the effective energy gap

$$\Delta E_{meta} = \sqrt{(E_g - E_e)^2 + 4V_{ge}^2}. \quad (4)$$

The off-diagonal bias V_{ge} serves to locally open the gap between the eigenstates of the modified Hamiltonian. The metadynamics then drives the system to the next intersection point. In order to prevent the return to the previously sampled regions of the CI seam the V_{ge} is made dependent on a collective variable s_{CI} , which should be capable to distinguish different molecular configurations, and is updated only if the energy gap ΔE_{meta} is below ϵ according to:

$$V_{ge}(t) = \sum_{t'=\tau_G, 2\tau_G, \dots}^t w \exp\left(-\frac{(s_{CI}(t) - s_{CI}(t'))^2}{2\delta s^2}\right) \times \Theta(\epsilon - \Delta E_{meta}(t')). \quad (5)$$

One possible choice of s_{CI} is to use the distance matrix of a molecule, which is unique but inconvenient because of its high dimensionality and symmetry ambiguities. A better choice are its scalar invariants such as its lowest eigenvalue, or various topological indices [23]. As a CV for the off-diagonal bias s_{CI} in our simulations we choose

the 3D-Wiener number W [24] defined as

$$W = \frac{1}{2} \sum_i^N \sum_j^N d_{ij}, \quad (6)$$

where N is the number of atoms and d_{ij} are interatomic distances. Its correlation with molecular shape made it a reliable topographical descriptor in numerous studies where structural unambiguity is important.

We wish to point out that as long as no Gaussians have been added to the off-diagonal bias V_{ge} , ΔE_{meta} exactly equals the BO-gap ΔE_{BO} . Since V_{ge} is updated only in the vicinity of the CI seam, this holds true for the complete pathway until the intersection is reached for the first time (see Fig. 1a). At this point the metadynamics potential V_G is already overcompensating the minimum on the ground state PES where the simulation had been started, resulting in a persistent force towards structures with small ΔE_{meta} . If now a Gaussian bias is added to V_{ge} at the current value of the collective variable s_{CI} , ΔE_{meta} will increase, thus opening again the gap between the two states (see Fig. 1b). However, the bias potential V_G disfavors nonzero values of the energy gap, which in turn forces the molecule to change the value of the collective variable s_{CI} such that the intersection seam is reached again (see. Fig. 1c). In this way, the whole CI seam can be "unzipped" allowing for automatic exploration of its energy landscape. In order to calculate the force in Eq. 1 the gradient of the modified energy gap is needed:

$$\nabla(\Delta E_{meta}) = \frac{\Delta E_{BO} \nabla(\Delta E_{BO}) + 4V_{ge} \nabla(V_{ge})}{\Delta E_{meta}}, \quad (7)$$

which requires the calculation of the gradients of the BO energies that can be provided by any suitable electronic structure method, as well as additional differentiation of V_{ge} . The algorithm can be summarized with the following steps:

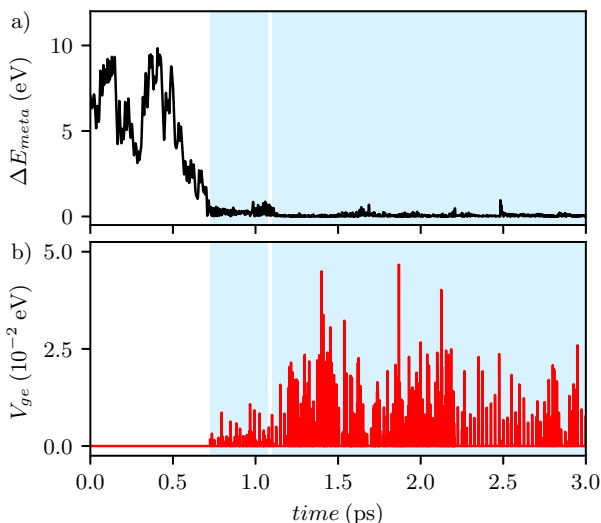


FIG. 2. Multistate metadynamics trajectory for furan: a) The energy gap ΔE_{meta} along the trajectory, b) the off-diagonal bias potential V_{ge} . Periods in which V_{ge} is updated ($\Delta E_{meta} < \epsilon$) are highlighted in light blue.

1. Initialize metadynamics trajectory with effective energy gap ΔE_{meta} as CV and choose an appropriate CV s_{CI} for the off-diagonal bias potential.
2. Integrate the Newtonian equations of motion using a conventional molecular dynamics algorithm. If the actual time step is a multiple of τ_G , proceed with one of the following steps:
 - (a) if $\Delta E_{meta} > \epsilon$, add new Gaussian to the diagonal metadynamics potential V_G .
 - (b) if $\Delta E_{meta} < \epsilon$, add new Gaussian to the off-diagonal coupling potential V_{ge} and diagonalize the electronic Hamiltonian to obtain modified PES.
3. Stop the simulation after a defined number of steps.
4. Identify the plateau regions in the CI energy landscape and select structures for MECP optimization.

The use of a threshold ϵ in Eq. 2 and 5 for the switch between on- and off-diagonal metadynamics enables the addition of Gaussians to V_{ge} only if the trajectory is close to the CI seam. At the same time it prevents from biasing small values of ΔE_{meta} that would lead back to larger energy gaps again. A reasonable choice for ϵ is to use the same energy that is employed as Gaussian width for the V_{ge} .

In order to illustrate the ability of the multistate metadynamics to sample conical intersections we choose the furan molecule, which exhibits versatile photochemistry that is still not completely understood and has been a subject of a number of recent studies [25–29]. Here, the

electronic structure of furan is described in the frame of the ab initio complete active space self-consistent field (CASSCF) method [30] with an active space of 10 electrons in 9 orbitals together with the 6-31G* atomic basis set, as in previous quantum-chemical studies [29]. The equations of motion were integrated using the velocity Verlet algorithm [31] with a step size of 0.25 fs and the temperature was kept constant at 300 K utilizing the Berendsen thermostat [32]. Multistate metadynamics simulations were run using initial conditions sampled from a 2 ps long MD trajectory propagated in the electronic ground state. Gaussians with a width of 0.5 eV and a height of 1.0 eV were added every 100 steps (25 fs) to the diagonal bias. For the off-diagonal coupling V_{ge} , we apply the 3D-Wiener number as CV with Gaussians of 0.01 Å width and 0.027 eV height. The update threshold ϵ was set to 0.5 eV. As can be seen from Fig. 2a the energy gap decreases during the simulation from an initial Franck-Condon value of 6.97 eV to zero within the first 700 fs. At this point the CI is reached and the off-diagonal coupling shown in Fig. 2b is automatically switched on, forcing the system to explore the CI energy landscape. The time evolution of the ground- and excited state PES is shown in Fig. 3a. The CI energy landscape exhibits several plateaus separated by relatively large barriers. The molecular geometry within the first plateau is characterized by a ring-puckering of the oxygen atom. Together with the low-energetic C – O ring-opening, both CIs have been found, that have previously been held responsible for the ultrafast deactivation of furan [27, 29]. Within the following picosecond, numerous different structures are identified. The found geometries have been subsequently fully optimized using the Bearpark-Robb local optimization algorithm [14] and their branching plane vectors have been determined (cf. Fig. 3).

In summary, we have developed a multistate extension of the metadynamics with the aim to automatically explore conical intersection seams between BO PES. Biasing metadynamics potentials are introduced as off-diagonal elements into the multistate electronic Hamiltonian and MD simulations are run on modified potential energy surface obtained by diagonalization of the latter, using the energy gap as a collective variable. The method can be easily implemented in the frame of any electronic structure method capable of providing energy gradients and excitation energies. It can be applied to explore photochemical reaction pathways, nonradiative relaxation channels and photophysics of complex molecular systems. As an illustration, we have performed simulations starting from the ground state structure of the furan and have demonstrated that the conical intersection landscape can be efficiently mapped, allowing us to systematically identify a large number of minimum energy crossing points that can mediate nonradiative relaxation and photochemical reactivity.

Funding by the European Research Council (ERC)

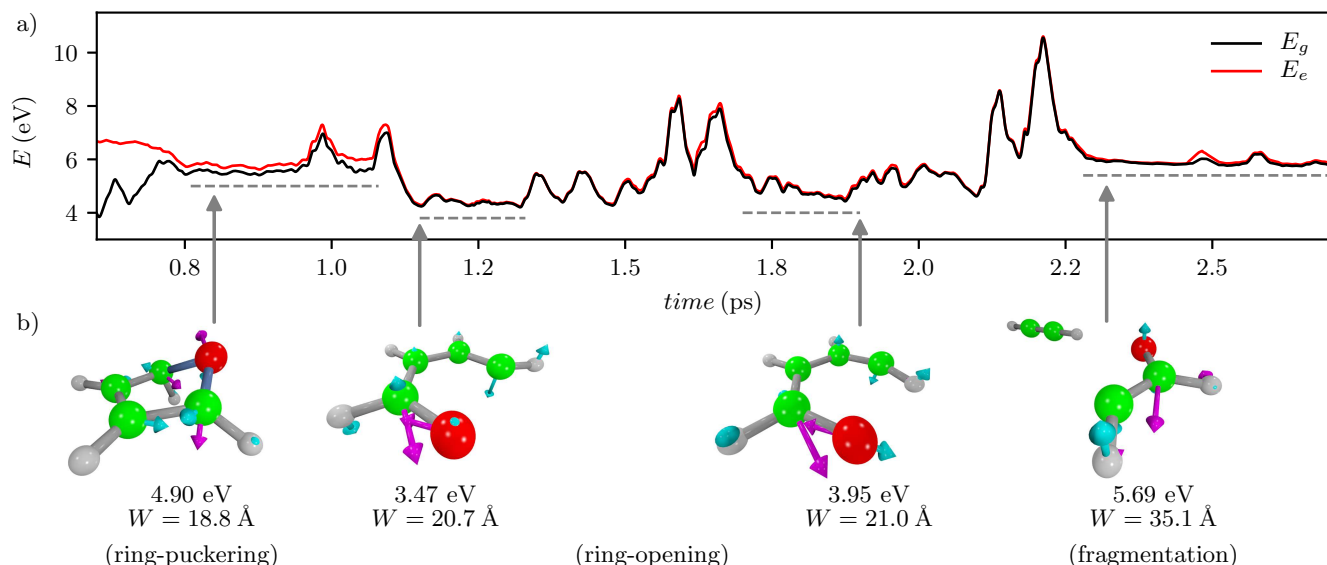


FIG. 3. Conical intersection energy landscape: (a) Energies of the ground (black) and first excited state (red) along the metadynamics trajectory for furan. A moving average with a window of 25 fs has been applied for better visibility. Upon reaching the CI after 800 fs the system remains confined to the CI seam and explores basins (dotted plateaus) corresponding to different MECPs. (b) The optimized structures of the MECPs together with their energies relative to the ground state minimum (in eV) and values of the 3D-Wiener number.

Consolidator Grant DYNAMO (Grant No. 646737) is gratefully acknowledged.

* roland.mitric@uni-wuerzburg.de

- [1] D. R. Yarkony, *Rev. Mod. Phys.* **68**, 985 (1996).
- [2] W. Domcke, D. R. Yarkony, and H. Köppel, eds., *Conical Intersections I and II* (World Scientific, Singapore, 2004, 2011).
- [3] V. Bonačić-Koutecký, J. Koutecký, and J. Michl, *Angew. Chem. Int. Ed.* **26**, 170 (1987).
- [4] D. Polli, P. Altoè, O. Weingart, K. M. Spillane, C. Manzoni, D. Brida, G. Tomasello, G. Orlandi, P. Kukura, R. A. Mathies, M. Garavelli, and G. Cerullo, *Nature* **467**, 440 (2010).
- [5] T. Schultz, E. Samoylova, W. Radloff, I. V. Hertel, A. L. Sobolewski, and W. Domcke, *Science* **306**, 1765 (2004).
- [6] F. Bernardi, M. Olivucci, and M. A. Robb, *Chem. Soc. Rev.* **25**, 321 (1996).
- [7] A. J. Musser, M. Liebel, C. Schnedermann, T. Wende, T. B. Kehoe, A. Rao, and P. Kukura, *Nature Physics* **11**, 352 (2015).
- [8] S. Sorgues, J. M. Mestdagh, J. P. Visticot, and B. Soep, *Phys. Rev. Lett.* **91**, 103001 (2003).
- [9] R. Mitrić, V. Bonačić-Koutecký, J. Pittner, and H. Lischka, *J. Chem. Phys.* **125**, 024303 (2006).
- [10] M. Liebel, C. Schnedermann, and P. Kukura, *Phys. Rev. Lett.* **112**, 198302 (2014).
- [11] M. Kowalewski, K. Bennett, K. E. Dorfman, and S. Mukamel, *Phys. Rev. Lett.* **115**, 193003 (2015).
- [12] M. Kowalewski, K. Bennett, J. R. Rouxel, and S. Mukamel, *Phys. Rev. Lett.* **117**, 043201 (2016).
- [13] M. R. Manaa and D. R. Yarkony, *J. Chem. Phys.* **99**, 5251 (1993).
- [14] M. J. Bearpark, M. A. Robb, and H. B. Schlegel, *Chem. Phys. Lett.* **223**, 269 (1994).
- [15] C. Ciminelli, G. Granucci, and M. Persico, *Chem. Eur. J.* **10**, 2327 (2004).
- [16] A. Laio and M. Parrinello, *Proc. Nat. Acad. Sci. USA* **99**, 12562 (2002).
- [17] A. Barducci, G. Bussi, and M. Parrinello, *Phys. Rev. Lett.* **100**, 020603 (2008).
- [18] P. Raiteri, A. Laio, F. L. Gervasio, C. Micheletti, and M. Parrinello, *J. Phys. Chem. B* **110**, 3533 (2006).
- [19] M. Bonomi and M. Parrinello, *Phys. Rev. Lett.* **104**, 190601 (2010).
- [20] G. A. Tribello, M. Ceriotti, and M. Parrinello, *Proc. Nat. Acad. Sci. USA* **107**, 17509 (2010).
- [21] D. Branduardi, G. Bussi, and M. Parrinello, *J. Chem. Theory Comput.* **8**, 2247 (2012).
- [22] M. Ceriotti, G. A. Tribello, and M. Parrinello, *Proc. Nat. Acad. Sci. USA* **108**, 13023 (2011).
- [23] Z. Mihalić, S. Nikolić, and N. Trinajstić, *J. Chem. Inf. Model.* **32**, 28 (1992).
- [24] B. Bogdanov, S. Nikolić, and N. Trinajstić, *J. Math. Chem.* **3**, 299 (1989).
- [25] M. Stenrup and Å. Larson, *Chem. Phys.* **379**, 6 (2011).
- [26] N. Gavrilov, S. Salzmann, and C. M. Marian, *Chem. Phys.* **349**, 269 (2008).
- [27] T. Fuji, Y.-I. Suzuki, T. Horio, T. Suzuki, R. Mitrić, U. Werner, and V. Bonačić-Koutecký, *J. Chem. Phys.* **133**, 234303 (2010).
- [28] R. Spesyvtsev, T. Horio, Y.-I. Suzuki, and T. Suzuki, *J. Chem. Phys.* **143**, 014302 (2015).
- [29] S. Oesterling, O. Schalk, T. Geng, R. D. Thomas, T. Hansson, and R. de Vivie-Riedel,

- Phys. Chem. Chem. Phys. **19**, 2025 (2017).
- [30] H.-J. Werner, P. J. Knowles, G. Knizia, F. R. Manby, and M. Schütz, Wiley Interdiscip. Rev.: Comput. Mol. Sci. **2**, 242 (2011).
- [31] L. Verlet, Phys. Rev. **159**, 98 (1967).
- [32] H. J. C. Berendsen, J. P. M. Postma, W. F. van Gunsteren, A. DiNola, and J. R. Haak, J. Chem. Phys. **81**, 3684 (1984).