

A New Scaling Law for Activity Detection in Massive MIMO Systems

Saeid Haghighatshoar, Peter Jung, Giuseppe Caire

Abstract—In this paper, we study the problem of *activity detection* (AD) in a massive MIMO setup, where the Base Station (BS) has $M \gg 1$ antennas. We consider a block fading channel model where the M -dim channel vector of each user remains almost constant over a *coherence block* (CB) containing D_c signal dimensions. We study a setting in which the number of potential users K_c assigned to a specific CB is much larger than the dimension of the CB D_c ($K_c \gg D_c$) but at each time slot only $A_c \ll K_c$ of them are active. Most of the previous results, based on compressed sensing, require that $A_c \leq D_c$, which is a bottleneck in massive deployment scenarios such as Internet-of-Things (IoT) and Device-to-Device (D2D) communication. In this paper, we show that one can overcome this fundamental limitation when the number of BS antennas M is sufficiently large. More specifically, we derive a *scaling law* on the parameters (M, D_c, K_c, A_c) and also *Signal-to-Noise Ratio* (SNR) under which our proposed AD scheme succeeds. Our analysis indicates that with a CB of dimension D_c , and a sufficient number of BS antennas M with $A_c/M = o(1)$, one can identify the activity of $A_c = O(D_c^2 / \log^2(\frac{K_c}{A_c}))$ active users, which is much larger than the previous bound $A_c = O(D_c)$ obtained via traditional compressed sensing techniques. In particular, in our proposed scheme one needs to pay only a poly-logarithmic penalty $O(\log^2(\frac{K_c}{A_c}))$ for increasing the number of potential users K_c , which makes it ideally suited for AD in IoT setups. We propose low-complexity algorithms for AD and provide numerical simulations to illustrate our results. We also compare the performance of our proposed AD algorithms with that of other competitive algorithms in the literature.

Index Terms—Activity detection, Internet of Things (IoT), Device-to-Device Communications, Massive MIMO.

I. INTRODUCTION

Massive connectivity is predicted to play a crucial role in future generation of wireless cellular networks that support Internet-of-Things (IoT) and Device-to-Device (D2D) communication. In such scenarios, a Base Station (BS) should be able to connect to a large number of devices and the underlying shared communication resources (time, bandwidth, etc.) are dramatically overloaded. However, a key feature of wireless traffic in those systems (especially, in IoT) is that the device activity patterns are typically sporadic such that over any communication resource only a small fraction of all potential devices are active. A feasible communication in those scenarios typically consists of two phases: i) identifying the set of active users by spending a fraction of communication

resources, ii) serving the set of active users via a suitable scheduling over the remaining communication resources.

In this paper, we mainly investigate the first phase, namely, identifying the activity pattern of users, known as *activity detection* (AD). We consider a generic block fading wireless communication channel between devices and the BS [2]. We assume that the channel can be decomposed into a set of *coherence blocks* (CBs), where each CB consists of D_c signal dimensions over which the channel fading coefficients of each user remain almost constant, whereas the channel might vary independently across different CBs [2]. AD is a fundamental challenge in massive deployments and random access scenarios to be expected for IoT and D2D (see, e.g., [3–5] for some recent works). A fundamental limitation when considering solely a single-antenna setting is that the required signal dimension D_c to identify reliably a subset of A_c active users among a set consisting of K_c *potentially active* users scales as $D_c = O(A_c \log(\frac{K_c}{A_c}))$, thus, almost linearly with A_c . To keep up with the scaling requirements in IoT and D2D setup where A_c and K_c are dramatically large, it is crucial to overcome this limitation in an efficient way that does not require devoting too many CBs to AD. One of the recent works along this line is [6, 7], where the authors proposed using multiple antennas at the BS to overcome this fundamental problem. More specifically, they showed that by assigning random Gaussian pilot sequences to the users, one can identify any subset of active users with a vanishing error probability in a massive MIMO setup (when the number of BS antennas $M \rightarrow \infty$) [8] provided that D_c is large. In contrast, in [9] the authors studied another variant of AD and showed that over a CB of dimension D_c , one is able to identify up to $O(D_c^2)$ active users provided that the *Signal-to-Noise Ratio* (SNR) of the active users is sufficiently large and the number of antennas $M \rightarrow \infty$. However, [6, 7, 9] do not specify the finite-length scaling law on the number of antennas, pilot dimension, the number of users, and the number of active users (M, D_c, K_c, A_c) required for a reliable AD.

In this paper, we bridge the gap by deriving a finite-length scaling law on (M, D_c, K_c, A_c) and SNR for the scheme proposed in [9]. In particular, we show that: i) with a sufficient number of BS antennas, with $A_c/M = o(1)$, one can identify reliably the activity of $A_c = O(D_c^2 / \log^2(\frac{K_c}{A_c}))$ active users among a set of K_c users, which is orders of magnitude better the bound $A_c = O(D_c / \log(\frac{K_c}{A_c}))$ obtained previously via traditional compressed sensing techniques (see, e.g., [3–5]), ii) one needs to pay only a logarithmic penalty $O(\log^2(\frac{K_c}{A_c}))$ for increasing the total number of users K_c . Both features make the proposed scheme very attractive for IoT setups, in

The authors are with the Communications and Information Theory Group, Technische Universität Berlin (`{saeid.haghighatshoar, peter.jung, caire}@tu-berlin.de`).

A short version of this paper was accepted for presentation in the 2018 IEEE International Symposium on Information Theory (ISIT) in Vail, Colorado, USA [1].

which the number of active users A_c as well as the total number of users K_c can be extremely large.

We propose several efficient and low-complexity algorithms for AD and show via theoretical analysis as well as numerical simulation that they fulfill our proposed scaling law. Our proposed AD algorithms depend only on the sample covariance of the observations obtained at the BS and are robust to statistical variations of the users channels.

A. Notation

We represent scalar constants by non-boldface letters (e.g., x or X), sets by calligraphic letters (e.g., \mathcal{X}), vectors by boldface small letters (e.g., \mathbf{x}), and matrices by boldface capital letters (e.g., \mathbf{X}). We denote the i -th row and the j -th column of a matrix \mathbf{X} with the row-vector $\mathbf{X}_{i,:}$ and the column-vector $\mathbf{X}_{:,j}$ respectively. We denote a diagonal matrix with elements (s_1, s_2, \dots, s_k) by $\text{diag}(s_1, \dots, s_k)$. We denote the ℓ_p -norm a vector \mathbf{x} and the Frobenius norm of a matrix \mathbf{X} by $\|\mathbf{x}\|_p$ ($\|\mathbf{x}\| = \|\mathbf{x}\|_2$) and $\|\mathbf{X}\|_F$ respectively. The $k \times k$ identity matrix is represented by \mathbf{I}_k . For an integer $k > 0$, we use the shorthand notation $[k]$ for $\{1, 2, \dots, k\}$.

II. PROBLEM FORMULATION

A. Signal Model

We consider a generic block fading wireless channel between each user and the BS consisting of several CBs with each CB containing D_c signal dimensions over which the channel is almost flat [2], whereas it may change smoothly or almost independently across adjacent CBs. Without loss of generality, we assume that the BS devotes an individual CB to AD of a specific set of users \mathcal{K}_c consisting of $K_c := |\mathcal{K}_c|$ users. To perform AD, the BS assigns a specific pilot sequence to each user in \mathcal{K}_c , where a pilot sequence for a generic user $k \in \mathcal{K}_c$ is simply a vector $\mathbf{a}_k = (a_{k,1}, \dots, a_{k,D_c})^T \in \mathbb{C}^{D_c}$ of length D_c , which is transmitted by the user k over D_c signal dimensions in the CB devoted to the AD if it is active. Denoting by \mathbf{h}_k the M -dim channel vector of the user $k \in \mathcal{K}_c$ to M antennas at the BS, we can write the received signal at the BS over the signal dimension $i \in [D_c]$ inside the CB as

$$\mathbf{y}[i] = \sum_{k \in \mathcal{K}_c} b_k \sqrt{g_k} a_{k,i} \mathbf{h}_k + \mathbf{z}[i], \quad (1)$$

where $a_{k,i}$ denotes the i -th element of the pilots sequence \mathbf{a}_k , where $[D_c] := \{1, \dots, D_c\}$, where $g_k \in \mathbb{R}_+$ denotes the large-scale fading coefficient (channel strength) of the user $k \in \mathcal{K}_c$, where $b_k \in \{0, 1\}$ is a binary variable with $b_k = 1$ for active and $b_k = 0$ for inactive users, where $\mathbf{z}[i] \sim \mathcal{CN}(0, \sigma^2 \mathbf{I}_M)$ denotes the additive white Gaussian noise (AWGN) at the i -th signal dimension, and where we used the block fading channel model [2] where the channel vector \mathbf{h}_k of each user $k \in \mathcal{K}_c$ is almost constant over the signal dimensions $i \in [D_c]$ inside the CB. Denoting by $\mathbf{Y} = [\mathbf{y}[1], \dots, \mathbf{y}[D_c]]^T$ the $D_c \times M$ received signal over D_c signal dimensions and M BS antennas, we can write (1) more compactly as

$$\mathbf{Y} = \mathbf{A} \mathbf{\Gamma}^{\frac{1}{2}} \mathbf{H} + \mathbf{Z}, \quad (2)$$

where $\mathbf{A} = [\mathbf{a}_1, \dots, \mathbf{a}_{K_c}]$ denotes the $D_c \times K_c$ matrix of pilot sequences of the users in \mathcal{K}_c , where $\mathbf{\Gamma} = \text{diag}(\boldsymbol{\gamma})$ with $\boldsymbol{\gamma} := (\gamma_1, \dots, \gamma_{K_c}) \in \mathbb{R}_+^{K_c}$ and $\gamma_k = b_k g_k$ denotes the channel strengths of the users ($\gamma_k = 0$ for inactive ones), and where $\mathbf{H} = [\mathbf{h}_1, \dots, \mathbf{h}_{K_c}]^T$ denotes $K_c \times M$ matrix containing the M -dim normalized channel vectors of the users. We assume that the channel vectors $\{\mathbf{h}_k : k \in \mathcal{K}_c\}$ are independent from each other and are spatially white (i.e., uncorrelated along the antennas), that is, $\mathbf{h}_k \sim \mathcal{CN}(0, \mathbf{I}_M)$. We assume that the user pilots are also normalized to $\|\mathbf{a}_k\|^2 = D_c$ and define the average SNR of a generic active user $k \in \mathcal{K}_c$ over D_c pilot dimensions by

$$\text{snr}_k = \frac{\|\mathbf{a}_k\|^2 \gamma_k \mathbb{E}[\|\mathbf{h}_k\|^2]}{\mathbb{E}[\|\mathbf{Z}\|_F^2]} = \frac{D_c \gamma_k M}{D_c M \sigma^2} = \frac{\gamma_k}{\sigma^2}, \quad k \in \mathcal{A}_c. \quad (3)$$

We call the vector $\boldsymbol{\gamma}$ or equivalently the diagonal matrix $\mathbf{\Gamma} = \text{diag}(\boldsymbol{\gamma})$ the activity pattern of the users in \mathcal{K}_c . We always assume that at each AD slot only a subset $\mathcal{A}_c \subseteq \mathcal{K}_c$ of the users of size $A_c := |\mathcal{A}_c|$ are active, thus, $\boldsymbol{\gamma}$ is a positive sparse vector with only A_c nonzero elements. The goal of AD is to identify the subset of all active users \mathcal{A}_c or a subset thereof consisting of users with sufficiently strong channels $\mathcal{A}_c(\nu) := \{k \in \mathcal{K}_c : \gamma_k > \nu \sigma^2\}$, for a pre-specified threshold $\nu > 0$, from the noisy observations as in (2).

Since we assume that the channel vectors are spatially white and Gaussian, the columns of \mathbf{Y} in (2) are i.i.d. Gaussian vectors with $\mathbf{Y}_{:,i} \sim \mathcal{CN}(0, \boldsymbol{\Sigma}_y)$ where

$$\boldsymbol{\Sigma}_y = \mathbf{A} \mathbf{\Gamma} \mathbf{A}^H + \sigma^2 \mathbf{I}_M = \sum_{k=1}^{K_c} \gamma_k \mathbf{a}_k \mathbf{a}_k^H + \sigma^2 \mathbf{I}_M \quad (4)$$

the covariance matrix, which is common among all the columns $\mathbf{Y}_{:,i}$, $i \in [M]$. We also define the empirical/sample covariance of the columns of the observation \mathbf{Y} in (2) as

$$\hat{\boldsymbol{\Sigma}}_y = \frac{1}{M} \mathbf{Y} \mathbf{Y}^H = \frac{1}{M} \sum_{i=1}^M \mathbf{Y}_{:,i} \mathbf{Y}_{:,i}^H. \quad (5)$$

B. Generalized Signal Model for Activity Detection

Before we proceed, it is worthwhile to mention that the signal model for AD in (1) can be generalized in several directions:

1) *Only a fraction of signal dimensions in a CB is devoted to AD while the remaining signal dimensions are kept for communication:* This reduces pilot dimension D_c in (1), thus, the length/dimension of the pilots sequences $\{\mathbf{a}_k : k \in \mathcal{K}_c\}$ assigned to the users but preserves the number of antennas M . This is beneficial when the dimension of the CB D_c is significantly large and the number of active users $\mathcal{A}_c \subset \mathcal{K}_c$ is not so large.

2) *More than one, say $\kappa > 1$, CBs are devoted to AD of a specific set \mathcal{K}_c of users:* As the simplest scheme, one can assume that the same length- D_c pilot sequence $\mathbf{a}_k \in \mathbb{C}^{D_c}$ of each user $k \in \mathcal{K}_c$ is just repeated across the signal dimensions of all κ CBs. Due to spatially white and Gaussian assumption of the channel vectors \mathbf{h}_k in (1), this has the same effect as having only a single CB consisting of D_c signal dimensions while effectively increasing the number of antennas to $M' =$

κM , i.e., by a factor of κ . In general, instead of repeating the pilot sequence of each user over κ CBs, one can vary the pilot sequence of each user over different CBs. This yields more well-conditioned pilot sequences (sufficient randomness and better averaging over different CBs) but does not change the underlying scaling law asymptotically for large D_c , namely, this is still equivalent to having the same pilot dimension D_c but increasing the number of antennas to $M' = \kappa M$.

For simplicity, in the rest of the paper, we always assume that the AD is done over an individual CB by using the whole D_c signal dimensions in the CB.

III. PROPOSED ALGORITHMS FOR ACTIVITY DETECTION

We will propose now three different estimators to solve the activity problem with different assumptions on the underlying statistics of the channel vectors and the sparsity of the activity pattern of the users γ .

A. Maximum Likelihood Estimate and Identifiability Condition

We first consider the Maximum Likelihood (ML) estimator of γ by making explicit use of Gaussianity, where after normalization and simplification we have

$$f(\gamma) := -\frac{1}{M} \log p(\mathbf{Y}|\gamma) \stackrel{(a)}{=} -\frac{1}{M} \sum_{i=1}^M \log p(\mathbf{Y}_{i,:}|\gamma) \quad (6)$$

$$= \log |\mathbf{A}\mathbf{\Gamma}\mathbf{A}^H + \sigma^2 \mathbf{I}_M| + \text{tr} \left(\left(\mathbf{A}\mathbf{\Gamma}\mathbf{A}^H + \sigma^2 \mathbf{I}_{D_c} \right)^{-1} \widehat{\mathbf{\Sigma}}_{\mathbf{y}} \right), \quad (7)$$

where (a) follows from the fact that the columns of \mathbf{Y} are i.i.d. (due to the spatially white user channel vectors), and where $\widehat{\mathbf{\Sigma}}_{\mathbf{y}}$ denotes the sample covariance matrix of the columns of \mathbf{Y} as in (5). Note that for spatially white channel vectors considered here, $\widehat{\mathbf{\Sigma}}_{\mathbf{y}} \rightarrow \mathbf{\Sigma}_{\mathbf{y}}$ as the number of antennas $M \rightarrow \infty$. We also have the following result.

Theorem 1: Consider the signal model (2) for AD. Then, the empirical covariance matrix $\widehat{\mathbf{\Sigma}}_{\mathbf{y}}$ is a sufficient statistics for the activity pattern of the users γ . \square

Proof: From (7), it is seen that the log-likelihood of \mathbf{Y} depends on \mathbf{Y} only through the sample covariance matrix $\widehat{\mathbf{\Sigma}}_{\mathbf{y}}$. Thus, from the Fischer-Neyman factorization theorem [10, 11], $\widehat{\mathbf{\Sigma}}_{\mathbf{y}}$ is a sufficient statistics for estimating γ . \blacksquare

Remark 1: Although we derived (7) for spatially white channel vectors, the sample covariance matrix $\widehat{\mathbf{\Sigma}}_{\mathbf{y}}$ still provides an almost sufficient statistics for estimation of γ as far as the channel vectors are not highly correlated as happens, for example, in *line-of-sight* (LoS) propagation scenarios. Overall, correlation among the components of a user channel vector can be seen as reducing the effective number of antennas M (extreme case of $M = 1$ antenna in the LoS scenario), which degrades the AD performance accordingly. \diamond

We define the *maximum likelihood* (ML) estimate of γ as

$$\gamma^* = \arg \min_{\gamma \in \mathbb{R}_+^{K_c}} f(\gamma). \quad (8)$$

Note that due to the invariance of the ML estimator with respect to transformation of the parameters [12], $\widehat{\mathbf{\Sigma}}_{\mathbf{y}}$ is also

a sufficient statistics for identifying the set of active users $\widehat{\mathcal{A}}_c(\nu) := \{i : \gamma_i^* > \nu\sigma^2\}$, where $\nu > 0$ is a suitable threshold. Before we proceed, it is worthwhile to investigate conditions under which the activity pattern γ is identifiable. We need some notation first. We define the convex cone produced by the rank-1 *positive semi-definite* (PSD) matrices $\{\mathbf{a}_k \mathbf{a}_k^H : k \in \mathcal{K}_c\}$ generated by pilot sequences as

$$\text{cone}(\mathbf{a}_{\mathcal{K}_c}) = \left\{ \sum_{k \in \mathcal{K}_c} \beta_k \mathbf{a}_k \mathbf{a}_k^H : \beta_k \in \mathbb{R}_+ \right\}. \quad (9)$$

We also use a similar notation $\text{cone}(\mathbf{a}_{\mathcal{V}})$ for the cone generated the pilot sequences of a subset of users $\mathcal{V} \subseteq \mathcal{K}_c$. Note that for any \mathcal{V} , the cone $\text{cone}(\mathbf{a}_{\mathcal{V}})$ is a sub-cone of the cone of PSD matrices. With this notation, we can also write the ML estimation in (8) equivalently as estimating the cone corresponding to the set of active users. To make sure that the set of active users are identifiable, we need to impose the following identifiability condition on the pilot sequences:

$$\begin{aligned} \text{cone}(\mathbf{a}_{\mathcal{V}}) &\neq \text{cone}(\mathbf{a}_{\mathcal{V}'}), \text{ for all } \mathcal{V}, \mathcal{V}' \subseteq \mathcal{K}_c \\ &\text{where } \mathcal{V} \neq \mathcal{V}', \text{ with } |\mathcal{V}|, |\mathcal{V}'| \leq \vartheta, \end{aligned} \quad (10)$$

where ϑ is set to a sufficiently small number to make sure that condition (10) is fulfilled. Note that since the space of $D_c \times D_c$ PSD matrices, denoted by $\mathcal{S}_{D_c}^+$, has (affine) dimension $\frac{D_c(D_c+1)}{2}$, the number of active ϑ users should be less than $\frac{D_c(D_c+1)}{2}$ for (10) to be fulfilled. This bound can be also seen to be tight from Carathéodory theorem [13]. However, interestingly, this does not restrict the number of potential users $K_c = |\mathcal{K}_c|$. For example, when the pilots sequences \mathbf{a}_k , $k \in \mathcal{K}_c$, are sampled i.i.d. from an arbitrary continuous distribution, no matter how large K_c is, with probability 1, all the sub-cones in (10) would be different and the identifiability condition would be fulfilled provided that $\vartheta < \frac{D_c(D_c+1)}{2}$ (as also stated in Theorem 1 in [9]). This implies that, at least in theory, one can identify the activity of $A_c = \frac{D_c(D_c+1)}{2}$ users in a set of users of arbitrary size K_c . In practice, however, due to the presence of the noise, one should also limit K_c in order to guarantee a stable AD.

Now let us focus on the ML estimation in (7). It is not difficult to check that $f(\gamma)$ in (7) is the sum of the concave function $\gamma \mapsto \log |\mathbf{A}\mathbf{\Gamma}\mathbf{A}^H + \sigma^2 \mathbf{I}_{D_c}|$ and the convex function $\gamma \mapsto \text{tr} \left(\left(\mathbf{A}\mathbf{\Gamma}\mathbf{A}^H + \sigma^2 \mathbf{I}_{D_c} \right)^{-1} \widehat{\mathbf{\Sigma}}_{\mathbf{y}} \right)$, so it is not convex in general. However, the following theorem implies that under suitable conditions, the global minimum of $f(\gamma)$ can be calculated exactly.

Theorem 2: Let $f(\gamma)$ be as in (7). Suppose that the pilot sequences $\{\mathbf{a}_k : k \in \mathcal{K}_c\}$ are such that $\text{cone}(\mathbf{a}_{\mathcal{K}_c})$ coincides with the cone of $D_c \times D_c$ PSD matrices $\mathcal{S}_{D_c}^+$. Then, $f(\gamma)$ has only global minimizers. \square

Proof: Proof in Appendix A-B. \blacksquare

Note that in order for $\text{cone}(\mathbf{a}_{\mathcal{K}_c})$ to be a good approximation of the cone of $D_c \times D_c$ PSD matrices as in Theorem 2, K_c should be larger than the dimension of the space of PSD matrices, i.e., $K_c \gtrsim O(D_c^2)$. Interestingly, as we will see later, this holds in the desired scaling regime that we derive for AD problem and is the highly desirable setup for

Algorithm 1 Activity Detection via Coordinate-wise Descend

- 1: **Input:** The sample covariance matrix $\hat{\Sigma}_y = \frac{1}{M} \mathbf{Y} \mathbf{Y}^H$ of the $D_c \times M$ matrix of samples \mathbf{Y} .
 - 2: **Initialize:** $\Sigma = \sigma^2 \mathbf{I}_{D_c}$, $\gamma = \mathbf{0}$.
 - 3: **for** $i = 1, 2, \dots$ **do**
 - 4: Select an index $k \in [K_c]$ corresponding to the k -th component of $\gamma = (\gamma_1, \dots, \gamma_{K_c})^T$ randomly or according to a specific schedule.
 - 5: **ML:** Set $d^* = \max \left\{ \frac{\mathbf{a}_k^H \Sigma^{-1} \hat{\Sigma}_y \Sigma^{-1} \mathbf{a}_k - \mathbf{a}_k^H \Sigma^{-1} \mathbf{a}_k}{(\mathbf{a}_k^H \Sigma^{-1} \mathbf{a}_k)^2}, -\gamma_k \right\}$
 - 6: **MMV:** Set $d^* = \max \left\{ \frac{\sqrt{\mathbf{a}_k^H \Sigma^{-1} \hat{\Sigma}_y \Sigma^{-1} \mathbf{a}_k} - 1}{\mathbf{a}_k^H \Sigma^{-1} \mathbf{a}_k}, -\gamma_k \right\}$
 - 7: **NNLS:** Set $d^* = \max \left\{ \frac{\mathbf{a}_k^H (\hat{\Sigma}_y - \Sigma) \mathbf{a}_k}{\|\mathbf{a}_k\|^4}, -\gamma_k \right\}$
 - 8: Update $\gamma_k \leftarrow \gamma_k + d^*$.
 - 9: Update $\Sigma \leftarrow \Sigma + d^* (\mathbf{a}_k \mathbf{a}_k^H)$.
 - 10: **end for**
 - 11: **Output:** The resulting estimate γ .
-

IoT applications. Finding the ML estimate γ^* in (8) requires optimization of $f(\gamma)$ over the positive orthant $\mathbb{R}_+^{K_c}$. In view of Theorem 2, we can apply simple off-the-shelf algorithms such as gradient descent followed by projection onto $\mathbb{R}_+^{K_c}$ to find γ^* . In Appendix A-A, we derive such a coordinate-wise descend algorithm, where at each step we optimize $f(\gamma)$ with respect to only one of its arguments γ_k , $k \in [K_c]$, and we iterate several times over the whole set of variables until convergence. We can also include the noise variance σ^2 as an optimization parameter and estimate it along with the parameters γ_k , $k \in [K_c]$. As $f(\gamma)$ has no local minimizers from Theorem 2 (in the regime we consider in this paper), the coordinate-wise optimization will converge to the unique global minimizer of $f(\gamma)$ with sufficiently many iterations. This coordinate-wise optimization has a closed form expression as derived in Appendix A-A, and is summarized in Algorithm 1.

B. Multiple Measurement Vector Approach

Let us consider the signal model $\mathbf{Y} = \mathbf{A} \Gamma^{\frac{1}{2}} \mathbf{H} + \mathbf{Z}$ in (2) and let us define $\mathbf{X} := \Gamma^{\frac{1}{2}} \mathbf{H}$. Then, we can write (2) as

$$\mathbf{Y} = \mathbf{A} \mathbf{X} + \mathbf{Z}. \quad (11)$$

This signal model also arises in a compressed sensing setup [14, 15], where one tries to recover a structured signal \mathbf{X} from the noisy measurements \mathbf{Y} , where the $D_c \times K_c$ pilot matrix $\mathbf{A} = [\mathbf{a}_1, \dots, \mathbf{a}_{K_c}]$ plays the role of the measurement matrix. Note that since the activity patterns γ is a sparse vector, it induces a common (joint) sparsity among the columns of $\mathbf{X} := \Gamma^{\frac{1}{2}} \mathbf{H}$. Recovery of \mathbf{X} from measurements \mathbf{Y} in (11) is typically known as the *Multiple Measurement Vector* (MMV) problem in compressed sensing [16, 17]. A quite well-known technique for recovering the row-sparse matrix \mathbf{X} in the MMV setting is $\ell_{2,1}$ -norm Least Squares ($\ell_{2,1}$ -LS) as in

$$\mathbf{X}^* = \arg \min_{\mathbf{X}} \frac{1}{2} \|\mathbf{A} \mathbf{X} - \mathbf{Y}\|_F^2 + \varrho \sqrt{M} \|\mathbf{X}\|_{2,1}, \quad (12)$$

where $\varrho > 0$ is a regularization parameter and where $\|\mathbf{X}\|_{2,1} = \sum_{i=1}^{K_c} \|\mathbf{X}_{i,:}\|$ denotes the $\ell_{2,1}$ -norm of the matrix \mathbf{X} given by the sum of ℓ_2 -norm of its K_c rows. It is well-known that $\ell_{2,1}$ -norm regularization in (12) promotes the sparsity of the rows of the resulting estimate \mathbf{X}^* and seems to be a good regularizer

for detecting the user activity pattern γ in our setup. Intuitively speaking, we expect that we should obtain an estimate of activity pattern of the users γ , i.e., the strength of the their channels, by looking at the ℓ_2 -norm of the rows of the estimate \mathbf{X}^* . We have the following result.

Theorem 3: Let \mathbf{X}^* be the optimal solution of $\ell_{2,1}$ -LS as in (12). Let $\gamma^* = (\gamma_1^*, \dots, \gamma_{K_c}^*) \in \mathbb{R}_+^{K_c}$, where $\gamma_i^* = \frac{\|\mathbf{X}_{i,:}^*\|}{\sqrt{M}}$. Then, γ^* is the optimal solution of the convex optimization problem $\gamma^* = \arg \min_{\gamma \in \mathbb{D}_+} g(\gamma)$, where g is defined by

$$g(\gamma) := \text{tr}(\Gamma) + \text{tr} \left((\mathbf{A} \Gamma \mathbf{A}^H + \varrho \mathbf{I}_{D_c})^{-1} \hat{\Sigma}_y \right), \quad (13)$$

where $\Gamma = \text{diag}(\gamma)$ and $\hat{\Sigma}_y$ is the sample covariance (5). \square

Proof: The proof follows from Theorem 1 in [18] and is included in Appendix A-C for the sake of completeness. \blacksquare

We will prove that in terms of AD we can aim for a scaling regime $A_c = O(D_c^2)$, where indeed $A_c \gg D_c$. However, when $A_c \gg D_c$, the number of active (nonzero) rows in \mathbf{X} is much larger than the number of available measurements D_c via the matrix \mathbf{A} in (12). In this regime, any algorithm (including $\ell_{2,1}$ -LS) would have a considerable distortion while decoding \mathbf{X} . Even a *Minimum Mean Squared Error* (MMSE) estimator that knows the exact location of active rows (the support of γ) will have a significant MSE distortion while decoding the active rows (although it can perfectly identify the inactive ones from the knowledge of the support of γ). It is interesting and highly non-trivial that when only estimation of the activity pattern γ is concerned, due to the implicit underlying averaging effect of $\ell_{2,1}$ -LS stated in Theorem (3), namely, the fact that $\gamma_i^* = \frac{\|\mathbf{X}_{i,:}^*\|}{\sqrt{M}}$ is given by ℓ_2 -norm of the i -th row of \mathbf{X}^* , even a noisy estimate \mathbf{X}^* is sufficient to yield a reliable estimate of γ . Theorem 3 also implies that as far as the strengths (i.e., ℓ_2 -norm) of the rows of \mathbf{X}^* are concerned, $\ell_{2,1}$ -LS in (12) can be simplified to the convex optimization (13), which depends on the observations \mathbf{Y} through their empirical covariance, which is a sufficient statistics for identifying γ from Theorem 1.

Note that the function $g(\gamma)$ in (13) is a convex function, thus, finding the optimal solution γ^* can be posed as a convex optimization problem over the positive orthant $\gamma \in \mathbb{R}_+^{K_c}$, which can be solved by conventional convex optimization techniques. Using the well-known Schur complement condition for positive semi-definiteness (see [19] page 28), one can also pose the optimization in (13) as the following *semi-definite program* (SDP):

$$\begin{aligned} (\gamma^*, \Delta^*) &= \arg \min \text{tr}(\Gamma) + \text{tr}(\Lambda) \\ \text{s.t. } &\begin{pmatrix} \mathbf{A} \Gamma \mathbf{A}^H + \varrho \mathbf{I}_{D_c} & \Delta \\ \Delta^H & \Lambda \end{pmatrix} \succeq \mathbf{0}, \end{aligned} \quad (14)$$

where Λ denotes the auxiliary $D_c \times D_c$ optimization variable, where $\Gamma = \text{diag}(\gamma)$ and where Δ is the square root of $\hat{\Sigma}_y$ (i.e., $\hat{\Sigma}_y = \Delta \Delta^H$). In contrast with the MMV optimization in (12), the complexity of (14) does not grow by increasing the number of antennas M .

Remark 2: In (14) one can treat also the variable ϱ as a free optimization variable to directly estimate also the noise power (note that the resulting cost function is still a jointly

convex function of both variables (γ, ϱ) and has a unique global optimal solution). As a result, the algorithm does not require the knowledge of the noise power at the BS (although, in practice, the noise power can be easily estimated at the BS from the received noise at un-allocated signal dimensions). \diamond

In this paper, we propose a simple coordinate-wise descend algorithm for minimizing the MMV cost function (13). The derivation is very similar to that of the coordinate-wise descend algorithm for the ML cost function in Appendix A-A and has the closed-form expression summarized in Algorithm 1.

C. Non-Negative Least Squares

The last algorithm that we introduce and also theoretically analyze here is based on Non-Negative Least Squares (NNLS) proposed in [9]. We consider the signal model (2) and $\hat{\Sigma}_{\mathbf{y}}$ as in (5). In the NNLS, we match $\hat{\Sigma}_{\mathbf{y}}$ to the true $\Sigma_{\mathbf{y}}$ in (4) in ℓ_2 -distance:

$$\gamma^* = \arg \min_{\gamma \in \mathbb{R}_+^{K_c}} \|\hat{\Sigma}_{\mathbf{y}} - \mathbf{A} \text{diag}(\gamma) \mathbf{A}^H - \sigma^2 \mathbf{I}_{D_c}\|_F^2. \quad (15)$$

Let $\hat{\sigma}_{\mathbf{y}} = \text{vec}(\hat{\Sigma}_{\mathbf{y}})$ denotes the $D_c^2 \times 1$ vector obtained by stacking the columns of $\hat{\Sigma}_{\mathbf{y}}$ and let \mathbb{A} be an $D_c^2 \times K_c$ matrix whose k -th column, $k \in [K_c]$, is given by $\text{vec}(\mathbf{a}_k \mathbf{a}_k^H)$. Then, we can write (15) in the convenient form

$$\gamma^* = \arg \min_{\gamma \in \mathbb{R}_+^{K_c}} \|\hat{\sigma}_{\mathbf{y}} - \mathbb{A} \gamma - \sigma^2 \text{vec}(\mathbf{I}_{D_c})\|_2^2, \quad (16)$$

as a *least squares* problem with non-negativity constraint, known as *nonnegative least squares* (NNLS). If the row span of \mathbb{A} intersects the positive orthant, NNLS implicitly also performs ℓ_1 -regularization, as discussed for example in [20] and called \mathcal{M}^+ -criterion in [5]. Because of these features, NNLS has recently gained interest in many applications in signal processing [21], compressed sensing [5], and machine learning. In our case the \mathcal{M}^+ -criterion is fulfilled in an optimally-conditioned manner and allows us to establish the following result:

Theorem 4: Let $\{\mathbf{a}_k\}_{k=1}^{K_c} \subset \mathbb{C}^{D_c}$ independent copies of a random vector with iid. unit-magnitude entries and $K_c \geq 16$. Fix some $\delta \in [8/K_c, 4/\sqrt{41}]$. If

$$D_c(D_c - 1) \geq c' \delta^{-2} s \log^2(eK_c/s) \quad (17)$$

then with overwhelming probability the following holds: For all activity pattern vectors γ° , the solution γ^* of (16) is guaranteed to fulfill for $1 \leq p \leq 2$:

$$\|\gamma^\circ - \gamma^*\|_p \leq \frac{2C}{s^{1-\frac{1}{p}}} \sigma_s(\gamma^\circ)_1 + \frac{2D}{s^{\frac{1}{2}-\frac{1}{p}}} \left(1 + \frac{\lambda \tau' \sqrt{D_c}}{\sqrt{D_c-1}}\right) \frac{\|\mathbf{d}\|_2}{D_c} \quad (18)$$

where $\sigma_s(\gamma^\circ)_1$ denotes the ℓ_1 -norm of γ° after removing its s largest components, where $\mathbf{d} = \text{vec}(\hat{\Sigma}_{\mathbf{y}} - \sum_{k=1}^{K_c} \gamma_k^\circ \mathbf{a}_k \mathbf{a}_k^H)$, and where C , D , and τ' only depend on δ , and λ is a global constant.

The proof, given in the appendix A-D, is based on a combination of the NNLS results of [5] and an extension of RIP-results for the heavy-tailed column-independent model [22, 23]. We like to mention that the theorem holds even for more general random models and the constant can be

computed explicitly. For example, $\delta = 0.5$ gives $\tau' \approx 1.5$, $C \approx 8.6$ and $D \approx 11.3$. The result is uniform meaning that with high probability (on a draw of \mathbb{A}) it holds *for all* γ° . For $s = A_c = \|\gamma^\circ\|_0$ it implies (up to $\|\mathbf{d}\|_2$ -term) exact recovery since then $\sigma_s(\gamma^\circ)_1 = 0$. A relevant extension of this result to the case $p \rightarrow \infty$ would be important but, in this generality, it is known that then one can not hope for a linear scaling in s (see here for example [24, Theorem 3.2]). Since $\|\cdot\|_\infty \leq \|\cdot\|_p$ our result (18) also implies an estimate for the communication relevant ℓ_∞ -case but with sub-optimal scaling (we will discuss this below). Furthermore improvements for this particular case may be possible in the non-uniform or averaged case, as it has been investigate for the subgaussian case in [20].

A straightforward analysis in Appendix A-E shows that for Gaussian and spatially white user channel vectors, the statistical fluctuation term \mathbf{d} in Theorem 4 concentrates very well around its mean given by

$$\begin{aligned} \|\mathbf{d}\| &= \|\text{vec}(\hat{\Sigma}_{\mathbf{y}} - \sum_{k=1}^{K_c} \gamma_k^\circ \mathbf{a}_k \mathbf{a}_k^H - \sigma^2 \mathbf{I}_{D_c})\| = \|\text{vec}(\hat{\Sigma}_{\mathbf{y}} - \Sigma_{\mathbf{y}})\| \\ &= \|\hat{\Sigma}_{\mathbf{y}} - \Sigma_{\mathbf{y}}\|_F \\ &\approx \sqrt{\mathbb{E}[\|\hat{\Sigma}_{\mathbf{y}} - \Sigma_{\mathbf{y}}\|_F^2]} \\ &= \frac{\text{tr}(\Sigma_{\mathbf{y}})}{\sqrt{M}}. \end{aligned} \quad (19)$$

Assuming that at a specific AD slot only A_c of the users are active and setting $s = A_c$ in Theorem 4, using $\sigma_s(\gamma^\circ) = 0$ for $s = A_c$, and the well-known inequality $\|\gamma^\circ\|_1 \leq \sqrt{A_c} \|\gamma^\circ\|_2$, we obtain the following scaling law on the performance of NNLS

$$\|\gamma^\circ - \gamma^*\|_2 \leq c_3 \left(\frac{\sigma^2}{\sqrt{M}} + \sqrt{\frac{A_c}{M}} \|\gamma^\circ\|_2 \right) \quad (20)$$

with a constant $c_3 = 2c_2(1 + \frac{\tau' \sqrt{D_c}}{\sqrt{D_c-1}}) = O(1)$ provided that

$$A_c \log^2\left(\frac{K_c}{A_c}\right) \lesssim O(D_c^2). \quad (21)$$

It is important to note that: **i)** from (20) the error term only depends on the number of active users A_c and vanishes if the number of antennas M is slightly larger than A_c (i.e., $A_c/M = o(1)$) so that sufficient statistical averaging happens, **ii)** from (21) NNLS can identify as large as $O(D_c^2)$ active users by paying only a poly-logarithmic penalty $O(\log^2(\frac{K_c}{A_c}))$ for increasing the number of potential users K_c . As stated before, this is a very appealing scaling law in setups such as IoT and D2D, where K_c can be dramatically large.

IV. SIMULATION RESULTS

In this section, we evaluate the performance of our algorithms via numerical simulations.

A. Performance Metric

We assume that the output of each algorithm is an estimate γ^* of the activity pattern of the users. We define $\hat{\mathcal{A}}_c(\nu) := \{i : \gamma_i^* > \nu \sigma^2\}$, with $\nu > 0$, as the estimate of the

set of active users. We also define the detection/false-alarm probability averaged over the active/inactive users as

$$\mathbb{P}_D(\nu) = \frac{\mathbb{E}[|\mathcal{A}_c \cap \hat{\mathcal{A}}_c|]}{A_c}, \quad \mathbb{P}_{FA}(\nu) = \frac{\mathbb{E}[|\hat{\mathcal{A}}_c \setminus \mathcal{A}_c|]}{K_c - A_c} \quad (22)$$

where A_c and K_c denote the number of active and the number of potential users, respectively. By varying $\nu \in \mathbb{R}_+$, we plot the *Receiver Operating Characteristic* (ROC) [25] as a measure of performance of our proposed algorithms.

B. Comparison with the Literature

1) Vector Approximate Message Passing

We compare the performance of our proposed algorithm with that of Vector Approximate Message Passing (VAMP) algorithm proposed for AD in [6, 7]. Given the noisy observation $\mathbf{Y} = \mathbf{A}\mathbf{X} + \mathbf{Z}$ as in (11), VAMP recovers an estimate of the row-sparse signal \mathbf{X} as follows

$$\mathbf{X}^{t+1} = \eta(\mathbf{A}^H \mathbf{R}^t + \mathbf{X}^t, \mathbf{g}, t), \quad (23)$$

$$\mathbf{R}^{t+1} = \mathbf{Y} - \mathbf{A}\mathbf{X}^{t+1} + \frac{K_c}{D_c} \mathbf{R}^t \langle \eta'(\mathbf{A}^H \mathbf{R}^t + \mathbf{X}^t, \mathbf{g}, t) \rangle \quad (24)$$

where η is the MMSE vector denoising function applied row-wise, where η' denotes the component-wise derivative of η , where $\mathbf{g} = (g_1, \dots, g_{K_c})^T$ denotes the large-scale fading coefficients of the users, where $\langle \cdot \rangle$ denotes the averaging operator, and $\mathbf{R}^t \langle \eta'(\mathbf{A}^H \mathbf{R}^t + \mathbf{X}^t, \mathbf{g}, t) \rangle$ is the well-known Onsager's term. It was shown in [26, 27] that, due to the Onsager correction, in the asymptotic regime of $D_c, A_c, K_c \rightarrow \infty$, the noisy input $\tilde{\mathbf{X}}^t := \mathbf{A}^H \mathbf{R}^t + \mathbf{X}^t$ to the MMSE vector denoiser decouples to (for spatially white user channel vectors)

$$\tilde{\mathbf{X}}_{i,:}^t = \mathbf{X}_{i,:}^t + \tau^t \mathbf{N}_{i,:}, \quad i \in [K_c], \quad (25)$$

where \mathbf{N} is an $K_c \times M$ matrix consisting of i.i.d. $\mathcal{CN}(0, 1)$ elements, and where τ^t is obtained by a simple state evolution (SE) equation $\tau^t = \xi(\tau^{t-1}, \mathbf{g})$. We refer to [6, 7] for further explanation of VAMP and the derivation of MMSE denoiser and the SE equation. For simulations, we consider an ideal scenario for VAMP where the large-scale fading coefficients \mathbf{g} are known at the BS and are used in the VAMP algorithm and also in the derivation of the SE equation.

2) Empirical Genie-aided tuning of VAMP (g-VAMP)

We have observed empirically that, for large number of BS antennas M , VAMP is quite sensitive and numerically unstable when the number of active users A_c is much larger than the pilot dimension D_c . To avoid this numerical instability, we apply a genie-aided tuning of the VAMP, where at each iteration we use the rows of $\tilde{\mathbf{X}}^t := \mathbf{A}^H \mathbf{R}^t + \mathbf{X}^t$ (the noisy input to the MMSE vector denoiser as in (23)) corresponding to the inactive users to estimate the noise variance τ^t in the decoupled model (25). We call the resulting algorithm g-VAMP and use it for comparison.

3) Comparison with our proposed algorithms

Our proposed algorithms have the following advantages compared with VAMP:

- 1) they do not require the knowledge of large-scale fading coefficients of the channel $\mathbf{g} = (g_1, \dots, g_{K_c})$ (or its

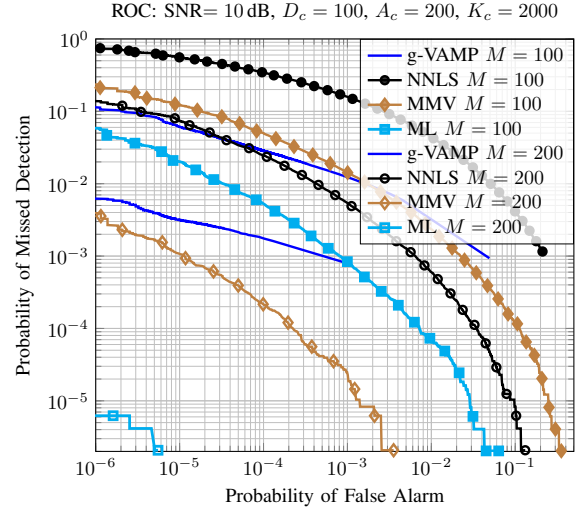


Fig. 1: Scaling of the performance of algorithms vs. M .

statistics) and the number of active users A_c , which is required for deriving (and tuning) the VAMP algorithm but is difficult to have in IoT setups due to the sporadic nature of the traffic of the users (especially A_c).

- 2) they require only the sample covariance of channel observations, thus, they are quite robust to variation in the statistics (i.e., Gaussianity, spatial correlation, etc.) of the user channel vectors, whereas having the knowledge of the statistics of the channel vectors is quite critical for deriving the MMSE vector denoiser in VAMP and obtaining the appropriate SE equation.
- 3) they do not require any tuning and are numerically stable.

C. Scaling with Number of Antennas M

In this section, we compare the performance of our proposed algorithm for different number of BS antennas M . We consider a CB of dimension $D_c = 100$, and a total number of $K_c = 2000$ users assigned to the CB. We assume that at each slot only $A_c = 200$ out of $K_c = 2000$ users are active. We also assume a symmetric scenario where all the active users have the same large-scale fading coefficients $g_k, k \in [K_c]$, and an SNR of $\frac{g_k}{\sigma^2} = 10$ dB. It is worthwhile to note that our algorithms do not require the knowledge of channel strengths $g_k, k \in [K_c]$. Fig. 1 illustrated the simulation results. It is seen that

- 1) NNLS does not perform well when the number of antennas is less than the number of active users ($M = 100, A_c = 200$) but its performance dramatically improves by increasing the number of antennas ($M = A_c = 200$).
- 2) As reported in [6, 7], VAMP performs very well when the pilot dimensions is close to the number of active users ($D_c \lesssim A_c$). Our results also confirm this and illustrate that in the more interesting regime of $D_c \ll A_c$ (here $D_c = 100, A_c = 200$) suited for IoT, VAMP performance is comparable to that of MMV for $M = 100$ while MMV works much better for $M = 200$. Also, note that MMV as well as NNLS and ML do not require the knowledge of the large-scale fading coefficient of the

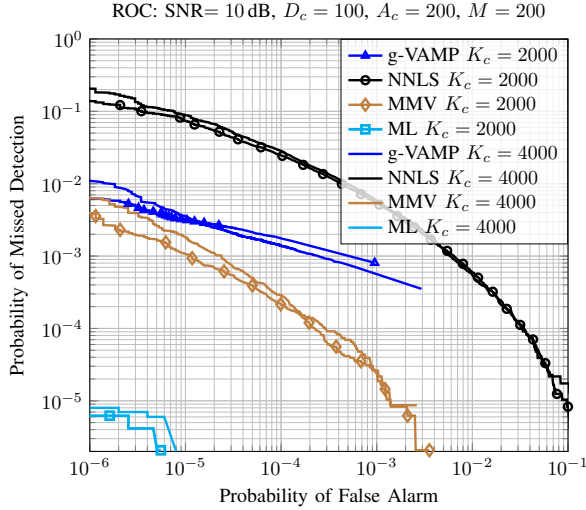


Fig. 2: Scaling of performance of the algorithms vs. K_c .

channel, thus, are quite robust.

- 3) ML performs much better than all the other algorithms and requires much less number of antennas M .

D. Scaling with the total Number of Users K_c

In this section, we investigate the dependence of the performance of the algorithms on the total number of users K_c . We again assume a CB of dimension $D_c = 100$, and $A_c = 200$ active users. We set the number of antennas $M = A_c = 200$ to guarantee a good performance for all the algorithm. We vary the total number of users in $K_c = \{2000, 4000\}$. Fig. 2 illustrates the simulation results. It is seen that the performance of NNLS (and that of the other algorithms) is not sensitive to the number of users K_c , as expected from the scaling law (the poly-logarithmic dependence on K_c) claimed in Theorem 4.

V. CORRELATED USER CHANNEL VECTORS

In this paper, we always assumed that the channel vector of all the users are spatially white (see also Remark 1). In this section, we repeat the simulations for spatially correlated channel vectors. We consider a simple case where the BS is equipped with a *Uniform Linear Array* (ULA) with M antennas. It is well-known that for the ULA, the spatial covariance matrix of the channel vectors becomes a Toeplitz matrix, which can be diagonalized approximately with the *Discrete Fourier Transform* (DFT) matrix such that the correlated channel vector $\mathbf{h} \in \mathbb{C}^M$ of a generic user can be written as $\mathbf{h} = \mathbf{F}_M \mathbf{w}$, where \mathbf{F}_M denotes the DFT matrix of order M with normalized columns and where $\mathbf{w} = (w_1, \dots, w_M)^T$ denotes a complex Gaussian vector with independent components $w_i \sim \mathcal{CN}(0, \beta_i)$, where $\sum_{i=1}^M \beta_i = \mathbb{E}[\|\mathbf{w}\|^2] = \mathbb{E}[\|\mathbf{h}\|^2] = M$. In a ULA, the i -th column of \mathbf{F}_M corresponds to the array response for a planar wave with the *angle of arrival* (AoA) $\theta_i = -\theta_{\max} + \frac{2(i-1)\theta_{\max}}{M}$, $i \in [M]$, where θ_{\max} denotes the maximum angle covered by the BS antennas, and where w_i denotes the contribution to the channel vector \mathbf{h} coming from those scatterers lying in the interval $\theta \in [\theta_i, \theta_{i+1})$. We refer to [28, 29] for further details.

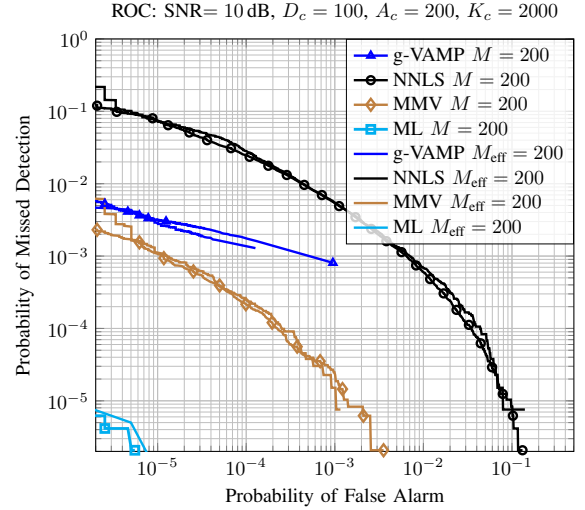


Fig. 3: Comparison of the performance of the algorithms for spatially white and spatially correlated channel vectors with the same effective number of antennas $M = 200$ (spatially white) and $M = 400$, $M_{\text{eff}} = 200$ (spatially correlated).

To create spatially correlated channel vectors, we will assume an angular block-sparse propagation model where

$$\beta_i = \begin{cases} \frac{M}{M_{\text{eff}}} & \text{for } i \in \{i_0, \dots, (i_0 + M_{\text{eff}} - 1) \bmod M\}, \\ 0 & \text{else where,} \end{cases}$$

such that only M_{eff} consecutive AoAs are active with i_0 denoting the index of the start of the block. As also mentioned in Remark 1 such a spatial correlation reduces the effective number of antennas from M to $M_{\text{eff}} < M$.

For the simulations, we assume that the start of the block $i_0 \in [M]$ is selected uniformly at random for each user. We also assume that $\frac{M_{\text{eff}}}{M} = 0.5$ such that the channel vector of each user has the normalized angular spread of 50% (compared with the whole angular spread $2\theta_{\max}$ of the array). Fig. 3 illustrates the simulation results. For the case of correlated channel vectors, we consider $M = 400$ antennas and 50% spatial correlation, which amounts to $M_{\text{eff}} = 200$ effective number of antennas. We compare the results with the case of spatially white channel vectors. It is seen from Fig. 3 that the results match very well, which confirms the fact that spatial correlation reduces the effective number of antennas (as stated in Remark 1).

VI. CONCLUSION

In this paper, we studied the problem of user activity detection in a massive MIMO setup, where the BS has $M \gg 1$ antennas. We showed that with a CB containing D_c signal dimensions one can stably estimate the activity of $A_c = O(D_c^2 / \log^2(\frac{K_c}{A_c}))$ active users in a set of K_c users, which is much larger than the previous bound $A_c = O(D_c)$ obtained via traditional compressed sensing techniques. In particular, in our proposed scheme one needs to pay only a poly-logarithmic penalty $O(\log^2(\frac{K_c}{A_c}))$ for increasing the number of potential users K_c , which makes it ideally suited for activity detection in IoT setups. We proposed low-complexity algorithms for activity

detection and provided numerical simulations to illustrate our results. We also compared the performance of our proposed activity detection algorithms with that of other competitive algorithms in the literature.

APPENDIX A PROOFS OF THE RESULTS

A. Derivation of the coordinate-wise ML Optimization

In this section, we derive a closed-form expression for the coordinate-wise optimization of the ML cost function $f(\gamma)$ in (7). Let $k \in [K_c]$ be the index of the selected coordinate and let us define $f_k(d) = f(\gamma + d\mathbf{e}_k)$ where \mathbf{e}_k denotes the k -th canonical basis with a single 1 at its k -th coordinate and zero elsewhere. Setting $\Sigma = \Sigma(\gamma) = \mathbf{A}\Gamma\mathbf{A}^H + \sigma^2\mathbf{I}_{D_c}$ where $\Gamma = \text{diag}(\gamma)$ and applying the well-known Sherman-Morrison rank-1 update identity [30] we obtain that

$$(\Sigma + d\mathbf{a}_k\mathbf{a}_k^H)^{-1} = \Sigma^{-1} - \frac{d\Sigma^{-1}\mathbf{a}_k\mathbf{a}_k^H\Sigma^{-1}}{1 + d\mathbf{a}_k^H\Sigma^{-1}\mathbf{a}_k}. \quad (26)$$

Using (26) and applying the well-known determinant identity

$$|\Sigma + d\mathbf{a}_k\mathbf{a}_k^H| = (1 + d\mathbf{a}_k^H\Sigma^{-1}\mathbf{a}_k)|\Sigma|, \quad (27)$$

we can simplify $f_k(d)$ as follows

$$f_k(d) = c + \log(1 + d\mathbf{a}_k^H\Sigma^{-1}\mathbf{a}_k) - \frac{\mathbf{a}_k^H\Sigma^{-1}\hat{\Sigma}_y\Sigma^{-1}\mathbf{a}_k}{1 + d\mathbf{a}_k^H\Sigma^{-1}\mathbf{a}_k}d \quad (28)$$

where $c = \log|\Sigma| + \text{tr}(\Sigma^{-1}\hat{\Sigma}_y)$ is a constant term independent of d . Note that from (28), $f_k(d)$ is well-defined only when $d > d_0 := -\frac{1}{\mathbf{a}_k^H\Sigma^{-1}\mathbf{a}_k}$. Taking the derivative of $f_k(d)$ yields

$$f'_k(d) = \frac{\mathbf{a}_k^H\Sigma^{-1}\mathbf{a}_k}{1 + d\mathbf{a}_k^H\Sigma^{-1}\mathbf{a}_k} - \frac{\mathbf{a}_k^H\Sigma^{-1}\hat{\Sigma}_y\Sigma^{-1}\mathbf{a}_k}{(1 + d\mathbf{a}_k^H\Sigma^{-1}\mathbf{a}_k)^2}.$$

The only solution of $f'_k(d)$ is given by

$$d^* = \frac{\mathbf{a}_k^H\Sigma^{-1}\hat{\Sigma}_y\Sigma^{-1}\mathbf{a}_k - \mathbf{a}_k^H\Sigma^{-1}\mathbf{a}_k}{(\mathbf{a}_k^H\Sigma^{-1}\mathbf{a}_k)^2}. \quad (29)$$

Note that $d^* \geq d_0 = -\frac{1}{\mathbf{a}_k^H\Sigma^{-1}\mathbf{a}_k}$, thus, one can check from (28) that f_k is indeed well-defined at $d = d^*$. Moreover, we can check from (28) that $\lim_{\epsilon \rightarrow 0^+} f_k(d_0 + \epsilon) = \lim_{d \rightarrow +\infty} f_k(d) = +\infty$, thus, $d = d^*$ must be the global minimum of $f_k(d)$ in (d_0, ∞) . Note that since after the update we have $\gamma_k \leftarrow \gamma_k + d$, to preserve the positivity of γ_k , the optimal update step d is in fact given by $\max\{d^*, -\gamma_k\}$ as illustrated in Algorithm 1.

B. Proof of Theorem 2

This follows from the *geodesic convexity* of the ML cost function $f(\gamma)$ [31] when $\mathbf{A}\Gamma\mathbf{A}^H$ spans the whole set of $D_c \times D_c$ PSD matrices. Here, we provide another simple proof.

Consider $\text{cone}(\mathcal{K}_c) = \{\sum_{k=1}^{K_c} \beta_k \mathbf{a}_k \mathbf{a}_k^H : \beta_k \geq 0\}$ as a sub-cone of PSD matrices $\mathcal{S}_{D_c}^+$ produced by the pilot sequences. By our assumption, $\text{cone}(\mathcal{K}_c)$ approximates the cones of $D_c \times D_c$ PSD matrices $\mathcal{S}_{D_c}^+$ very well. Let us first define

$$\mathcal{P}_{D_c} := \{\sigma^2 \mathbf{I}_{D_c} + \sum_{k=1}^{K_c} \beta_k \mathbf{a}_k \mathbf{a}_k^H : \beta_k \in \mathbb{R}_+\} \quad (30)$$

$$= \{\sigma^2 \mathbf{I}_{D_c} + \mathbf{C} : \mathbf{C} \in \text{cone}(\mathcal{K}_c)\} \quad (31)$$

$$\stackrel{(a)}{=} \sigma^2 \mathbf{I}_{D_c} + \mathcal{S}_{D_c}^+, \quad (32)$$

where in (a) we used the assumption that $\text{cone}(\mathcal{K}_c) \approx \mathcal{S}_{D_c}^+$. We also define $\mathcal{Q}_{D_c} = \mathcal{P}_{D_c}^{-1} := \{\mathbf{P}^{-1} : \mathbf{P} \in \mathcal{P}_{D_c}\}$. It is not difficult to check that

$$\mathcal{Q}_{D_c} = \{\mathbf{Q} \in \mathcal{S}_{D_c}^+ : \lambda_{\max}(\mathbf{Q}) \leq \frac{1}{\sigma^2}\}, \quad (33)$$

where λ_{\max} denotes the largest singular value of a matrix. Since λ_{\max} is a convex function over the convex set of PSD matrices $\mathcal{S}_{D_c}^+$, it results that \mathcal{Q}_{D_c} is indeed a convex subset of $\mathcal{S}_{D_c}^+$. Applying this change of variable, we can, therefore, write the ML estimation of γ equivalently as the following optimization problem

$$\mathbf{Q}^* = \arg \min_{\mathbf{Q} \in \mathcal{Q}_{D_c}} -\log|\mathbf{Q}| + \text{tr}(\mathbf{Q}\hat{\Sigma}_y). \quad (34)$$

Note that since $\mathbf{Q} \mapsto -\log|\mathbf{Q}| + \text{tr}(\mathbf{Q}\hat{\Sigma}_y)$ is a convex function of \mathbf{Q} and \mathcal{Q}_{D_c} is a convex set, (34) is a convex optimization problem, whose local minimizers are global minimizers as well. This implies that the ML cost function $f(\gamma)$ in (7) has only global minimizers.

C. Proof of Theorem 3

The proof follows by extending Theorem 1 in [18]. The key observation is that for a $\mathbf{u} \in \mathbb{C}^M$, the ℓ_2 norm $\|\mathbf{u}\|$ can be written as the output of the following optimization

$$\|\mathbf{u}\| = \min_{\mathbf{v} \in \mathbb{C}^M, \delta \in \mathbb{C}: \delta \mathbf{v} = \mathbf{u}} \frac{1}{2}(\|\mathbf{v}\|^2 + |\delta|^2). \quad (35)$$

In particular, $\|\mathbf{u}\| = |\delta^*|^2$, where s^* is the optimal solution of (35). Applying this argument to the rows of \mathbf{X} , we can write the $\ell_{2,1}$ norm of \mathbf{X} as follows

$$\|\mathbf{X}\|_{2,1} = \min_{\mathbf{V} \in \mathbb{C}^{K_c \times M}, \Delta \in \mathbb{D}: \Delta \mathbf{V} = \mathbf{X}} \frac{1}{2}(\|\mathbf{V}\|_F^2 + \|\Delta\|_F^2), \quad (36)$$

where \mathbb{D} denotes the space of $K_c \times K_c$ diagonal matrices with diagonal elements in \mathbb{C} , and where $\Delta = \text{diag}(\delta_1, \dots, \delta_{K_c}) \in \mathbb{D}$. In particular, $\|\mathbf{X}_{i,\cdot}\| = |\delta_i^*|^2$, where $\Delta^* = \text{diag}(\delta_1^*, \dots, \delta_{K_c}^*)$ is the optimal solution of (36). Replacing $\|\mathbf{X}\|_{2,1}$ with (36), we can transform the optimization problem (12) into

$$(\mathbf{V}^*, \Delta^*) = \arg \min_{\mathbf{V} \in \mathbb{C}^{K_c \times M}, \Delta \in \mathbb{D}} \frac{1}{\varrho \sqrt{M}} \sum_{k=1}^M \|\mathbf{A} \Delta \mathbf{V}_{:,k} - \mathbf{Y}_{:,k}\|_F^2 + \|\mathbf{V}\|_F^2 + \|\Delta\|_F^2. \quad (37)$$

For a fixed Δ , the minimizing \mathbf{V} as a function of Δ can be obtained via a least-square minimization, where after replacing the solution in (37) and applying the *matrix inversion lemma* [32] and further simplifications, we obtain the following optimization in terms of Δ

$$\Delta^* = \arg \min_{\Delta \in \mathbb{D}} \text{tr}\left(\frac{\Delta \Delta^H}{\sqrt{M}}\right) + \frac{1}{M} \sum_{k=1}^M \text{tr}\left((\mathbf{A} \frac{\Delta \Delta^H}{\sqrt{M}} \mathbf{A}^H + \varrho \mathbf{I}_m)^{-1} \mathbf{y}(t) \mathbf{y}(t)^H\right). \quad (38)$$

Note that this optimization can be reparameterized with $\mathbf{P} = \frac{\Delta\Delta^H}{\sqrt{M}} = \text{diag}(\frac{|\delta_1|^2}{\sqrt{M}}, \dots, \frac{|\delta_a|^2}{\sqrt{M}}) \in \mathbb{D}_+$, where \mathbb{D}_+ denotes the space of all $K_c \times K_c$ diagonal matrices with positive diagonal elements. Thus, we can write:

$$\begin{aligned} \mathbf{P}^* &= \arg \min_{\mathbf{P} \in \mathbb{D}_+} \text{tr}(\mathbf{P}) \\ &+ \frac{1}{M} \sum_{k=1}^M \text{tr}((\mathbf{A}\mathbf{P}\mathbf{A}^H + \varrho \mathbf{I}_m)^{-1} \mathbf{y}(t) \mathbf{y}(t)^H) \end{aligned} \quad (39)$$

Denoting by $\mathbf{P}^* = (p_1^*, \dots, p_a^*)$ the optimal solution of (39), we have the underlying relation $\frac{\|\mathbf{x}_{i,\cdot}^*\|}{\sqrt{M}} = \frac{|\delta_i^*|^2}{\sqrt{M}} = p_i^*$. This implies that the optimal solution γ^* in the statement of the theorem, is indeed the solution of the following convex optimization

$$\begin{aligned} \gamma^* &:= \arg \min_{\gamma \in \mathbb{D}_+} \sum_{i=1}^{K_c} \gamma_i + \text{tr}((\mathbf{A} \text{diag}(\gamma) \mathbf{A}^H + \varrho \mathbf{I}_m)^{-1} \hat{\Sigma}_{\mathbf{y}}) \\ &= \arg \min_{\gamma \in \mathbb{D}_+} \text{tr}(\mathbf{\Gamma}) + \text{tr}((\mathbf{A} \mathbf{\Gamma} \mathbf{A}^H + \varrho \mathbf{I}_{D_c})^{-1} \hat{\Sigma}_{\mathbf{y}}), \end{aligned}$$

where we replaced $\hat{\Sigma}_{\mathbf{y}} = \frac{1}{M} \mathbf{Y} \mathbf{Y}^H = \frac{1}{M} \sum_{k=1}^M \mathbf{Y}_{:,k} \mathbf{Y}_{:,k}^H$ and defined $\mathbf{\Gamma} = \text{diag}(\gamma)$. This completes the proof.

D. Proof of the Recovery Guarantee for NNLS, Theorem 4

Let $\{\mathbf{A}_k := \mathbf{a}_k \mathbf{a}_k^H\}_{k=1}^{K_c}$ be the rank-1 matrices generated by the pilots sequences of the users. We consider the noisy model $\hat{\Sigma}_{\mathbf{y}} = \sum_{k=1}^{K_c} \gamma_k^\circ \mathbf{A}_k + \mathbf{D}$ where $\gamma^\circ = (\gamma_1^\circ, \dots, \gamma_{K_c}^\circ) \in \mathbb{R}_+^{K_c}$ denotes the unknown activity pattern of the users to be estimated. We assume that γ° is potentially s -sparse or compressible (well-approximated by sparse vectors) and \mathbf{D} is a residual error matrix. In particular, the vectorized problem is:

$$\hat{\sigma}_{\mathbf{y}} = \text{vec}(\hat{\Sigma}_{\mathbf{y}}) =: \mathbb{A} \gamma^\circ + \mathbf{d}. \quad (40)$$

where $\mathbf{d} = \text{vec}(\mathbf{D})$, $\gamma^* \in \mathbb{R}_+^{K_c}$ and \mathbb{A} is a $D_c^2 \times K_c$ matrix whose k -th column is given by $\text{vec}(\mathbf{a}_k \mathbf{a}_k^H)$. We are interested in the behavior of the NNLS solution (16) for a given sparsity parameter s , typically taken as number of active users A_c . To cover also the more general compressible regime we define the ℓ_1 -error of its best s -sparse approximation to γ° as:

$$\sigma_s(\gamma^\circ)_1 = \min_{\|\gamma\|_0 \leq s} \|\gamma^\circ - \gamma\|_1 \quad (41)$$

The motivation of directly using the unregularized NNLS for recovery comes from the self-regularizing property of matrices \mathbb{A} having simultaneously the \mathcal{M}^+ -criterion (its “row span intersects the positive orthant”) and the ℓ_2 -robust null space property of order s (s -NSP) (details see, [5]).

First of all, we consider also complex-valued pilot sequences \mathbf{a}_k such that the columns $\text{vec}(\mathbf{a}_k \mathbf{a}_k^H)$ of \mathbb{A} are complex-valued as well. The following generic recovery result for the NNLS has been shown in [5, Theorem 1] (it has been formulated for the real setting but it holds for complex matrices as well). First, the row span of the complex $D_c^2 \times K_c$ -matrix \mathbb{A} intersects the positive orthant (called as \mathcal{M}^+ -criterion in [5]) since for $\mathbf{t} = t \cdot \text{vec}(\mathbb{I}_{D_c}) \in \mathbb{R}^{D_c^2}$ with $t > 0$ (giving $\|\mathbf{t}\|_2^2 = t^2 D_c$) we get the strictly (element-wise) positive vector:

$$\mathbf{w} := \mathbb{A}^H \mathbf{t} = t \cdot \mathcal{A}^*(\mathbb{I}_{D_c}) = \{t \cdot \|\mathbf{a}_k\|_2^2\}_{k=1}^{K_c} = t D_c \cdot \mathbf{1} > 0$$

Here we used $\|\mathbf{a}_k\|_2^2 = D_c$ which is fulfilled when each \mathbf{a}_k has unit-magnitude entries. Since this vector is optimally conditioned and allows us to easily use the existing results in [5] also for the case $p \geq 1$ without extending the proofs (please check here the proof of [5, Theorem 3] for the case where \mathbf{W} is a multiple of the identity - in this case [5, Lemma 1] is not necessary). Assume for now that \mathbb{A} additionally has the ℓ_q -robust nullspace property (ℓ_q -NSP) of order s with parameters $\rho \in (0, 1)$ and $\tau > 0$ with respect to the ℓ_2 -norm (on $\mathbb{C}^{D_c^2}$), meaning that:

$$\|\mathbf{v}_S\|_q \leq \frac{\rho}{s^{1-1/q}} \|\mathbf{v}_S\|_1 + \tau \|\mathbb{A} \mathbf{v}\|_2 \quad \forall \mathbf{v} \in \mathbb{R}^{K_c} \quad (42)$$

holds for all subsets $S \subset [K_c]$ with $|S| \leq s$. We will show below that this indeed the case with high probability for $q = 2$. As also well-known (see the discussion yielding [33, Theorem 4.25]), ℓ_q -NSP with respect to a norm $\|\cdot\|$ implies ℓ_p -NSP with respect to $s^{\frac{1}{p}-\frac{1}{q}} \|\cdot\|$ with the same parameters (ρ, τ) for $1 \leq p \leq q$.

Note here that, although we consider complex matrices, the vector \mathbf{v} is real-valued. We conclude then from [5, Theorem 3] (and its corresponding straightforward extension to $1 \leq p \leq q$) for the choice $t = 1/D_c$ that (since in our case then $\kappa = 1$ and, using notation in [5], $\|\mathbf{W}\| = 1/(t D_c) = 1$), that the solution γ^* of the NNLS (16) obeys:

$$\|\gamma^\circ - \gamma^*\|_p \leq \frac{2C}{s^{1-\frac{1}{p}}} \sigma_s(\gamma^\circ)_1 + \frac{2D}{s^{\frac{1}{q}-\frac{1}{p}}} \left(\frac{1}{D_c} + \tau \right) \|\mathbf{d}\|_2 \quad (43)$$

with $C = \frac{(1+\rho)^2}{1-\rho}$ and $D = \frac{3+\rho}{1-\rho}$. This argumentation is already sufficient to replace regular ℓ_1 -minimization with NNLS.

The essential main task here is now to establish that the nullspace property for the random matrix \mathbb{A} holds with high probability for the desired sampling rates. To this end, we will restrict to those measurements which are related to the isotropic part of \mathbb{A} . More precisely, first define the “centered” matrices $\mathbf{A}_k^\circ := \mathbf{a}_k \mathbf{a}_k^H - \mathbb{I}_{D_c}$. Now it easy to check that if \mathbf{a}_k has independent and unit magnitude entries it follows that for all complex matrices \mathbf{Z} it holds:

$$\mathbb{E}|\langle \mathbf{A}_k^\circ, \mathbf{Z} \rangle|^2 = \mathbb{E}|\langle \mathbf{a}_k, \mathbf{Z} \mathbf{a}_k \rangle - \text{tr}(\mathbf{Z})|^2 = \|\mathbf{Z}\|_F^2 \quad (44)$$

meaning that $\text{vec}(\mathbf{A}_k^\circ)$ is a complex-isotropic random vector. Furthermore, this special structure gives us the inequality:

$$\|\mathbb{A} \mathbf{v}\|_2^2 = \|\mathbb{A}^\circ \mathbf{v}\|_2^2 + D_c |\langle \mathbf{1}_{K_c}, \mathbf{v} \rangle|^2 \geq \|\mathbb{A}^\circ \mathbf{v}\|_2^2 \quad (45)$$

where \mathbb{A}° is the corresponding matrix having the “centered” columns $\text{vec}(\mathbf{A}_k^\circ)$. Indeed, the inequality above is tight since already 2-sparse vectors can be orthogonal to $\mathbf{1}_{K_c}$. This implies, that if the matrix \mathbb{A}° has ℓ_p -NSP then also \mathbb{A} has ℓ_p -NSP with the same parameters.

To establish the NSP of \mathbb{A}° we shall make use of existing RIP results for the real-valued matrices with independent isotropic and heavy-tailed columns. Therefore, let us consider the equivalent real matrix $\mathbb{A}^R := [\text{Re}(\mathbb{A}^\circ); \text{Im}(\mathbb{A}^\circ)] \in \mathbb{R}^{2D_c^2 \times K_c}$ and denote its k -th column by $\text{vec}(\mathbf{A}_k^R) \in \mathbb{R}^{2D_c^2}$ where $\mathbf{A}_k^R := \text{Re}(\mathbf{A}_k^\circ) + i \cdot \text{Im}(\mathbf{A}_k^\circ)$. For any real matrix \mathbf{Z} we have

$$\begin{aligned} \mathbb{E}|\langle \mathbf{A}_k^R, \mathbf{Z} \rangle|^2 &= \mathbb{E}(|\text{Re}(\langle \mathbf{A}_k^\circ, \mathbf{Z} \rangle)|^2 + |\text{Im}(\langle \mathbf{A}_k^\circ, \mathbf{Z} \rangle)|^2) \\ &= \mathbb{E}|\langle \mathbf{A}_k^\circ, \mathbf{Z} \rangle|^2 \stackrel{(44)}{=} \|\mathbf{Z}\|_F^2 \end{aligned} \quad (46)$$

Thus, the real matrix \mathbb{A}^R has (real-)isotropic and independent columns with subexponential marginals. We adopt a normalization $\lambda > 0$ such that we have $\mathbb{E} \exp(|\langle \lambda \mathbb{A}_k^o, \mathbf{Z} \rangle|) \leq 2$. More precisely, from the inequality [34, Lemma 2.5] we have that the subexponential norm ($\|\mathbf{x}\|_{\psi_1} = \inf\{K \geq 0 : \mathbb{E} \exp(|\mathbf{x}|/K) \leq 2\}$) is controlled by the second moment, i.e., there is a universal constant λ such that for all \mathbf{Z} with $\|\mathbf{Z}\|_F = 1$ we have:

$$\|\langle \lambda \mathbb{A}_k^R, \mathbf{Z} \rangle\|_{\psi_1} \leq (\mathbb{E} |\langle \mathbb{A}_k^R, \mathbf{Z} \rangle|^2)^{1/2} = 1 \quad (47)$$

Using this normalization, a general ℓ_2 -RIP statement for a matrix $\frac{\lambda}{\sqrt{m}} \mathbb{A}^R$ has been shown in [22, 23]. Define the restricted isometry constant

$$\delta_{2s} := \sup_{0 < \|\mathbf{v}\|_0 \leq 2s} \left| \frac{\|\lambda \mathbb{A}^R \mathbf{v}\|_2^2}{m \|\mathbf{v}\|_2^2} - 1 \right| \quad (48)$$

If $\delta_{2s} \in [0, 1)$ the matrix $\frac{\lambda}{\sqrt{m}} \mathbb{A}^R$ has ℓ_2 -RIP of order $2s$. Furthermore, if even $\delta_{2s} < 4/\sqrt{41} \approx 0.62$ then $\frac{\lambda}{\sqrt{m}} \mathbb{A}^R$ has the ℓ_2 -robust NSP of order s with parameters with $\rho = \delta_{2s}/(\sqrt{1 - \delta_{2s}^2} - \delta_{2s}/4)$ and $\tau' = \sqrt{1 + \delta_{2s}}/(\sqrt{1 - \delta_{2s}^2} - \delta_{2s}/4)$ [33, Theorem 6.13]. We use now [23, Theorem 1, case 2, $\alpha = 1$]. Assume $8/\delta \leq K_c \leq c s \exp(cs\sqrt{m}/2)$ (for example take $K_c \geq 16$ to have some feasible $\delta \leq 4/\sqrt{41}$; for the constant c , see [22])) and set the sparsity parameter to the following integer part:

$$2s = \left\lfloor \frac{\delta^2}{c'} \log \left[\frac{c' K_c}{\delta^2 m} \right] \right\rfloor \quad (49)$$

then, according to mention result in [23] it holds that $\mathbb{P}\{\delta_{2s} \leq \delta\} \geq 1 - 2^{-9\delta}$ (c' is the constant C^2 in [23]). Furthermore for $m \geq c's/\delta^2$ this can be rearranged to:

$$D_c(D_c - 1) = m \geq c' \delta^{-2} s \log^2(K_c/s) \quad (50)$$

Therefore for all $\mathbf{v} \in \mathbb{R}^{K_c}$ and all subsets $S \subset [K_c]$ with $|S| \leq s$ is holds:

$$\begin{aligned} \|\mathbf{v}_S\|_2 &\leq \frac{\rho}{\sqrt{s}} \|\mathbf{v}_S\|_1 + \frac{\tau' \lambda}{\sqrt{m}} \|\mathbb{A}^R \mathbf{v}\|_2 \\ &= \frac{\rho}{\sqrt{s}} \|\mathbf{v}_S\|_1 + \frac{\tau' \lambda}{\sqrt{m}} \|\mathbb{A}^o \mathbf{v}\|_2 \\ &\stackrel{(45)}{\leq} \frac{\rho}{\sqrt{s}} \|\mathbf{v}_S\|_1 + \frac{\tau' \lambda}{\sqrt{m}} \|\mathbb{A} \mathbf{v}\|_2 \end{aligned} \quad (51)$$

with $\rho \leq \delta/(\sqrt{1 - \delta^2} - \delta/4)$ and $\tau' \leq \sqrt{1 + \delta}/(\sqrt{1 - \delta^2} - \delta/4)$. Summarizing, ℓ_2 -RIP of order $2s$ for $\frac{\lambda}{\sqrt{m}} \mathbb{A}^R$ implies ℓ_2 -NSP of \mathbb{A} of order s with parameters ρ and $\tau = \tau' \lambda / \sqrt{m}$.

Finally, let us write (43) for the case $q = 2$ (therefore $1 \leq p \leq 2$) in a more convinient form since $m = D_c(D_c - 1)$:

$$\begin{aligned} \|\gamma^\circ - \gamma^*\|_p &\stackrel{(43)}{\leq} \frac{2C}{s^{1-\frac{1}{p}}} \sigma_s(\gamma^\circ)_1 + \frac{2D}{s^{\frac{1}{2}-\frac{1}{p}}} (1 + D_c \tau) \frac{\|\mathbf{d}\|_2}{D_c} \\ &= \frac{2C}{s^{1-\frac{1}{p}}} \sigma_s(\gamma^\circ)_1 + \frac{2D}{s^{\frac{1}{2}-\frac{1}{p}}} \left(1 + \frac{\lambda \tau' \sqrt{D_c}}{\sqrt{D_c - 1}} \right) \frac{\|\mathbf{d}\|_2}{D_c} \end{aligned} \quad (52)$$

which is (18).

E. Analysis of Error of the Sample Covariance Matrix

We first consider the simple case where $\{\mathbf{y}(t) : t \in [M]\}$, are M i.i.d. realization of a D_c -dim complex Gaussian vector with zero mean $\mathbb{E}[\mathbf{w}(t)] = \mathbf{0}$ and a diagonal covariance matrix $\Sigma_{\mathbf{y}} = \mathbb{E}[\mathbf{y}(t)\mathbf{y}(t)^H] = \text{diag}(\beta)$, thus, $y_i(t) \sim \mathcal{CN}(0, \beta_i)$, $i \in [D_c]$. Let us denote by $\Delta = \hat{\Sigma}_{\mathbf{y}} - \Sigma_{\mathbf{y}}$ be the deviation of the sample covariance matrix from its mean. Note that the (i, j) component of Δ is given by

$$\Delta_{ij} = \frac{1}{M} \sum_{t \in [M]} y_i(t) y_j^*(t) - \beta_i \delta_{ij} \quad (53)$$

where $\delta_{ij} = \mathbb{I}_{\{i=j\}}$ denotes the discrete delta function. Note that $\mathbb{E}[\Delta_{ij}] = 0$ for all i, j . Moreover, since $\Delta_{i,j}$ is the average of M i.i.d. terms, $\{y_i(t) y_j^*(t) - \beta_i \delta_{ij} : t \in [M]\}$, we have

$$\mathbb{E}[|\Delta_{ij}|^2] = \frac{\mathbb{E}[|y_i(t) y_j^*(t) - \beta_i \delta_{ij}|^2]}{M}. \quad (54)$$

For $i \neq j$, we have that

$$\begin{aligned} \mathbb{E}[|y_i(t) y_j(t)^* - \beta_i \delta_{i,j}|^2] &= \mathbb{E}[|y_i(t) y_j(t)^*|^2] \\ &\stackrel{(a)}{=} \mathbb{E}[|y_i(t)|^2] \mathbb{E}[|y_j(t)|^2] \\ &= \beta_i \beta_j, \end{aligned} \quad (55)$$

where in (a) we used the independence of the different components of $\mathbf{y}(t)$. Also, for $i = j$, we have that

$$\begin{aligned} \mathbb{E}[|y_i(t) y_j(t)^* - \beta_i \delta_{i,j}|^2] &= \mathbb{E}[|y_i(t)|^2 - \beta_i]^2 \\ &= \mathbb{E}[|y_i(t)|^4] - 2\beta_i \mathbb{E}[|y_i(t)|^2] + \beta_i^2 \\ &\stackrel{(a)}{=} 2\mathbb{E}[|y_i(t)|^2]^2 - 2\beta_i^2 + \beta_i^2 \\ &= 2\beta_i^2 - 2\beta_i^2 + \beta_i^2 = \beta_i^2, \end{aligned} \quad (56)$$

where in (a) we used the identity $\mathbb{E}[|y_i(t)|^4] = 2\mathbb{E}[|y_i(t)|^2]^2$ for complex Gaussian random variables. Overall, from (55) and (56), we can write $\mathbb{E}[|\Delta_{ij}|^2] = \frac{\beta_i \beta_j}{M}$. Thus, we have that

$$\begin{aligned} \mathbb{E}[\|\Delta\|_F^2] &= \sum_{i,j} \mathbb{E}[|\Delta_{ij}|^2] = \frac{\sum_{i,j} \beta_i \beta_j}{M} \\ &= \frac{(\sum \beta_i)^2}{M} = \frac{\text{tr}(\Sigma_{\mathbf{y}})^2}{M}. \end{aligned} \quad (57)$$

Remark 3: It is worthwhile to mention that although (57) was derived under the Gaussianity of the observations $\{\mathbf{y}(t) : t \in [M]\}$, the result can be easily modified for general distribution of the components of $\mathbf{y}(t)$. More specifically, let us define

$$\max_i \frac{\mathbb{E}[|y_i(t)|^4]}{\mathbb{E}[|y_i(t)|^2]^2} =: \varsigma < \infty. \quad (58)$$

Then, using (55) and applying (58) to (56), we can obtain the following upper bound

$$\mathbb{E}[\|\Delta\|_F^2] \leq \max\{\varsigma - 1, 1\} \times \frac{\sum_{i,j} \beta_i \beta_j}{M} \quad (59)$$

$$\leq \max\{\varsigma - 1, 1\} \times \frac{\text{tr}(\Sigma_{\mathbf{y}})^2}{M}, \quad (60)$$

which is equivalent to (57) up to the constant multiplicative factor $\max\{\varsigma - 1, 1\}$. \diamond

In practice, $\|\Delta\|_F^2$ concentrates very well around its mean $\mathbb{E}[\|\Delta\|_F^2]$. Therefore, the deviation between the true and empirical covariance matrix can be approximated by

$$\|\hat{\Sigma}_y - \Sigma_y\|_F \simeq \frac{\text{tr}(\Sigma_y)}{\sqrt{M}}. \quad (61)$$

Now, assume that the covariance matrix Σ_y is not in a diagonal form and let $\Sigma_y = \mathbf{U} \text{diag}(\beta) \mathbf{U}^H$ be the Singular Value Decomposition (SVD) of Σ_y . By multiplying all the vectors $\mathbf{y}(t)$ by the orthogonal matrix \mathbf{U}^H to whiten them and noting the fact that multiplying by \mathbf{U}^H does not change the Frobenius norm of a matrix, we can see that (61) holds true in general also for non-diagonal covariance matrices.

APPENDIX B ACKNOWLEDGEMENT

The authors would like to thank R. Kueng for inspiring discussions and helpful comments. P.J. is supported by DFG grant JU 2795/3.

REFERENCES

- [1] S. Haghighatshoar, P. Jung, and G. Caire, “Improved scaling law for activity detection in massive mimo systems,” in *2018 IEEE International Symposium on Information Theory (ISIT)*, 2018.
- [2] D. Tse and P. Viswanath, *Fundamentals of wireless communication*. Cambridge university press, 2005.
- [3] C. Bockelmann, “Compressive sensing based multi-user detection for machine-to-machine communication,” *Trans. on Emerging Telecommunications Technologies*, vol. 24, no. 4, pp. 389–400, 2013. [Online]. Available: <http://onlinelibrary.wiley.com/doi/10.1002/ett.2633/full>
- [4] V. Boljanovic, D. Vukobratovic, P. Popovski, and C. Stefanovic, “User activity detection in massive random access: Compressed sensing vs. coded slotted aloha,” *arXiv preprint arXiv:1706.09918*, 2017.
- [5] R. Kueng and P. Jung, “Robust Nonnegative Sparse Recovery and the Nullspace Property of 0/1 Measurements,” *IEEE Trans. Inf. Theory*, vol. pp, 2017. [Online]. Available: <http://ieeexplore.ieee.org/document/8022909>
- [6] L. Liu and W. Yu, “Massive connectivity with massive mimo - part i: Device activity detection and channel estimation,” *IEEE Transactions on Signal Processing*, vol. 66, no. 11, pp. 2933–2946, June 2018.
- [7] Z. Chen, F. Sahrabi, and W. Yu, “Sparse activity detection for massive connectivity,” *arXiv preprint arXiv:1801.05873*, 2018.
- [8] T. L. Marzetta, “Noncooperative cellular wireless with unlimited numbers of base station antennas,” *IEEE Trans. on Wireless Commun.*, vol. 9, no. 11, pp. 3590–3600, Nov. 2010.
- [9] C. Wang, O. Y. Bursalioglu, H. Papadopoulos, and G. Caire, “On-the-fly large-scale channel-gain estimation for massive antenna-array base stations,” 2018.
- [10] R. A. Fisher, “On the mathematical foundations of theoretical statistics,” *Philosophical Transactions of the Royal Society of London. Series A, Containing Papers of a Mathematical or Physical Character*, pp. 309–368, 1922.
- [11] J. Neyman, *Su un teorema concernente le cosiddette statistiche sufficienti*. Istituto Italiano degli Attuari, 1936.
- [12] G. Casella and R. L. Berger, *Statistical inference*. Duxbury Pacific Grove, CA, 2002, vol. 2.
- [13] C. Carathéodory, “Über den variabilitätsbereich der koeffizienten von potenzreihen, die gegebene werte nicht annehmen,” *Mathematische Annalen*, vol. 64, no. 1, pp. 95–115, 1907.
- [14] D. L. Donoho, “Compressed sensing,” *Information Theory, IEEE Transactions on*, vol. 52, no. 4, pp. 1289–1306, 2006.
- [15] E. J. Candes and T. Tao, “Near-optimal signal recovery from random projections: Universal encoding strategies?” *Information Theory, IEEE Transactions on*, vol. 52, no. 12, pp. 5406–5425, 2006.
- [16] J. A. Tropp, A. C. Gilbert, and M. J. Strauss, “Algorithms for simultaneous sparse approximation. part i: Greedy pursuit,” *Signal Processing*, vol. 86, no. 3, pp. 572–588, 2006.
- [17] K. Lee, Y. Bresler, and M. Junge, “Subspace methods for joint sparse recovery,” *Information Theory, IEEE Transactions on*, vol. 58, no. 6, pp. 3613–3641, 2012.
- [18] C. Steffens, M. Pesavento, and M. E. Pfetsch, “A compact formulation for the $\ell_{2,1}$ mixed-norm minimization problem,” in *Acoustics, Speech and Signal Processing (ICASSP), 2017 IEEE International Conference on*. IEEE, 2017, pp. 4730–4734.
- [19] S. P. Boyd, L. El Ghaoui, E. Feron, and V. Balakrishnan, *Linear matrix inequalities in system and control theory*. SIAM, 1994, vol. 15.
- [20] M. Slawski, M. Hein *et al.*, “Non-negative least squares for high-dimensional linear models: Consistency and sparse recovery without regularization,” *Electronic Journal of Statistics*, vol. 7, pp. 3004–3056, 2013.
- [21] X. Song, S. Haghighatshoar, and G. Caire, “A scalable and statistically robust beam alignment technique for mm-wave systems,” *arXiv preprint arXiv:1708.09433*, 2017.
- [22] R. Adamczak, A. E. Litvak, A. Pajor, and N. Tomczak-Jaegermann, “Restricted Isometry Property of Matrices with Independent Columns and Neighborly Polytopes by Random Sampling,” *Constructive Approximation*, vol. 34, no. 1, pp. 61–88, 2011.
- [23] O. Guédon, A. E. Litvak, A. Pajor, and N. Tomczak-Jaegermann, “Restricted isometry property for random matrices with heavy-tailed columns,” *Comptes Rendus Mathématique*, vol. 352, no. 5, pp. 431–434, 2014.
- [24] S. Dirksen, G. Lecué, and H. Rauhut, “On the gap between RIP-properties and sparse recovery conditions,” pp. 1–15, 2015. [Online]. Available: <http://arxiv.org/abs/1504.05073>
- [25] H. V. Poor, *An introduction to signal detection and estimation*. Springer Science & Business Media, 2013.
- [26] J. Kim, W. Chang, B. Jung, D. Baron, and J. C. Ye, “Belief propagation for joint sparse recovery,” *arXiv preprint arXiv:1102.3289*, 2011.
- [27] J. Ziniel and P. Schniter, “Efficient high-dimensional inference in the multiple measurement vector problem,” *IEEE Transactions on Signal Processing*, vol. 61, no. 2, pp. 340–354, 2013.
- [28] S. Haghighatshoar and G. Caire, “Massive mimo channel subspace estimation from low-dimensional projections,” *IEEE Transactions on Signal Processing*, vol. 65, no. 2, pp. 303–318, 2017.
- [29] —, “Low-complexity massive mimo subspace estimation and tracking from low-dimensional projections,” *IEEE Transactions on Signal Processing*, vol. 66, no. 7, pp. 1832–1844, 2016.
- [30] J. Sherman and W. J. Morrison, “Adjustment of an inverse matrix corresponding to a change in one element of a given matrix,” *The Annals of Mathematical Statistics*, vol. 21, no. 1, pp. 124–127, 1950.
- [31] A. Wiesel, “Geodesic convexity and covariance estimation,” *IEEE Transactions on Signal Processing*, vol. 60, no. 12, p. 6182, 2012.
- [32] W. W. Hager, “Updating the inverse of a matrix,” *SIAM review*, vol. 31, no. 2, pp. 221–239, 1989.
- [33] S. Foucart and H. Rauhut, “A mathematical introduction to compressive sensing,” *Appl. Numer. Harmon. Anal. Birkhäuser*, 2013.
- [34] R. Adamczak, A. E. Litvak, A. Pajor, and N. Tomczak-Jaegermann, “Sharp bounds on the rate of convergence of the empirical covariance matrix,” *Comptes Rendus ...*, no. 1, pp. 1–6, 2010.