

Deterministic transfer of an unknown qutrit state assisted by the low- Q microwave resonators

Tong Liu, Yang Zhang, Chang-Shui Yu*, Wei-Ning Zhang

*School of Physics and Optoelectronic Technology, Dalian University of Technology,
Dalian 116024, China*

Abstract

Qutrits (i.e., three-level quantum systems) can be used to achieve many quantum information and communication tasks due to their large Hilbert spaces. In this work, we propose a scheme to transfer an unknown quantum state between two flux qutrits coupled to two superconducting coplanar waveguide resonators. The quantum state transfer can be deterministically achieved without measurements. Because resonator photons are virtually excited during the operation time, the decoherences caused by the resonator decay and the unwanted inter-resonator crosstalk are greatly suppressed. Moreover, our approach can be adapted to other solid-state qutrits coupled to circuit resonators. Numerical simulations show that the high-fidelity transfer of quantum state between the two qutrits is feasible with current circuit QED technology.

Keywords: Qutrits, quantum state transfer, circuit QED

1. Introduction

Circuit quantum electrodynamics (QED), consisting of microwave resonators and superconducting (SC) qubits (i.e., two-level quantum systems), is considered as one of the most promising candidates for quantum information processing (QIP) [1–4] and quantum simulations [5–8]. SC qubits have been employed as a testing platform for quantum computation and

*Corresponding author

Email address: quaninformation@sina.com (Chang-Shui Yu)

QIP due to their significantly increased coherence times, controllability, scalability, and interfaceability [9–17]. SC qubits based on Josephson junctions are mesoscopic element circuits like “artificial atoms”, with multiple discrete energy levels whose spacings can be rapidly adjusted by varying external control parameters (e.g., magnetic flux applied to the superconducting loop of a superconducting phase, transmon, Xmon, or flux qubit; see, e.g., [11, 18–20]). In circuit QED, the third level of SC artificial atom has already been used to implement a number of fundamental tasks in QIP [15, 21–29], and the leakage errors of a SC qutrit have been efficiently reduced in experiments [30]. Furthermore, the preparation of a ground state [31, 32] or an arbitrary three level superposition state [33] for a SC qutrit has also been demonstrated.

On the other hand, quantum state transfer is an essential primitive in QIP and quantum communication. Over the past years, a great many of theoretical proposals have been proposed for realizing SC qubit-to-qubit quantum state transfer based on cavity/circuit QED [34–43]. Moreover, the quantum state transfer between the SC qubits has been experimentally demonstrated in circuit QED. For instance, Refs. [44–46] experimentally demonstrated quantum state transfer between two SC qubits through a resonator. Ref. [47] realized the SC qubit-to-qubit quantum state transfer assisted with SC microwave resonators. In these proposals, the resonator acts as a quantum data bus to mediate long-range and fast interaction between SC qubits.

The transmission of an unknown quantum state between two solid-state qutrits is still an open problem in QIP. Hitherto, the previous works are mainly focused on the quantum state transfer from one qubit to another qubit [34–47]. Few proposals are related to quantum state transfer between qutrits and there is no experimental study is reported for the qutrit-to-qutrit quantum state transfer in circuit QED. Recently, the probabilistic transfer of qutrit state between particles via a spin chain has been presented [48], and a method has been proposed for deterministic transfer of a qutrit state assisted by the high- Q microwave resonators [49]. In this paper, we propose a scheme to achieve an unknown quantum state transfer between two flux qutrits coupled to two SC coplanar waveguide resonators (Fig. 1). The three levels of qutrit j are denoted as $|g\rangle_j$, $|e\rangle_j$ and $|f\rangle_j$ ($j = 1, 2$) [Fig. 2]. The quantum state transfer from qutrit 1 to qutrit 2 is expressed as

$$(\alpha|g\rangle_1 + \beta|e\rangle_1 + \gamma|f\rangle_1) |g\rangle_2 \rightarrow |g\rangle_1 (\alpha|g\rangle_2 + \beta|e\rangle_2 + \gamma|f\rangle_2), \quad (1)$$

where α , β and γ are the normalized complex numbers; the subscripts 1 and 2 represent qutrits 1 and 2.

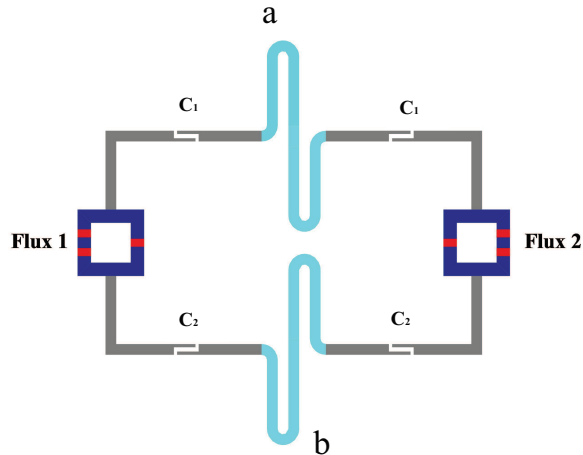


Figure 1: Setup of two flux qutrits (blue squares) coupled to two resonators via capacitances C_1 and C_2 . The flux qutrits can be other types of solid-state qutrit, such as a quantum dot or a superconducting phase qutrit.

This proposal has the following features and advantages: (i) The quantum state can be deterministically transferred without measurements; (ii) Because the resonator photons are virtually excited for during the operation time, the decoherences caused by the resonator decay and the unwanted inter-resonator crosstalk are greatly suppressed; (iii) This approach is quite general because it can be applied to accomplish the same task with other solid-state qutrits coupled to circuit resonators; (iv) Through the numerical analysis, we discuss the possible experimental implementation of our proposal and show that the average fidelity could reach 99.2%.

This paper is organized as follows. In Sec. 2, we show how to transfer an unknown state between two SC flux qutrits. In Sec. 3, we discuss the possible experimental implementation of our proposal and numerically calculate the operational fidelity for transferring the state from flux qutrit 1 to qutrit 2. A concluding summary is given in Sec. 4.

2. Quantum state transfer between two qutrits

Consider a system which consists of two flux qutrits connected by two resonators [Fig. 1]. As shown in Fig. 2 (a,b), resonator a (b) is off-resonantly coupled to the $|g\rangle \leftrightarrow |e\rangle$ ($|g\rangle \leftrightarrow |f\rangle$) transition of qutrit j with a coupling

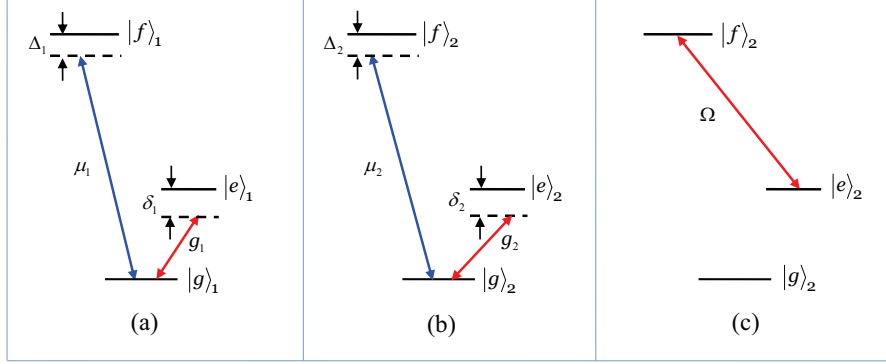


Figure 2: (a) Resonator a (b) is far-off resonant with $|g\rangle \leftrightarrow |e\rangle$ ($|g\rangle \leftrightarrow |f\rangle$) transition of qutrit 1 with coupling strength g_1 (μ_1) and detuning δ_1 (Δ_1). (b) Resonator a (b) is far-off resonant with $|g\rangle \leftrightarrow |e\rangle$ ($|g\rangle \leftrightarrow |f\rangle$) transition of qutrit 2 with coupling strength g_2 (μ_2) and detuning δ_2 (Δ_2). (c) The microwave pulse is resonant with the $|e\rangle \leftrightarrow |f\rangle$ transition of qutrit 2, with a Rabi frequency Ω .

constant g_j (μ_j). Here, $j = 1, 2$. Suppose that qutrit 1 is initially in an unknown state $(\alpha|g\rangle_1 + \beta|e\rangle_1 + \gamma|f\rangle_1)$, qutrit 2 is in the state $|g\rangle_2$ and two resonators are in the vacuum state $|0\rangle_a|0\rangle_b$. In the interaction picture, the Hamiltonian of the whole system can be written as (in units of $\hbar = 1$)

$$H_{I,1} = \sum_{j=1}^2 g_j (e^{i\delta_j t} a \sigma_{eg,j}^+ + h.c.) + \sum_{j=1}^2 \mu_j (e^{i\Delta_j t} b \sigma_{fg,j}^+ + h.c.), \quad (2)$$

where $\sigma_{eg,j}^+ = |e\rangle_j \langle g|$, $\sigma_{fg,j}^+ = |f\rangle_j \langle g|$, $\delta_j = \omega_{eg,j} - \omega_a$, and $\Delta_j = \omega_{fg,j} - \omega_b$ ($j = 1, 2$). Here, $\omega_{eg,j}$ ($\omega_{fg,j}$) is the $|g\rangle \leftrightarrow |e\rangle$ ($|g\rangle \leftrightarrow |f\rangle$) transition frequency of qutrit j and ω_a (ω_b) is the frequency of resonator a (b).

Consider the large detuning conditions $\delta_j \gg g_j$ and $\Delta_j \gg \mu_j$. It is straightforward to show that the Hamiltonian (2) changes to (for details, see

Ref. [50])

$$\begin{aligned}
H_{eff} &= \sum_{j=1}^2 \frac{g_j^2}{\delta_j} (aa^\dagger|e\rangle_j\langle e| - a^\dagger a|g\rangle_j\langle g|) + \sum_{j=1}^2 \frac{\mu_j^2}{\Delta_j} (bb^\dagger|f\rangle_j\langle f| - b^\dagger b|g\rangle_j\langle g|) \\
&+ \sum_{j=1}^2 \frac{g_j\mu_j}{2} \left(\frac{1}{\delta_j} + \frac{1}{\Delta_j} \right) [a^\dagger b \sigma_{fe,j}^+ e^{-i(\delta_j - \Delta_j)t} + h.c.] \\
&+ \lambda_1 [e^{i(\delta_1 - \delta_2)t} \sigma_{eg,1}^+ \sigma_{eg,2}^- + h.c.] + \lambda_2 [e^{i(\Delta_1 - \Delta_2)t} \sigma_{fg,1}^+ \sigma_{fg,2}^- + h.c.], \quad (3)
\end{aligned}$$

where $\lambda_1 = \frac{g_1 g_2}{2} (\frac{1}{\delta_1} + \frac{1}{\delta_2})$ and $\lambda_2 = \frac{\mu_1 \mu_2}{2} (\frac{1}{\Delta_1} + \frac{1}{\Delta_2})$. As mentioned previously, resonators a and b are initially in the vacuum state, and we set

$$\delta_1 = \delta_2 = \delta, \Delta_1 = \Delta_2 = \Delta. \quad (4)$$

Then the Hamiltonian (3) reduces to

$$H_{eff} = H_0 + H_i, \quad (5)$$

with

$$H_0 = \sum_{j=1}^2 \frac{g_j^2}{\delta_j} |e\rangle_j\langle e| + \sum_{j=1}^2 \frac{\mu_j^2}{\Delta_j} |f\rangle_j\langle f|, \quad (6)$$

$$H_i = \lambda_1 (\sigma_{eg,1}^+ \sigma_{eg,2}^- + h.c.) + \lambda_2 (\sigma_{fg,1}^+ \sigma_{fg,2}^- + h.c.), \quad (7)$$

Note that the Hamiltonians (6) and (7) do not contain the operators of the resonators. Thus, each resonator remains in the vacuum state.

In a new interaction picture under the Hamiltonian H_0 and we set

$$g_1^2/\delta_1 = g_2^2/\delta_2, \mu_1^2/\Delta_1 = \mu_2^2/\Delta_2, \quad (8)$$

that is $g_1 = g_2 = g$ and $\mu_1 = \mu_2 = \mu$ according to Eq. (4), which can be achieved by a prior design of the sample with appropriate capacitances C_1 and C_2 . Thus, one can obtain

$$\tilde{H}_i = e^{iH_0 t} H_i e^{-iH_0 t} = H_i. \quad (9)$$

In addition, we set

$$g^2/\delta = \mu^2/\Delta, \quad (10)$$

one can obtain $\lambda_1 = \lambda_2 = \lambda$. Therefore, the Hamiltonian (7) can be expressed as

$$\tilde{H}_i = \lambda [(\sigma_{eg,1}^+ \sigma_{eg,2}^- + h.c.) + (\sigma_{fg,1}^+ \sigma_{fg,2}^- + h.c.)]. \quad (11)$$

Based on Hamiltonian (11) and after returning to the original interaction picture by performing a unitary transformation $e^{-iH_0 t}$, the following state evolution can be obtained

$$\begin{aligned} |g\rangle_1 |g\rangle_2 &\rightarrow |g\rangle_1 |g\rangle_2, \\ |e\rangle_1 |g\rangle_2 &\rightarrow e^{-i\lambda t} \cos(\lambda t) |e\rangle_1 |g\rangle_2 - i e^{-i\lambda t} \sin(\lambda t) |g\rangle_1 |e\rangle_2 \\ |f\rangle_1 |g\rangle_2 &\rightarrow e^{-i\lambda t} \cos(\lambda t) |f\rangle_1 |g\rangle_2 - i e^{-i\lambda t} \sin(\lambda t) |g\rangle_1 |f\rangle_2. \end{aligned} \quad (12)$$

When the evolution time t is equal to $\pi/2\lambda$, one obtains the transformations $|g\rangle_1 |g\rangle_2 \rightarrow |g\rangle_1 |g\rangle_2$, $|e\rangle_1 |g\rangle_2 \rightarrow -|g\rangle_1 |e\rangle_2$, $|f\rangle_1 |g\rangle_2 \rightarrow -|g\rangle_1 |f\rangle_2$ simultaneously. Consequently, we have the following state transformation

$$(\alpha |g\rangle_1 + \beta |e\rangle_1 + \gamma |f\rangle_1) |g\rangle_2 \rightarrow |g\rangle_1 (\alpha |g\rangle_2 - \beta |e\rangle_2 - \gamma |f\rangle_2), \quad (13)$$

Adjust the level spacings of each qutrit such that it is decoupled from the two resonators. Then apply a microwave pulse to qutrit 2. The pulse is resonant with the $|e\rangle \leftrightarrow |f\rangle$ transition of qutrit 2 [Fig. 2(c)]. The Hamiltonian in the interaction picture is written as

$$H_{I,2} = \Omega(|e\rangle_2 \langle f| + h.c.), \quad (14)$$

where Ω is the Rabi frequency of the microwave pulse. One obtains the following rotations under the Hamiltonian (14),

$$\begin{aligned} |e\rangle_2 &\rightarrow \cos(\Omega t) |e\rangle_2 - i \sin(\Omega t) |f\rangle_2, \\ |f\rangle_2 &\rightarrow \cos(\Omega t) |f\rangle_2 - i \sin(\Omega t) |e\rangle_2. \end{aligned} \quad (15)$$

We set $t_2 = \pi/\Omega$ to obtain a π rotation by $|e\rangle_2 \rightarrow -|e\rangle_2$ and $|f\rangle_2 \rightarrow -|f\rangle_2$. Hence, we can obtain $-|g\rangle_1 |e\rangle_2 \rightarrow |g\rangle_1 |e\rangle_2$ and $-|g\rangle_1 |f\rangle_2 \rightarrow |g\rangle_1 |f\rangle_2$. Hence, it follows from Eq. (13)

$$(\alpha |g\rangle_1 + \beta |e\rangle_1 + \gamma |f\rangle_1) |g\rangle_2 \rightarrow |g\rangle_1 (\alpha |g\rangle_2 + \beta |e\rangle_2 + \gamma |f\rangle_2), \quad (16)$$

which shows that the original superposition state of qutrit 1 is perfectly transferred to qutrit 2 after the above operation.

3. Possible experimental implementation

When the inter-resonator crosstalk is taken into account, the Hamiltonian (2) becomes $\tilde{H}_{I,1} = H_{I,1} + \epsilon$, where ϵ describes the unwanted inter-resonator crosstalk, given by $\epsilon = g_{ab}(e^{i\Delta_{ab}t}ab^+ + h.c.)$, with the inter-resonator crosstalk coupling strength g_{ab} and the two-resonator frequency detuning $\Delta_{ab} = \omega_b - \omega_a$. In addition, we also consider the inter-resonator crosstalk coupling during the qutrit-pulse resonant interaction. Therefore, the Hamiltonian (14) is modified as $\tilde{H}_{I,2} = H_{I,2} + \epsilon$.

When the dissipation and the dephasing are included, the dynamics of the lossy system is determined by the following master equation

$$\begin{aligned} \frac{d\rho}{dt} &= -i[\tilde{H}_I, \rho] + \kappa_a \mathcal{L}[a] + \kappa_b \mathcal{L}[b] \\ &+ \sum_{j=1,2} \left\{ \gamma_{eg_j} \mathcal{L}[\sigma_{eg,j}^-] + \gamma_{fe_j} \mathcal{L}[\sigma_{fe,j}^-] + \gamma_{fg_j} \mathcal{L}[\sigma_{fg,j}^-] \right\} \\ &+ \sum_{j=1,2} \left\{ \gamma_{j,\varphi f} (\sigma_{ff_j} \rho \sigma_{ff_j} - \sigma_{ff_j} \rho / 2 - \rho \sigma_{ff_j} / 2) \right\} \\ &+ \sum_{j=1,2} \left\{ \gamma_{j,\varphi e} (\sigma_{ee_j} \rho \sigma_{ee_j} - \sigma_{ee_j} \rho / 2 - \rho \sigma_{ee_j} / 2) \right\}, \end{aligned} \quad (17)$$

where \tilde{H}_I is $\tilde{H}_{I,1}$ or $\tilde{H}_{I,2}$ above, $\sigma_{eg,j}^- = |g\rangle_j \langle e|$, $\sigma_{fe,j}^- = |e\rangle_j \langle f|$, $\sigma_{fg,j}^- = |g\rangle_j \langle f|$, $\sigma_{ee_j} = |e\rangle_j \langle e|$, $\sigma_{ff_j} = |f\rangle_j \langle f|$; and $\mathcal{L}[\Lambda] = \Lambda \rho \Lambda^+ - \Lambda^+ \Lambda \rho / 2 - \rho \Lambda^+ \Lambda / 2$, with $\Lambda = a, b, \sigma_{eg,j}^-, \sigma_{fe,j}^-, \sigma_{fg,j}^-$. Here, κ_a (κ_b) is the photon decay rate of resonator a (b). In addition, γ_{eg_j} is the energy relaxation rate of the level $|e\rangle$ of qutrit j , γ_{fe_j} (γ_{fg_j}) is the energy relaxation rate of the level $|f\rangle$ of qutrit j for the decay path $|f\rangle \rightarrow |e\rangle$ ($|g\rangle$), and $\gamma_{j,\varphi e}$ ($\gamma_{j,\varphi f}$) is the dephasing rate of the level $|e\rangle$ ($|f\rangle$) of qutrit j ($j = 1, 2$).

The fidelity of the operation is given by $\mathcal{F} = \sqrt{\langle \psi_{\text{id}} | \rho | \psi_{\text{id}} \rangle}$, where $|\psi_{\text{id}}\rangle$ is the output state $|g\rangle_1 |0\rangle_a |0\rangle_b (\alpha |g\rangle_2 + \beta |e\rangle_2 + \gamma |f\rangle_2)$ of an ideal system (i.e., without dissipation, dephasing, and crosstalk); while ρ is the final density operator of the system when the operation is performed in a realistic situation.

We now numerically calculate the fidelity of operation. Without loss of generality, consider identical flux qutrits. For SC flux qutrits, the transition frequency between two neighbor levels is 1 to 30 GHz. Thus, we choose $\omega_{eg}/2\pi = 3.5$ GHz and $\omega_{fg}/2\pi = 8.8$ GHz. In addition, we set $\delta/2\pi = 1.0$ GHz and $\Delta/2\pi = 0.8$ GHz. For the setting here, we have $\omega_a/2\pi = 2.5$ GHz,

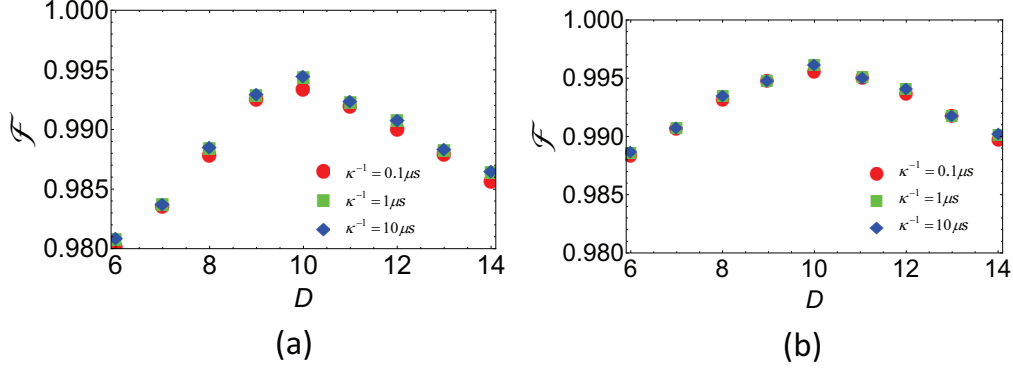


Figure 3: Fidelity of the state-transfer operation versus the ratio $D = \delta/g$, plotted for $\kappa^{-1} = 0.1 \mu s, 1 \mu s, 10 \mu s$. (a) Case for $\alpha = \beta = \gamma = 1/\sqrt{3}$. (b) Case for $\alpha = 1/\sqrt{2}$, $\beta = 1/\sqrt{3}$, and $\gamma = 1/\sqrt{6}$. Here and in Figs. 4, 5, we choose $\kappa^{-1} = \kappa_a^{-1} = \kappa_b^{-1}$, κ_a (κ_b) is the photon decay rate of resonator a (b).

$\omega_b/2\pi = 8.0$ GHz and $\Delta_{ab} = 5.5$ GHz. Other parameters used in the numerical simulation are: (i) $\Omega/(2\pi) = 100$ MHz (available in experiments [26, 51]); (ii) $\gamma_{j,\varphi e}^{-1} = \gamma_{j,\varphi f}^{-1} = 2 \mu s$; (iii) $\gamma_{eg}^{-1} = \gamma_{fe}^{-1} = \gamma_{fg}^{-1} = 5 \mu s$. Here we consider a rather conservative case for the decoherence times of flux qutrits [16, 17].

In Fig. 3(a,b), we will consider the case of $\alpha = \beta = \gamma = 1/\sqrt{3}$ and $\alpha = 1/\sqrt{2}$, $\beta = 1/\sqrt{3}$, $\gamma = 1/\sqrt{6}$. For the parameters chosen above, the fidelity versus $D = \delta/g$ is plotted in Fig. 3(a,b) for $\kappa^{-1} = 0.1 \mu s, 1 \mu s, 10 \mu s$. Here, we choose $\kappa^{-1} = \kappa_a^{-1} = \kappa_b^{-1}$. Fig. 3(a) [3(b)] shows that when $D = 10$, the fidelity value is the optimum and a high fidelity 99.34%, 99.44%, 99.45% (99.56%, 99.61%, 99.62%) can be obtained for the resonator coherence times $0.1 \mu s, 1 \mu s, 10 \mu s$, respectively. Thus, we choose $D = 10$ in the following analysis. For $D = 10$, we have $g/2\pi = 100$ MHz and $\mu/2\pi = 80$ MHz because of Eq. (8). In this case, the estimated operation time is $\sim 0.19 \mu s$. The values of g and μ here are readily available in experiments [52]. In Figs. 3-5, we choose $g_{ab} = 0.1g$, which is readily satisfied in experiments [53].

For the resonator frequencies and the values of $\kappa^{-1} \in \{0.1 \mu s, 1 \mu s, 10 \mu s\}$ used in the numerical calculation, the required quality factors $\{Q_a, Q_b\}$ for the two resonators are $\{1.57 \times 10^3, 5.02 \times 10^3\}, \{1.57 \times 10^4, 5.02 \times 10^4\}, \{1.57 \times 10^5, 5.02 \times 10^5\}$, respectively. Note that SC coplanar waveguide resonators with a loaded quality factor $Q \sim 10^6$ [54, 55] or with internal quality factors

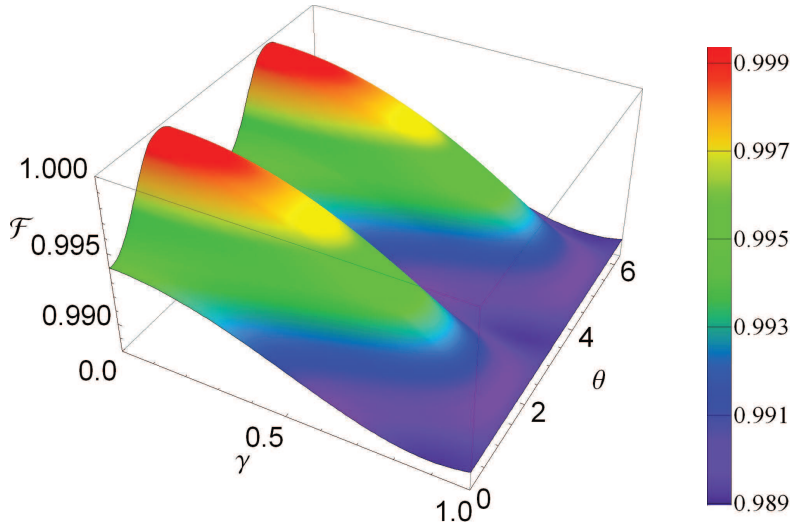


Figure 4: Fidelity versus the γ and θ , plotted for $D = 10$ and $\kappa^{-1} = 0.1 \mu s$.

above one million ($Q > 10^7$) have been previously reported [56]. Recently, a SC microwave resonator with a loaded quality factor $Q \sim 3.5 \times 10^7$ has been demonstrated in experiments [57]. Fig. 3(a,b) shows that the state-transfer operation can be high-fidelity performed assisted by the low- Q resonators.

In Fig. 4, we numerically calculate the fidelity of state-transfer operation for a large number of randomly chosen initial states and give the resulting distribution of output fidelities. We set $\alpha = \sqrt{1 - \gamma^2} \sin \theta$ and $\beta = \sqrt{1 - \gamma^2} \cos \theta$ with $\gamma \in [0, 1]$ and $\theta \in [0, 2\pi]$. Figure 4 shows the fidelity versus γ and θ , which is plotted for $D = 10$ and $\kappa^{-1} = 0.1 \mu s$. From Fig. 4, one can see that for $\gamma \in [0, 1]$ and $\theta \in [0, 2\pi]$, the fidelity can be greater than 98.9%. Moreover, we calculate the average fidelity $\sim 99.2\%$ for $\gamma \in [0, 1]$ and $\theta \in [0, 2\pi]$. Figure 4 also displays that the state-transfer operation can be high-fidelity performed assisted by the low- Q resonators.

Without losing the generality, we consider the case of inhomogeneous qutrit-resonator with $g_1 \neq g_2$ and $\mu_1 \neq \mu_2$. For simplicity, we consider the case for $\alpha = \beta = \gamma = 1/\sqrt{3}$ in Fig. 5. We set $g_1 = g, \mu_1 = \mu$ but $g_2 = cg, \mu_2 = d\mu$, with $c, d \in [0.95, 1.05]$. Figure 5 shows the fidelity versus c and d , which is plotted by choosing $D = 10$ and $\kappa^{-1} = 0.1 \mu s$. From Fig. 5,

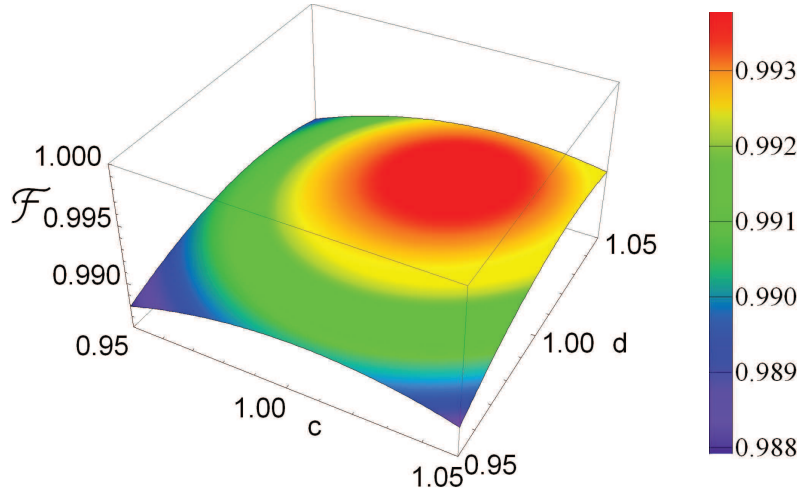


Figure 5: Fidelity versus the c and d , plotted for $D = 10$ and $\kappa^{-1} = 0.1 \mu s$. Here, $c = g_2/g_1$ and $d = \mu_2/\mu_1$, with $g_1 = g$ and $\mu_1 = \mu$.

one can see that for $c \in [0.95, 1.05]$ and $d \in [0.95, 1.05]$, the fidelity can be greater than 98.8%. Our numerical simulation indicates that the high-fidelity implementation of a qutrit-to-qutrit state transfer is feasible with current circuit-QED technology.

4. Conclusion

We presented a scheme to transfer an unknown qutrit state in circuit QED. Our present proposal differs from the Refs. [48, 49]. First, compared with Ref. [48], no measurement is required in our proposal. Second, compared with the previous method in Ref. [49], our proposal can be realized with the high fidelity assisted by the low- Q resonators due to the virtually excited resonator photons during the operation time.

As shown above, because the resonator photons are virtually excited for during the operation time, the decoherences caused by the resonator decay and the unwanted inter-resonator crosstalk are greatly suppressed. In addition, our approach is quite general because it can be applied to accomplish the same task with other solid-state qutrits coupled to circuit resonators. Our numerical simulation shows that the high-fidelity implementation of the

qutrit-to-qutrit quantum state transfer is feasible with the state-of-the-art circuit QED technology. These will contribute to raising experimental enthusiasm for transferring an unknown qutrit state in the near future.

Acknowledgement

This work was supported by the National Natural Science Foundation of China, under Grant No.11375036, the Xinghai Scholar Cultivation Plan and the Fundamental Research Funds for the Central Universities under Grant No. DUT15LK35.

References

- [1] J. Clarke and F. K. Wilhelm, *Nature* **453** (2008) 1031.
- [2] J. Q. You and F. Nori, *Phys. Today* **58** (2005) 42; *Nature* **474** (2011) 589.
- [3] I. Buluta, S. Ashhab, and F. Nori, *Rep. Prog. Phys.* **74** (2011) 104401.
- [4] Z. L. Xiang, S. Ashhab, J. Q. You, and F. Nori, *Rev. Mod. Phys.* **85** (2013) 623.
- [5] I. Buluta and F. Nori, *Science* **326** (2009) 108.
- [6] S. N. Shevchenko, S. Ashhab, and F. Nori, *Phys. Rep.* **492** (2010) 1.
- [7] P. D. Nation, J. R. Johansson, M. P. Blencowe, and F. Nori, *Rev. Mod. Phys.* **84** (2012) 1.
- [8] I. M. Georgescu, S. Ashhab, and F. Nori, *Rev. Mod. Phys.* **86** (2014) 153.
- [9] J. M. Chow, J. M. Gambetta, A. D. Córcoles, S. T. Merkel, J. A. Smolin, C. Rigetti, S. Poletto, G. A. Keefe, M. B. Rothwell, J. R. Rozen, M. B. Ketchen, and M. Steffen, *Phys. Rev. Lett.* **109** (2012) 060501.
- [10] J. B. Chang, M. R. Vissers, A. D. Corcoles, M. Sandberg, J. Gao, D. W. Abraham, J. M. Chow, J. M. Gambetta, M. B. Rothwell, G. A. Keefe, M. Steffen, and D. P. Pappas, *Appl. Phys. Lett.* **103** (2013) 012602.

- [11] R. Barends, J. Kelly, A. Megrant, D. Sank, E. Jeffrey, Y. Chen, Y. Yin, B. Chiaro, J. Y. Mutus, C. Neill, P. J. J. O'Malley, P. Roushan, J. Wenner, T. C. White, A. N. Cleland, and J. M. Martinis, *Phys. Rev. Lett.* **111** (2013) 080502.
- [12] J. M. Chow, J. M. Gambetta, E. Magesan, D. W. Abraham, A. W. Cross, B. R. Johnson, N. A. Masluk, C. A. Ryan, J. A. Smolin, S. J. Srinivasan, and M. Steffen, *Nat. Commun.* **5** (2014) 4015.
- [13] Y. Chen, C. Neill, P. Roushan, N. Leung, M. Fang, R. Barends, J. Kelly, B. Campbell, Z. Chen, B. Chiaro, A. Dunsworth, E. Jeffrey, A. Megrant, J. Y. Mutus, P. J. J. O'Malley, C. M. Quintana, D. Sank, A. Vainsencher, J. Wenner, T. C. White, M. R. Geller, A. N. Cleland, and J. M. Martinis, *Phys. Rev. Lett.* **113** (2014) 220502.
- [14] M. Stern, G. Catelani, Y. Kubo, C. Grezes, A. Bienfait, D. Vion, D. Esteve, and P. Bertet, *Phys. Rev. Lett.* **113** (2014) 123601.
- [15] M. J. Peterer, S. J. Bader, X. Jin, F. Yan, A. Kamal, T. J. Gudmundsen, *Phys. Rev. Lett.* **114** (2015) 010501.
- [16] I. M. Pop, K. Geerlings, G. Catelani, R. J. Schoelkopf, L. I. Glazman, and M. H. Devore, *Nature* **508** (2014) 369.
- [17] F. Yan, S. Gustavsson, A. Kamal, J. Birenbaum, A. P. Sears, D. Hover, T. J. Gudmundsen, D. Rosenberg, G. Samach, S. Weber, J. L. Yoder, T. P. Orlando, J. Clarke, A. J. Kerman, and W. D. Oliver, *Nat. Commun.* **7** (2016) 12964.
- [18] M. Neeley, M. Ansmann, R. C. Bialczak, M. Hofheinz, N. Katz, E. Lucero, A. O'Connell, H. Wang, A. N. Cleland, and J. M. Martinis, *Nat. Physics* **4** (2008) 523.
- [19] P. J. Leek, S. Filipp, P. Maurer, M. Baur, R. Bianchetti, J. M. Fink, M. Göppl, L. Steffen, and A. Wallraff, *Phys. Rev. B* **79** (2009) 180511.
- [20] J. D. Strand, M. Ware, F. Beaudoin, T. A. Ohki, B. R. Johnson, A. Blais, and B. L. T. Plourde, *Phys. Rev. B* **87** (2013) 220505.
- [21] J. Q. You, Y. X. Liu, C. P. Sun, and F. Nori, *Phys. Rev. B* **75** (2007) 104516.

- [22] J. Q. You, Y. X. Liu, and F. Nori, *Phys. Rev. Lett.* **100** (2008) 047001.
- [23] H. Ian, Y. X. Liu, and F. Nori, *Phys. Rev. A* **81** (2010) 063823.
- [24] M. Neeley, M. Ansmann, R. C. Bialczak, M. Hofheinz, E. Lucero, A. D. O’Connell, D. Sank, H. Wang, J. Wenner, A. N. Cleland, M. R. Geller, and J. M. Martinis, *Science* **325** (2009) 722.
- [25] L. DiCarlo, J. M. Chow, J. M. Gambetta, Lev S. Bishop, B. R. Johnson, D. I. Schuster, J. Majer, A. Blais, L. Frunzio, S. M. Girvin, and R. J. Schoelkopf, *Nature* **460** (2009) 240.
- [26] M. Baur, S. Filipp, R. Bianchetti, J. M. Fink, M. Göppl, L. Steffen, P. J. Leek, A. Blais, and A. Wallraff, *Phys. Rev. Lett.* **102** (2009) 243602.
- [27] M. A. Sillanpää, J. Li, K. Cicak, F. Altomare, J. I. Park, R. W. Simmonds, G. S. Paraoanu, and P. J. Hakonen, *Phys. Rev. Lett.* **103** (2009) 193601.
- [28] A. A. Abdumalikov Jr, J. M. Fink, K. Juliusson, M. Pechal, S. Berger, A. Wallraff, and S. Filipp, *Nature* **496** (2013) 482.
- [29] K. S. Kumar, A. Vepsäläinen, S. Danilin, and G. S. Paraoanu, *Nat. Commun.* **7** (2016) 10628.
- [30] Z. J. Chen, J. Kelly, C. Quintana, R. Barends, B. Campbell, Y. Chen, B. Chiaro, A. Dunsworth, A. G. Fowler, E. Lucero, E. Jeffrey, A. Megrant, J. Mutus, M. Neeley, C. Neill, P. J. J. O’Malley, P. Roushan, D. Sank, A. Vainsencher, J. Wenner, T. C. White, A. N. Korotkov, and J. M. Martinis, *Phys. Rev. Lett.* **116** (2016) 020501.
- [31] K. Geerlings, Z. Leghtas, I. M. Pop, S. Shankar, L. Frunzio, R. J. Schoelkopf, M. Mirrahimi, and M. H. Devoret, *Phys. Rev. Lett.* **110** (2013) 120501.
- [32] X. Y. Jin, A. Kamal, A. P. Sears, T. Gudmundsen, D. Hover, J. Miloshi, R. Slattery, F. Yan, J. Yoder, T. P. Orlando, S. Gustavsson, and W. D. Oliver, *Phys. Rev. Lett.* **114** (2015) 240501.
- [33] R. Bianchetti, S. Filipp, M. Baur, J. M. Fink, C. Lang, L. Steffen, M. Boissonneault, A. Blais, and A. Wallraff, *Phys. Rev. Lett.* **105** (2010) 223601.

- [34] C. P. Yang, S. I. Chu, and S. Han, *Phys. Rev. A* **67** (2003) 042311.
- [35] C. P. Yang, S. I. Chu, and S. Han, *Phys. Rev. Lett.* **92** (2004) 117902.
- [36] F. Plastina and G. Falci, *Phys. Rev. B* **67** (2003) 224514.
- [37] Z. Kis and E. Paspalakis, *Phys. Rev. B* **69** (2004) 024510.
- [38] E. Paspalakis and N. J. Kylstra, *J. Mod. Opt.* **51** (2004) 1679.
- [39] C. P. Yang, *Phys. Rev. A* **82** (2010) 054303.
- [40] Z. B. Feng, *Phys. Rev. A* **85** (2012) 014302.
- [41] F. Y. Zhang, B. Liu, Z. H. Chen, S. H. Wu, and H. S. Song, *Ann. Phys. (NY)* **346** (2014) 103.
- [42] C. P. Yang, Q. P. Su, and F. Nori, *New J. Phys.* **15** (2013) 1150031.
- [43] C. P. Yang, Q. P. Su, S. B. Zheng, and S. Han, *Phys. Rev. B* **92** (2015) 054509.
- [44] J. Majer, J. M. Chow, J. M. Gambetta, J. Koch, B. R. Johnson, J. A. Schreier, L. Frunzio, D. I. Schuster, A. A. Houck, A. Wallraff, A. Blais, M. H. Devoret, S. M. Girvin, and R. J. Schoelkopf, *Nature* **449** (2007) 443.
- [45] M. A. Sillanpää, J. I. Park, and R. W. Simmonds, *Nature* **449** (2007) 438.
- [46] M. Baur, A. Fedorov, L. Steffen, S. Filipp, M. P. da Silva, and A. Wallraff, *Phys. Rev. Lett.* **108** (2012) 040502.
- [47] L. Steffen, Y. Salathe, M. Oppliger, P. Kurpiers, M. Baur, C. Lang, C. Eichler, G. Puebla-Hellmann, A. Fedorov, and A. Wallraff, *Nature* **500** (2013) 319.
- [48] A. Bayat, *Phys. Rev. A* **89** (2014) 062302.
- [49] T. Liu, S. J. Xiong, X. Z. Cao, Q. P. Su, and C. P. Yang, *Opt. Lett.* **40** (2015) 5602.
- [50] D. F. James and J. Jerke, *Can. J. Phys.* **85** (2007) 625.

- [51] F. Yoshihara, Y. Nakamura, F. Yan, S. Gustavsson, J. Bylander, W. D. Oliver, and J. Tsai, *Phys. Rev. B* **89** (2014) 020503.
- [52] T. Niemczyk, F. Deppe, H. Huebl, E. P. Menzel, F. Hocke, M. J. Schwarz, J. J. Garcia-Ripoll, D. Zueco, T. Hümmer, E. Solano, A. Marx, and R. Gross, *Nat. Physics* **6** (2010) 772.
- [53] Q. P. Su, C. P. Yang, and S. B. Zheng, *Sci. Rep.* **4** (2014) 3898.
- [54] W. Chen, D. A. Bennett, V. Patel, and J. E. Lukens, *Supercond. Sci. Technol.* **21** (2008) 075013.
- [55] P. J. Leek, M. Baur, J. M. Fink, R. Bianchetti, L. Steffen, S. Filipp, and A. Wallraff, *Phys. Rev. Lett.* **104** (2010) 100504.
- [56] A. Megrant, C. Neill, R. Barends, B. Chiaro, Y. Chen, L. Feigl, J. Kelly, E. Lucero, M. Mariantoni, P. J. J. O'Malley, D. Sank, A. Vainsencher, J. Wenner, T. C. White, Y. Yin, J. Zhao, C. J. Palmstrøm, J. M. Martinis, and A. N. Cleland, *Appl. Phys. Lett.* **100** (2012) 113510.
- [57] M. Reagor, W. Pfaff, C. Axline, R. W. Heeres, N. Ofek, K. Sliwa, E. Holland, C. Wang, J. Blumoff, K. Chou, M. J. Hatridge, L. Frunzio, M. H. Devoret, L. Jiang, and R. J. Schoelkopf, *Phys. Rev. B* **94** (2016) 014506.