

ONLINE COLORING OF SHORT INTERVALS

GRZEGORZ GUTOWSKI, KONSTANTY JUNOSZA-SZANIAWSKI, PATRYK MIKOS,
ADAM POLAK, AND JOANNA SOKÓŁ

ABSTRACT. We study the online graph coloring problem restricted to the intersection graphs of intervals with lengths in $[1, \sigma]$. For $\sigma = 1$ it is the class of unit interval graphs, and for $\sigma = \infty$ the class of all interval graphs. Our focus is on intermediary classes.

We present a $(1 + \sigma)$ -competitive algorithm, which beats the state of the art for $1 < \sigma < 2$. For $\sigma = 1$ our algorithm matches the performance of FirstFit, which is 2-competitive for unit interval graphs. For $\sigma = 2$ it matches the Kierstead-Trotter algorithm, which is 3-competitive for all interval graphs.

On the lower bound side, we prove that no algorithm is better than $5/3$ -competitive for any $\sigma > 1$, nor better than $7/4$ -competitive for any $\sigma > 2$, nor better than $5/2$ -competitive for arbitrarily large values of σ .

1. INTRODUCTION

In the *online graph coloring* problem the input graph is presented to the algorithm vertex by vertex, along with all the edges adjacent to the already presented vertices. Each vertex must be assigned a color, different than any of its neighbors, immediately and irrevocably at the moment it is presented, without any knowledge of the remaining part of the graph. The objective is to minimize the number of used colors. The problem and its variants attract much attention, both for theoretical properties and practical applications in network multiplexing, resource allocation, and job scheduling.

The standard performance measure, used to analyze online algorithms, is the *competitive ratio*, i.e., the worst-case guarantee on the ratio of the solution given by an online algorithm to the optimal offline solution (see Sect. 1.1 for a formal definition).

In the general case, of online coloring of arbitrary graphs there is no hope for any algorithm with a constant competitive ratio. The best known algorithm [5] uses $O(\chi \cdot n / \log n)$ colors for n -vertex χ -colorable graphs, i.e. it is $O(n / \log n)$ -competitive, and there is a lower bound [6] showing that no online graph coloring algorithm can be $o(n / \log^2 n)$ -competitive. It is thus common to study the problem restricted to specific graph classes.

Having in mind the applications in scheduling, one of the important special cases is the class of *interval graphs*, i.e. intersection graphs of intervals on the real line. The classic result is by Kierstead and Trotter [9], who designed a 3-competitive algorithm and proved a matching lower bound. However, in the special case of *unit interval graphs*, i.e. intersection graphs of intervals of a fixed (unit, w.l.o.g.) length, even the simple greedy FirstFit algorithm is 2-competitive [2].

Grzegorz Gutowski was partially supported by the National Science Center of Poland under grant no. 2016/21/B/ST6/02165. Patryk Mikos was partially supported by the National Science Center of Poland under grant no. 2014/14/A/ST6/00138. Adam Polak was partially supported by the Polish Ministry of Science and Higher Education program *Diamentowy Grant* under grant no. DI2012 018942. Joanna Sokół was partially supported by the National Science Center of Poland under grant no. 2016/23/N/ST1/03181.

A natural question arises, what happens in between the interval and unit interval graph classes. In particular, we ask about the optimal competitive ratio of online coloring algorithms for intersection graphs of intervals of length restricted to a fixed range. Formally, let us introduce the σ -interval coloring problem.

Definition 1. For $\sigma \geq 1$, the σ -interval coloring problem asks: Given a sequence of closed intervals $[l_1, r_1], [l_2, r_2], \dots, [l_n, r_n]$, such that $1 \leq (r_i - l_i) \leq \sigma$ for every $i \in [n]$, find a sequence of colors, c_1, c_2, \dots, c_n , such that

$$\forall_{i \neq j} ([l_i, r_i] \cap [l_j, r_j] \neq \emptyset) \Rightarrow (c_i \neq c_j),$$

minimizing the number of distinct colors $|\{c_1, c_2, \dots, c_n\}|$.

We study the problem in the online setting, i.e., intervals are presented one by one, in an arbitrary order, and each interval has to be colored immediately and irrevocably after it is presented.

Note that we choose to include the interval representation in the input, instead of presenting the mere graph. It seems a plausible modelling choice given the scheduling applications. Moreover, it lets algorithms exploit geometric properties of the input, and not only structural graph properties. Naturally, any lower bound obtained for this variant of the problem transfers to the harder variant with no interval representation in the input.

1.1. Our Results. Before we state our results, let us give a formal definition of the competitive ratio. In this paper we focus on the *asymptotic* competitive ratio.

Definition 2. Let A be an online graph coloring algorithm, and let $A(\chi)$ denote the maximum number of colors A uses to color any graph which can be colored offline using χ -colors (i.e. its chromatic number is at most χ). We say that A has the asymptotic competitive ratio α (or that A is α -competitive, for short), if $\limsup_{\chi \rightarrow \infty} \frac{A(\chi)}{\chi} \leq \alpha$.

Another popular performance measure for online algorithms is the *absolute* competitive ratio, which requires that $\frac{A(\chi)}{\chi} \leq \alpha$ holds for *all* χ (and not only in the limit). The choice of the asymptotic, instead of absolute, competitive ratio for our analysis makes things easier for the algorithm and harder for the lower bounds. In our algorithm, sadly, we do not know how to get rid of a constant additive overhead, which vanishes only for large enough χ . The good side is, our lower bounds for the asymptotic competitive ratio imply the identical lower bounds for the absolute competitive ratio.

1.1.1. Algorithm. Our positive result is the existence of a $(1 + \sigma)$ -competitive algorithm.

Theorem 3. *For every $\sigma \in \mathbb{Q}$, there is an algorithm for online σ -interval coloring with $1 + \sigma$ asymptotic competitive ratio.*

Note that for $\sigma' > \sigma$ every σ' -interval coloring algorithm is also a correct σ -interval coloring algorithm, with the same upper bound on its competitive ratio. Therefore, for $\sigma \in \mathbb{R} \setminus \mathbb{Q}$ Theorem 3 yields an online σ -interval coloring algorithm with a competitive ratio arbitrarily close to $1 + \sigma$. This distinction between rational and irrational values of σ becomes somewhat less peculiar in the light of the results of Fishburn and Graham [3], who proved, among other things, that the classes of graphs with interval representation with lengths in $[1, \sigma]$ are right-continuous exactly at irrational σ .

Until now, the state-of-the art was the 2-competitive FirstFit algorithm [2] for $\sigma = 1$ and the 3-competitive Kierstead-Trotter algorithm [9] for $\sigma > 1$. Thus, our algorithm matches the performance of FirstFit for $\sigma = 1$, and beats the Kierstead-Trotter algorithm up until $\sigma = 2$.

1.1.2. *Lower Bounds.* In order to prove lower bounds for online problems, it is often convenient to look at the problem as a combinatorial game between two players, Algorithm and Presenter. In our case, in each round Presenter reveals an interval, and Algorithm immediately and irrevocably assigns it a color. While Algorithm tries to minimize the number of different colors it assigns, the Presenter's goal is to force Algorithm to use as many colors as possible. A strategy for Presenter implies a lower bound on the competitive ratio of any algorithm solving the problem.

Our negative results include a series of strategies for Presenter with the following consequences.

Theorem 4. *For every $\sigma > 1$ there is no online algorithm for σ -interval coloring with the asymptotic competitive ratio less than $5/3$.*

Theorem 5. *For every $\sigma > 2$ there is no online algorithm for σ -interval coloring with the asymptotic competitive ratio less than $7/4$.*

Theorem 6. *For every $\varepsilon > 0$ there is $\sigma \geq 1$ such that there is no online algorithm for σ -interval coloring with the asymptotic competitive ratio $5/2 - \varepsilon$.*

The following, more illustrative, statement is a direct corollary of Theorem 6.

Corollary 7. *There is no online algorithm that works for all $\sigma \geq 1$ and uses at most $2.499 \cdot \omega + f(\sigma)$ colors for ω -colorable graphs (for any function f).*

1.2. **Methods.** Our algorithm is inspired by the recent result for online coloring of unit disk intersection graphs [7]. We cover the real line with overlapping blocks, grouped into a constant number of classes. Each class gets a private set of available colors. When an interval is presented, the algorithm chooses a block in a round-robin fashion, and greedily assigns a color from its class.

All our lower bounds can be considered as generalizations of the $3/2$ lower bound for online coloring of unit interval graphs by Epstein and Levy [2]. In particular, we heavily use their *separation strategy*. Our $5/2$ lower bound borrows also from the work of Kierstead and Trotter [9]. However, in order to control the length of intervals independently of the number of colors, we cannot simply use the pigeonhole principle, as they did. Instead, we develop Lemmas 18 and 19, which let us overcome this issue, at a cost of a worse bound for the competitive ratio, i.e. $5/2$ instead of 3 .

1.3. **Related Work.** Interval graphs have been intensively studied since the sixties [1, 10], and, in particular, they are known to be *perfect*, i.e. the chromatic number χ of an interval graph always equals the size of the largest clique ω (see, e.g., [4]). To construct an optimal coloring offline it is enough to color the graph greedily in a nondecreasing order of the left ends of the intervals.

For the most basic approach for online coloring, that is the FirstFit algorithm, the competitive ratio for interval graphs is unknown. After a series of papers, the most recent results state that FirstFit is at least 5- and at most 8-competitive [8, 11]. Kierstead and Trotter [9] designed a more involved online coloring algorithm, which uses at most $3\omega - 2$ colors for ω -colorable interval graphs, and proved that there exists a strategy that forces any online coloring algorithm to use exactly that number of colors. For intersection graphs of intervals of unit length any online coloring algorithm uses at least $\frac{3}{2}\omega$ colors, and FirstFit uses at most $2\omega - 1$ colors [2].

It seems a natural question to ask if it is possible to improve the bound of $3\omega - 2$ by assuming that interval lengths belong to a fixed range. The study of interval graphs with

bounded length representations was initiated by Fishburn and Graham [3]. However, it focused mainly on the combinatorial structure, and not its algorithmic applications.

Kierstead and Trotter [9] give, for every $\omega \in \mathbb{N}_+$, a strategy for Presenter to construct an ω -colorable set of intervals while forcing Algorithm to use at least $3\omega - 2$ colors. However, the length of presented intervals increases with the increasing ω . For this reason, with the intervals lengths restricted to $[1, \sigma]$, their lower bound is only for the absolute competitive ratio and does not exclude, say, an algorithm that always uses at most $2\omega + \sigma^{10}$ colors. On the contrary, in Theorem 6 we rule out the existence of such an algorithm.

2. ALGORITHM

Theorem (Reminder of Theorem 3). *For every $\sigma \in \mathbb{Q}$, there is an algorithm for online σ -interval coloring with $1 + \sigma$ asymptotic competitive ratio.*

Proof. Let us present an algorithm which, in principle, works for any real σ , however only for a rational σ it achieves the declared competitive ratio. The algorithm has a positive integer parameter b . Increasing the parameter brings the asymptotic competitive ratio closer to $1 + \sigma$ at the cost of increasing the additive constant. More precisely, given an ω -colorable set of intervals our algorithm colors it using at most $\lceil b \cdot (1 + \sigma) \rceil \cdot (\frac{\omega}{b} + b - 1)$ colors, and thus its competitive ratio is $\frac{\lceil b \cdot (1 + \sigma) \rceil}{b} + O(1/\omega)$. For a rational σ , in order to obtain the declared competitive ratio it is sufficient to set b to the smallest possible denominator of a simple fraction representation of σ . Let $\varphi = \lceil b \cdot (1 + \sigma) \rceil$. The algorithm will use colors from the set $\{0, 1, \dots, \varphi - 1\} \times \mathbb{N}$.

Now, let us consider the partition of the real line into *small blocks*. For $i \in \mathbb{Z}$, the i -th small block occupies interval $[i \cdot \frac{1}{b}, (i + 1) \cdot \frac{1}{b})$. Moreover, we define *large blocks*. The i -th large block occupies interval $[i \cdot \frac{1}{b}, i \cdot \frac{1}{b} + 1)$. See Fig. 1.

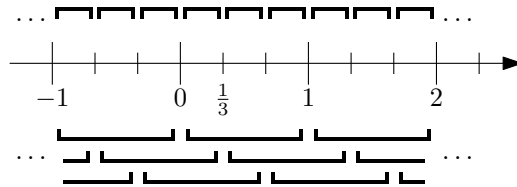


FIGURE 1. Small blocks (up), and large blocks (down), for $b = 3$

Let us point out certain properties of the blocks, which will be useful in the further analysis. Each large block is the sum of b consecutive small blocks, and each small block is a subset of b consecutive large blocks. Further, length of a large block is 1, and for any two intervals of length in $[1, \sigma]$ that both have the left endpoint in the same large block, the two intervals intersect. Thus, the intervals whose left endpoints belong to a fixed large block form a clique. Finally, if the indices of two large blocks differ by at least φ , then any two intervals – one with the left endpoint in one block, the other with the left endpoint in the other – do not intersect.

With each small block the algorithm associates a *small counter*, and with each large block the algorithm associates a *large counter*. Let S_i denote the small counter of the i -th small block, and L_i denote the large counter of the i -th large block. Initially, all the small and large counters are set to zero.

To assign a color to an interval, the algorithm proceeds as follows:

- (1) Let i be the index of the small block containing the left endpoint of the interval.

- (2) Let j be the index of the large block containing the left endpoint of the interval such that $j \equiv S_i \pmod{b}$. Note that there is exactly one such j .
- (3) Assign to the interval the color $(j \bmod \varphi, L_j)$.
- (4) Increase the small counter S_i by one.
- (5) Increase the large counter L_j by one.

First let us argue that the algorithm outputs a proper coloring. Consider any two intervals which were assigned the same color. Let j_1 and j_2 denote the indices of the large blocks selected for these intervals by the algorithm. Since the colors of the two intervals have the same first coordinates, we have that $j_1 \equiv j_2 \pmod{\varphi}$. However, since the second coordinates, which are determined by large counters, are also the same, j_1 and j_2 must be different, and thus they differ by at least φ . It follows that the two intervals do not intersect and thus the coloring is proper.

It remains to bound the number of colors in terms of the clique number ω . Let j be the index of the maximum large counter L_j . Clearly, the algorithm used at most $\varphi \cdot L_j$ colors in total. Let C denote the set of intervals with the left endpoints in the j -th large block and colored with a color in $\{j \bmod \varphi\} \times \mathbb{N}$. Observe that $|C| = L_j$. Let x_k denote the number of intervals in C which have the left endpoint in the k -th small block. Recall that the j -th large block is the sum of b small blocks – indexed $j, j+1, \dots, j+b-1$ – and thus $L_j = x_j + x_{j+1} + \dots + x_{j+b-1}$. Now, observe that, because of the round robin selection in the step 2 of the algorithm,

$$S_k \geq b \cdot (x_k - 1) + 1.$$

Let D denote the set of all intervals with the left endpoints in the j -th large block. We can bound the number of intervals in D

$$|D| = \left(\sum_{k=j}^{j+b-1} S_k \right) \geq b \cdot (L_j - b) + b.$$

Recall that D is a clique and thus the clique number ω of the input graph is at least the size of D . Therefore $L_j \leq \frac{\omega + b \cdot (b-1)}{b}$, and the algorithm used at most

$$\lceil b \cdot (1 + \sigma) \rceil \cdot \left(\frac{\omega}{b} + b - 1 \right)$$

colors. □

3. LOWER BOUNDS

In this section we show several strategies for Presenter that force Algorithm to use many colors while the introduced set of intervals is colorable with a smaller number of colors, and contains only short intervals. To properly capture asymptotic properties of those strategies we give the following formal definitions.

Definition 8. For $\omega, C \in \mathbb{N}_+$ and $\sigma, M \in \mathbb{R}_+$, an $\langle \omega, C, \sigma, M \rangle$ -strategy is a strategy for Presenter that forces Algorithm to use at least C colors subject to the following constraints:

- (1) the set of introduced intervals is ω -colorable,
- (2) every introduced interval has length at least 1 and at most σ ,
- (3) every introduced interval is contained in the interval $[0, M]$.

We are interested in providing strategies that achieve the biggest possible ratio $\frac{C}{\omega}$ for large ω . This motivates the following definition.

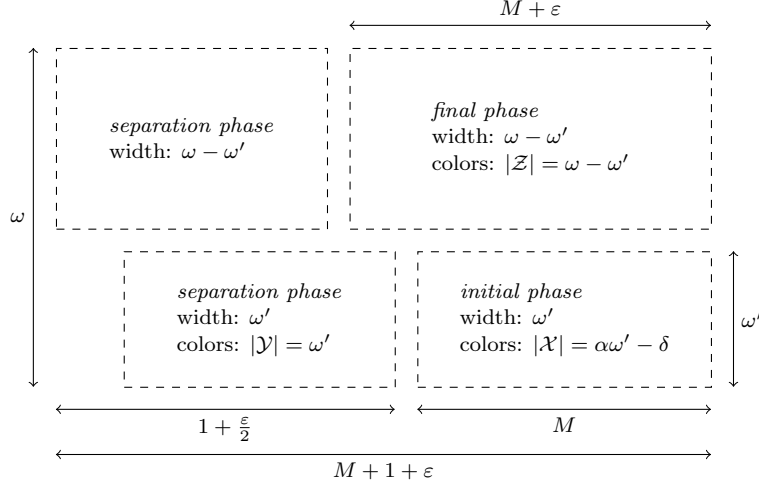


FIGURE 2. Strategy construction in Lemma 11

Definition 9. An $\langle \alpha, \sigma, M \rangle$ -*schema* is a set of $\langle \omega, C_\omega, \sigma, M \rangle$ -strategies for all $\omega \in \mathbb{N}_+$ such that $C_\omega = \alpha\omega - o(\omega)$.

Note that the existence of an $\langle \alpha, \sigma, M \rangle$ -*schema* implies a lower bound of α for the asymptotic competitive ratio of any online algorithm solving the σ -interval coloring problem.

Kierstead and Trotter [9] give an $\langle \omega, 3\omega - 2, f(\omega), f(\omega) \rangle$ -strategy for all $\omega \in \mathbb{N}_+$. However, their family of strategies does not yield an $\langle \alpha, \sigma, M \rangle$ -*schema*, because the length of the presented intervals grows with ω .

Example 10 ($\langle 1, 1, 1 \rangle$ -*schema*). For any $\omega \in \mathbb{N}_+$, a strategy that introduces the interval $[0, 1]$ in every round $1, \dots, \omega$ is an $\langle \omega, \omega, 1, 1 \rangle$ -strategy. The set of these strategies is a $\langle 1, 1, 1 \rangle$ -*schema*.

In the rest of this section we show a series of constructions that use an existing schema to create another schema with different parameters. The $\langle 1, 1, 1 \rangle$ -*schema* given above is the initial step for those constructions.

Let S be an $\langle \omega, C, \sigma, M \rangle$ -strategy. We say that Presenter uses strategy S in the interval $[x, x + M]$ meaning that Presenter plays according to S , presenting intervals shifted by x until Algorithm uses C colors.

3.1. Warm-up. Our first construction is a natural generalization of the strategy for unit intervals given by Epstein and Levy [2]. It is surpassed by more involved strategies coming later, but it serves as a gentle introduction to our framework.

Lemma 11. *If there is an $\langle \alpha, \sigma, M \rangle$ -schema, then there is a $\langle 2 - \frac{1}{\alpha+1}, M + \varepsilon, M + 1 + \varepsilon \rangle$ -schema for every $\varepsilon > 0$.*

Proof. Take arbitrary $\omega \in \mathbb{N}_+$, and let $\omega' = \lfloor \frac{\omega}{\alpha+1} \rfloor$. The $\langle \alpha, \sigma, M \rangle$ -*schema* contains an $\langle \omega', \alpha\omega' - \delta, \sigma, M \rangle$ -strategy S for some $\delta = o(\omega')$. The strategy for Presenter consists of three phases (see Fig. 2). In the first phase, called the *initial phase*, Presenter uses strategy S inside the interval $[1 + \varepsilon, M + 1 + \varepsilon]$. Let $C = \alpha\omega' - \delta$ and let \mathcal{X} denote the set of C colors used by Algorithm in the initial phase.

The second phase, borrowed from [2], is called the *separation phase*. In this phase, Presenter plays the following separation strategy for ω rounds. Let $l_1 = 0$. In the i -th round of the separation phase Presenter introduces the interval $[l_i, l_i + 1]$. If Algorithm

colors the interval with one of the colors in \mathcal{X} , let $l_{i+1} = l_i + \frac{\varepsilon}{2^{i+1}}$. Otherwise, let $l_{i+1} = l_i$. Observe that all intervals introduced in the separation phase have length 1 and $l_\omega < \frac{\varepsilon}{2}$. Thus, every interval introduced in the separation phase is contained in $[0, 1 + \frac{\varepsilon}{2}]$ and any two of those intervals intersect. Furthermore, the choice of l_i 's guarantees that for any two intervals x, y introduced in the separation phase, x colored with a color in \mathcal{X} , and y colored with a color not in \mathcal{X} , we have that the left end-point of x is to the left of the left end-point of y . Let Y be the set of ω' right-most intervals introduced in the separation phase. Let \mathcal{Y} be the set of colors used by Algorithm on the intervals in Y . As $C + \omega' < \omega$, we get that sets of colors \mathcal{X} and \mathcal{Y} are disjoint.

For the last phase, called the *final phase*, let r be the left-most right end-point of an interval in Y . In the final phase Presenter introduces $\omega - \omega'$ times the same interval $[r, M + 1 + \varepsilon]$. This interval intersects all intervals introduced in the initial phase, all intervals in Y , and no other interval introduced in the separation phase. Thus, Algorithm must use $\omega - \omega'$ colors in the final phase that are different from the colors in both \mathcal{X} and \mathcal{Y} . Let \mathcal{Z} denote the set of colors used by Algorithm in the final phase.

The presented set of intervals is clearly ω -colorable and Algorithm used at least $|\mathcal{X}| + |\mathcal{Y}| + |\mathcal{Z}| = \alpha\omega' - \delta + \omega' + \omega - \omega' = (2 - \frac{1}{\alpha+1})\omega - o(\omega)$ many colors. The longest interval presented has length $M + \varepsilon$, and all intervals are contained in $[0, M + 1 + \varepsilon]$. Thus, we have constructed a $\langle 2 - \frac{1}{\alpha+1}, M + \varepsilon, M + 1 + \varepsilon \rangle$ -schema. \square

Corollary 12. *There is a $\langle \frac{F_{2n+1}}{F_{2n}}, n + \varepsilon, n + 1 + \varepsilon \rangle$ -schema, for every $n \in \mathbb{N}_+$ and every $\varepsilon > 0$, where F_n is the n -th Fibonacci number ($F_0 = F_1 = 1, F_{n+2} = F_{n+1} + F_n$).*

Proof. Starting with a $\langle 1, 1, 1 \rangle$ -schema and repeatedly applying Lemma 11 one can generate a family of schemas $\langle \alpha_n, \sigma_n + \varepsilon, M_n + \varepsilon \rangle$, such that $\alpha_{n+1} = 2 - \frac{1}{\alpha_n+1}$, $\sigma_{n+1} = M_n$, $M_{n+1} = M_n + 1$ and $\alpha_0 = \sigma_0 = M_0 = 1$. Solving the recurrence equations we get $\alpha_n = \frac{F_{2n+1}}{F_{2n}}$, $\sigma_n = n$, and $M_n = n + 1$. \square

Note that this method cannot give a lower bound with the multiplicative factor better than $\lim_{n \rightarrow \infty} \frac{F_{2n+1}}{F_{2n}} = \frac{1+\sqrt{5}}{2} \approx 1.61803$. However, we can get arbitrarily close to this bound. That is, for every $\varepsilon > 0$ there is a σ and ω_0 such that for each $\omega \geq \omega_0$ there is a strategy for Presenter to present intervals of length at most σ and force Algorithm to use $(\frac{1+\sqrt{5}}{2} - \varepsilon) \cdot \omega$ colors on an ω -colorable set of intervals.

Observation 13. *There is no online algorithm that works for all $\sigma \geq 1$ and uses at most $1.618 \cdot \omega + f(\sigma)$ colors for ω -colorable graphs (for any function f).*

3.2. The 5/3 Lower Bound.

Lemma 14. *If there is an $\langle \alpha, \sigma, M \rangle$ -schema, then there is a $\langle 2 - \frac{1}{\alpha+2}, M + \varepsilon, M + 2 + \varepsilon \rangle$ -schema for every $\varepsilon > 0$.*

Proof. The proof of this lemma is very similar to the proof of Lemma 11, but now we have two separation phases instead of just one, see Fig. 3. Take arbitrary $\omega \in \mathbb{N}_+$, and let $\omega' = \lfloor \frac{\omega}{\alpha+2} \rfloor$. Let S be an $\langle \omega', \alpha\omega' - \delta, \sigma, M \rangle$ -strategy for some $\delta = o(\omega')$.

In the initial phase, Presenter uses S inside interval $[1 + \frac{\varepsilon}{2}, M + 1 + \frac{\varepsilon}{2}]$, and forces Algorithm to use $C = \alpha\omega' - \delta$ colors. Let \mathcal{X} denote the set of those colors.

In the separation phase, Presenter plays the separation strategy two times. First, Presenter plays the separation strategy for ω rounds in the region $[0, 1 + \frac{\varepsilon}{4}]$ pushing to the right colors not in \mathcal{X} . Let Y_1 be the set of ω' right-most intervals from this first separation. Let \mathcal{Y}_1 denote the set of colors used by Algorithm to color Y_1 . Then, Presenter

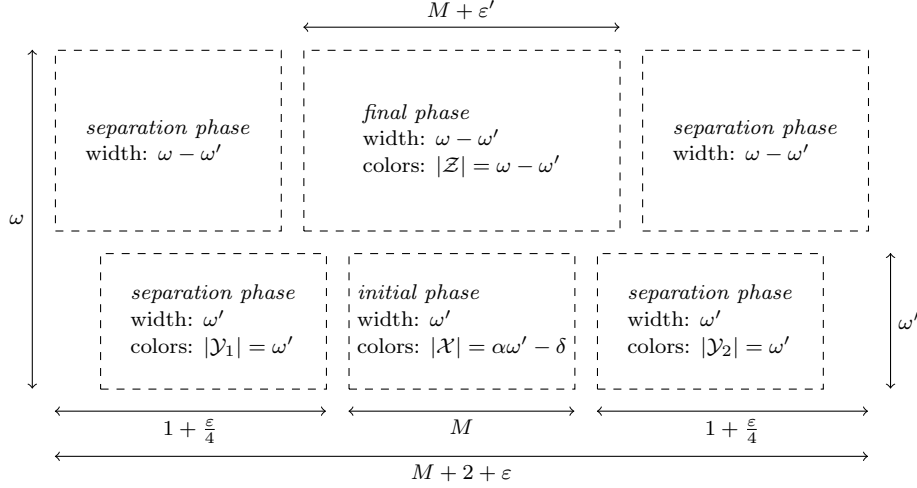


FIGURE 3. Strategy construction in Lemma 14

plays the separation strategy for ω rounds in the region $[M + 1 + \frac{3\varepsilon}{4}, M + 2 + \varepsilon]$ pushing to the left colors not in $\mathcal{X} \cup \mathcal{Y}_1$. Let Y_2 be the set of ω' left-most intervals from this second separation. Let \mathcal{Y}_2 denote the set of colors used by Algorithm to color Y_2 .

Let r be the left-most right end-point of an interval in Y_1 . Let l be the right-most left end-point of an interval in Y_2 . In the final phase Presenter introduces $\omega - \omega'$ times the same interval $[r, l]$.

The presented set of intervals is clearly ω -colorable and Algorithm used at least $|\mathcal{X}| + |\mathcal{Y}_1| + |\mathcal{Y}_2| + |\mathcal{Z}| = \alpha\omega' - \delta + \omega' + \omega' + \omega - \omega' = (2 - \frac{1}{\alpha+2})\omega - o(\omega)$ many colors. The longest interval presented has length at most $M + \varepsilon$, and all intervals are contained in $[0, M + 2 + \varepsilon]$. Thus, we have constructed a $\langle 2 - \frac{1}{\alpha+2}, M + \varepsilon, M + 2 + \varepsilon \rangle$ -schema. \square

Corollary 15. *There is an $\langle \alpha_n, 2n - 1 + \varepsilon, 2n + 1 + \varepsilon \rangle$ -schema, for every $n \in \mathbb{N}_+$ and every $\varepsilon > 0$, where*

$$\alpha_n = \frac{(\sqrt{3} - 3)(\sqrt{3} - 2)^n + (\sqrt{3} + 3)(-\sqrt{3} - 2)^n}{(\sqrt{3} - 1)(\sqrt{3} - 2)^n + (\sqrt{3} + 1)(-\sqrt{3} - 2)^n}.$$

Proof. The argument is similar to Corollary 12, but now we solve the recurrence equation $\alpha_0 = 1, \alpha_{n+1} = 2 - \frac{1}{\alpha_n+2}$. \square

Note that, similarly to Observation 13, one could already use Corollary 15 to get a lower bound arbitrarily close to $\lim_{n \rightarrow \infty} \alpha_n = \sqrt{3}$ for the asymptotic competitive ratio of any online algorithm that work for all $\sigma \geq 1$. Nonetheless in Sect. 3.4 we prove a stronger $5/2$ lower bound.

Theorem (Reminder of Theorem 4). *For every $\sigma > 1$ there is no online algorithm for σ -interval coloring with the asymptotic competitive ratio less than $5/3$.*

Proof. Observe that, for $n = 1$, Corollary 15 gives a $\langle \frac{5}{3}, 1 + \varepsilon, 3 + \varepsilon \rangle$ -schema. Thus, for any $\delta > 0$, there is an ω_0 such that for each $\omega \geq \omega_0$ there is a strategy for Presenter that presents intervals of length in $[1, 1 + \varepsilon]$ and forces Algorithm to use $(\frac{5}{3} - \delta) \cdot \omega$ colors on an ω -colorable set of intervals. \square

3.3. The $7/4$ Lower Bound.

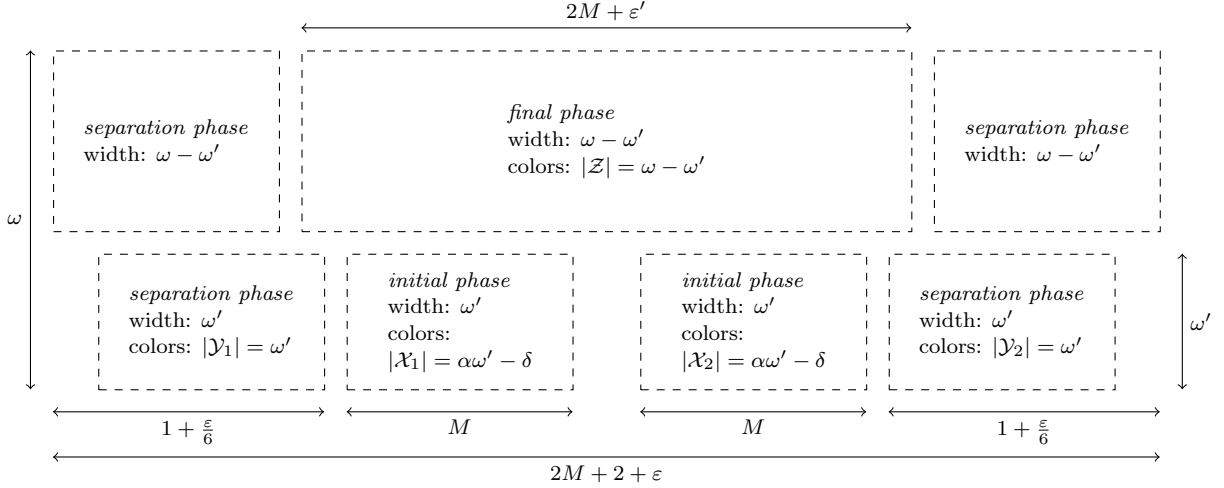


FIGURE 4. Lemma 16, Case 1: $|\mathcal{C}_2 \setminus \mathcal{C}_1| \geq \frac{\omega}{2\alpha+2}$

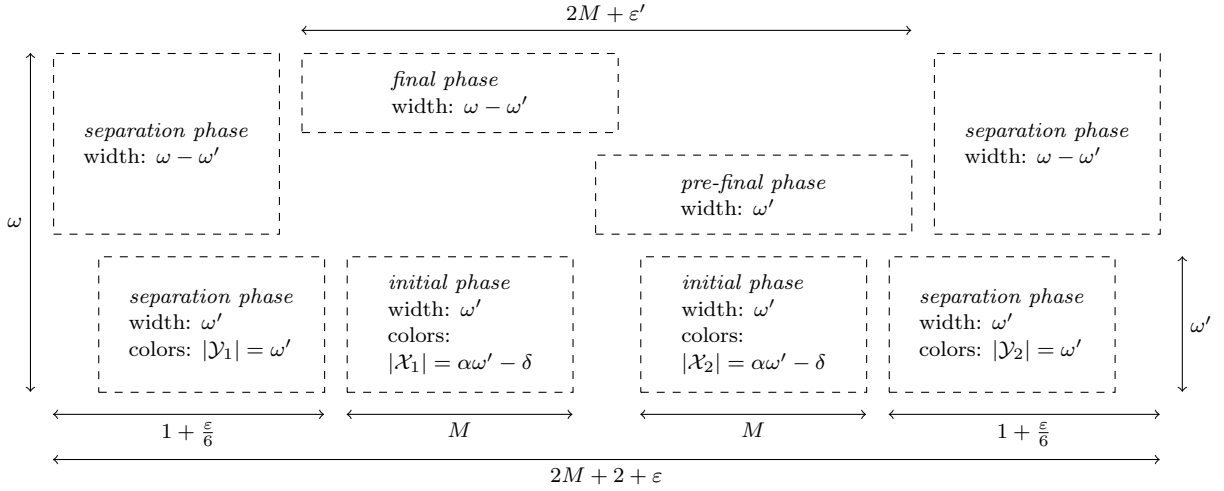


FIGURE 5. Lemma 16, Case 2: $|\mathcal{C}_2 \setminus \mathcal{C}_1| < \frac{\omega}{2\alpha+2}$

Lemma 16. *If there is an $\langle \alpha, \sigma, M \rangle$ -schema, then there is a $\langle 2 - \frac{1}{2\alpha+2}, 2M + \varepsilon, 2M + 2 + \varepsilon \rangle$ -schema for every $\varepsilon > 0$.*

Proof. The proof of this lemma is a bit more complicated than the previous ones, as we now have two initial phases, two separation phases and a strategy branching, see Fig. 4 and Fig. 5. Take arbitrary $\omega \in \mathbb{N}_+$, and let $\omega' = \lfloor \frac{\omega}{\alpha+1} \rfloor$. Let S be an $\langle \omega', \alpha\omega' - \delta, \sigma, M \rangle$ -strategy for some $\delta = o(\omega')$.

In the initial phase, Presenter uses strategy S twice: first, inside interval $[1 + \frac{\varepsilon}{3}, M + 1 + \frac{\varepsilon}{3}]$, and then inside interval $[M + 1 + \frac{2\varepsilon}{3}, 2M + 1 + \frac{2\varepsilon}{3}]$. Algorithm uses $C = \alpha\omega' - \delta$ colors in each of these games. We get a set of colors \mathcal{X}_1 used by Algorithm in the first game, and a set of colors \mathcal{X}_2 used by Algorithm in the second game. Note that $\mathcal{X}_1 \cap \mathcal{X}_2$ might be non-empty.

In the separation phase, Presenter plays the separation strategy two times. First, Presenter plays the separation strategy for ω rounds in the region $[0, 1 + \frac{\varepsilon}{6}]$ pushing to the right colors not in \mathcal{X}_1 . Let Y_1 be the set of ω' right-most intervals from the first separation phase. Let \mathcal{Y}_1 denote the set of colors used by Algorithm to color Y_1 . Then, Presenter

plays the separation strategy for ω rounds in the region $[2M + 1 + \frac{5\varepsilon}{6}, 2M + 2 + \varepsilon]$ pushing to the left colors not in \mathcal{X}_2 . Let Y_2 be the set of ω' left-most intervals from the second separation phase. Let \mathcal{Y}_2 denote the set of colors used by Algorithm to color Y_2 . Let r be the left-most right end-point of an interval in Y_1 . Let l be the right-most left end-point of an interval in Y_2 .

There are two cases in the final phase. Let $\mathcal{C}_1 := \mathcal{X}_1 \cup \mathcal{Y}_1$, and analogously $\mathcal{C}_2 := \mathcal{X}_2 \cup \mathcal{Y}_2$. We have that $|\mathcal{C}_1| = |\mathcal{C}_2| = (\alpha + 1)\omega' - \delta = \omega - o(\omega)$.

Case 1: If $|\mathcal{C}_2 \setminus \mathcal{C}_1| \geq \frac{\omega}{2\alpha+2}$, then Presenter introduces $\omega - \omega'$ times the same interval $[r, l]$.

Each interval introduced in the final phase intersects with all intervals from both initial phases and all intervals in $Y_1 \cup Y_2$. Thus, Algorithm is forced to use $|\mathcal{C}_1 \cup \mathcal{C}_2| + \omega - \omega' = |\mathcal{C}_1| + |\mathcal{C}_2 \setminus \mathcal{C}_1| + \omega - \omega' \geq \omega - o(\omega) + \frac{\alpha+\frac{1}{2}}{\alpha+1}\omega = (2 - \frac{1}{2\alpha+2})\omega - o(\omega)$ colors in total.

Case 2: If $|\mathcal{C}_2 \setminus \mathcal{C}_1| < \frac{\omega}{2\alpha+2}$, then Presenter introduces ω' intervals, all of them having endpoints $[M + 1 + 5\varepsilon/12, l]$. Let Q be the set of colors used by Algorithm in this *pre-final phase*. We have $\mathcal{C}_2 \cap Q = \emptyset$, and we assumed that $|\mathcal{C}_2 \setminus \mathcal{C}_1| \leq \frac{\omega}{2\alpha+2}$, thus we have $|Q \setminus \mathcal{C}_1| \geq \frac{\omega}{2\alpha+2}$, and now we are in the case 1 with $\mathcal{C}_2 \rightarrow Q$, see Fig. 5.

The longest interval introduced by Presenter in both cases has length strictly less than $2M + \varepsilon$, and the whole game is played in the region $[0, 2M + 2 + \varepsilon]$. \square

Corollary 17. *There is an $\langle \alpha_n, 3 \cdot 2^n - 4 + \varepsilon, 3 \cdot 2^n - 2 + \varepsilon \rangle$ -schema, for every $n \in \mathbb{N}_+$ and every $\varepsilon > 0$, where*

$$\alpha_n = \frac{(\sqrt{7} - 4)(\sqrt{7} - 3)^n + (\sqrt{7} + 4)(-\sqrt{7} - 3)^n}{(\sqrt{7} - 1)(\sqrt{7} - 3)^n + (\sqrt{7} + 1)(-\sqrt{7} - 3)^n}.$$

Proof. The argument is similar to Corollaries 12 and 15, but now we solve the recurrence equations $\alpha_0 = 1$, $\alpha_{n+1} = 2 - \frac{1}{2\alpha_n+2}$, and $M_0 = 1$, $M_{n+1} = 2M_n + 2$, $\sigma_0 = 1$, $\sigma_{n+1} = 2M_n$. \square

Note that, similarly to Observation 13, one could already use Corollary 17 to get a lower bound arbitrarily close to $\lim_{n \rightarrow \infty} \alpha_n = \frac{1+\sqrt{7}}{2}$ for the asymptotic competitive ratio of any online algorithm that work for all $\sigma \geq 1$. Nonetheless in Sect. 3.4 we prove a stronger $5/2$ lower bound.

Theorem (Reminder of Theorem 5). *For every $\sigma > 2$ there is no online algorithm for σ -interval coloring with the asymptotic competitive ratio less than $7/4$.*

Proof. Observe that, for $n = 1$, Corollary 17 gives a $\langle \frac{7}{4}, 2 + \varepsilon, 4 + \varepsilon \rangle$ -schema. For every $\delta > 0$, there is an ω_0 such that for each $\omega \geq \omega_0$ there is a strategy for Presenter that presents intervals of length in $[1, 2 + \varepsilon]$ and forces Algorithm to use $(\frac{7}{4} - \delta) \cdot \omega$ colors on an ω -colorable set of intervals. \square

3.4. The $5/2$ Lower Bound. Before we present our main negative result, we need to prove two simple combinatorial lemmas.

Lemma 18. *Let $\gamma \in [0, 1]$. For every four sets X_1, \dots, X_4 , each of size k , if their intersection is small: $|\bigcap_{i=1}^4 X_i| \leq (1 - \gamma) \cdot k$, their sum is large: $|\bigcup_{i=1}^4 X_i| \geq \frac{3+\gamma}{3} \cdot k$.*

Proof. Each element which belongs to the sum but does not belong to the intersection can belong to at most three sets. Thus, we have

$$4 \cdot \left(k - \left| \bigcap_{i=1}^4 X_i \right| \right) \leq 3 \cdot \left(\left| \bigcup_{i=1}^4 X_i \right| - \left| \bigcap_{i=1}^4 X_i \right| \right),$$

and so

$$(3 + \gamma) \cdot k \leq 4k - \left| \bigcap_{i=1}^4 X_i \right| \leq 3 \cdot \left| \bigcup_{i=1}^4 X_i \right|.$$

□

Lemma 19. *Let $\gamma \in [0, 1]$, and X_1, \dots, X_{4^n} be a family of 4^n sets, each of size k . Then, either*

$$\left| \bigcup_{i=1}^{4^n} X_i \right| \geq \left(\frac{3 + \gamma}{3} \right)^n k,$$

or the sequence $1, 2, \dots, 4^n$ can be covered with four disjoint intervals $[l_1, r_1], \dots, [l_4, r_4]$, $l_1 = 1$, $l_{i+1} = r_i + 1$, $r_i = 4^n$, such that for $Y_i = \bigcup_{j=l_i}^{r_i} X_j$ the intersection of Y_i 's is large:

$$|Y_1 \cap Y_2 \cap Y_3 \cap Y_4| \geq (1 - \gamma) \cdot k.$$

Proof. Consider $n + 1$ families of sets defined as follows: $\mathcal{X}_i^0 := X_i$ for every $i \in [4^n]$, and $\mathcal{X}_i^j := \bigcup_{l=4^{i-3}}^{4^i} \mathcal{X}_l^{j-1}$ for every $j \in [n]$ and $i \in [4^{n-j}]$. See Fig. 6.

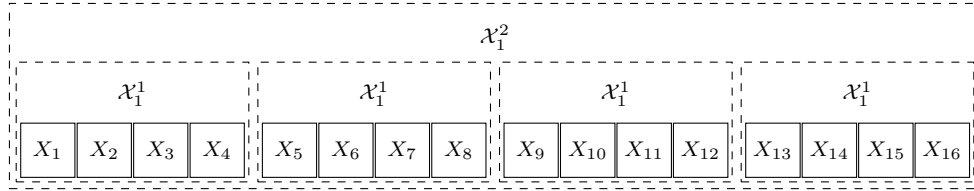


FIGURE 6. \mathcal{X}_i^j sets in Lemma 19

If for some i, j we have $|\bigcap_{l=4^{i-3}}^{4^i} \mathcal{X}_l^j| \geq (1 - \gamma) \cdot k$, then we are done. Thus, we assume that $\forall_{i,j} : |\bigcap_{l=4^{i-3}}^{4^i} \mathcal{X}_l^j| < (1 - \gamma) \cdot k$. Let $\varrho := \frac{3+\gamma}{3} \in [1, \frac{4}{3}]$. We prove that $\forall_{j,i} : |\mathcal{X}_i^j| \geq \varrho^j k$, by induction on j . For $j = 0$ the statement is obvious because $\forall_i : |\mathcal{X}_i^0| = |X_i| = k = \varrho^0 k$. For $j + 1$ and arbitrary i , let $k' = \varrho^j k$ and observe that $|\mathcal{X}_{4^{i-3}}^j|, \dots, |\mathcal{X}_{4^i}^j| \geq \varrho^j k = k'$. We may ignore some elements of those sets and assume that $|\mathcal{X}_{4^{i-3}}^j| = \dots = |\mathcal{X}_{4^i}^j| = k'$, moreover we assumed that $|\mathcal{X}_{4^{i-3}}^j \cap \dots \cap \mathcal{X}_{4^i}^j| < (1 - \gamma)k = \frac{1-\gamma}{\varrho^j} \varrho^j k = (1 - \gamma')k'$, where $\gamma' \in [0, 1]$ and $\gamma' > \gamma$. We apply Lemma 18 and get $|\mathcal{X}_{4^{i-3}}^j \cup \dots \cup \mathcal{X}_{4^i}^j| \geq \frac{3+\gamma'}{3} k'$. Thus, $|\mathcal{X}_i^{j+1}| \geq \frac{3+\gamma'}{3} k' > \frac{3+\gamma}{3} k' = \varrho k' = \varrho^{j+1} k$. □

Lemma 20. *If there is an $\langle \alpha, \sigma, M \rangle$ -schema, then for every $\varepsilon > 0$ and for every $\gamma \in (0, 1)$, there is a $\langle \frac{5}{4} + \frac{1}{2}(1 - \gamma)\alpha, 4^n M + \varepsilon, 4^n M + \varepsilon \rangle$ -schema, for some $n := n(\gamma)$.*

Proof. Let $\omega \in \mathbb{N}_+$, and $\omega' = \lfloor \frac{\omega}{2} \rfloor$. Let S be an $\langle \omega', \alpha\omega' - \delta, \sigma, M \rangle$ -strategy for some $\delta = o(\omega')$.

In the initial phase, Presenter uses strategy S inside each of 4^n disjoint intervals, $[(i - 1)(M + \frac{\varepsilon}{4^n}), (i - 1)(M + \frac{\varepsilon}{4^n}) + M]$ for each $i \in [4^n]$. See Fig. 7. Algorithm uses $C = \alpha\omega' - \delta$ colors in each of these games. Let \mathcal{X}_i denote the set of C colors used by Algorithm in the i -th game. Let \mathcal{X} denote the set of all colors used in the initial phase, i.e., $\mathcal{X} = \bigcup_{i \in [4^n]} \mathcal{X}_i$.

We apply Lemma 19 to the family $\mathcal{X}_1, \dots, \mathcal{X}_{4^n}$ and get that either the union of these sets has at least $(\frac{3+\gamma}{3})^n \cdot C$ elements, or we get four disjoint consecutive subfamilies $\mathcal{Y}_1, \dots, \mathcal{Y}_4$, $\mathcal{Y}_i = \bigcup_{j=l_i}^{r_i} \mathcal{X}_j$ such that the size of the intersection $\mathcal{Y}_1 \cap \mathcal{Y}_2 \cap \mathcal{Y}_3 \cap \mathcal{Y}_4$ has at least $(1 - \gamma) \cdot C$ elements.

Case 1: If the size of the union $|\mathcal{X}|$ is at least $(1 + \frac{\gamma}{3})^n \cdot C$, then Presenter introduces ω' intervals, all of them having endpoints $[0, 4^n M + \varepsilon]$. See Fig. 7. Each interval introduced in the final phase intersects with all intervals introduced in the initial phase. Thus, Algorithm is forced to use at least $|\mathcal{X}| + \omega' \geq \frac{1}{2}((1 + \frac{\gamma}{3})^n \alpha + 1)\omega - o(\omega)$ colors in total. Easy calculation shows that for $\gamma \in (0, 1)$, $\alpha \in [1, 3]$ and for any $n \geq \log_{1+\frac{\gamma}{3}}(5/2 - \gamma)$, we have $\frac{1}{2} + \frac{1}{2}(1 + \frac{\gamma}{3})^n \alpha \geq \frac{5}{4} + \frac{1}{2}(1 - \gamma)\alpha$.

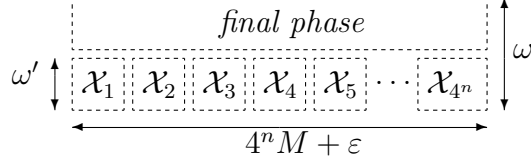


FIGURE 7. Case 1: $|\mathcal{X}|$ is large

Case 2: The size of the intersection $|\mathcal{Y}_1 \cap \dots \cap \mathcal{Y}_4|$ is at least $(1 - \gamma) \cdot C$. Let $\mathcal{Y} = \mathcal{Y}_1 \cap \mathcal{Y}_2 \cap \mathcal{Y}_3 \cap \mathcal{Y}_4$ denote the colors that appear in all four parts of the initial phase. Presenter introduces set Z_1 of ω' intervals, all of them having endpoints $[0, \frac{r_1+l_2}{2}]$. Intervals in Z_1 cover all intervals contributing to \mathcal{Y}_1 and are disjoint with intervals contributing to \mathcal{Y}_2 . See Fig. 8. Let \mathcal{Z}_1 be the set of colors used by Algorithm to color Z_1 .

Then Presenter introduces set Z_2 of ω' intervals, all of them having endpoints $[\frac{r_3+l_4}{2}, 4^n M + \varepsilon]$. Intervals in Z_2 cover all intervals contributing to \mathcal{Y}_4 and are disjoint with intervals contributing to \mathcal{Y}_3 . Let \mathcal{Z}_2 be the set of colors used by Algorithm to color Z_2 .

Clearly, $|\mathcal{Z}_1| = |\mathcal{Z}_2| = \omega'$, and $\mathcal{Z}_1 \cap \mathcal{Y} = \mathcal{Z}_2 \cap \mathcal{Y} = \emptyset$. Now we distinguish two subcases depending on the size of the set $\mathcal{Z}_2 \setminus \mathcal{Z}_1$.

Case 2.1: If $|\mathcal{Z}_2 \setminus \mathcal{Z}_1| \geq \frac{1}{4}\omega$, then Presenter introduces set W of ω' intervals, all of them having endpoints $[\frac{3r_1+l_2}{4}, \frac{r_3+3l_4}{4}]$. These intervals cover all the intervals contributing to \mathcal{Y}_2 , and \mathcal{Y}_3 , intersect all intervals in Z_1 , and Z_2 . Let \mathcal{W} be the set of colors used by Algorithm to color W . By the definition, we have $\mathcal{W} \cap \mathcal{Y} = \mathcal{W} \cap \mathcal{Z}_1 = \mathcal{W} \cap \mathcal{Z}_2 = \emptyset$. Algorithm was forced to use $|\mathcal{W}| + |\mathcal{Z}_1| + |\mathcal{Z}_2 \setminus \mathcal{Z}_1| + |\mathcal{Y}| \geq (\frac{1}{2} + \frac{1}{2} + \frac{1}{4})\omega + \frac{1}{2}(1 - \gamma)\alpha\omega - o(\omega) = (\frac{5}{4} + \frac{1}{2}(1 - \gamma)\alpha)\omega - o(\omega)$ colors in total. See Fig. 8.

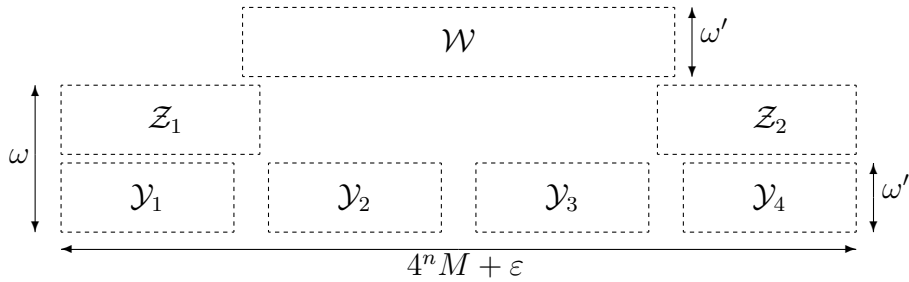


FIGURE 8. Case 2.1: $|\mathcal{Y}|$ is large and $|\mathcal{Z}_2 \setminus \mathcal{Z}_1| \geq \frac{1}{4}\omega$

Case 2.2: If $|\mathcal{Z}_2 \setminus \mathcal{Z}_1| < \frac{1}{4}\omega$, then let $\mathcal{Z} = \mathcal{Z}_1 \cap \mathcal{Z}_2$ and observe that $|\mathcal{Z}| \geq \lfloor \frac{\omega}{4} \rfloor$. Presenter introduces set W_1 of ω' intervals, all of them having endpoints $[\frac{3r_1+l_2}{4}, \frac{r_2+3l_3}{4}]$ and set W_2 of ω' intervals, all of them having endpoints $[\frac{3r_2+l_3}{4}, \frac{r_3+3l_4}{4}]$. Let \mathcal{W} be the set of colors used by Algorithm to color intervals in $W_1 \cup W_2$. We have that $|\mathcal{W}| = 2\omega'$, and $\mathcal{W} \cap \mathcal{Y} = \mathcal{W} \cap \mathcal{Z} = \emptyset$. Algorithm was forced to use $|\mathcal{W}| + |\mathcal{Z}| + |\mathcal{Y}| \geq (1 + \frac{1}{4})\omega + \frac{1}{2}(1 - \gamma)\alpha\omega - o(\omega) = (\frac{5}{4} + \frac{1}{2}(1 - \gamma)\alpha)\omega - o(\omega)$ colors in total. See Fig. 9.




FIGURE 9. Case 2.2: $|\mathcal{Y}|$ is large and $|\mathcal{Z}_2 \setminus \mathcal{Z}_1| < \frac{1}{4}\omega$

□

Corollary 21. *There is an $\langle \alpha_n, 4^{nf(\gamma)} + \varepsilon, 4^{nf(\gamma)} + \varepsilon \rangle$ -schema, for every $n \in \mathbb{N}_+$, every $\varepsilon > 0$, and every $\gamma \in (0, 1)$, where*

$$\alpha_n = \frac{5}{2} \frac{1}{1+\gamma} - \frac{(3-2\gamma)}{2(1+\gamma)} \left(\frac{1-\gamma}{2} \right)^n, \quad f(\gamma) = \left\lceil \frac{\log(\frac{5}{2} - \gamma)}{\log(1 + \frac{\gamma}{3})} \right\rceil.$$

Proof. The argument is similar to Corollaries 12, 15, and 17, but now we solve the recurrence equations $\alpha_0 = 1$, $\alpha_{n+1} = \frac{5}{4} + \frac{1}{2}(1-\gamma)\alpha_n$ for competitive ratio, and $L_0 = 1$, $L_{n+1} = 4^{f(\gamma)}L_n$, $a_n = L_n$ for interval and region lengths. □

Theorem (Reminder of Theorem 6). *For every $\varepsilon > 0$ there is $\sigma \geq 1$ such that there is no online algorithm for σ -interval coloring with the asymptotic competitive ratio $5/2 - \varepsilon$.*

Proof. Setting γ small enough and n large enough, Corollary 21 gives us a $\langle \frac{5}{2} - \frac{\varepsilon}{2}, \sigma, \sigma \rangle$ -schema, for some value of σ . Thus, there is ω_0 such that for each $\omega \geq \omega_0$ there is a strategy for Presenter that presents intervals of length at most σ and forces Algorithm to use $(\frac{5}{2} - \varepsilon) \cdot \omega$ colors on an ω -colorable set of intervals, and the theorem follows. □

4. OPEN PROBLEMS

There are still large gaps between the best known lower and upper bounds for the optimal competitive ratios for online σ -interval coloring problems. Figure 10 summarizes these bounds. It would be interesting to close the gap even for a single specific σ . For example, for $\sigma = 3/2$ the optimal online algorithm has the competitive ratio somewhere between $5/3$ and $5/2$.

Finally, let us conjecture that the lower bound of Theorem 6 is tight.

Conjecture 22. *There is a $5/2$ -competitive online algorithm for σ -interval coloring, for every $\sigma \geq 1$.*

REFERENCES

- [1] Seymour Benzer. On the topology of the genetic fine structure. *Proceedings of the National Academy of Sciences of the United States of America*, 45(11):1607–1620, 1959.
- [2] Leah Epstein and Meital Levy. Online interval coloring and variants. In *ICALP 2005: 32nd International Colloquium on Automata, Languages and Programming, Lisbon, Portugal, July 2005. Proceedings*, volume 3580 of *Lecture Notes in Computer Science*, pages 602–613, 2005.
- [3] P. C. Fishburn and R. L. Graham. Classes of interval graphs under expanding length restrictions. *Journal of Graph Theory*, 9(4):459–472, 1985.
- [4] Martin Charles Golumbic. *Algorithmic Graph Theory and Perfect Graphs (Annals of Discrete Mathematics, Vol 57)*. Elsevier, 2 edition, 2004.

- [5] Magnús M. Halldórsson. Parallel and on-line graph coloring. *Journal of Algorithms*, 23(2):265–280, 1997.
- [6] Magnús M. Halldórsson and Mario Szegedy. Lower bounds for on-line graph coloring. *Theoretical Computer Science*, 130(1):163–174, 1994.
- [7] K. Junosza-Szaniawski, P. Rzażewski, J. Sokół, and K. Węsek. Online coloring and $l(2,1)$ -labeling of unit disk intersection graphs. *SIAM Journal on Discrete Mathematics*, To appear.
- [8] H.A. Kierstead, David A. Smith, and W.T. Trotter. First-fit coloring on interval graphs has performance ratio at least 5. *European Journal of Combinatorics*, 51:236–254, 2016.
- [9] Henry A. Kierstead and William T. Trotter. An extremal problem in recursive combinatorics. In *12th Southeastern Conference on Combinatorics, Graph Theory and Computing, Baton Rouge, LA, USA, March 1981. Proceedings, vol. II*, volume 33 of *Congressus Numerantium*, pages 143–153, 1981.
- [10] C. Lekkekerker and J. Boland. Representation of a finite graph by a set of intervals on the real line. *Fundamenta Mathematicae*, 51(1):45–64, 1962.
- [11] N. S. Narayanaswamy and R. Subhash Babu. A note on first-fit coloring of interval graphs. *Order*, 25(1):49–53, 2008.

(G. Gutowski, P. Mikos, A. Polak) THEORETICAL COMPUTER SCIENCE DEPARTMENT, FACULTY OF MATHEMATICS AND COMPUTER SCIENCE, JAGIELLONIAN UNIVERSITY, KRAKÓW, POLAND
E-mail address: {gutowski,mikos,polak}@tcs.uj.edu.pl

(K. Junosza-Szaniawski, J. Sokół) FACULTY OF MATHEMATICS AND INFORMATION SCIENCE, WARSAW UNIVERSITY OF TECHNOLOGY, POLAND
E-mail address: {k.szaniawski,j.sokol}@mini.pw.edu.pl

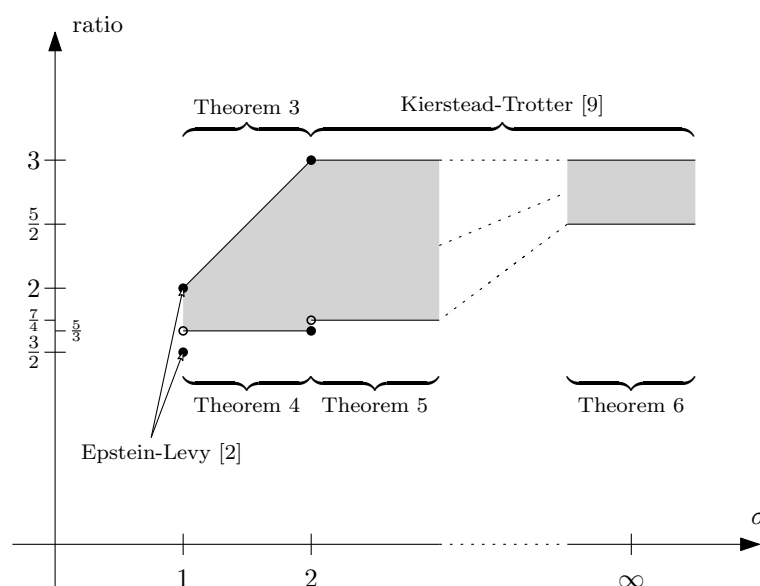


FIGURE 10. Current bounds for competitive ratio