

An algebraic method for steady-state detection in stochastic reaction networks

Tan Vu Van · Yoshihiko Hasegawa

Received: date / Accepted: date

Abstract Steady-state is an essential concept in reaction networks. Its properties, number and stability, reflect fundamental characteristics of several biological phenomena such as molecular switches, cell differentiation, and memory. Because biochemical reactions occur at the cellular level, they are affected by unavoidable fluctuations. Although several methods have been proposed to detect and analyze the stability of steady-states for deterministic models, these methods cannot be applied to stochastic reaction networks. In this paper, we propose an algorithm based on algebraic methods to detect steady-states of stochastic reaction networks. The proposed method can be used to calculate necessary and sufficient parameters such that the stochastic reaction network has a prescribed number of steady-states. To evaluate our proposed method, we perform computer simulations for three typical chemical reactions and demonstrate that the results obtained with our method are consistent with the simulation results.

Keywords Stochastic reaction networks · Steady-state detection · Computational Algebra

1 Introduction

Biochemical reaction networks are mathematical models used for describing biological processes, such as signal transduction and gene expression, at the cellular level [1, 2]. Since most of the biological processes that constitute an

organisms' activity are either in or moving toward a steady-state, elucidating the number and stability of the steady-state provides an understanding of the behavior of the biochemical processes [3, 4]. Although a great deal of effort has been put into the formulation and analysis of reaction networks, detecting and analyzing steady-states of reaction networks remain challenging [5–7]. Two commonly used models for reaction networks are continuous deterministic models and discrete stochastic models. In deterministic models, no randomness is involved and all state variables are predictable. Deterministic models are often described by a set of ordinary differential equations and are most appropriate when the molecule numbers of all reactant species are sufficiently large that underlying fluctuations can be ignored. However, in biological processes, noise is unavoidable and plays functional roles such as noise-induced bistability and oscillation [8, 9]. Low molecule numbers of only a few reactant species can lead to significant fluctuations. In such cases, deterministic models fail to accurately depict the dynamics of the system; therefore, stochastic models are necessary. Previous studies have shown that the stochastic dynamics of a well-mixed chemically reacting system can be accurately modeled by the chemical master equation (CME) [10, 11]. In most cases, the CME has not been analytically solved. Hence numerical computations such as stochastic simulation algorithms [12–14], finite state projection method [15], and quantized tensor trains [16] are often conducted. Although these numerical methods can help us obtain the steady-state distribution with a particular parameter value, it is intractable to apply these methods to calculate the parameters that yield steady-states of reaction networks.

Over the past few years, there have been many attempts to apply algebraic methods to the analysis of reaction networks [6, 17–24]. The biggest advantage of the algebraic method is that it does not require knowledge of parameter

T. Vu Van (✉) · Y. Hasegawa
Department of Information and Communication Engineering, Graduate School of Information Science and Technology, The University of Tokyo, Tokyo 113-8656, Japan
E-mail: tan@biom.t.u-tokyo.ac.jp

Y. Hasegawa
E-mail: hasegawa@biom.t.u-tokyo.ac.jp

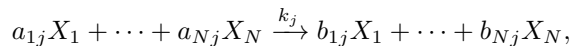
values. In algebraic computations, the parameters of reaction networks are treated as symbolic quantities rather than as numbers. Moreover, at the steady-state, rate equations of the deterministic model form an algebraic variety that can be studied using algebraic geometry. Martínez *et al.* [19] proposed a procedure to locate the steady-states of reaction networks from an algebraic geometry method-derived formula. By computing Gröbner basis [25] of rate equations, one can derive the bifurcation diagram of the reactant concentration at the steady-state in terms of a specific parameter. In [20], by exploiting exact symbolic computation, an approach is presented for analyzing the stability of a large class of biological networks that modeled as autonomous systems of differential equations. Siegal-Gaskins *et al.* [22] applied Sturm's theorem to the analysis of bistable biological circuits. All of these works could only be applied to deterministic models. To the best of our knowledge, steady-state detection has not been explored in the case of stochastic models.

In the present paper, we propose an algebraic method to detect steady-states of stochastic reaction networks. Specifically, we analyze the necessary and sufficient parameters such that the reaction network has exactly $s \in \mathbb{N}_{>0}$ steady-states. First, we compute closed-moment equations of reaction networks from the CME. At the steady-state, moments are considered to be time-invariant and moment equations form an algebraic variety whose solutions hold the information of moments at the steady-state. Since moment equations are obtained through approximation, there is the possibility that physically inappropriate steady-states will be included in the solutions. To eliminate these inadmissible steady-states, inequation constraints, positivity of both means and variances, and the upper bound of variances are added. Eventually, a system of multivariate polynomials that contains equations and inequations is obtained. Finally, an algebraic method is applied to compute the conditions of parameters such that the system has exactly s solutions. We demonstrate the validity of our method on three well-known reaction network models: a reversible dimerization system, two-component Michaelis–Menten enzyme reactions, and a Brusselator model. We perform stochastic simulations and show that our results agree with the simulation results. The results of our proposed method provide an insight into the dynamic behavior of the reaction network at the steady-state. The volume of the space of admissible parameters can be considered as a quantity, which indicates the robustness of the system. Moreover, with the flexibility of adding constraint conditions, our method can be used as a tool to explore the parameter configurations, which satisfy requirements in the design process of stochastic biocircuits [26].

2 Preliminaries

2.1 Reaction networks

We consider a general reaction network with N reactant species X_1, \dots, X_N interacting through M reaction channels $\mathcal{C}_1, \dots, \mathcal{C}_M$ inside a cell with fixed volume Ω . The system is assumed to be well-mixed. The reaction channel \mathcal{C}_j ($1 \leq j \leq M$) is of the type:



where $a_{ij}, b_{ij} \in \mathbb{N}_{\geq 0}$ are the stoichiometric coefficients and $k_j \in \mathbb{R}_{>0}$ is the macroscopic rate of reaction. The state of system is fully determined by the vector of molecule numbers of each species, $\mathbf{n} = (n_1, \dots, n_N)$, where $n_i \in \mathbb{N}_{\geq 0}$ is the molecule number of the species X_i . The CME describing the time evolution of the system is given by

$$\frac{\partial P(\mathbf{n}, t)}{\partial t} = \sum_{j=1}^M (f_j(\mathbf{n} - \mathbf{V}_j)P(\mathbf{n} - \mathbf{V}_j, t) - f_j(\mathbf{n})P(\mathbf{n}, t)), \quad (1)$$

where $\mathbf{V} = [b_{ij} - a_{ij}] \in \mathbb{Z}^{N \times M}$ is a stoichiometric matrix, \mathbf{V}_j denotes the j^{th} column of matrix \mathbf{V} , $P(\mathbf{n}, t)$ is the probability that the system will be in state \mathbf{n} at time t , and $f_j(\mathbf{n})$ represents the propensity function to account for the transition from a given state \mathbf{n} to any other state in the reaction channel \mathcal{C}_j ($1 \leq j \leq M$). Under the assumption of mass-action kinetics, the propensity function $f_j(\mathbf{n})$ has the following form:

$$f_j(\mathbf{n}) = \Omega^{1 - \sum_{i=1}^N a_{ij}} k_j \prod_{i=1}^N \frac{n_i!}{(n_i - a_{ij})!}. \quad (2)$$

The solution of CME completely describes the stochastic dynamics of the system. However, in most cases, this differential equation is extremely difficult to solve explicitly. Consequently, stochastic simulation algorithms, such as the Gillespie algorithm [12] or its modifications [13], are often used to simulate the dynamics of the system. Although stochastic simulation can exactly describe the stochastic evolution of the system, these methods are very computationally expensive when the number of reactant species is large. In these cases, the precision of the stochastic simulation is often sacrificed for faster, yet more approximate, methods. Various numerical and analytical methods have been proposed to approximately solve the CME, e.g., approximations of the CME solution by solving a truncated version of the Markov process [15, 16], linear noise approximation [27–29], moment closure methods [30–35], and chemical Langevin equation treatments [36].

2.2 Algebraic preliminaries

Let \mathbb{K} be an arbitrary field and $\mathbb{K}[x_1, \dots, x_n]$ be the ring of multivariate polynomials over \mathbb{K} with variables $x_1 \prec x_2 \prec \dots \prec x_n$, where \prec denotes the ascending order of variables. \mathbf{x} and \mathbf{x}_m ($m < n$) are used to denote x_1, \dots, x_n and x_1, \dots, x_m , respectively. For any polynomial $P \in \mathbb{K}[\mathbf{x}]$ and variable x_m , P can be viewed as a univariate polynomial in x_m over $\mathbb{K}[x_{m-1}, x_{m+1}, \dots, x_n]$. $\deg(P, x_m)$ denotes the degree of P in x_m and $\text{lc}(P, x_m)$ represents the leading coefficient of P with respect to (w.r.t.) x_m . For convenience, we define $\deg(0, x_m) \triangleq -1$. The largest variable effectively appearing in P is called the leading variable of P and is denoted by $\text{lv}(P)$. If $\text{lv}(P) = x_i$ then the initial and reductum of P will be defined as follows:

$$\text{ini}(P) \triangleq \text{lc}(P, x_i), \quad \text{red}(P) \triangleq P - \text{lc}(P, x_i)x_i^{\deg(P, x_i)}.$$

For any two nonzero polynomials $P, Q \in \mathbb{K}[\mathbf{x}]$ with $\deg(P, x_m) = n_1$ and $\deg(Q, x_m) = n_2 > 0$, the pseudo-division algorithm computes two polynomials $S, R \in \mathbb{K}[\mathbf{x}]$ such that $I^r P = SQ + R$, where $I = \text{lc}(Q, x_m)$, $r = \max(n_1 - n_2 + 1, 0)$, $\deg(S, x_m) = \max(n_1 - n_2, -1)$, and $\deg(R, x_m) < n_2$. The polynomials S and R are called the *pseudo-quotient* and *pseudo-remainder* of P w.r.t. Q in x_m and denoted by $\text{pquo}(P, Q, x_m)$ and $\text{prem}(P, Q, x_m)$, respectively. If $\text{lv}(Q) = x_i$ then $\text{prem}(P, Q) \triangleq \text{prem}(P, Q, x_i)$, $\text{pquo}(P, Q) \triangleq \text{pquo}(P, Q, x_i)$. $\text{gcd}(P, Q, x_m)$ denotes the *greatest common divisor* of $P \neq 0$ and $Q \neq 0$ w.r.t. x_m .

For any two polynomial sets $\mathcal{P} = \{P_1, P_2, \dots, P_{N_p}\}$ and $\mathcal{Q} = \{Q_1, Q_2, \dots, Q_{N_q}\}$, the expressions $\mathcal{P} = 0$, $\mathcal{Q} \neq 0$, $\mathcal{Q} > 0$ correspond to $\{P_1 = 0, P_2 = 0, \dots, P_{N_p} = 0\}$, $\{Q_1 \neq 0, Q_2 \neq 0, \dots, Q_{N_q} \neq 0\}$ and $\{Q_1 > 0, Q_2 > 0, \dots, Q_{N_q} > 0\}$, respectively. $\text{Zero}(\mathcal{P})$ denotes the set of all common real zeros of the polynomials in \mathcal{P} . Additionally, we use the following notation:

$$\begin{aligned} \text{Zero}(\mathcal{P} \setminus \mathcal{Q}) &\triangleq \{\mathbf{x} \mid \mathbf{x} \in \text{Zero}(\mathcal{P}) \setminus \text{Zero}(\mathcal{Q})\}, \\ \text{Zero}(\mathcal{P}, \mathcal{Q} > 0) &\triangleq \{\mathbf{x} \mid \mathbf{x} \in \text{Zero}(\mathcal{P}), Q(\mathbf{x}) > 0 \forall Q \in \mathcal{Q}\}. \end{aligned}$$

For any set \mathcal{S} , $|\mathcal{S}|$ denotes the cardinality of the set \mathcal{S} , i.e., the number of elements of \mathcal{S} .

2.2.1 Resultant and subresultant

Suppose we are given two polynomials $P(x), Q(x)$ with $n_1 \geq n_2 > 0$ as follows:

$$\begin{aligned} P(x) &= p_0 x^{n_1} + p_1 x^{n_1-1} + \dots + p_{n_1-1} x + p_{n_1} \quad (p_0 \neq 0) \\ Q(x) &= q_0 x^{n_2} + q_1 x^{n_2-1} + \dots + q_{n_2-1} x + q_{n_2} \quad (q_0 \neq 0). \end{aligned}$$

$(n_1 + n_2) \times (n_1 + n_2)$ Sylvester matrix S of P and Q has the following form:

$$S = \begin{pmatrix} p_0 & p_1 & \dots & p_{n_1} & & & \\ & p_0 & p_1 & \dots & p_{n_1} & & \\ & & & & & & \\ & & & & & & \\ & & & & & & \\ q_0 & q_1 & \dots & q_{n_2} & & & \\ & q_0 & q_1 & \dots & q_{n_2} & & \\ & & & & & & \\ & & & & & & \\ & & & & & & \end{pmatrix} \begin{array}{l} \left. \vphantom{\begin{matrix} p_0 \\ \dots \\ p_{n_1} \end{matrix}} \right\} n_2 \\ \cdot \\ \left. \vphantom{\begin{matrix} q_0 \\ \dots \\ q_{n_2} \end{matrix}} \right\} n_1 \end{array}$$

Definition 1 Resultant of two polynomials P and Q w.r.t. x , which is denoted by $\text{res}(P, Q, x)$, is the determinant of S .

If $P, Q \in \mathbb{K}[x]$, then $\text{res}(P, Q, x) = 0$ if and only if P and Q have common non-constant factors in $\mathbb{K}[x]$ [25]. Moreover, if $\text{res}(P, P', x) \neq 0$ then the polynomial $P(x)$ does not hold multiple roots.

Let $S_{i'}^i$ be the submatrix of S obtained by deleting the last i of the n_2 rows of P coefficients, the last i of the n_1 rows of Q coefficients and the last $2i + 1$ columns, excepting column $n_1 + n_2 - i' - i$, for $0 \leq i' \leq i \leq n_2$. The polynomial $S_i(x) = \sum_{i'=0}^i \det(S_{i'}^i) x^{i'}$ is then called the i^{th} *subresultant* of P and Q w.r.t. x for $0 \leq i \leq n_2$. If $n_1 > n_2 + 1$, the definition of i^{th} subresultant $S_i(x)$ of P and Q w.r.t. x is extended as follows:

$$S_{n_2}(x) = q_0^{n_1 - n_2 - 1} Q, \quad S_i(x) = 0, \quad n_2 < i < n_1 - 1.$$

S_i is said to be *defective* of degree r if $\deg(S_i, x) = r < i$, and *regular* otherwise.

Definition 2 Let $P, Q \in \mathbb{K}[x]$ be two polynomials with $n_1 = \deg(P, x) \geq \deg(Q, x) = n_2 > 0$ and set

$$\bar{n} = \begin{cases} n_1 - 1, & \text{if } n_1 > n_2 \\ n_2, & \text{otherwise.} \end{cases}$$

Let $S_{\bar{n}+1} = P, S_{\bar{n}} = Q$ and S_i be the i^{th} subresultant of P and Q w.r.t. x for $0 \leq i < \bar{n}$, then the sequence of polynomials $S_{\bar{n}+1}, S_{\bar{n}}, \dots, S_0$ is called the *subresultant chain* of P and Q w.r.t. x .

There is an effective method for constructing subresultant chains by means of pseudo-division [37].

Definition 3 Let $S_{\bar{n}+1}, S_{\bar{n}}, \dots, S_0$ be the subresultant chain of P and Q w.r.t. x . The sequence of regular subresultants S_{d_2}, \dots, S_{d_r} is called the *subresultant regular subchain* (s.r.s.) of P and Q w.r.t. x if

1. $\bar{n} + 1 = d_1 > d_2 > \dots > d_r \geq 0$.
2. $S_{d_{i'}}$ is regular for all $2 \leq i' \leq r$ and S_i is defective for all $i \in \{0, \dots, \bar{n}\} \setminus \{d_2, \dots, d_r\}$.

The s.r.s S_{d_2}, \dots, S_{d_r} is renamed H_2, \dots, H_r in Algorithm 5. For any two polynomials $P, Q \in \mathbb{Z}[x_1, \dots, x_n]$ with $\deg(P, x_n) \geq \deg(Q, x_n)$, the s.r.s $\{H_i\}_{i=2}^r$ of P, Q provides an efficient way to calculate $\gcd(P, Q, x_n)$ without computing multiple gcds. Moreover, this s.r.s can be exploited to calculate $\text{Zero}(\{P, Q\} \setminus I)$ as follows [38]:

$$\text{Zero}(\{P, Q\} \setminus I) = \bigcup_{i=2}^r \text{Zero}(\{H_i, I_{i+1}, \dots, I_r\} \setminus \{I, I_i\}),$$

where $I = \text{lc}(Q, x_n)$, $I_i = \text{lc}(H_i, x_n)$ for all $i = 2, \dots, r$.

Definition 4 A polynomial set $\mathcal{T} = \{T_1, T_2, \dots, T_n\} \subset \mathbb{K}[\mathbf{x}]$ is called a triangular set if

1. $\mathcal{T} \cap \mathbb{K} = \emptyset$, i.e., \mathcal{T} does not contain any constant polynomial.
2. $\text{lv}(T_{i'}) \prec \text{lv}(T_i)$ for all $1 \leq i' < i \leq n$.

We use the following notations:

$$\mathcal{T}^{(m)} \triangleq \{T \in \mathcal{T} \mid \text{lv}(T) \preceq x_m\},$$

$$\mathcal{T}^{(m)} \triangleq \{T \in \mathcal{T} \mid \text{lv}(T) = x_m\}.$$

The pseudo-remainder $\text{prem}(P, \mathcal{T})$ of any polynomial $P \in \mathbb{K}[\mathbf{x}]$ w.r.t. \mathcal{T} is defined recursively as

$$\text{prem}(P, \mathcal{T}) \triangleq \text{prem}\left(\text{prem}(P, T_n, \text{lv}(T_n)), \mathcal{T}^{(n-1)}\right),$$

where $\text{prem}(P, \emptyset) \triangleq P$. Similarly, we define $\text{res}(P, \mathcal{T}) \triangleq \text{res}(\text{res}(P, T_n, \text{lv}(T_n)), \mathcal{T}^{(n-1)})$, where $\text{res}(P, \emptyset) \triangleq P$. If $\text{res}(P, \mathcal{T}) \neq 0$ then $\text{Zero}(\{P\})$ and $\text{Zero}(\mathcal{T})$ have no elements in common, i.e., P has no common solution with the system $\{\mathcal{T} = 0\}$.

Definition 5 A polynomial set $\mathcal{T} = \{T_1, T_2, \dots, T_n\} \subset \mathbb{K}[\mathbf{x}]$ is called a regular set if

1. \mathcal{T} is a triangular set.
2. $\text{res}(\text{ini}(T_i), \{T_1, \dots, T_{i-1}\}) \neq 0$ for all $1 \leq i \leq n$, i.e., the leading coefficient of T_i is non-zero when $x_1 = \bar{x}_1, \dots, x_{i-1} = \bar{x}_{i-1}$ are substituted. Here, $\{\bar{x}_1, \dots, \bar{x}_{i-1}\}$ is a solution of $\mathcal{T}^{(i-1)} = 0$.

For any two polynomial sets \mathcal{P} and \mathcal{Q} , if \mathcal{P} is a regular set then we call $\{\mathcal{P}, \mathcal{Q}\}$ a regular system.

3 Methods

3.1 Moment equations

Because obtaining analytical probability distributions that satisfy the CME is very difficult in most cases, their moments (e.g., mean and variance) are often computed to capture the behaviors of stochastic reaction networks. For obtaining moment equations, two methods are commonly

used: linear noise approximation (LNA) and moment closure approximation. For linear systems where all propensity functions of the system are linear, explicit expressions for moments can be obtained. However, for nonlinear systems, this is not the case because each moment depends on higher moments, resulting in an infinite hierarchy of moment equations. For that reason, several approximations have been proposed to obtain closed moment equations. These approaches approximate higher order moments by lower order ones assuming probability distributions (normal distribution [30, 31, 33], lognormal distribution [39, 40], Poisson distribution [40]) or totally ignore the higher order moments (central moment neglect [32, 34, 35]). If moment equations are truncated at the second order, i.e., only means and variances (covariances) are considered, approximations based on normal distribution and central moment neglect become equivalent. Since the moment closure approximation based on normal distribution is advantageous [41] and LNA is reported to be unreliable [32], we adopt this method to obtain moment equations.

We define the first two moments, i.e., means $\boldsymbol{\mu}$ and variances $\boldsymbol{\sigma}$, as follows:

$$\mu_i = \mathbb{E}[n_i] = \sum_{\mathbf{n}} n_i P(\mathbf{n}, t), \quad (3)$$

$$\begin{aligned} \sigma_{ii'} &= \mathbb{E}[(n_i - \mu_i)(n_{i'} - \mu_{i'})] \\ &= \sum_{\mathbf{n}} (n_i - \mu_i)(n_{i'} - \mu_{i'}) P(\mathbf{n}, t), \end{aligned} \quad (4)$$

and set all central moments above order two to zero. As a result, the equations of the first two moments are

$$\begin{aligned} \frac{d\mu_i}{dt} &= \sum_{j=1}^M V_{ij} \left(f_j(\boldsymbol{\mu}) + \frac{1}{2} \sum_{h,l} \frac{\partial^2 f_j(\boldsymbol{\mu})}{\partial n_h \partial n_l} \sigma_{hl} \right) \\ \frac{d\sigma_{ii'}}{dt} &= \sum_{j=1}^M \left(V_{ij} V_{i'j} \left(f_j(\boldsymbol{\mu}) + \frac{1}{2} \sum_{h,l} \frac{\partial^2 f_j(\boldsymbol{\mu})}{\partial n_h \partial n_l} \sigma_{hl} \right) \right. \\ &\quad \left. + V_{i'j} \sum_l \frac{\partial f_j(\boldsymbol{\mu})}{\partial n_l} \sigma_{il} + V_{ij} \sum_l \frac{\partial f_j(\boldsymbol{\mu})}{\partial n_l} \sigma_{i'l} \right). \end{aligned} \quad (5)$$

At the steady-states, all moments are time-invariant and moment equations form an algebraic variety as below:

$$\begin{aligned} \sum_{j=1}^M V_{ij} \left(f_j(\boldsymbol{\mu}) + \frac{1}{2} \sum_{h,l} \frac{\partial^2 f_j(\boldsymbol{\mu})}{\partial n_h \partial n_l} \sigma_{hl} \right) &= 0, \quad \forall i = 1, \dots, N, \\ \sum_{j=1}^M \left(V_{ij} V_{i'j} \left(f_j(\boldsymbol{\mu}) + \frac{1}{2} \sum_{h,l} \frac{\partial^2 f_j(\boldsymbol{\mu})}{\partial n_h \partial n_l} \sigma_{hl} \right) \right. \\ &\quad \left. + V_{i'j} \sum_l \frac{\partial f_j(\boldsymbol{\mu})}{\partial n_l} \sigma_{il} + V_{ij} \sum_l \frac{\partial f_j(\boldsymbol{\mu})}{\partial n_l} \sigma_{i'l} \right) = 0, \\ &\quad \forall i, i' = 1, \dots, N. \end{aligned} \quad (6)$$

Because the moment closure yields approximative equations, the solutions of the variety defined by Eq. (6) may contain invalid steady-states, including negative means or variances. Moreover, the variance should be bounded from above by a positive constant or a function of mean to reflect the noise level. Consequently, for all $1 \leq i \leq N$, we add into the variety the following inequations: $\mu_i > 0$, $\sigma_{ii} > 0$ to ensure that means and variances are positive and $c_i - \sigma_{ii} > 0$ or $d_i \mu_i - \sigma_{ii} > 0$ to control the noise intensity at the steady-state. Here, c_i, d_i are positive constants determined by the user. For stochastic dynamics, an individual trajectory may undergo large fluctuations while its moment dynamics are time-invariant, which cannot be regarded as steady-state from a practical viewpoint. These inequation constraints exclude such cases from steady-states. The value d_i can be interpreted as an upper bound of the Fano factor [2, 42, 43], which is a noise measure that correlates with the distribution width. One can also add the inequality $d_i \mu_i^2 - \sigma_{ii} > 0$ to control the coefficient of variation, which is a measure of the dispersion of a probability distribution. Finally, we obtain a semi-algebraic variety where variables are means $\boldsymbol{\mu}$ and variances $\boldsymbol{\sigma}$, and parameters are macroscopic rates of reactions k_1, k_2, \dots, k_M . The problem is transformed to obtaining conditions for parameters \boldsymbol{k} such that the semi-algebraic variety has exactly a prescribed number of real solutions. By renaming variables $\boldsymbol{x} = [\boldsymbol{\mu}, \boldsymbol{\sigma}]$ and parameters $\boldsymbol{k} = [k_1, k_2, \dots, k_M]$, the semi-algebraic variety can be viewed in the following form:

$$\begin{cases} P_1(\boldsymbol{x}, \boldsymbol{k}) = 0, \dots, P_{N_p}(\boldsymbol{x}, \boldsymbol{k}) = 0 \\ Q_1(\boldsymbol{x}, \boldsymbol{k}) > 0, \dots, Q_{N_q}(\boldsymbol{x}, \boldsymbol{k}) > 0 \end{cases} \quad (7)$$

Letting $\mathcal{P} = \{P_1, \dots, P_{N_p}\}$, $\mathcal{Q} = \{Q_1, \dots, Q_{N_q}\}$, we describe semi-algebraic variety of Eq. (7) as

$$\mathcal{P} = 0, \mathcal{Q} > 0. \quad (8)$$

If a stochastic reaction network involves N reactant species, then the number of equations is $N_p = N(N+3)/2$, and the number of inequations is $N_q \geq 3N$.

3.2 Parameter analysis

We describe an algebraic method to analyze the conditions of parameters such that the semi-algebraic variety defined by Eq. (8) has a prescribed number $s \in \mathbb{N}_{>0}$ of distinct real solutions.

3.2.1 Real solutions in a specific regular system

If the parameters of the regular system $\{\mathcal{P}, \mathcal{Q}\}$ are assigned specific values, then the distinct real solutions of $\{\mathcal{P} = 0, \mathcal{Q} > 0\}$ can be calculated precisely. Suppose that the polynomial set \mathcal{P} has the form $\{P_1, P_2, \dots, P_{N_p}\}$, here

$P_i \in \mathbb{R}[x_1, \dots, x_{N_p}], \forall i = 1, \dots, N_p$. First, we compute distinct real roots r_1, \dots, r_n of polynomial $P_1(x_1)$ and substitute each root $x_1 = r_i$ into \mathcal{P} to obtain a new regular set $\mathcal{P}^{(i)} = \{P_2^{(i)}, P_3^{(i)}, \dots, P_{N_p}^{(i)}\} \subset \mathbb{R}[x_2, \dots, x_{N_p}]$. The regular set $\mathcal{P}^{(i)}$ has $N_p - 1$ polynomials and if $\{x_2 = \alpha_2, \dots, x_{N_p} = \alpha_{N_p}\}$ is a solution of $\mathcal{P}^{(i)} = 0$ then $\{x_1 = r_i, x_2 = \alpha_2, \dots, x_{N_p} = \alpha_{N_p}\}$ is a solution of $\mathcal{P} = 0$. By repeating this procedure, one can acquire all distinct real solutions of $\mathcal{P} = 0$. Finally, we only need to examine whether a solution satisfies the conditions $\mathcal{Q} > 0$. The algorithm **ExactSolve**, which counts the number of distinct real solutions of a regular system, is described in Algorithm 3.

3.2.2 Regular system decomposition

A common way to analyze or solve a polynomial system is by computing the triangular decomposition of the system. It is known that a semi-algebraic system can be decomposed into several regular systems [38, 44]. If we let $\mathcal{P} = \{P_1, \dots, P_{N_p}\}$, $\mathcal{Q} = \{Q_1, \dots, Q_{N_q}\}$ be sets of multivariate polynomials, then one can decompose the set \mathcal{P} into a finite number of regular sets $\mathcal{T}_1, \dots, \mathcal{T}_J$ such that

$$\text{Zero}(\mathcal{P} \setminus \mathcal{Q}) = \bigcup_{i=1}^J \text{Zero}(\mathcal{T}_i \setminus \mathcal{Q}). \quad (9)$$

In this paper, we adopt the algorithm **RegSer** proposed by Wang [44] to decompose the polynomial system. To speed up this algorithm, we propose a parallel algorithm that decomposes each polynomial system. A sequential algorithm based on **RegSer** is executed inside this parallel algorithm. However, it can be observed that during the decomposition process the algorithm **RegSer** produces many polynomial systems $\{\mathcal{P}, \mathcal{Q}\}$, which has the property $\text{Zero}(\mathcal{P} \setminus \mathcal{Q}) = \emptyset$. To reduce computation and make the algorithm more efficient, we add a probabilistic test into the sequential decomposition. This test probabilistically eliminates polynomial systems that have no complex solution with some specific parameter values. The details of each algorithm can be seen in Algorithm 1, 4, 5.

Algorithm 1 ParallelDecomposition

Input: A polynomial system $\{\mathcal{P}, \mathcal{Q}\}$ in $\mathbb{K}[\mathbf{x}]$
Output: List of regular sets $\Theta = [\mathcal{T}_1, \dots, \mathcal{T}_J]$

- 1: set $\Phi \leftarrow \{\{\mathcal{P}, \mathcal{Q}, N_p\}, \Psi \leftarrow \emptyset$
- 2: **while** $\Phi \neq \emptyset$ **do**
- 3: parallel execute sequential decomposition for each $1 \leq i \leq |\Phi|$
 $[\Phi^{(i)}, \Psi^{(i)}] = \text{SequentialDecomposition}(\Phi[i])$
- 4: update $\Phi = \bigcup_i \Phi^{(i)}, \Psi = \Psi \cup \bigcup_i \Psi^{(i)}$
- 5: set $\Theta \leftarrow [\mathcal{T}_1, \dots, \mathcal{T}_J]$, here $\Psi = \{[\mathcal{T}_1, \mathcal{U}_1], \dots, [\mathcal{T}_J, \mathcal{U}_J]\}$
- 6: **return** Θ

To solve the parameter analysis problem, we compute the *border polynomial* $B(\mathbf{k})$ [45, 46], which has the following property: the number of distinct real solutions of the variety defined by Eq. (8) is invariant over each connected component of the complement of $B(\mathbf{k}) = 0$ in the parameter space. First, we define the border polynomial of a regular system as follows.

Definition 6 Suppose a regular system $\{\mathcal{P}, \mathcal{Q}\}$ is given, then the border polynomial $B_{\{\mathcal{P}, \mathcal{Q}\}}(\mathbf{k})$ of this system is defined as follows:

$$B_{\{\mathcal{P}, \mathcal{Q}\}}(\mathbf{k}) \triangleq \prod_{n=1}^{N_p} BP_n(\mathbf{k}) \times \prod_{m=1}^{N_q} BQ_m(\mathbf{k}),$$

where for all $1 \leq n \leq N_p, 1 \leq m \leq N_q$,

$$BP_n(\mathbf{k}) = \text{res}(\text{res}(P_n, P'_n, x_n), \{P_1, \dots, P_{n-1}\}),$$

$$BQ_m(\mathbf{k}) = \text{res}(Q_m, \mathcal{P}).$$

For arbitrary semi-algebraic varieties, the border polynomial is defined as follows.

Definition 7 Given a semi-algebraic variety as shown in Eq. (8), assume that the polynomial set \mathcal{P} is decomposed as Eq. (9), then the border polynomial $B(\mathbf{k})$ of the variety will be

$$B(\mathbf{k}) \triangleq \prod_{i=1}^J B_{\{\mathcal{T}_i, \mathcal{Q}\}}(\mathbf{k}).$$

In the following lemma and theorem, we prove the above-stated property of the border polynomial.

Lemma 1 *If a regular system $\{\mathcal{P}, \mathcal{Q}\}$ satisfies that $B_{\{\mathcal{P}, \mathcal{Q}\}}(\mathbf{k}) \neq 0$ for all $\mathbf{k} \in \mathcal{R}$, where \mathcal{R} is a continuous region, then $|\text{Zero}(\mathcal{P}, \mathcal{Q} > 0)|$ is invariant over \mathcal{R} .*

Proof As $B_{\{\mathcal{P}, \mathcal{Q}\}}(\mathbf{k}) = \prod_{n=1}^{N_p} BP_n(\mathbf{k}) \times \prod_{m=1}^{N_q} BQ_m(\mathbf{k}) \neq 0$, $BP_n(\mathbf{k}) \neq 0$ and $BQ_m(\mathbf{k}) \neq 0 \forall \mathbf{k} \in \mathcal{R}$. The conditions $BP_n(\mathbf{k}) \neq 0$ ($n = 1, \dots, N_p$) imply that the number of distinct real solutions of $\{\mathcal{P} = 0\}$ is invariant, while $BQ_m(\mathbf{k}) \neq 0$ ($m = 1, \dots, N_q$) indicate that each polynomial Q_m has no common solution with the system $\{\mathcal{P} = 0\}$. Let $\mathbf{x}_1(\bar{\mathbf{k}}), \dots, \mathbf{x}_r(\bar{\mathbf{k}})$ be the distinct real solutions of $\{\mathcal{P} = 0\}$ when $\mathbf{k} = \bar{\mathbf{k}}$. It can be seen that $\mathbf{x}_i(\bar{\mathbf{k}})$ ($i = 1, \dots, r$) are continuous functions of $\bar{\mathbf{k}}$ over region \mathcal{R} . Assume that indexes $1 \leq m \leq N_q, 1 \leq i \leq r$ and parameters $\mathbf{k}_1 \neq \mathbf{k}_2 \in \mathcal{R}$ such that $Q_m(\mathbf{x}_i(\mathbf{k}_1), \mathbf{k}_1)Q_m(\mathbf{x}_i(\mathbf{k}_2), \mathbf{k}_2) < 0$ exist. Since $Q_m(\mathbf{x}_i(\mathbf{k}), \mathbf{k})$ is a continuous function of \mathbf{k} , this inequality implies that there exists $\bar{\mathbf{k}} \in \mathcal{R}$ such that $Q_m(\mathbf{x}_i(\bar{\mathbf{k}}), \bar{\mathbf{k}}) = 0$. It means that Q_m has a common solution with the system $\{\mathcal{P} = 0\}$ and is contradictory. Therefore, the sign of $Q_m(\mathbf{x}_i(\mathbf{k}), \mathbf{k})$ does not change on region \mathcal{R} for all $m = 1, \dots, N_q$ and $i = 1, \dots, r$. Consequently, $|\text{Zero}(\mathcal{P}, \mathcal{Q} > 0)|$ is invariant over region \mathcal{R} . \square

Theorem 1 *Let $B(\mathbf{k})$ be the border polynomial of the variety defined by Eq. (8) and \mathcal{R} be a continuous region in the parameter space such that $B(\mathbf{k}) \neq 0 \forall \mathbf{k} \in \mathcal{R}$. Then the number of distinct real solutions of the variety is invariant over \mathcal{R} .*

Proof Since $B(\mathbf{k}) = \prod_{i=1}^J B_{\{\mathcal{T}_i, \mathcal{Q}\}}(\mathbf{k}) \neq 0$, it is obvious that $B_{\{\mathcal{T}_i, \mathcal{Q}\}}(\mathbf{k}) \neq 0 \forall \mathbf{k} \in \mathcal{R}$. According to Lemma 1, we obtain the result that $|\text{Zero}(\mathcal{T}_i, \mathcal{Q} > 0)|$ is a constant over \mathcal{R} for all $i = 1, \dots, J$. Therefore, $|\text{Zero}(\mathcal{P}, \mathcal{Q} > 0)| = \sum_{i=1}^J |\text{Zero}(\mathcal{T}_i, \mathcal{Q} > 0)|$ is also a constant. This means that the number of distinct real solutions of $\{\mathcal{P} = 0, \mathcal{Q} > 0\}$ is invariant over \mathcal{R} . \square

After obtaining the border polynomial $B(\mathbf{k})$, one can use cylindrical algebraic decomposition [47, 48] to decompose the complement of $B(\mathbf{k}) = 0$ into finitely connected regions such that the sign of $B(\mathbf{k})$ does not change over each region. The boundaries of these regions are the algebraic surfaces on which $B(\mathbf{k}) = 0$ holds. According to Theorem 1, the number of distinct real solutions of the variety is invariant over each region. By sampling an arbitrary value of the parameters from each region and applying **ExactSolve** to regular systems with specific parameters assigned, we can easily calculate the number of solutions of the variety in each region. Ultimately, we gather all satisfied regions and obtain the conditions of the parameters such that the variety has exactly s distinct real solutions. The schematic of our method is shown in Fig. 1.

Given all of these results, we propose the following algorithm to solve the problem of parameter analysis.

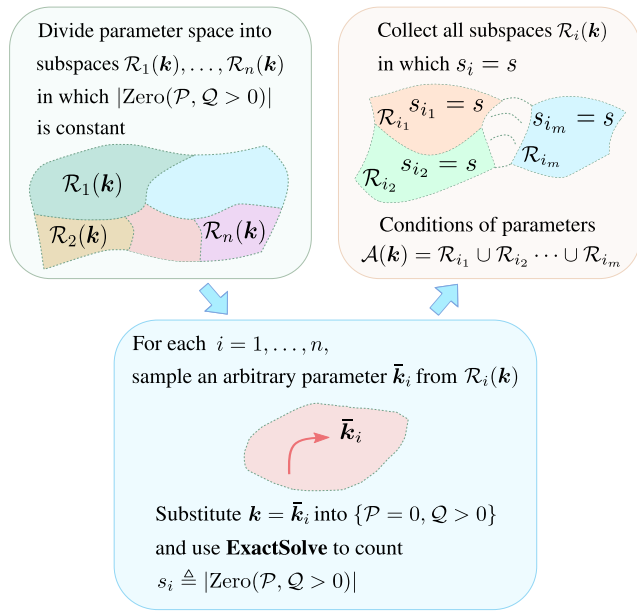


Fig. 1 (Color online) Outline of parameter analysis in our method. First, as in the left panel, parameter space is divided into a finite number of subspaces such that the number of distinct real solutions of $\{\mathcal{P} = 0, \mathcal{Q} > 0\}$ is invariant over each subspace. Next, the middle panel shows that a specific value of the parameter is sampled from each subspace to calculate the number of solutions by exploiting the algorithm **ExactSolve**. Finally, all satisfied subspaces are gathered, and one obtains the conditions of parameters as in the right panel.

Algorithm 2 ParameterAnalysis

Input: A polynomial system $\{\mathcal{P} = 0, \mathcal{Q} > 0\}$ and an integer $s \in \mathbb{N}_{>0}$

Output: The conditions of parameters \mathbf{k} such that the system has exactly s distinct real solutions.

- 1: set initial conditions of parameters $\mathcal{A} \leftarrow \emptyset$
 - 2: use algorithm **ParallelDecomposition** to decompose polynomial set \mathcal{P} as Eq. (9)
 - 3: compute the border polynomial $B(\mathbf{k})$ of the system $\{\mathcal{P}, \mathcal{Q}\}$
 - 4: decompose the complement of $B(\mathbf{k}) = 0$ into finitely connected cells $\mathcal{R}_1, \dots, \mathcal{R}_n$
 - 5: **for** $i = 1, \dots, n$ **do**
 - 6: sample an arbitrary point $\bar{\mathbf{k}}_i$ from cell \mathcal{R}_i
 - 7: substitute $\mathbf{k} = \bar{\mathbf{k}}_i$ into the system $\{\mathcal{P} = 0, \mathcal{Q} > 0\}$ and count the number of distinct real solutions $s_i \triangleq |\text{Zero}(\mathcal{P}, \mathcal{Q} > 0)|$ by calling algorithm **ExactSolve**
 - 8: set $\mathcal{A} \leftarrow \mathcal{A} \cup \mathcal{R}_i$ if $s_i = s$
 - 9: **return** \mathcal{A}
-

4 Results

Here, we illustrate how our proposed method works in typical stochastic reaction networks. To verify the validity of our proposed method, stochastic simulations are executed. For each specific parameter value, we run 10^6 realizations

of stochastic trajectories to obtain the means and variances at the steady-state. First, we perform numerical simulations to find the boundaries of the regions of satisfied parameters. The boundary here is considered to be the place at which a given constraint condition becomes broken. After that, we uniformly sample many points from the parameter space to determine the interior of satisfied regions. By sequentially applying these procedures, we obtain the simulation results for each considered case.

4.1 Dimerization system

We consider a simple dimerization reaction, comprising the following reactions [49]:



This system describes the dimerization process, in which formation and disintegration reversibly occur with reaction rates k_1, k_2 , respectively. The stoichiometric matrix \mathbf{V} of the system is

$$\mathbf{V} = \begin{bmatrix} -2 & 1 \\ 2 & -1 \end{bmatrix}.$$

Let $n_1(t)$ and $n_2(t)$ be the molecule numbers of X_1 and X_2 , respectively, at time t . This reaction network has a conservation relation $n_1(t) + 2n_2(t) = n_T$, where n_T is a constant positive integer. Therefore, the stochastic dynamics of the system can be described only by $n_2(t)$. Assuming mass-action kinetics, the propensity functions are given by

$$\mathbf{f}(n_2) = [\Omega^{-1}k_1(n_T - 2n_2)n_2, k_2n_2]^T.$$

The corresponding CME is as follows:

$$\begin{aligned} \frac{\partial P(n_2, t)}{\partial t} &= \Omega^{-1}k_1(n_T - 2n_2 + 2)(n_2 - 1)P(n_2 - 1, t) \\ &\quad + k_2(n_2 + 1)P(n_2 + 1, t) \\ &\quad - (\Omega^{-1}k_1(n_T - 2n_2)n_2 + k_2n_2)P(n_2, t). \end{aligned} \quad (11)$$

This system always relaxes to an equilibrium state after sufficient time has passed. For $i = 1, 2$, let μ_{X_i}, σ_{X_i} be the mean and variance, respectively, of the species X_i at a steady-state. Along with the positivity conditions for the means and variances, we add a constraint $\sigma_{X_2} < c$ where c is a positive constant. Since $\sigma_{X_1} = 4\sigma_{X_2}$, this constraint condition implies that $\sigma_{X_1} < 4c$. Under these constraints, we compute the conditions of k_1, k_2 under which the system has exactly one steady-state. The analytical and numerical results are shown in Fig. 2 for three c cases: (a) $c = 6$, (b) $c = 7$, and (c) $c = 8$. In Fig. 2, colored regions represent conditions obtained by the proposed analytical

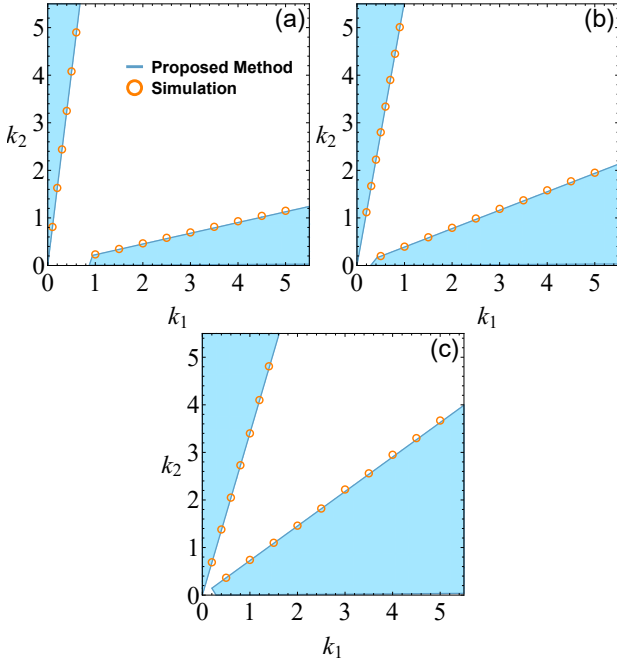
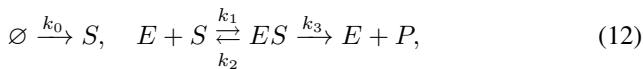


Fig. 2 (Color online) Parameter analysis of dimerization system with fixed parameters $\Omega = 100$, $n_T = 100$. Our analytical results (blue regions) represent the conditions of parameters such that the inequality $\sigma_{X_2} < c$ is satisfied at the steady-state. The simulation results (orange circles) indicate the boundaries of regions of satisfied parameters. Figures from left to right correspond to (a) $c = 6$, (b) $c = 7$, and (c) $c = 8$.

method and circles denote those by numerical simulations. The other parameter values are shown in the caption of Fig. 2. The analytical results consist of two unconnected regions, which steadily enlarge as c increases. It can be seen that our results agree with simulation results. Since the probability distribution of the system can be closely approximated by the normal distribution [33], third central moments can be neglected and the solution in Eq. (6) gives a good approximation of the means and variances at steady-states.

4.2 Michaelis–Menten enzyme reactions

The Michaelis–Menten enzyme reactions can be described by



where E , S , ES , and P represent the free enzyme, input substrate, enzyme–substrate complex, and product, respectively, and k_i ($0 \leq i \leq 3$) denotes the reaction rates. Let $n_E(t)$, $n_S(t)$, $n_{ES}(t)$, and $n_P(t)$ be the molecule numbers of reactant species E , S , ES , and P , respectively, at time t . This reaction network has a conservation relation $n_E(t) + n_{ES}(t) = n_T$, where n_T is a constant positive integer.

This implies that the sum of the molecule numbers of E and ES is constant at all times. Therefore, the behavior of this system can be characterized by two variables $n_E(t)$ and $n_S(t)$. The stoichiometric matrix \mathbf{V} is

$$\mathbf{V} = \begin{bmatrix} 1 & -1 & 1 & 0 \\ 0 & -1 & 1 & 1 \\ 0 & 1 & -1 & -1 \\ 0 & 0 & 0 & 1 \end{bmatrix}.$$

Assuming mass-action kinetics, the propensity functions are given by

$$\mathbf{f}(n_E, n_S) = [\Omega k_0, \Omega^{-1} k_1 n_E n_S, k_2 (n_T - n_E), k_3 (n_T - n_E)]^\top. \quad (13)$$

Substituting propensity functions in Eq. (13) into Eq. (1), we obtain the corresponding CME as follows:

$$\begin{aligned} \frac{\partial P(n_E, n_S, t)}{\partial t} = & \Omega k_0 P(n_E, n_S - 1, t) \\ & + \Omega^{-1} k_1 (n_E + 1)(n_S + 1) P(n_E + 1, n_S + 1, t) \\ & + (n_T - n_E + 1) \left(k_2 P(n_E - 1, n_S - 1, t) \right. \\ & \left. + k_3 P(n_E - 1, n_S, t) \right) - \left(\Omega k_0 + \Omega^{-1} k_1 n_E n_S \right. \\ & \left. + (k_2 + k_3)(n_T - n_E) \right) P(n_E, n_S, t). \end{aligned} \quad (14)$$

Because this reaction network always has one steady-state, this calculation puts emphasis on inequation constraints. We fix parameters $k_2 = 5$ and $k_3 = 4$ and analyze the conditions of parameters k_0 and k_1 . Let μ_E and σ_E be the mean and variance, respectively, of the species E at the steady-state (μ_S and σ_S are defined analogously for S). First, we add two constraints: $\sigma_E < c$ and $\sigma_S < c$, where c is a positive constant. The conditions of parameters such that the means and variances satisfy the above constraints are shown in Figs. 3(a)–(c), where we show three c cases: (a) $c = 200$, (b) $c = 300$, and (c) $c = 400$. Next, we fix $c = 500$ and add two additional constraints: $\sigma_E < d\mu_E$ and $\sigma_S < d\mu_S$, where d is a positive constant. The value of d can be considered as an upper bound of the Fano factor, which is equal to one in the case of the Poisson distribution. Here, we set several intermediate ranges for the Fano factor and accept, to some extent, a large dispersion in the steady-state distribution. Figures 3(d)–(f) show results for three d cases with fixed $c = 500$: (d) $d = 1.5$, (e) $d = 2.0$, and (f) $d = 2.5$. In Fig. 3, the meanings of the colored regions and circles are the same as in Fig. 2, and the other parameter values are shown in the caption of Fig. 3. When we relax the constraints, the region of parameters also enlarges. From the figures, for Michaelis–Menten enzyme reactions that often

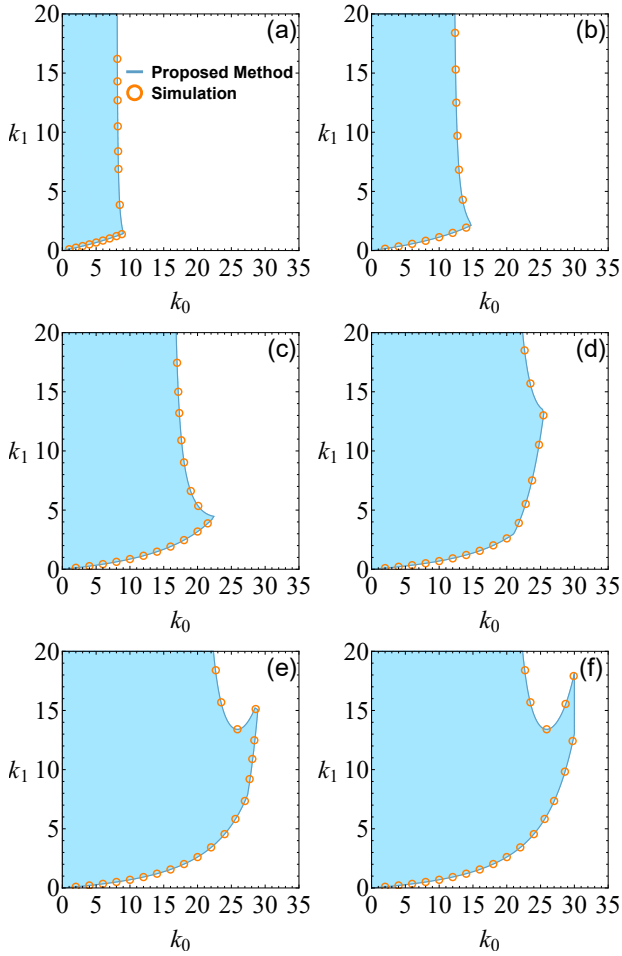
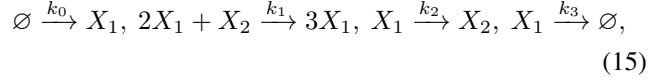


Fig. 3 (Color online) Parameter analysis of enzyme reactions with fixed parameters $\Omega = 100$, $n_T = 1000$, $k_2 = 5$, and $k_3 = 4$. Our analytical results (blue region) represent the region of parameters such that inequalities $\sigma_E < c$, $\sigma_S < c$ are satisfied at the steady-state, where (a) $c = 200$, (b) $c = 300$, and (c) $c = 400$. Orange circles, which represent simulation results, indicate the boundaries of regions of satisfied parameters. When c is fixed to 500 and constraints $\sigma_E < d\mu_E$ and $\sigma_S < d\mu_S$ are added, the corresponding results are as in (d) $d = 1.5$, (e) $d = 2.0$, and (f) $d = 2.5$.

appear in biochemical reactions, we can conclude that our method gives results consistent with stochastic simulations. Interestingly, when we relax the constraint conditions $\sigma_E < d\mu_E$ and $\sigma_S < d\mu_S$, the region of the parameters undergoes a change to non-convex as shown in Figs. 3(e) and (f). The upper boundary curve indicates where the condition $\sigma_S < c$ becomes violated, i.e., when σ_S is equal to c . This yields the discontinuity of the parameter k_0 if k_1 is fixed near $k_1 = 15$.

4.3 Brusselator model

Next, we examine a nonlinear oscillating reaction network, the Brusselator model [50]. This system is composed of two reactant species X_1 and X_2 and the following four reactions:



where k_i ($0 \leq i \leq 3$) denote the reaction rates. We fix $k_0 = k_3 = 1$ and consider k_1 and k_2 parameters as target of the analysis. Let $n_1(t)$ and $n_2(t)$ be the molecule numbers of reactant species X_1 and X_2 , respectively, at time t . The stoichiometric matrix \mathbf{V} is

$$\mathbf{V} = \begin{bmatrix} 1 & 1 & -1 & -1 \\ 0 & -1 & 1 & 0 \end{bmatrix}.$$

Assuming mass-action kinetics, the propensity functions are given by

$$\mathbf{f}(n_1, n_2) = [\Omega k_0, \Omega^{-2} k_1 n_1 (n_1 - 1) n_2, k_2 n_1, k_3 n_1]^\top. \quad (16)$$

The master equation of the system is as follows:

$$\begin{aligned} \frac{\partial P(n_1, n_2, t)}{\partial t} &= \Omega k_0 P(n_1 - 1, n_2, t) \\ &+ \Omega^{-2} k_1 (n_1 - 1)(n_1 - 2)(n_2 + 1) P(n_1 - 1, n_2 + 1, t) \\ &+ (n_1 + 1) \left(k_2 P(n_1 + 1, n_2 - 1, t) + k_3 P(n_1 + 1, n_2, t) \right) \\ &- \left(\Omega k_0 + \Omega^{-2} k_1 n_1 (n_1 - 1) n_2 + (k_2 + k_3) n_1 \right) \\ &\quad \times P(n_1, n_2, t). \end{aligned} \quad (17)$$

In the case of the deterministic model, depending on the magnitude relation of k_2 and $k_1 + 1$, the deterministic rate equations show sustained oscillations, damped oscillations, or overdamped oscillations. However, stochastic and deterministic models may behave qualitatively differently for some parameters. For instance, a stochastic model can exhibit a sustained oscillation where its corresponding deterministic model shows an overdamped oscillation. Let μ_{X_1} and σ_{X_1} be the mean and variance, respectively, of the species X_1 at the steady-state (μ_{X_2} and σ_{X_2} are defined analogously for X_2). We add two constraints, $\sigma_{X_1} < c$ and $\sigma_{X_2} < c$, where c is a positive constant, to control the noise level or amplitude of the oscillation at the steady-state. We calculate the conditions of the parameters such that the system has exactly one steady-state. The results are shown in Fig. 4 for three c cases: (a) $c = 300$, (b) $c = 400$, and (c) $c = 500$. Again, meanings of the colored regions and circles in Fig. 4 are the same as in Fig. 2, and the other parameter values are shown in the caption of Fig. 4. When k_1 is fixed, increasing k_2 results in a stronger fluctuation at the steady-state. From Fig. 4, it can be seen that our method gives results comparable with those of stochastic simulations. In the case of the deterministic model, the system reaches a

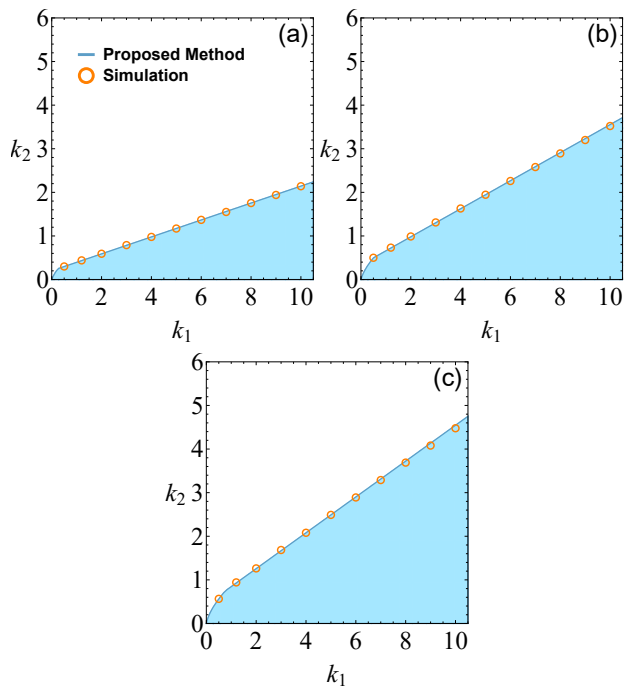


Fig. 4 (Color online) Parameter analysis of the Brusselator model with fixed parameters $\Omega = 200$ and $k_0 = k_3 = 1$. Blue region represents the conditions of parameters such that inequalities $\sigma_{X_1} < c$, $\sigma_{X_2} < c$ are satisfied at the steady-state. The simulation results (orange circles) indicate the boundaries of regions of satisfied parameters. Figures from left to right correspond to the cases of (a) $c = 300$, (b) $c = 400$, and (c) $c = 500$.

stable steady-state when $k_2 < k_1 + 1$. However, in the case of the stochastic model, the region of parameters is much smaller. This can be explained by the fact that in the stochastic model, noise-induced oscillation occurs earlier, which means that the region of parameters is limited.

5 Conclusions

Stochastic fluctuations are inevitable and ubiquitous in biological systems. Recent experimental studies have revealed that noise plays a crucial role in the biochemical reaction networks of living cells. For example, stochastic effects on gene expression lead to massive amounts of cell-cell variation observed in isogenic populations [51]. Deterministic models, i.e., rate equations, give a macroscopic description of the dynamics of reaction networks and are incapable of capturing the features of the system when the effects of stochastic fluctuations become significant. Thus, stochastic models, i.e., master equations, are typically exploited to describe the dynamics of reaction networks as a stochastic process.

Steady-states play several important roles in many biological functions and have been intensively studied in recent years. However, stochastic models have not been

explored. There is a possibility that certain steady-states in the stochastic model cannot be observed with the deterministic model [52]. In this paper, we proposed an algebraic method to detect steady-states in stochastic reaction networks. We examined our method on three small reaction networks and performed numerical simulations to verify its validity. Through the experiments, it can be concluded that our method gives consistent results with those of the simulations. Our approach does not require prior knowledge of the parameters. This is a significant benefit since information about the parameters is often unavailable in biological systems. One can also intentionally add constraints, which relate means and variances at steady-states, to obtain the conditions of parameters under which the system is brought into a desired steady-state.

The precision of our method relies on moment closure approximation. In this paper, we studied three networks which have at most one steady-state. For such systems, the means and variances at the steady-state can be closely approximated via second-order moment equations. However, in the cases of networks with multiple steady-states, these truncated moment equations do not provide reliable results [31, 41, 53]. An improvement in the approximation of moment equations will be considered in a future study. To apply our method to more practical large reactions, a faster decomposition algorithm is needed. Since the number of equations and inequations of semi-algebraic variety grows quadratically, it is time-consuming to decompose the polynomial system when the number of reactant species N is large.

Compliance with ethical standards

Conflict of interest. The authors declare that they have no conflict of interest concerning the publication of this manuscript.

References

1. T. Shibata, K. Fujimoto, Noisy signal amplification in ultrasensitive signal transduction, *Proceedings of the National Academy of Sciences* **102**(2), 331 (2005)
2. M. Thattai, A. van Oudenaarden, Intrinsic noise in gene regulatory networks, *Proceedings of the National Academy of Sciences* **98**(15), 8614 (2001)
3. G. Fichera, M.A. Sneider, J. Wyman, On the existence of a steady state in a biological system, *Proceedings of the National Academy of Sciences* **74**(10), 4182 (1977)
4. D. Angeli, J.E. Ferrell, E.D. Sontag, Detection of multistability, bifurcations, and hysteresis in a large class of biological positive-feedback systems, *Proceedings of the National Academy of Sciences* **101**(7), 1822 (2004)

5. K. Gatermann, M. Eiswirth, A. Senses, Toric ideals and graph theory to analyze hopf bifurcations in mass action systems, *Journal of Symbolic Computation* **40**(6), 1361 (2005)
6. G. Craciun, A. Dickenstein, A. Shiu, B. Sturmfels, Toric dynamical systems, *Journal of Symbolic Computation* **44**(11), 1551 (2009)
7. M. Mincheva, Oscillations in non-mass action kinetics models of biochemical reaction networks arising from pairs of subnetworks, *Journal of Mathematical Chemistry* **50**(5), 1111 (2012)
8. L.S. Tsimring, Noise in biology, *Reports on Progress in Physics* **77**(2), 026601 (2014)
9. M. Domijan, M. Kirkilionis, Bistability and oscillations in chemical reaction networks, *Journal of Mathematical Biology* **59**(4), 467 (2009)
10. D.A. McQuarrie, Stochastic approach to chemical kinetics, *Journal of Applied Probability* **4**(3), 413 (1967)
11. D.T. Gillespie, A rigorous derivation of the chemical master equation, *Physica A: Statistical Mechanics and its Applications* **188**(1), 404 (1992)
12. D.T. Gillespie, Exact stochastic simulation of coupled chemical reactions, *The Journal of Physical Chemistry* **81**(25), 2340 (1977)
13. M.A. Gibson, J. Bruck, Efficient exact stochastic simulation of chemical systems with many species and many channels, *The Journal of Physical Chemistry A* **104**(9), 1876 (2000)
14. D.T. Gillespie, Stochastic simulation of chemical kinetics, *Annual Review of Physical Chemistry* **58**(1), 35 (2007)
15. B. Munsky, M. Khammash, The finite state projection algorithm for the solution of the chemical master equation, *The Journal of Chemical Physics* **124**(4), 044104 (2006)
16. V. Kazeev, M. Khammash, M. Nip, C. Schwab, Direct solution of the chemical master equation using quantized tensor trains, *PLOS Computational Biology* **10**(3), 1 (2014)
17. A.K. Manrai, J. Gunawardena, The geometry of multi-site phosphorylation, *Biophysical Journal* **95**(12), 5533 (2008)
18. M. Thomson, J. Gunawardena, The rational parameterisation theorem for multisite post-translational modification systems, *Journal of Theoretical Biology* **261**(4), 626 (2009)
19. I. Martínez-Forero, A. Peláez-López, P. Villoslada, Steady state detection of chemical reaction networks using a simplified analytical method, *PLOS ONE* **5**(6), 1 (2010)
20. D. Wang, B. Xia, in *Proceedings of the 2005 International Symposium on Symbolic and Algebraic Computation* (ACM, New York, 2005), ISSAC '05, pp. 354–361
21. P.M. Loriaux, G. Tesler, A. Hoffmann, Characterizing the relationship between steady state and response using analytical expressions for the steady states of mass action models, *PLOS Computational Biology* **9**(2), 1 (2013)
22. D. Siegal-Gaskins, E. Franco, T. Zhou, R.M. Murray, An analytical approach to bistable biological circuit discrimination using real algebraic geometry, *Journal of The Royal Society Interface* **12**(108), 20150288 (2015)
23. I. Otero-Muras, P. Yordanov, J. Stelling, Chemical reaction network theory elucidates sources of multistability in interferon signaling, *PLOS Computational Biology* **13**(4), 1 (2017)
24. J.M.M. González, Revealing regions of multiple steady states in heterogeneous catalytic chemical reaction networks using Gröbner basis, *Journal of Symbolic Computation* **80**, 521 (2017)
25. D.A. Cox, J. Little, D. O'Shea, *Ideals, Varieties, and Algorithms* (Springer-Verlag, New York, 2007)
26. Y. Sakurai, Y. Hori, Optimization-based synthesis of stochastic biocircuits with statistical specifications, *Journal of The Royal Society Interface* **15**(138) (2018)
27. N.V. Kampen, *Stochastic Processes in Physics and Chemistry* (Elsevier, Amsterdam, 2007)
28. J. Elf, E. Månå, Fast evaluation of fluctuations in biochemical networks with the linear noise approximation, *Genome Research* **13**(11), 2475 (2003)
29. E.W.J. Wallace, D.T. Gillespie, K.R. Sanft, L.R. Petzold, Linear noise approximation is valid over limited times for any chemical system that is sufficiently large, *IET Systems Biology* **6**(4), 102 (2012)
30. C.A. Gómez-Urbe, G.C. Verghese, Mass fluctuation kinetics: Capturing stochastic effects in systems of chemical reactions through coupled mean-variance computations, *The Journal of Chemical Physics* **126**(2), 024109 (2007)
31. R. Grima, A study of the accuracy of moment-closure approximations for stochastic chemical kinetics, *The Journal of Chemical Physics* **136**(15), 154105 (2012)
32. L. Ferm, P. Lötstedt, A. Hellander, A hierarchy of approximations of the master equation scaled by a size parameter, *Journal of Scientific Computing* **34**(2), 127 (2008)
33. A. Ale, P. Kirk, M.P.H. Stumpf, A general moment expansion method for stochastic kinetic models, *The Journal of Chemical Physics* **138**(17), 174101 (2013)
34. C.H. Lee, K.H. Kim, P. Kim, A moment closure method for stochastic reaction networks, *The Journal of Chemical Physics* **130**(13), 134107 (2009)
35. C.S. Gillespie, Moment-closure approximations for mass-action models, *IET Systems Biology* **3**(1), 52 (2009)

36. D.T. Gillespie, The chemical Langevin equation, *The Journal of Chemical Physics* **113**(1), 297 (2000)
37. B. Mishra, *Algorithmic Algebra* (Springer-Verlag, New York, 1993)
38. D. Wang, Decomposing polynomial systems into simple systems, *Journal of Symbolic Computation* **25**(3), 295 (1998)
39. M.J. Keeling, Multiplicative moments and measures of persistence in ecology, *Journal of Theoretical Biology* **205**(2), 269 (2000)
40. I. Nåsell, An extension of the moment closure method, *Theoretical Population Biology* **64**(2), 233 (2003)
41. D. Schnoerr, G. Sanguinetti, R. Grima, Comparison of different moment-closure approximations for stochastic chemical kinetics, *The Journal of Chemical Physics* **143**(18), 185101 (2015)
42. M. Kærn, W.J. Blake, J. Collins, The engineering of gene regulatory networks, *Annual Review of Biomedical Engineering* **5**(1), 179 (2003)
43. E.M. Ozbudak, M. Thattai, I. Kurtser, A.D. Grossman, A. van Oudenaarden, Regulation of noise in the expression of a single gene, *Nature Genetics* **31**, 69 (2002)
44. D. Wang, Computing triangular systems and regular systems, *Journal of Symbolic Computation* **30**(2), 221 (2000)
45. L. Yang, X. Hou, B. Xia, A complete algorithm for automated discovering of a class of inequality-type theorems, *Science in China Series F Information Sciences* **44**(1), 33 (2001)
46. L. Yang, B. Xia, in *Algorithmic Algebra and Logic* (2005)
47. D.S. Arnon, G.E. Collins, S. McCallum, Cylindrical algebraic decomposition I: The basic algorithm, *SIAM Journal on Computing* **13**(4), 865 (1984)
48. D.S. Arnon, G.E. Collins, S. McCallum, Cylindrical algebraic decomposition II: An adjacency algorithm for the plane, *SIAM Journal on Computing* **13**(4), 878 (1984)
49. D.J. Wilkinson, *Stochastic Modelling for Systems Biology* (Chapman and Hall, New York, 2012)
50. I. Prigogine, R. Lefever, Symmetry breaking instabilities in dissipative systems. II, *The Journal of Chemical Physics* **48**(4), 1695 (1968)
51. M.B. Elowitz, A.J. Levine, E.D. Siggia, P.S. Swain, Stochastic gene expression in a single cell, *Science* **297**(5584), 1183 (2002)
52. P. Smadbeck, Y.N. Kaznessis, On a theory of stability for nonlinear stochastic chemical reaction networks, *The Journal of Chemical Physics* **142**(18), 184101 (2015)
53. D. Schnoerr, G. Sanguinetti, R. Grima, Validity conditions for moment closure approximations in stochastic chemical kinetics, *The Journal of Chemical Physics* **141**(8), 084103 (2014)

A Derivation of moment equations

To obtain the equation of the first moment, we multiply n_i by Eq. (1) and take the sum of all possible states \mathbf{n} to get the following equation:

$$\sum_{\mathbf{n}} n_i \frac{\partial P(\mathbf{n}, t)}{\partial t} = \sum_{j=1}^M \sum_{\mathbf{n}} (n_i f_j(\mathbf{n} - \mathbf{V}_j) P(\mathbf{n} - \mathbf{V}_j, t) - n_i f_j(\mathbf{n}) P(\mathbf{n}, t)). \quad (18)$$

By applying the transformation $\mathbf{n} - \mathbf{V}_j \rightarrow \mathbf{n}$ in the first term of the right side of Eq. (18), we obtain

$$\begin{aligned} \sum_{\mathbf{n}} n_i \frac{\partial P(\mathbf{n}, t)}{\partial t} &= \sum_{j=1}^M \sum_{\mathbf{n}} ((n_i + V_{ij}) f_j(\mathbf{n}) P(\mathbf{n}, t) - n_i f_j(\mathbf{n}) P(\mathbf{n}, t)) \\ &= \sum_{j=1}^M \sum_{\mathbf{n}} V_{ij} f_j(\mathbf{n}) P(\mathbf{n}, t). \end{aligned}$$

Thus,

$$\frac{d\mu_i}{dt} = \sum_{j=1}^M V_{ij} \mathbb{E}[f_j(\mathbf{n})]. \quad (19)$$

Up till now, \mathbf{n} is considered to be a vector of positive integers. To express the time derivative of the first moment by only itself and the second central moment, we assume that \mathbf{n} is a vector of continuous real numbers and apply the Taylor expansion for $f_j(\mathbf{n})$ around $\boldsymbol{\mu}$ as follows:

$$f_j(\mathbf{n}) = f_j(\boldsymbol{\mu}) + (\mathbf{n} - \boldsymbol{\mu})^T \frac{\partial f_j(\boldsymbol{\mu})}{\partial \mathbf{n}} + \frac{1}{2} (\mathbf{n} - \boldsymbol{\mu})^T \frac{\partial^2 f_j(\boldsymbol{\mu})}{\partial \mathbf{n}^2} (\mathbf{n} - \boldsymbol{\mu}) + O(|\mathbf{n} - \boldsymbol{\mu}|^3). \quad (20)$$

By approximating $f_j(\mathbf{n})$ to the order of $|\mathbf{n} - \boldsymbol{\mu}|^2$ and utilizing the fact that $\mathbb{E}[\mathbf{n} - \boldsymbol{\mu}] = 0$, we obtain the following approximation:

$$\begin{aligned} \mathbb{E}[f_j(\mathbf{n})] &= f_j(\boldsymbol{\mu}) + \frac{1}{2} \sum_{h,l} \frac{\partial^2 f_j(\boldsymbol{\mu})}{\partial n_h \partial n_l} \mathbb{E}[(n_h - \mu_h)(n_l - \mu_l)] \\ &= f_j(\boldsymbol{\mu}) + \frac{1}{2} \sum_{h,l} \frac{\partial^2 f_j(\boldsymbol{\mu})}{\partial n_h \partial n_l} \sigma_{hl}. \end{aligned}$$

Substituting the above result into Eq. (19), we obtain a differential equation of the first moment as follows:

$$\frac{d\mu_i}{dt} = \sum_{j=1}^M V_{ij} \left(f_j(\boldsymbol{\mu}) + \frac{1}{2} \sum_{h,l} \frac{\partial^2 f_j(\boldsymbol{\mu})}{\partial n_h \partial n_l} \sigma_{hl} \right). \quad (21)$$

Similarly, to obtain the equation of the second central moment, we multiply $(n_i - \mu_i)(n_{i'} - \mu_{i'})$ by Eq. (1) and take the sum of all possible states \mathbf{n} to get the following equation:

$$\frac{d\sigma_{ii'}}{dt} = \sum_{j=1}^M \sum_{\mathbf{n}} ((n_i - \mu_i)(n_{i'} - \mu_{i'}) f_j(\mathbf{n} - \mathbf{V}_j) P(\mathbf{n} - \mathbf{V}_j, t) - (n_i - \mu_i)(n_{i'} - \mu_{i'}) f_j(\mathbf{n}) P(\mathbf{n}, t)). \quad (22)$$

By applying the transformation $\mathbf{n} - \mathbf{V}_j \rightarrow \mathbf{n}$ in the first term of the right side of Eq. (22), we obtain

$$\begin{aligned} \frac{d\sigma_{ii'}}{dt} &= \sum_{j=1}^M \sum_{\mathbf{n}} ((n_i + V_{ij} - \mu_i)(n_{i'} + V_{i'j} - \mu_{i'}) f_j(\mathbf{n}) P(\mathbf{n}, t) - (n_i - \mu_i)(n_{i'} - \mu_{i'}) f_j(\mathbf{n}) P(\mathbf{n}, t)) \\ &= \sum_{j=1}^M \sum_{\mathbf{n}} (V_{ij} V_{i'j} + V_{i'j} (n_i - \mu_i) + V_{ij} (n_{i'} - \mu_{i'})) f_j(\mathbf{n}) P(\mathbf{n}, t) \\ &= \sum_{j=1}^M (V_{ij} V_{i'j} \mathbb{E}[f_j(\mathbf{n})] + V_{i'j} \mathbb{E}[(n_i - \mu_i) f_j(\mathbf{n})] + V_{ij} \mathbb{E}[(n_{i'} - \mu_{i'}) f_j(\mathbf{n})]). \end{aligned}$$

Using the approximation of $f_j(\mathbf{n})$ in Eq. (20) and truncating all central moments of order higher than two, we get the following approximation:

$$\mathbb{E}[(n_i - \mu_i) f_j(\mathbf{n})] = \sum_l \frac{\partial f_j(\boldsymbol{\mu})}{\partial n_l} \mathbb{E}[(n_i - \mu_i)(n_l - \mu_l)] = \sum_l \frac{\partial f_j(\boldsymbol{\mu})}{\partial n_l} \sigma_{il}.$$

Consequently, the equation of the second central moment is acquired as follows:

$$\frac{d\sigma_{ii'}}{dt} = \sum_{j=1}^M \left(V_{ij} V_{i'j} \left(f_j(\boldsymbol{\mu}) + \frac{1}{2} \sum_{h,l} \frac{\partial^2 f_j(\boldsymbol{\mu})}{\partial n_h \partial n_l} \sigma_{hl} \right) + V_{i'j} \sum_l \frac{\partial f_j(\boldsymbol{\mu})}{\partial n_l} \sigma_{il} + V_{ij} \sum_l \frac{\partial f_j(\boldsymbol{\mu})}{\partial n_l} \sigma_{i'l} \right).$$

B Exact Solve algorithm

Algorithm 3 ExactSolve

Input: A regular system $\{\mathcal{P}, \mathcal{Q}\} \subset \mathbb{R}[x_1, \dots, x_n]$
Output: The number of distinct real solutions of system $\{\mathcal{P} = 0, \mathcal{Q} > 0\}$

- 1: $rs_1 \leftarrow \text{FindRoots}(P_1(x_1))$
- 2: **if** $rs_1 = [r_{11}, \dots, r_{h_1 1}]$ **then** $pts_1 \leftarrow [[r_{11}], \dots, [r_{h_1 1}]]$ **else** $pts_1 \leftarrow []$
- 3: set $i \leftarrow 1$
- 4: **repeat**
- 5: **if** $pts_i = []$ **then** $pts \leftarrow []$ and go to step 17
- 6: **else**
- 7: let $pts_i = [[r_{11}, \dots, r_{1i}], \dots, [r_{h_i 1}, \dots, r_{h_i i}]]$
- 8: set $l \leftarrow 1$
- 9: substitute $x_1 = r_{l1}, \dots, x_i = r_{li}$ into the system $\{\mathcal{P} = 0, \mathcal{Q} > 0\}$
- 10: $rs_{i+1}^{(l)} \leftarrow \text{FindRoots}(P_{i+1}(x_{i+1}))$
- 11: **if** $rs_{i+1}^{(l)} = []$ **then** $pts_{i+1}^{(l)} = []$
- 12: **else**
- 13: let $rs_{i+1}^{(l)} = [r_1, \dots, r_u]$
- 14: $pts_{i+1}^{(l)} \leftarrow [[r_{l1}, \dots, r_{li}, r_1], \dots, [r_{l1}, \dots, r_{li}, r_u]]$; $l \leftarrow l + 1$
- 15: **if** $l \leq h_i$ **then** go to step 9 **else** $pts_{i+1} \leftarrow \bigcup_{i'=1}^{h_i} pts_{i+1}^{(i')}$; $i \leftarrow i + 1$
- 16: **until** $i = n$
- 17: **if** $pts = []$ **then** return 0
- 18: **else** return m if m members of pts make $\mathcal{Q} > 0$ true

C Probabilistic Test algorithm

If a polynomial system always has at least one solution in \mathbb{C}^n , then the resultant of the system will be zero. Exploiting this property, one can calculate the resultant and check whether the system has solutions. However, as computational complexity of the resultant grows fast when the number of variables increases, it leads to a heavy computation and poor time performance. Suppose that the resultant is $R(u)$, where u is the parameter. Then instead of calculating exact form of $R(u)$, we compute $R(\bar{u}) \pmod{p}$, where \bar{u} is a rational value of the parameter and p is an arbitrary prime number. From a practical viewpoint, calculating $R(\bar{u}) \pmod{p}$ is more efficient than symbolic computation of $R(u)$. If $R(u) = 0$ then we always obtain the result of zero, since $R(\bar{u}) \pmod{p} = 0$. A large value of p may lead to the high probability of the elimination; however, it also reduces the time performance.

Algorithm 4 ProbabilisticTest

Input: A polynomial system $\mathcal{P} \subset \mathbb{K}[x_1, \dots, x_n]$ and a prime number p
Output: Return true if $\{\mathcal{P} = 0\}$ probably has at least one solution in \mathbb{C}^n , else return false

- 1: substitute a random rational value of the parameter $u = \bar{u}$ into \mathcal{P}
- 2: **if** $\mathcal{P} = \{P_1, P_2, \dots, P_m\}$, $m > n$ **then**
- 3: set $i_n \leftarrow n, i_m \leftarrow m$
- 4: **while** $i_n > 0$ **do**
- 5: $ps \leftarrow \{P_1, P_2, \dots, P_{i_m}\}$
- 6: **if** ps contains nonzero constant **then** return false
- 7: sort ps according to ascending degree of x_{i_n}
- 8: **if** $\deg(ps[i_m], x_{i_n}) > 0$ **then**
- 9: $h \leftarrow$ minimum index such that $\deg(ps[h], x_{i_n}) > 0$
- 10: update

$$P_i = ps[i], \forall 1 \leq i < h, P_{i_m} = ps[i_m],$$

$$P_i = \text{res}(ps[i_m], ps[i], x_{i_n}) \pmod{p}, \forall h \leq i < i_m$$
- 11: set $i_n \leftarrow i_n - 1, i_m \leftarrow i_m - 1$
- 12: **if** \mathcal{P} contains nonzero constant **then** return false
- 13: **return** true

D Sequential Decomposition algorithm

This sequential decomposition algorithm is based on **RegSer** in [44]. Unlike **RegSer** which produces a list of regular systems, this algorithm returns a list of decomposed systems and a regular system which may be empty. Several processes are added to eliminate the systems that have no solutions. The prime number p is set $p = 3$ in **ProbabilisticTest**. The pseudocode of the algorithm is shown as follows.

Algorithm 5 SequentialDecomposition

Input: A polynomial system $\{\mathcal{T}, \mathcal{U}\} \subset \mathbb{K}[\mathbf{x}]$ and a positive integer number n

Output: Return $[\Phi, \Psi]$, where Φ is a list of decomposing systems and Ψ is a regular system

```

1: set  $\Phi \leftarrow \emptyset, \Psi \leftarrow \emptyset$ 
2: for  $m = n, \dots, 1$  do
3:   set  $\mathcal{T} \leftarrow \mathcal{T} \setminus \{0\}, \mathcal{U} \leftarrow \mathcal{U} \setminus (\mathbb{K} \setminus \{0\})$ 
4:   if  $\mathcal{T} \cap \mathbb{K} \neq \emptyset$  or  $0 \in \mathcal{U}$  then go to 25
5:   if  $\exists u[\mathbf{x}] \in \mathcal{U}, t[\mathbf{x}] \in \mathcal{T}$  such that  $\text{prem}(u, t) = 0$  then go to 25
6:   if ProbabilisticTest( $\mathcal{T}, 3$ ) is false then go to step 25
7:   if  $\mathcal{T}^{(m)} = \emptyset$  then go to step 21
8:   make all polynomials in  $\mathcal{T}$  and  $\mathcal{U}$  to be square-free
9:   while true do
10:    let  $P_2$  be an element of  $\mathcal{T}^{(m)}$  with minimal degree in  $x_m$  and set
        
$$\Phi \leftarrow \Phi \cup [\{\mathcal{T} \setminus \{P_2\} \cup \{\text{ini}(P_2), \text{red}(P_2)\}, \mathcal{U}, m\}]$$

        
$$\mathcal{U} \leftarrow \mathcal{U} \cup \{\text{ini}(P_2)\}$$

11:    if  $|\mathcal{T}^{(m)}| = 1$  then go to step 16 else take a polynomial  $P_1$  from  $\mathcal{T}^{(m)} \setminus \{P_2\}$ 
12:    compute the s.r.s  $H_2, \dots, H_r$  of  $P_1$  and  $P_2$  w.r.t  $x_m$ 
13:    set  $I_i \leftarrow \text{lc}(H_i, x_m)$  for  $2 \leq i \leq r$ 
14:    if  $\text{lv}(H_r) < x_m$  then set  $\bar{r} \leftarrow r - 1$  else set  $\bar{r} \leftarrow r$ 
15:    set
        
$$\Phi \leftarrow \Phi \cup [\{\mathcal{T} \setminus \{P_1, P_2\} \cup \{H_i, I_{i+1}, \dots, I_r\}, \mathcal{U} \cup \{I_i\}, m\} \mid 2 \leq i \leq \bar{r} - 1]$$

        
$$\mathcal{T} \leftarrow \mathcal{T} \setminus \{P_1, P_2\} \cup \{H_r, H_{\bar{r}}\}, \quad \mathcal{U} \leftarrow \mathcal{U} \cup \{I_{\bar{r}}\}$$

16:    while  $\mathcal{U}^{(m)} \neq \emptyset$  and  $\text{lv}(P_2) = x_m$  do
17:      let  $P_1$  be a polynomial in  $\mathcal{U}^{(m)}$ , compute s.r.s  $H_2, \dots, H_r$  of  $P_1$  and  $P_2$  w.r.t  $x_m$ 
18:      set  $I_i \leftarrow \text{lc}(H_i, x_m)$  for  $2 \leq i \leq r$ 
19:      set
        
$$\Phi \leftarrow \Phi \cup [\{\mathcal{T} \setminus \{P_2\} \cup \{\text{pquo}(P_2, H_i, x_m), I_{i+1}, \dots, I_r\}, \mathcal{U} \cup \{I_i\}, m\} \mid 2 \leq i \leq r - 1]$$

        
$$\mathcal{T} \leftarrow \mathcal{T} \setminus \{P_2\} \cup \{\text{pquo}(P_2, H_r, x_m)\}, \quad P_2 \leftarrow \text{pquo}(P_2, H_i, x_m)$$

20:      if  $\text{lv}(H_r) < x_m$  then set  $\mathcal{U} \leftarrow \mathcal{U} \setminus \{P_1\} \cup \{I_r\}$  else set  $\mathcal{U} \leftarrow \mathcal{U} \cup \{I_r\}$ 
21:      if  $\mathcal{U}^{(m)} \neq \emptyset$  then
22:        for all  $P_1 \in \mathcal{U}^{(m)}$  do
23:          set
        
$$\Phi \leftarrow \Phi \cup [\{\mathcal{T} \cup \{\text{ini}(P_1)\}, \mathcal{U} \setminus \{P_1\} \cup \{\text{red}(P_1)\}, m\}]$$

        
$$\mathcal{U} \leftarrow \mathcal{U} \cup \{\text{ini}(P_1)\}$$

24: set  $\Psi \leftarrow \{\mathcal{T}, \mathcal{U}\}$ 
25: return  $[\Phi, \Psi]$ 

```
