

# The role of spin in the calculation of Hubbard $U$ and Hund's $J$ parameters from first principles

Edward B. Linscott,<sup>1,\*</sup> Daniel J. Cole,<sup>2</sup> Michael C. Payne,<sup>1</sup> and David D. O'Regan<sup>3,†</sup>

<sup>1</sup>*Cavendish Laboratory, University of Cambridge,  
J. J. Thomson Avenue, Cambridge CB3 0HE, United Kingdom*

<sup>2</sup>*School of Natural and Environmental Sciences, Newcastle University,  
Newcastle upon Tyne NE1 7RU, United Kingdom*

<sup>3</sup>*School of Physics, CRANN and AMBER, Trinity College Dublin, Dublin 2, Ireland*

(Dated: June 25, 2022)

The density functional theory (DFT) +  $U$  method is a pragmatic and effective approach for calculating the ground-state properties of strongly-correlated systems. Linear response calculations have become a widespread technique for determining Hubbard parameters from first principles. We provide a detailed treatment of spin in the context of linear response calculations. We construct alternative definitions for Hubbard and Hund's parameters that are consistent with the contemporary DFT +  $U$  functional, but which yield lower values for  $U$  than the standard, spin-independent approach. We have tested these on a complete series of transition-metal complexes  $[\text{M}(\text{H}_2\text{O})_6]^{n+}$  (for  $\text{M} = \text{Ti}$  to  $\text{Zn}$ ), calculating Hubbard  $U$  and Hund's  $J$  values for both transition metal and oxygen subspaces. We demonstrate that the conventional Hubbard  $U$  formula, unlike the conventional DFT +  $U$  method, incorporates interactions that are off-diagonal in the spin indices and places greater weight on one spin channel over the other. We employ and expand upon the minimum-tracking linear response method, which is shown to be numerically well-behaved even for closed-shell and near-filled subspaces such as in zinc. In such cases the  $U$  value may become highly sensitive to the details of the subspace. We find that a Hubbard correction on the oxygen atoms is required in order to preserve bond lengths in these systems, while predicting spectroscopic properties appears beyond the reach of standard DFT +  $U$  functionals. Finally, we demonstrate that the random-phase approximation does not accurately describe screening effects among different spins.

PACS numbers: 31.15.-p, 31.15.ej, 31.15.es

## I. INTRODUCTION

Over the past few decades, density functional theory (DFT) has played a key role in the simulation of many-body atomistic systems [1, 2]. DFT makes such systems tractable via the Hohenberg-Kohn theorems [3] and the Kohn-Sham construction [4], but exchange and correlation must be approximated in the form of an exchange-correlation (xc)-functional [5, 6].

One of the most prominent failures of many xc-functionals is that they do not properly correct for the self-interaction in the Hartree term. Self-interaction error (SIE) — or more generally “delocalization error” [7, 8] — manifests itself as a spurious curvature in total energies with respect to total electron number, where instead there should be a derivative discontinuity at integer numbers of electrons and linear behavior at fractional numbers [9]. This failure is closely related to approximate DFT's well-documented underestimation of the band-gap [10–12].

While the origins of the SIE are well understood, it remains a challenge to avoid its introduction when constructing xc-functionals, even if exact exchange is incorporated [7]. A simple yet remarkably successful alterna-

tive is Hubbard-augmented DFT (LDA +  $U$  or more generally DFT +  $U$ ). In this scheme, Hubbard model terms are incorporated into the DFT framework. This approach was originally designed to capture Mott-Hubbard physics in transition-metal oxides [13, 14], but it has subsequently gained a transparent interpretation as a corrective method for SIE due to the work of Cococcioni, Kulik, and co-workers [10, 15]. They observed that Hubbard corrections counteract the spurious SIE curvature — in other words, DFT +  $U$  calculations can in theory be constructed so that the SIE that is present is canceled [16].

### A. The DFT + $U$ correction

In the DFT +  $U$  scheme, one adds to the energy a corrective term (here we use the rotationally-invariant, simplified form) [13, 14, 17–20], given by

$$E_U[\hat{n}^{I\sigma}] = \sum_{I\sigma} \frac{U^I}{2} \text{Tr} [\hat{n}^{I\sigma} (1 - \hat{n}^{I\sigma})], \quad (1)$$

where the density operators  $\hat{n}^{I\sigma} = \hat{P}^I \hat{\rho}^\sigma \hat{P}^I$  are projections of the (spin-dependent) Kohn-Sham density operator onto subspaces (indexed  $I$ ) in which the SIE is to be addressed. The projectors  $\hat{P}^I = \sum_m |\varphi_m^I\rangle\langle\varphi_m^I|$  are typically constructed from atom-centered, fixed, spin-independent, localized, and orthonormal orbitals  $\varphi_m^I$

\* ebl27@cam.ac.uk

† david.o.regan@tcd.ie

(although they may be non-orthogonal [21] and self-consistent [22]). The  $U^I$  are externally-defined parameters that determine the strength of the energy corrections. If they are well-chosen, the term that is quadratic in  $\hat{n}$  can correct the spurious energy curvature arising from the SIE [16]. In the basis of localized orbitals  $\psi_m^{I\sigma}$  that diagonalize the occupation matrices such that  $\hat{n}^{I\sigma}\psi_m^{I\sigma} = \lambda_m^{I\sigma}\psi_m^{I\sigma}$ , the Hubbard correction becomes  $\sum_{I\sigma m} U^I \lambda_m^{I\sigma} (1 - \lambda_m^{I\sigma})/2$ , which penalizes non-integer occupancies of these orbitals  $\psi_m^{I\sigma}$ . The explicit correction to the total energy vanishes at integer occupancy, where the xc-functional is assumed to be correct.

The corresponding correction to the Kohn-Sham potential is given by

$$\hat{V}_U = \sum_{I\sigma mn} U^I |\varphi_m^I\rangle \left( \frac{1}{2} - n^{I\sigma m}_n \right) \langle \varphi_n^I|. \quad (2)$$

This is attractive or repulsive for occupancy matrix eigenvalues greater than or less than one-half, respectively. In the absence of any significant self-consistent response, this will penalize non-integer occupancies of the subspaces, opening an energy gap of order  $U$  between any occupied and unoccupied Kohn-Sham orbitals with significant overlap with the Hubbard projectors.

In order to correct interactions between unlike spins, DFT +  $U$  can be extended to so-called DFT +  $U$  +  $J$  [23–26]. This involves a second correction to the total energy,

$$E_J[\hat{n}^\sigma] = \sum_{I\sigma} \frac{J^I}{2} \text{Tr} [\hat{n}^{I\sigma} \hat{n}^{I-\sigma}], \quad (3)$$

where this correction is parameterized by the additional constants  $J^I$ . Additionally, the  $U$  in Eqs. 1 and 2 becomes  $U_{\text{eff}} = U - J$ .

A substantial advantage of DFT +  $U$  (+  $J$ ) over other methods that address the SIE (for example, SIC-LSDA [27–29], Fermi orbital self-interaction correction [30–32], and Koopman’s compliant functionals [33, 34]) is its small computational cost: once any Hubbard parameters have been determined, the overhead for incorporating the additional potential and energy terms is insignificant compared to the cost of the DFT calculation itself [35].

## B. Conventional linear response

In order to apply a Hubbard correction, one must select an appropriate value for the parameters  $U^I$ . This can be done pragmatically by picking values on empirical grounds — that is, chosen so that certain system characteristics are reproduced (for example, ionic geometries [36–39], band gaps [37–40], and formation enthalpies [39, 41, 42]). While this approach has seen some success [43, 44], it does not guarantee that the chosen  $U$  will correct the SIE energy curvature or result in improved description of other system properties, and is not even

possible where there is a lack of reliable experimental or higher-level computational data.

An alternative approach is the linear response method developed by Cococcioni and de Gironcoli [10], which built upon the earlier linear response scheme of Pickett and co-workers [20], and shares many aspects with the constrained LDA approach of Aryasetiawan and co-workers [45]. In this approach, DFT calculations are performed subject to a perturbing potential  $\delta\hat{v}_{\text{ext}} = dv_{\text{ext}}^J \hat{P}^J$  confined to the  $J^{\text{th}}$  Hubbard subspace, for a range of values of  $dv_{\text{ext}}^J$ . The density operator’s response to these perturbations is given by the response operator  $\hat{\chi}$ :

$$\delta\hat{\rho} = \hat{\chi}\delta\hat{v}_{\text{ext}}. \quad (4)$$

The occupancy of the  $I^{\text{th}}$  Hubbard subspace will change by

$$dn^I = \text{Tr} [\hat{P}^I \delta\hat{\rho}] = \text{Tr} [\hat{P}^I \hat{\chi} \hat{P}^J] dv_{\text{ext}}^J \quad (5)$$

and thus we can define the projected response matrix [46]

$$\chi_{IJ} \equiv \frac{dn^I}{dv_{\text{ext}}^J} = \text{Tr} [\hat{P}^I \hat{\chi} \hat{P}^J]. \quad (6)$$

A value for  $U$  that corresponds to the screened response of the system is given by

$$U^I = (\chi_0^{-1} - \chi^{-1})_{II} \quad (7)$$

where  $\chi_0$  is the response of the non-interacting system, which must be separately measured and removed from the Hubbard correction [26, 47, 48]. There is also scope here for calculation of off-diagonal terms  $V_{IJ} = (\chi_0^{-1} - \chi^{-1})_{IJ}$ , which gives rise to DFT +  $U$  +  $V$  [49, 50].

Satisfyingly, the determination of  $U$  via linear response removes any possible arbitrariness of the Hubbard correction: the  $U$  parameter is a well-defined property of the system that can be unambiguously measured in theory [15, 26].

Recently the idea of calculating  $U$  and  $J$  to best emulate subspace-projected Kohn-Sham exact exchange [24] has been further advanced and embellished [51]. Since we do not wish to emulate exact exchange, but rather to cancel the well-understood, dominant systematic errors of approximate DFT [8, 9] to the most precise extent achievable using efficient functionals of DFT +  $U$  form, we choose to develop the linear-response formalism that has been shown to successfully achieve this [10, 15, 20, 52].

## C. Problem and paper outline

There are some aspects of the linear response methodology that pose issues. Firstly, delocalization error is associated with fractional total charge, but the DFT +  $U$  functional of Eq. 1 corrects fractional occupation for each spin channel separately. Conventional linear response,

meanwhile, perturbs both spin channels simultaneously. These discrepancies in how we treat spin channels warrant investigation.

Secondly, measuring the non-interacting response  $\chi_0$  is not straightforward. The common practice is to follow the example of Ref. 10, and calculate  $\chi_0$  via the first iteration of the Kohn-Sham equations during a self-consistent field calculation — that is, the response is to be measured following the initial charge redistribution introduced by the perturbation but before the Kohn-Sham potential is updated. This approach is impractical to implement in codes that use a direct-minimization procedure of the total energy with respect to the density, Kohn-Sham orbitals, or density-matrix. This represents a substantial number of packages, including ONETEP [53], CONQUEST [54, 55], SIESTA [56, 57], BIGDFT [58], OPENMX [59], and CP2K [60]. In direct-minimization, updating the density and potential are not nested separately, so  $\chi_0$  cannot be calculated in the manner prescribed above.

Finally, in the case of closed-shell systems, linear response approaches tend to dramatically overestimate  $U$  [61, 62] and suffer from numerical instabilities [63]. We would like to overcome, or at least to better understand, these failures.

In Ref. 52 one of us presented an alternative to the established SCF linear response approach for calculating the Hubbard parameters. This new minimum-tracking linear response approach is suited for calculating  $U$  in direct-minimization codes. In section II, we expand upon this formalism. To resolve the discrepancies between conventional linear response and the contemporary DFT +  $U$  functional, we pay particular attention to spin and associated screening, proposing revised definitions for Hubbard and Hund's parameters (section II A). By comparing scalar linear response to our spin-specific theory, we demonstrate that the treatment of inter-spin screening in conventional linear response is somewhat inconsistent with the DFT +  $U$  functional as it is most commonly employed (section II B).

In the latter half of the paper (section III) we apply our theoretical developments to a complete set of hexahydrated transition metal complexes from Ti to Zn. We calculate Hubbard and Hund's parameters using conventional and novel approaches (section III B), and then perform DFT +  $U$  calculations using these parameters to predict structural and spectroscopic properties (Sections III C and III D). The numerical stability of the minimum-tracking formalism (in which Hubbard parameters are a strictly ground state property) allows us to investigate closed-shell cases with confidence. The Hubbard corrections to oxygen  $2p$  subspaces are far from negligible, and prove necessary to obtain sensible structural predictions, while the spectroscopic calculations have mixed success.

## II. THE MINIMUM-TRACKING APPROACH FOR CALCULATING $U$ VIA LINEAR RESPONSE

The minimum-tracking linear response approach is largely equivalent to SCF linear response, but its derivation centers on the ground-state density for each value of the perturbing potential.

As with the SCF approach, a perturbing potential  $d\hat{v}_{\text{ext}} = dv_{\text{ext}}^J \hat{P}^J$  is applied to the  $J^{\text{th}}$  Hubbard subspace. The response of the projected Kohn-Sham potential is given by the chain rule

$$\frac{dv_{\text{KS}}^I}{dv_{\text{ext}}^J} = \frac{dv_{\text{ext}}^I}{dv_{\text{ext}}^J} + \frac{dv_{\text{Hxc}}^I}{dv_{\text{ext}}^J} = \frac{dv_{\text{ext}}^I}{dv_{\text{ext}}^J} + \sum_K \frac{dv_{\text{Hxc}}^I}{dn^K} \frac{dn^K}{dv_{\text{ext}}^J}, \quad (8)$$

where the final step follows because while the external potential acting on site  $J$  will change the density matrix everywhere, the  $N$ -site Hubbard model only sees the  $N$  subspace density matrices. Screening due to the residual bath is incorporated within the total derivatives. The projections of one-body operators are given by  $O^I = \text{Tr}[\hat{P}^I \hat{O}] / \text{Tr}[\hat{P}^I]$ .

Defining  $f_{IJ} \equiv dv_{\text{Hxc}}^I / dn^J$ ,  $(\varepsilon^{-1})_{IJ} \equiv dv_{\text{KS}}^I / dv_{\text{ext}}^J$ , and  $\Omega_{IJ} \equiv dv_{\text{ext}}^I / dv_{\text{ext}}^J$ , Eq. 8 becomes

$$\varepsilon^{-1} = \Omega + f\chi \implies f = (\varepsilon^{-1} - \Omega) \chi^{-1}. \quad (9)$$

Finally,  $U$  can be equated with the projected Hartree-plus-exchange-correlation kernel, with the residual bath screening in the background [26]. This yields

$$U^I = \left[ \left( \frac{dn}{dv_{\text{ext}}} - 1 \right) \left( \frac{dv_{\text{KS}}}{dv_{\text{ext}}} \right)^{-1} \right]_{II}. \quad (10)$$

From hereon in, we will assume that  $\Omega = \delta_{IJ}$ . When Hubbard projectors from different atoms overlap this may become an approximation. (For the clusters studied in this work, it is a good one.) We will also reserve  $f$  for the matrix measured via linear response, and  $U$  for the parameter to be subsequently used in a DFT +  $U$  calculation. This distinction will become important.

Equation 10 is nothing more than a reformulation of Eq. 7. We can identify the interacting and non-interacting response matrices

$$\chi_{IJ} = \frac{dn^I}{dv_{\text{ext}}^J}; \quad (11)$$

$$(\chi_0)_{IJ} = \left[ \frac{dn}{dv_{\text{ext}}} \left( \frac{dv_{\text{KS}}}{dv_{\text{ext}}} \right)^{-1} \right]_{IJ}. \quad (12)$$

In this framework, we can see that the removal of the non-interacting response can be rigorously justified as a consequence of the Dyson equation, with  $U$  being a measure of net interaction.

These definitions are reminiscent of standard linear response theory for DFT (Appendix A). It is crucial that the non-interacting response is calculated as the product of  $\chi$  and  $\varepsilon$ , rather than  $dn^I / dv_{\text{KS}}^J$  directly.  $dn^I / dv_{\text{KS}}^J$  is

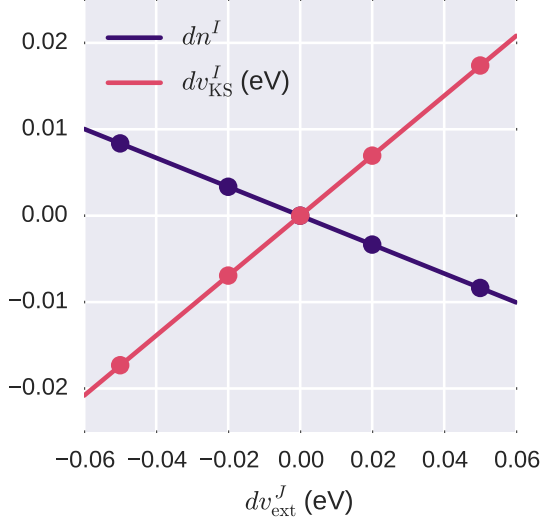


FIG. 1. A typical linear response plot. Each pair of points represents an individual DFT calculation with a perturbing potential  $\delta\hat{v}_{\text{ext}} = dv_{\text{ext}}^J \hat{P}^J$ , and the resulting response of the projected density  $dn^I$  and Kohn-Sham potential  $dv_{\text{KS}}^I$ . The slopes of these lines correspond to entries of  $\chi$  and  $\epsilon^{-1}$ . These data have been taken from calculations on  $[\text{Cr}(\text{H}_2\text{O})_6]^{3+}$ , which is covered in detail in Section III.

both conceptually and numerically arbitrary with respect to the choice of external potential, and so its direct use must be circumvented.

Figure 1 demonstrates the calculation of elements of  $\chi$  and  $\epsilon^{-1}$  from a typical set of linear response calculations.

Both minimum-tracking and conventional SCF linear response rely on the same external perturbation, and both make use of the Dyson equation. They only differ in their definition of the non-interacting response and the set of densities used in its calculation. In the minimum-tracking procedure,  $\chi_0$  is constructed from ground-state densities of the perturbed system, and thus the resulting  $U$  is strictly a ground-state property. This is not the case for the SCF approach; there,  $\chi_0$  is calculated in reference to an unconverged density and thus the resulting  $U$  is an excited-state property (but still a well-defined property of the ground-state Kohn-Sham eigensystem).

Already, the minimum-tracking construction reveals an interesting property of the projected  $\chi_0$  (and hence  $U$ ): it is not necessarily symmetric. This is because  $\chi_0$  as defined in Eq. 12 incorporates the total derivative of the potential, which is itself a partial derivative. While the bare  $\chi_0$  is certainly symmetric, the response matrices that we deal with here are always screened by the background, and the screening depends on the subspace being perturbed. This observation will also hold for SCF linear response, since it also correctly goes beyond the symmetric result of first-order perturbation theory.

## A. Accounting for spin

In the Hubbard energy functional (Eq. 1) spin and sites are treated on the same footing, with the corresponding indices being totally interchangeable. This raises the question: what happens to the response and interaction parameters if we further fine-grain linear response down to the level of spin?

In the minimum-tracking formulation it is straightforward to consider spin degrees of freedom. Response matrices become rank-four tensors

$$\chi_{IJ}^{\sigma\sigma'} = \frac{dn^{I\sigma}}{dv^{J\sigma'}}, \quad (13)$$

and to measure these elements via linear response, we must perturb spin channels individually. (Practically, this is implemented as a combination of two potentials: a uniform shift applied to both spin-channels and a spin-splitting potential.) It is important to note that this diverges from conventional linear response, where spin channels are perturbed simultaneously.

This extension has several consequences. Spin-specific response functions can be visualized by flattening rank-four tensors down to rank-two ones: for example, a two-site system would have response matrices of the form

$$\chi = \begin{pmatrix} \chi_{11}^{\uparrow\uparrow} & \chi_{11}^{\uparrow\downarrow} & \chi_{12}^{\uparrow\uparrow} & \chi_{12}^{\uparrow\downarrow} \\ \chi_{11}^{\downarrow\uparrow} & \chi_{11}^{\downarrow\downarrow} & \chi_{12}^{\downarrow\uparrow} & \chi_{12}^{\downarrow\downarrow} \\ \chi_{21}^{\uparrow\uparrow} & \chi_{21}^{\uparrow\downarrow} & \chi_{22}^{\uparrow\uparrow} & \chi_{22}^{\uparrow\downarrow} \\ \chi_{21}^{\downarrow\uparrow} & \chi_{21}^{\downarrow\downarrow} & \chi_{22}^{\downarrow\uparrow} & \chi_{22}^{\downarrow\downarrow} \end{pmatrix} = \begin{pmatrix} (\chi^{\sigma\sigma'})_{11} & (\chi^{\sigma\sigma'})_{12} \\ (\chi^{\sigma\sigma'})_{21} & (\chi^{\sigma\sigma'})_{22} \end{pmatrix}. \quad (14)$$

This is not simply aesthetic: it means we are treating spin and atom indices on the same footing, like the DFT +  $U$  functional does.

We can construct different models based on how we perform the inversion of this matrix (such as in Eq. 10): either (1) point-wise inversion, which decouples both sites and spin; (2) atom-wise inversion, with each  $2 \times 2$  block inverted individually, decoupling sites but not spins; or (3) invert the full matrix, leaving all sites and spins coupled. We will work through each of these in turn.

### 1. Point-wise inversion (schemes 1a and b)

The Hubbard parameters in this case are screened by the opposite spin on the same site (Fig. 2a). In this case, equation 10 separates into an independent equation for each atom:

$$f^{\sigma\sigma} = \frac{dv_{\text{KS}}^{\sigma}}{dn^{\sigma}} - \frac{dv_{\text{ext}}^{\sigma}}{dn^{\sigma}} = \frac{dv_{\text{Hxc}}^{\sigma}}{dn^{\sigma}}. \quad (15)$$

We have dropped the atomic indices for brevity. This simplification affords some numerical cancellation of errors, since inversion is no longer performed. The off-diagonal components of the matrix  $f^{\sigma\sigma'}$  are not meaningful in this case. The conventional DFT +  $U$  functional

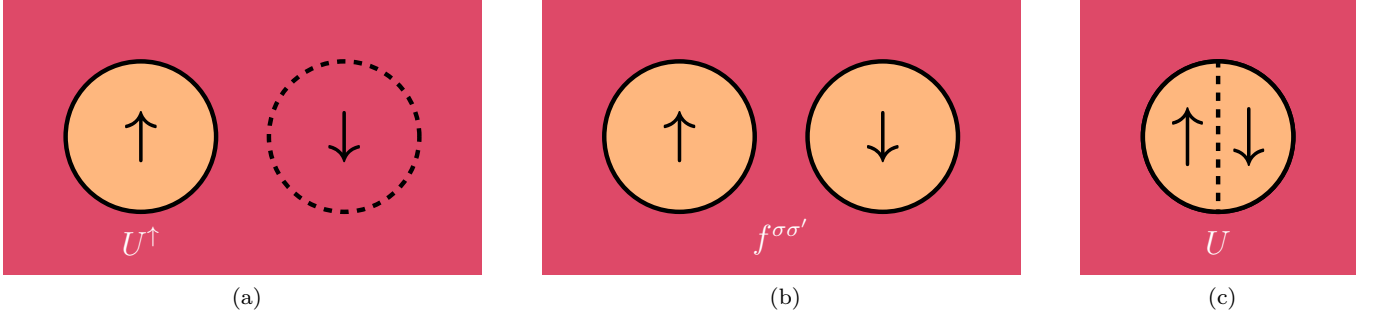


FIG. 2. Schematic diagram illustrating which subspaces screen the Hubbard parameters (pink) and which do not (orange). Individual Hubbard sites are represented by solid circles. Point-wise inversion (a) effectively treats our system as a one-site Hubbard model connected to a bath, where the bath includes the opposite-spin subspace of the same site. Atom-wise inversion (b) is effectively a two-site system connected to a bath. Finally, in conventional linear response (c) both spin channels on a given atom are treated as a single Hubbard site.

requires a spin-independent  $U$ ; for this we must average the spin-up and spin-down components:

$$U = \frac{1}{2} (f^{\uparrow\uparrow} + f^{\downarrow\downarrow}). \quad (16)$$

This will henceforth be referred to as “scheme 1a”. There is also the option to avoid this approximation and apply a different value of  $U$  to each spin channel:  $U^\sigma = f^{\sigma\sigma}$  (“scheme 1b”).

## 2. Atom-wise inversion (schemes 2a and b)

In atom-wise inversion, screening from both the bath and other sites is present in the response matrices, but the resulting  $f = \chi_0^{-1} - \chi^{-1}$  is *bare* with respect to inter-spin interactions on the same atom as it is removed by the inversion of the spin-indexed response (Fig. 2b). Employing this approach amounts to assuming inter-spin interactions will be corrected separately *i.e.* with a  $+J$  functional. (This is because in the absence of such a correction, a spin-screened  $U$  would be necessary.)

Equation 10 reduces to

$$f^{\sigma\sigma'} = \left[ \left( \frac{dv_{\text{KS}}}{dv_{\text{ext}}} - 1 \right) \left( \frac{dn}{dv_{\text{ext}}} \right)^{-1} \right]^{\sigma\sigma'} \quad (17)$$

where each term is a two-by-two matrix indexed by spin channel, and if there are  $N$  atoms there are  $N$  such equations. For practical use in DFT +  $U$  +  $J$ ,  $f$  can be related to the scalar Hubbard parameter  $U$  via

$$U = \frac{1}{2} \frac{dv_{\text{Hxc}}^{\uparrow} + dv_{\text{Hxc}}^{\downarrow}}{d(n^{\uparrow} + n^{\downarrow})} \approx \frac{1}{2} \frac{f^{\uparrow\uparrow}\delta n^{\uparrow} + f^{\uparrow\downarrow}\delta n^{\downarrow} + f^{\downarrow\uparrow}\delta n^{\uparrow} + f^{\downarrow\downarrow}\delta n^{\downarrow}}{\delta(n^{\uparrow} + n^{\downarrow})}. \quad (18)$$

There are two alternative approximations we can make here. The first, more naïve approach, is to further ap-

proximate this as

$$U = \frac{1}{4} (f^{\uparrow\uparrow} + f^{\uparrow\downarrow} + f^{\downarrow\uparrow} + f^{\downarrow\downarrow}) \quad (19)$$

which we will refer to as “scheme 2a”. A more sophisticated approach (“scheme 2b”) is

$$U = \frac{1}{2} \frac{\lambda_U (f^{\uparrow\uparrow} + f^{\downarrow\downarrow}) + f^{\uparrow\downarrow} + f^{\downarrow\uparrow}}{\lambda_U + 1}; \quad (20)$$

$$\lambda_U = \frac{\chi^{\uparrow\uparrow} + \chi^{\downarrow\downarrow}}{\chi^{\uparrow\downarrow} + \chi^{\downarrow\uparrow}}. \quad (21)$$

The derivations of Eqs. (19) and (20) involve varying levels of approximation, which are discussed in detail in Appendix B.

With atom-wise inversion, Hund’s parameters  $J$  can be directly calculated in an analogous manner to  $U$ : in place of Eq. 18 we instead have

$$J = -\frac{1}{2} \frac{dv_{\text{Hxc}}^{\uparrow} - dv_{\text{Hxc}}^{\downarrow}}{d(n^{\uparrow} - n^{\downarrow})} \quad (22)$$

Thus, scheme 2a yields

$$J = -\frac{1}{4} (f^{\uparrow\uparrow} - f^{\uparrow\downarrow} - f^{\downarrow\uparrow} + f^{\downarrow\downarrow}) \quad (23)$$

while scheme 2b gives

$$J = -\frac{1}{2} \frac{\lambda_J (f^{\uparrow\uparrow} - f^{\downarrow\downarrow}) + f^{\uparrow\downarrow} - f^{\downarrow\uparrow}}{\lambda_J - 1}; \quad (24)$$

$$\lambda_J = \frac{\chi^{\uparrow\uparrow} - \chi^{\downarrow\downarrow}}{\chi^{\uparrow\downarrow} - \chi^{\downarrow\uparrow}}. \quad (25)$$

## 3. Full inversion

Finally, in the case of full matrix inversion, the result is bare with respect to both inter-spin and inter-site interactions by the same logic. This implies that inter-atom

interactions require, and are subject to, correction via a  $+V$  term. This  $V$  term would be doubly spin-dependent, and it may need to be symmetrized with respect to the site indices to retain a Hermitian Kohn-Sham Hamiltonian for each spin. We will not explore this approach further in this work.

We emphasize that including each of these successive terms ( $J$  and  $V$ ) should not be viewed as systematic improvements. In the limit that corrective parameters are introduced within and between every single subspace (such that the corresponding curvatures are removed) the entire system becomes effectively non-interacting. Corrective terms are only appropriate where the corresponding interactions dwarf all others.

### B. Comparisons with the conventional scalar approach

Conventional linear response calculations do not treat spin channels separately (Fig. 2c); for a single-site system  $\chi$ ,  $\varepsilon^{-1}$  and  $f$  would all be scalars. It is straightforward to relate the spin-indexed response matrices of the previous section to these scalars:

$$\begin{aligned} dn &= dn^\uparrow + dn^\downarrow \approx \left[ \sum_{\sigma\sigma'} \chi^{\sigma\sigma'} \right] dv_{\text{ext}} \\ \Rightarrow \chi &\approx \sum_{\sigma\sigma'} \chi^{\sigma\sigma'}. \end{aligned} \quad (26)$$

Likewise

$$\begin{aligned} dv_{\text{KS}} &= \frac{1}{2} [dv_{\text{KS}}^\uparrow + dv_{\text{KS}}^\downarrow] \approx \frac{1}{2} \left[ \sum_{\sigma\sigma'} (\varepsilon^{-1})^{\sigma\sigma'} \right] dv_{\text{ext}} \\ \Rightarrow \varepsilon^{-1} &\approx \frac{1}{2} \left[ \sum_{\sigma\sigma'} (\varepsilon^{-1})^{\sigma\sigma'} \right]. \end{aligned} \quad (27)$$

These two relations allow us to examine the role of spin-screening in scalar linear response. The Hubbard parameter obtained via spin-indexed, atom-wise inversion (scheme 2b; Eq. 20) can be rewritten as

$$\begin{aligned} U &= \frac{1}{2} \frac{\sum_{\sigma\sigma'} (f\chi)^{\sigma\sigma'}}{\sum_{\sigma\sigma'} \chi^{\sigma\sigma'}} \\ &= \frac{1}{2} \frac{\sum_{\sigma\sigma'} (\varepsilon^{-1} - 1)^{\sigma\sigma'}}{\sum_{\sigma\sigma'} \chi^{\sigma\sigma'}} \\ &= \frac{\varepsilon^{-1} - 1}{\chi}. \end{aligned} \quad (28)$$

This is nothing less than the scalar expression  $U = \chi_0^{-1} - \chi^{-1}$ , which is used in the scalar approach. We may conclude that the conventional scalar approach and scheme 2b are entirely equivalent.

Therefore, Hubbard parameters obtained by conventional approaches are *unscreened* by the opposite spin channel on the same site. They do not correspond to

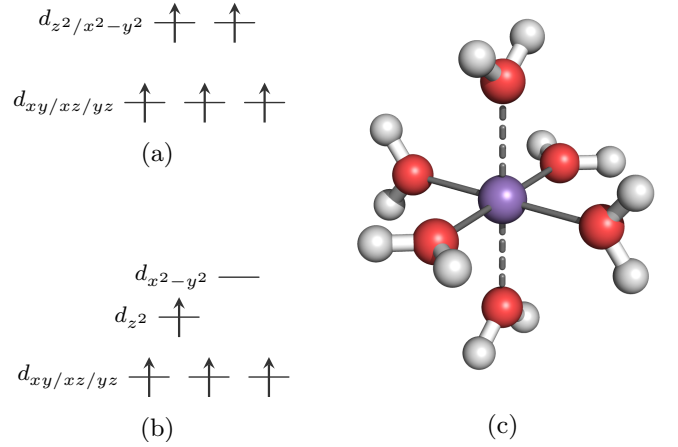


FIG. 3. The ground state of the 3d electrons in (a)  $[\text{Mn}(\text{H}_2\text{O})_6]^{2+}$  and (b)  $[\text{Mn}(\text{H}_2\text{O})_6]^{3+}$ . In both systems, the  $d_{xy}$ ,  $d_{xz}$ , and  $d_{yz}$  orbitals have lower energy as they have lobes directed between the ligands (and hence less overlap with the ligand orbitals). For the doubly-charged system, the system is symmetric and no Jahn-Teller splitting takes place. In the triply-charged system, the molecule distorts into a  $D_{2h}$  symmetry as shown in (c), with the axial bonds (dashed) fractionally longer than the equatorial bonds (solid).

$U_{\text{eff}} = U - J$  (as implied elsewhere [64]). We could have anticipated this result: during a scalar linear response calculation there is no shift in the external potential difference between the two spin channels, so (to first order) there is no external driver for changes in subspace spin polarization.

We noted earlier that atom-wise inversion formally necessitates a Hund's correction, but such a correction is not usually included when the conventional linear response approach is employed. Given that these methods are equivalent, we argue that it is more consistent to include a Hund's exchange correction term.

### III. APPLICATION TO A COMPLETE SERIES OF HEXAHYDRATED TRANSITION METALS

In the second half of this work, we explore the ramifications of our theoretical developments on the test system of hexahydrated transition metals. These systems comprise of a central first-row transition metal ion surrounded by six water ligands in a tetragonal arrangement (Fig. 3c). Such systems closely resemble a fundamental unit of transition-metal oxides.

Of particular relevance is that all of the metals have partially filled 3d sub-shells. Electrons within these sub-shells are in close proximity to one another, and the interplay of their spin, charge, and orbital moment are often too pronounced to be well described by local or semi-local xc-functionals [65–68]. DFT +  $U$  may provide a more accurate description of these systems [16, 26, 50, 63].

Depending on the electronic structure of the metal,

these systems may exhibit Jahn-Teller distortion, resulting in an elongated tetragonal structure with two axial waters being slightly more distant than their four equatorial counterparts (Fig. 3).

### A. Computational details

All calculations were performed using ONETEP [21, 22, 35, 53, 69–71] (Order- $N$  Electronic Total Energy Package, version 4.3) using the Perdew-Burke-Ernzerhof (PBE) xc-functional [6]. All calculations were spin-polarized, with an energy cut-off of 897 eV. ONETEP uses a basis of non-orthogonal generalized Wannier functions (NGWFs) that are variationally optimized *in situ*. Depending on the species, there were 9, 10, or 13 NGWFs on the transition metal atom, four on each oxygen, and one on each hydrogen. All NGWFs had  $14 a_0$  cut-off radii. The Hubbard projectors were constructed from solving the neutral atomic problem subject to the pseudopotential of the species in question [70]. An Elstner dispersion correction [72, 73] was applied, and electrostatics were treated using a padded cell and a Coulomb cut-off [74]. Most pseudopotentials were taken from the Rappe group pseudopotential library [75] although some were generated in-house using OPIUM [76–82]. These were scalar relativistic pseudopotentials [83] with non-linear core corrections [84]. DFT +  $U$  +  $J$  calculations used a + $J$  correction of the form of Eq. 3 (following the example of Ref. [25] we have omitted the “ $n_{\min}$ ” term that appears in that paper). Example input and output files can be found at [www.repository.cam.ac.uk/](http://www.repository.cam.ac.uk/).

### B. Calculating Hubbard parameters

Hubbard parameters were calculated for a set of hexahydrated transition metals. Prior to the linear response calculations, the geometries of every system were optimized using the PBE xc-functional without a Hubbard correction and with the water molecules constrained to their respective planes. Various linear response approaches were performed: schemes 1a, 1b, 2a, and 2b, as well as the standard scalar approach. While the scalar values reported here will be roughly analogous to conventional linear response reported elsewhere, they were calculated using minimum-tracking linear response, not SCF, which differ in their definitions of  $\chi_0$ .

Hubbard and Hund’s parameters were obtained for two Hubbard subspaces: the  $3d$  subspace on the transition metal ion, and the  $2p$  subspace on one of the equatorial oxygen atoms, taken as a representative of the six oxygen atoms in the system. The Hubbard parameters that were obtained are listed in Tables I and II respectively.

The uncertainties in the Hubbard parameters have also been calculated from the error in the least-square fits of  $dv_{\text{Hxc}}^\sigma/dn^{\sigma'}$ ,  $dv_{\text{KS}}^\sigma/dv_{\text{ext}}^{\sigma'}$  and  $dn^\sigma/dv_{\text{ext}}^{\sigma'}$  using unbiased

Gaussian error propagation. These error estimates prove to be very instructive.

#### 1. General trends

Both tables exhibit some general trends: the Hubbard parameters of the metal ions grow slowly as the number of  $3d$  electrons increases (Fig. 6); oxygen parameters remain relatively stable; the Hund’s coupling parameters of the metals appear reasonable. Furthermore, the scalar approach and scheme 2b (atom-wise inversion) yield the same result across the board, in keeping with the conclusions of subsection II B. The spin-specific approach is less numerically stable, which is reflected by the marginally larger error estimates.

One particularly noteworthy result is the substantial spin-screening of the Hubbard parameters of  $[\text{Co}(\text{H}_2\text{O})_6]^{3+}$  observed in schemes 1a and b. This is the only complex in a low-spin ground state, so the up and down Kohn-Sham orbitals overlap perfectly and there is very efficient screening between spins. This system also exhibits the largest  $J$ , reflecting the fact that the absence of magnetization does not imply the absence of magnetization-related error.

The large  $J$  values on the oxygen atoms may surprise at first (as Hund’s physics is expected to play a very minor role here) but we note that the absence of any magnetic moment does not imply that the corresponding response must be small. Subsequent calculations demonstrate that applying this  $J$  term, large as it is, does not result in the oxygen atoms acquiring magnetic moments.

Some works go one step further and calculate Hubbard parameters in a self-consistent fashion [15, 63, 64], with linear response being performed on DFT +  $U$  ground states. While it remains to be seen what effect this additional step would have, it is anticipated that it would be small as these hexahydrated metal systems do not undergo any substantial qualitative change in electronic structure upon the application of  $U$  [85]: in going from DFT to scalar DFT +  $U$ , the root-mean-square and maximum differences in the total  $3d$  occupancies are 0.08 and 0.46 respectively. For the spin moment  $\mu = n^\uparrow - n^\downarrow$  these are 0.05 and 0.40 respectively.

It is important to acknowledge that the authors of Ref. [16] calculated  $U$  for this set of systems (using scalar linear response). In comparison, their values are slightly lower (by 1.4 eV on average) and more variable (a standard deviation of 1.2 eV compared to 0.9 eV for our set of values). The principal differences between our computational approach and that used in Ref. [16] are (a) the use of ultra-soft pseudopotentials as opposed to norm-conserving ones; (b) all calculations were performed on structures optimized in the  $3+$  charge state; (c) some of the calculations employed  $U$  self-consistency; and (d) we are using our revised definition for the non-interacting response. As the following section will demonstrate, details such as (a) and (b) can substantially affect Hubbard

TABLE I. Values of  $U$  and  $J$  (eV) for hexahydrated transition metals calculated using the various linear response schemes introduced in subsection II A. The linear response calculations for the spin-up  $3d$  subspace in  $\text{Fe}^{3+}$  were poorly behaved (two different pseudopotentials were attempted) and have consequently been excluded.

metal	scalar	scheme 1a	scheme 1b		scheme 2a		scheme 2b	
	$U$	$U$	$U^\uparrow$	$U^\downarrow$	$U$	$J$	$U$	$J$
$\text{Ti}^{3+}$	$3.88 \pm 0.00$	$1.66 \pm 0.00$	$1.85 \pm 0.01$	$1.47 \pm 0.00$	$3.90 \pm 0.01$	$0.34 \pm 0.00$	$3.89 \pm 0.01$	$0.34 \pm 0.00$
$\text{V}^{2+}$	$4.00 \pm 0.00$	$2.78 \pm 0.00$	$3.29 \pm 0.00$	$2.28 \pm 0.00$	$4.07 \pm 0.01$	$0.34 \pm 0.00$	$4.00 \pm 0.01$	$0.35 \pm 0.00$
$\text{Cr}^{3+}$	$3.90 \pm 0.00$	$1.78 \pm 0.00$	$1.86 \pm 0.00$	$1.70 \pm 0.00$	$4.04 \pm 0.01$	$0.40 \pm 0.00$	$3.90 \pm 0.01$	$0.42 \pm 0.00$
$\text{Cr}^{2+}$	$3.20 \pm 0.00$	$2.39 \pm 0.00$	$2.75 \pm 0.00$	$2.04 \pm 0.00$	$3.34 \pm 0.01$	$0.33 \pm 0.00$	$3.20 \pm 0.01$	$0.35 \pm 0.00$
$\text{Mn}^{3+}$	$5.40 \pm 0.00$	$2.00 \pm 0.00$	$1.51 \pm 0.00$	$2.50 \pm 0.00$	$5.86 \pm 0.01$	$0.50 \pm 0.00$	$5.40 \pm 0.01$	$0.53 \pm 0.00$
$\text{Mn}^{2+}$	$4.36 \pm 0.00$	$4.05 \pm 0.08$	$4.28 \pm 0.15$	$3.82 \pm 0.00$	$4.90 \pm 0.06$	$0.37 \pm 0.06$	$4.35 \pm 0.01$	$0.52 \pm 0.01$
$\text{Fe}^{3+}$	$5.88 \pm 0.01$	—	—	$5.45 \pm 0.02$	—	—	$5.92 \pm 0.02$	$0.81 \pm 0.02$
$\text{Fe}^{2+}$	$4.58 \pm 0.00$	$5.07 \pm 0.09$	$6.28 \pm 0.18$	$3.86 \pm 0.00$	$6.06 \pm 0.09$	$0.43 \pm 0.06$	$4.58 \pm 0.01$	$0.63 \pm 0.01$
$\text{Co}^{3+}$	$6.25 \pm 0.00$	$1.19 \pm 0.00$	$1.19 \pm 0.00$	$1.19 \pm 0.00$	$6.25 \pm 0.00$	$0.75 \pm 0.00$	$6.25 \pm 0.00$	$0.75 \pm 0.00$
$\text{Co}^{2+}$	$4.95 \pm 0.02$	$6.19 \pm 0.02$	$8.17 \pm 0.03$	$4.22 \pm 0.02$	$7.15 \pm 0.02$	$0.48 \pm 0.01$	$4.96 \pm 0.02$	$0.65 \pm 0.01$
$\text{Ni}^{2+}$	$5.26 \pm 0.00$	$9.84 \pm 0.02$	$15.41 \pm 0.05$	$4.27 \pm 0.00$	$12.35 \pm 0.03$	$0.75 \pm 0.02$	$5.26 \pm 0.01$	$0.78 \pm 0.01$
$\text{Cu}^{2+}$	$4.62 \pm 0.00$	$-2.54 \pm 0.03$	$-9.11 \pm 0.05$	$4.04 \pm 0.00$	$-4.99 \pm 0.02$	$0.85 \pm 0.02$	$4.63 \pm 0.01$	$0.90 \pm 0.01$

TABLE II. Values of  $U$  and  $J$  (eV) of an equatorial oxygen atom within hexahydrated transition metal systems, calculated using the various linear response schemes.

metal	scalar	scheme 1a	scheme 1b		scheme 2a		scheme 2b	
	$U$	$U$	$U^\uparrow$	$U^\downarrow$	$U$	$J$	$U$	$J$
$\text{Ti}^{3+}$	$8.16 \pm 0.03$	$5.05 \pm 0.01$	$5.20 \pm 0.01$	$4.89 \pm 0.00$	$8.14 \pm 0.02$	$1.05 \pm 0.00$	$8.13 \pm 0.02$	$1.05 \pm 0.00$
$\text{V}^{2+}$	$8.28 \pm 0.00$	$5.69 \pm 0.00$	$5.70 \pm 0.00$	$5.69 \pm 0.00$	$8.28 \pm 0.01$	$1.29 \pm 0.00$	$8.28 \pm 0.01$	$1.29 \pm 0.00$
$\text{Cr}^{3+}$	$8.29 \pm 0.00$	$5.54 \pm 0.00$	$5.44 \pm 0.00$	$5.65 \pm 0.00$	$8.29 \pm 0.02$	$1.08 \pm 0.01$	$8.29 \pm 0.02$	$1.08 \pm 0.01$
$\text{Cr}^{2+}$	$8.44 \pm 0.01$	$6.28 \pm 0.01$	$6.55 \pm 0.01$	$6.01 \pm 0.02$	$8.45 \pm 0.02$	$1.27 \pm 0.01$	$8.45 \pm 0.02$	$1.27 \pm 0.01$
$\text{Mn}^{3+}$	$8.57 \pm 0.00$	$4.94 \pm 0.00$	$5.53 \pm 0.00$	$4.35 \pm 0.00$	$8.58 \pm 0.03$	$0.97 \pm 0.01$	$8.57 \pm 0.03$	$0.97 \pm 0.01$
$\text{Mn}^{2+}$	$8.30 \pm 0.00$	$6.05 \pm 0.01$	$5.70 \pm 0.01$	$6.39 \pm 0.00$	$8.29 \pm 0.01$	$1.31 \pm 0.00$	$8.31 \pm 0.01$	$1.30 \pm 0.01$
$\text{Fe}^{3+}$	$8.37 \pm 0.03$	$5.55 \pm 0.05$	$4.48 \pm 0.07$	$6.62 \pm 0.07$	$8.59 \pm 0.14$	$1.24 \pm 0.06$	$8.40 \pm 0.12$	$1.06 \pm 0.06$
$\text{Fe}^{2+}$	$8.83 \pm 0.01$	$5.77 \pm 0.00$	$5.43 \pm 0.01$	$6.10 \pm 0.00$	$8.83 \pm 0.01$	$1.40 \pm 0.00$	$8.83 \pm 0.01$	$1.39 \pm 0.01$
$\text{Co}^{3+}$	$8.26 \pm 0.00$	$4.37 \pm 0.09$	$4.27 \pm 0.11$	$4.48 \pm 0.15$	$8.39 \pm 0.10$	$1.12 \pm 0.05$	$8.39 \pm 0.10$	$1.12 \pm 0.05$
$\text{Co}^{2+}$	$8.25 \pm 0.06$	$5.24 \pm 0.10$	$4.89 \pm 0.11$	$5.60 \pm 0.15$	$8.24 \pm 0.09$	$1.38 \pm 0.06$	$8.25 \pm 0.09$	$1.37 \pm 0.06$
$\text{Ni}^{2+}$	$8.09 \pm 0.01$	$4.89 \pm 0.00$	$4.65 \pm 0.00$	$5.14 \pm 0.00$	$8.09 \pm 0.01$	$1.37 \pm 0.00$	$8.09 \pm 0.01$	$1.37 \pm 0.00$
$\text{Cu}^{2+}$	$8.38 \pm 0.00$	$5.08 \pm 0.00$	$4.68 \pm 0.00$	$5.48 \pm 0.00$	$8.36 \pm 0.01$	$1.38 \pm 0.00$	$8.38 \pm 0.01$	$1.38 \pm 0.00$

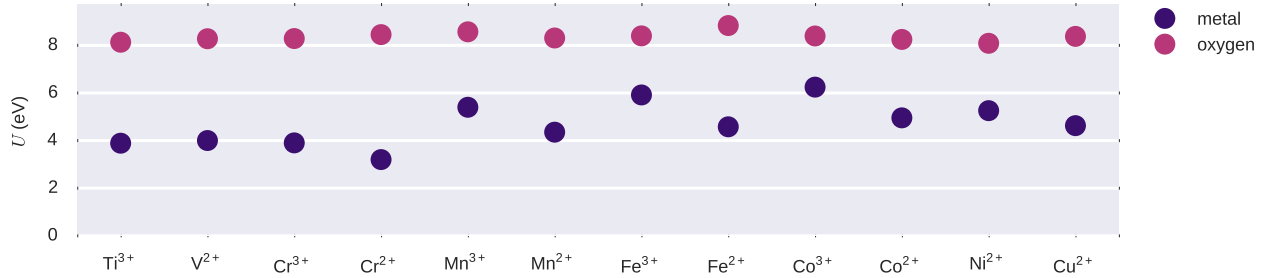


FIG. 4. Hubbard parameters as calculated via scheme 2b (or, equivalently, the scalar approach).

parameters.

## 2. Comparison of schemes

Table I illustrates the dangers of averaging across the two spin channels, as performed in scheme 1a. For systems where both the spin-up and spin-down channels are partially occupied (see Fig. 6) the responses are well-behaved, the Hubbard parameters are both sensible and similar, and averaging is unlikely to have any drastic ef-

fects. But for the heavier elements with filled spin-up channels, we are faced with the prospect of averaging two very different values, which in the most extreme cases lead to negative Hubbard parameters. Here, averaging the two values is likely to be an extremely poor approximation.

However, any Hubbard correction will not directly affect a fully-occupied channel, because the Hubbard energy correction term (Eq. 1) vanishes regardless of the magnitude of  $U$ . If it is imperative that the same correction must be applied to both channels, an argument



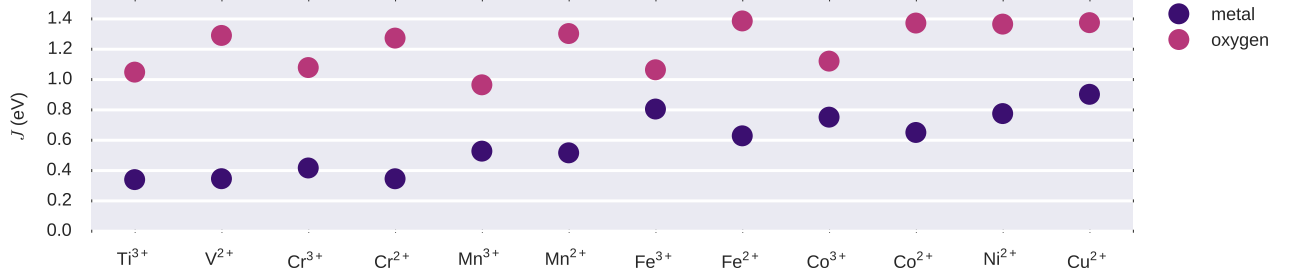
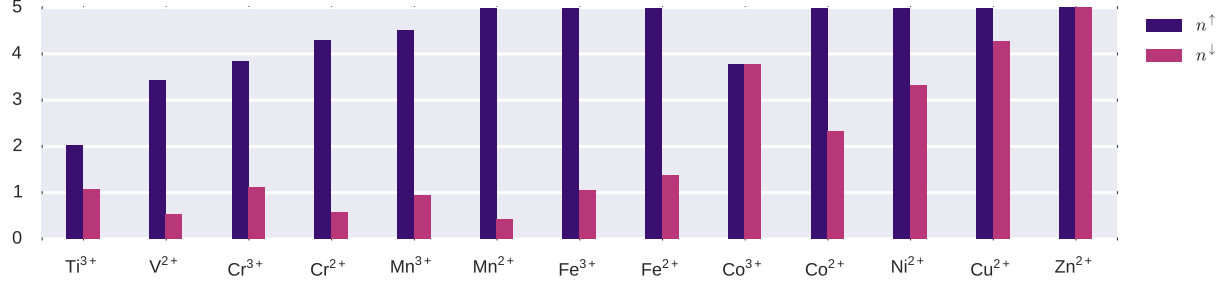


FIG. 5. Hund's parameters as calculated via scheme 2b.

FIG. 6. The metal ion  $3d$  subspace occupancies as given by DFT, upon top of which we perform linear response calculations. The residual spin-down densities for the lighter metals are not formally what one would expect; a Hubbard correction should remedy this.

could be made in favor of applying the  $U^\downarrow$  value in place of an average. Of course, the Hubbard *potential* does not vanish (Eq. 2) and fictional spin-up Kohn-Sham orbitals that overlap with the Hubbard projectors would be shifted by  $U^\downarrow$ . This inconsistency may have unforeseen effects.

Table I also demonstrates the shortcomings of scheme 2a, the more approximate of the atom-wise-inversion-based methods. In the upper half of the table it yields reasonable values similar to those of scheme 2b. But in the latter half (where dramatically different response in the spin-up and spin-down channels is expected) the approximation is a very poor one and the resulting parameters are unphysical. Scheme 2b encounters no such difficulties, justifying the use of the rescaling factors  $\lambda_{U/J}$ . This work will consider scheme 2a no further.

### 3. Dependence on simulation settings

The results of linear response calculations are sensitive to the precise settings of a calculation. Figure 7 shows the difference in Hubbard parameters as obtained using two quite different simulation schemes. Both sets of calculations were performed on the same physical systems, but they differed in (a) the pseudopotentials used (Rappe *vs.* in-house); (b) the electrostatic truncation scheme used (padded cell with a spherical cutoff [74] *vs.*

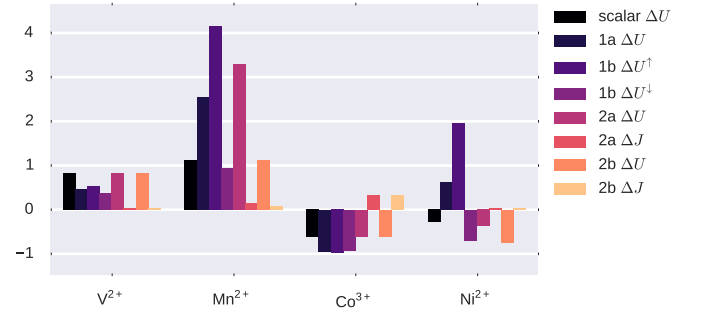


FIG. 7. The difference in eight Hubbard parameters as calculated via two alternative simulation set-ups.

a Martyna-Tuckerman correction [86]); and (c) the resolution of the fine grid used for calculating products of basis functions (a factor of two *vs.* a factor of four finer than the standard grid). The majority of the Hubbard parameters match to within 1 eV, except for those that relate to the response of a nearly-fully occupied subspace where the response is a lot more changeable.

#### 4. A closed-shell system

Linear response calculations were also performed on  $[\text{Zn}(\text{H}_2\text{O})_6]^{2+}$ .  $\text{Zn}^{2+}$  is not strictly a transition metal, as its  $3d$  shell is filled. Linear response calculations on closed shell systems tend to be troublesome [61, 62].

The results of our calculations are listed in Table III. These calculations were performed for two different definitions of the Hubbard projectors. In ONETEP these are defined using pseudoatomic orbitals (PAOs): that is, the DFT solutions of the isolated atom/ion with the pseudopotential [70, 87, 88]. Table III lists the Hubbard parameters for when the pseudoatomic problem was solved with a total charge of 0 and +2. The Hubbard projectors corresponding to the neutral pseudoatom are more diffuse than the +2 case.

We find that  $U$  is exceptionally large as given by both the scalar and spin-resolved linear response schemes, and with either definition of the Hubbard projectors. The dependence of the result on the Hubbard projectors is very striking, and is the most dramatic case that we have seen. But what is more remarkable is the robustness of these calculations (as shown by the small uncertainties). Crucially, this robustness is not due to the fact that some schemes avoid matrix inversion: the uncertainties are similar for schemes where matrix inversion is necessary (schemes 2a and b) and those where it is not (schemes 1a and b). Instead, it can only be attributed to our revised definition of  $\chi_0$ .

#### C. Structural properties

We will now examine how these various Hubbard corrections affect the resulting geometry of the hexahydrated metal systems. Hartree Fock [89], hybrid DFT [90, 91], and semi-local xc-functionals (such as the PBE) [92] already predict bond lengths consistent with experiment [93], without any need for Hubbard corrections. However, these corrections can dramatically affect structural properties; it would be undesirable for them to do so here.

If only the  $3d$  orbitals of the transition metal species are subjected to a Hubbard correction, and the structure optimized, metal-oxygen distances dramatically lengthen (Figs. 8a and 8b). This is because any hybridization that existed between the metal  $3d$  orbitals with lone pairs on the water ligands is weakened by the lowering of the energy of any filled  $3d$  orbitals. Consequently, the individual species are stabilized and they drift apart. It is clear that this elongation is wholly unphysical, taking bond lengths well outside of the range of experimental values. This failure is not specific to this particular system or any procedure for computing  $U$ , but is a well-documented problem [50, 85, 94, 95].

There are a number of approaches for correcting this issue. One solution is  $\text{DFT} + U + V$ , which adds an inter-site interaction term to the  $\text{DFT} + U$  energy functional

that may correctively favor O ( $2p$ )–metal ( $3d$ ) bonding. Alternatively, adaptive Hubbard projectors can mitigate the problem, as they will be more delocalized and responsive to the bonding environment [22]. But perhaps the most pragmatic approach is to add Hubbard corrections to the  $2p$  orbitals of the oxygen atoms [96, 97]. This lowers their energies to levels comparable with the  $3d$  orbitals, re-establishing the possibility of hybridization.

The success of the latter method is demonstrated in Fig. 8c, where the addition of these corrections reduces any bond elongation to at most a five percent increase (and in many cases much less). The alignment is particularly remarkable given the range of different  $U$  and  $J$  values being used.

It is important to note that adding Hubbard terms to the oxygen atoms (a) alters hydrogen-oxygen-hydrogen angles by less than 2%, (b) alters oxygen-hydrogen bond lengths by approximately 1%, and (c) does not result in the oxygen atoms acquiring a magnetic moment (the largest observed was 0.014 for DFT and 0.073 for  $\text{DFT} + U + J$ ).

#### D. Spectroscopic properties

Hubbard corrections have significant bearing on spectroscopic properties (given that to first order, they open a gap between the filled and unfilled Hubbard projectors). This work will focus on  $d$ - $d$  excitation energies, where a single electron transitions between two  $3d$  orbitals. While these transitions are formally forbidden by the Laporte rule, they are allowed via vibronic coupling [99].

The first subset of such transitions are those which involve the flip of the electron's spin. These transitions additionally violate spin selection rules, but vibronic coupling again means that they are observable (albeit weakly). The transition energies are simply calculated as the difference in the total energy between two  $\text{DFT} (+U)$  calculations where the total spin differs by  $\hbar$ . This was done without updating  $U$  (for a brief discussion regarding the updating of  $U$  see Appendix C). As this approach relies only on the accuracy of the total energy, DFT alone (without a Hubbard correction) should give reasonable results. This is indeed what we find (Table IV). The results are relatively insensitive to the choice of Hubbard parameters.

The other possible  $d$ - $d$  excitations involve the transition of a single electron without changing its spin. These transitions are spin-allowed, and thus will exhibit intensities between those of fully allowed and spin-forbidden transitions. The transition energies are calculated as the difference in energy of the corresponding Kohn-Sham orbitals, and are listed in Table V.

We find that DFT and  $\text{DFT} + U (+J)$  have mixed success reproducing these transition energies. This not surprising. The energy of such transitions is strongly related to the calculated band-gap and, as such, DFT (with its well-known underestimation of the band-gap) will not

TABLE III. Values of  $U$  and  $J$  (eV) for the  $3d$  subspace of Zn in hexahydrated zinc, calculated using the various linear response schemes and two alternative sets of Hubbard projectors (as defined by the PAO charge).

PAO charge	scalar $U$	scheme 1a $U$	scheme 1b		scheme 2a		scheme 2b	
			$U^\uparrow$	$U^\downarrow$	$U$	$J$	$U$	$J$
+0	10.05±0.03	11.60±0.04	11.67±0.06	11.53±0.06	10.08±0.03	1.75±0.05	10.08±0.03	1.75±0.05
+2	34.77±0.01	44.64±0.02	44.65±0.03	44.63±0.02	34.79±0.02	1.47±0.03	34.79±0.02	1.47±0.03

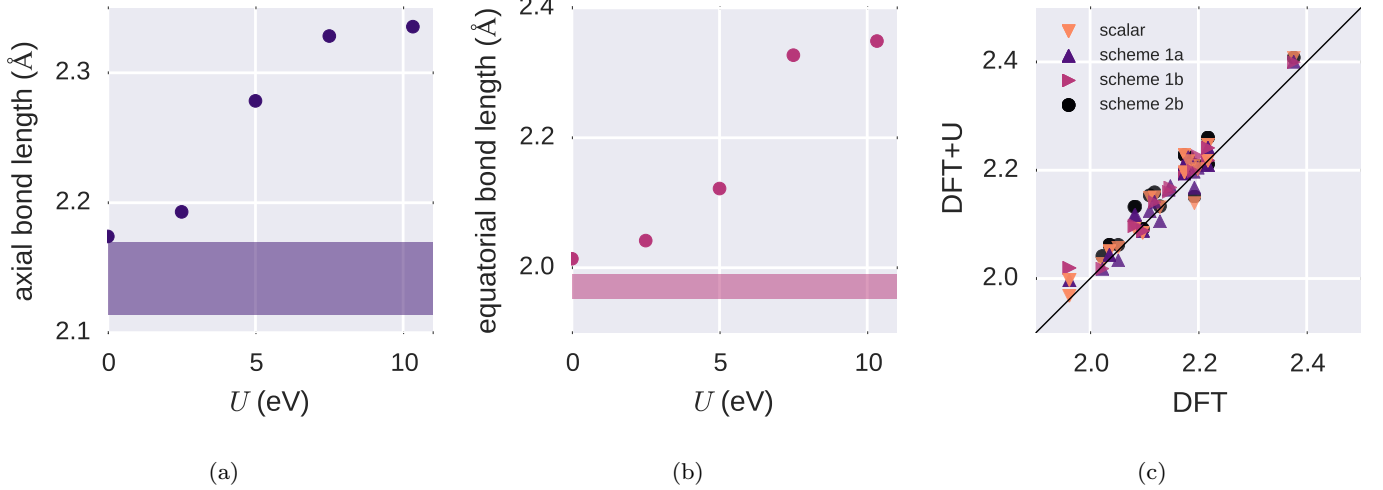


FIG. 8. The mean (a) axial and (b) equatorial bond lengths of hexahydrated  $\text{Mn}^{3+}$  when optimized using  $\text{DFT} + U$ , for various values of  $U^{\text{Mn}}$  and without adding a Hubbard correction to the oxygen atoms. The shaded regions indicate the range of values reported by other computational studies [89–92], which are in line with experiment [93]. (c) Metal-oxygen distances as given by  $\text{DFT} + U$ -optimized structures, as compared to analogous PBE calculations. Each data-point corresponds to a distinct set of Hubbard parameters from Tables I and II (that is, all different transition metal species and schemes for computing Hubbard parameters).

TABLE IV. Spin flip energies (eV) for various hexahydrated transition metal systems. The quantum chemistry results are from Ref. 91, and the experimental results are from Ref. 98 (and the references therein).

metal	DFT	DFT + $U$				CASSCF	CASPT2	MRCI	exp
		scalar	1a	1b	2b				
$\text{V}^{2+}$	1.06	1.10	1.09	1.28	1.10	2.01	1.89	1.98	1.62
$\text{Cr}^{3+}$	1.11	1.04	1.11	1.33	1.04	2.41	2.23	2.35	2.60
$\text{Mn}^{2+}$	2.16	2.41	2.39	2.41	2.42	3.42	2.91	3.25	2.34
$\text{Co}^{2+}$	1.60	1.85	1.85	1.86	1.85	1.96	1.95	1.76	1.98
$\text{Ni}^{2+}$	1.23	1.44	1.48	1.50	1.44	2.30	2.03	2.23	1.91

give accurate results. Hubbard corrections tend to correctly enlarge DFT band-gaps, but there is no reason *a priori* why the final gap it produces ought to be accurate [16]. Ongoing efforts are being made to construct generalized  $\text{DFT} + U$  theories that satisfy Janak’s/Koopman’s theorem [100–102]. These transition energies will also be highly sensitive to static correlation, a failing of DFT associated with multi-determinantal ground states. This failing remains unaddressed and will be an important factor in the overestimation of transition energies of  $\text{Ti}^{2+}$ ,  $\text{Fe}^{2+}$ , and  $\text{Co}^{2+}$  [7, 8]. Furthermore, the excitations have been computed in a very simplistic approach, neglecting vibronic and solvation effects (among others), which would likely result in significant shifts [103].

#### IV. CONCLUSIONS

We have generalized for multiple sites and spins the minimum-tracking linear response formalism for calculating  $U$  and  $J$  [52]. In this formalism, the non-interacting response  $\chi_0$  is strictly a ground state property. Previously, it was not possible to calculate Hubbard parameters via linear response in large, spin-polarized systems such as metalloproteins [104, 105]. But because minimum-tracking is compatible with direct minimization (common to linear-scaling density functional theory packages such as ONETEP), linear response calculations on large and complex systems are now possible.

Furthermore, the formalism allowed us to work with spin relatively easily. We demonstrated that the scalar linear response approach, whose use is widespread, yields

TABLE V. Transition energies (eV) for spin-conserving  $d-d$  excitations.

metal	final symmetry	DFT	DFT + $U$			CASSCF	CASPT2	MRCI	exp
			scalar	1a	1b				
Ti <sup>3+</sup>	<sup>1</sup> B <sub>2g</sub>	0.27	3.16	1.48	1.63	2.79	0.00		
	<sup>1</sup> B <sub>3g</sub>	0.28	3.25	1.51	1.66	2.86	0.00		
	<sup>1</sup> A <sub>g</sub>	1.94	3.98	2.81	2.92	3.76	1.69	1.71	1.76
	<sup>1</sup> A <sub>g</sub>	2.38	4.60	3.33	3.44	4.34	1.70	1.72	1.77
V <sup>2+</sup>	<sup>3</sup> B <sub>1g</sub>	1.97	4.92	3.98	4.35	4.61	1.19	1.26	1.28
	<sup>3</sup> B <sub>2g</sub>	1.97	4.92	3.98	4.35	4.61	1.19	1.26	1.28
	<sup>3</sup> B <sub>3g</sub>	1.97	4.92	3.98	4.35	4.61	1.19	1.26	1.28
Cr <sup>3+</sup>	<sup>3</sup> B <sub>1g</sub>	2.24	3.98	3.15	3.17	3.56	1.69	1.77	1.79
	<sup>3</sup> B <sub>2g</sub>	2.24	3.98	3.15	3.17	3.56	1.69	1.77	1.79
	<sup>3</sup> B <sub>3g</sub>	2.24	3.98	3.15	3.17	3.56	1.69	1.77	1.79
Cr <sup>2+</sup>	<sup>4</sup> A <sub>g</sub>	0.38	2.06	1.60	1.80	1.83	0.62	0.69	0.64
	<sup>4</sup> B <sub>2g</sub>	1.37	3.28	2.77	2.99	3.04	1.18	1.27	1.19
	<sup>4</sup> B <sub>3g</sub>	1.53	3.44	2.93	3.15	3.22	1.23	1.30	1.23
	<sup>4</sup> B <sub>1g</sub>	1.95	3.88	3.36	3.58	3.61	1.34	1.44	1.36
Mn <sup>3+</sup>	<sup>4</sup> A <sub>g</sub>	0.21	1.28	0.68	0.62	0.97	0.69	0.77	0.72
	<sup>4</sup> B <sub>2g</sub>	0.97	5.08	3.63	1.86	4.87	1.72	1.96	1.78
	<sup>4</sup> B <sub>3g</sub>	2.64	5.28	3.99	3.41	4.95	1.76	1.99	1.82
	<sup>4</sup> B <sub>1g</sub>	3.00	5.72	4.38	3.88	5.42	1.91	2.21	2.00
Fe <sup>2+</sup>	<sup>4</sup> B <sub>2g</sub>	1.28	5.62	6.03	4.92	4.95	0.00		
	<sup>4</sup> B <sub>3g</sub>	1.28	5.63	6.04	4.93	5.04	0.00		
	<sup>4</sup> A <sub>g</sub>	1.88	5.73	6.07	5.07	5.24	0.75	0.80	0.83
	<sup>4</sup> A <sub>g</sub>	3.12	6.99	7.34	6.38	6.33	0.85	0.89	0.91
Co <sup>2+</sup>	<sup>3</sup> B <sub>2g</sub>	3.02	7.85	8.65	7.03	7.16	0.00		
	<sup>3</sup> B <sub>3g</sub>	3.03	7.85	8.67	7.04	7.17	0.00		
	<sup>3</sup> B <sub>2g</sub>	3.64	7.91	8.75	7.15	7.23	0.67	0.81	0.65
	<sup>3</sup> B <sub>3g</sub>	3.64	7.91	8.78	7.16	7.24	0.68	0.81	0.65
	<sup>3</sup> B <sub>3g</sub>	5.17	9.41	10.08	8.76	8.69	2.82	2.69	2.62
	<sup>3</sup> B <sub>2g</sub>	5.17	9.42	10.10	8.77	8.70	2.85	2.69	2.62
Ni <sup>2+</sup>	<sup>2</sup> B <sub>3g</sub>	4.30	8.74	13.39	7.72	7.91	0.75		
	<sup>2</sup> B <sub>1g</sub>	4.30	8.74	13.39	7.72	7.91	0.76	0.89	0.85
	<sup>2</sup> B <sub>2g</sub>	4.30	8.74	13.39	7.72	7.91	0.76		
	<sup>2</sup> B <sub>1g</sub>	4.30	8.74	13.39	7.72	7.91	1.31	1.48	1.45
	<sup>2</sup> B <sub>2g</sub>	4.31	8.74	13.39	7.72	7.91	1.31		
	<sup>2</sup> B <sub>3g</sub>	4.31	8.74	13.39	7.72	7.91	1.31		
Cu <sup>2+</sup>	<sup>1</sup> A <sub>g</sub>	1.79	5.06	0.49	4.56	4.47	0.51	0.61	0.52
	<sup>1</sup> B <sub>2g</sub>	2.31	6.19	1.12	5.49	5.33	0.84	1.08	0.85
	<sup>1</sup> B <sub>3g</sub>	2.82	6.68	1.81	5.91	5.82	0.89	1.12	0.89
	<sup>1</sup> B <sub>1g</sub>	3.34	6.85	1.99	5.95	5.88	0.97	1.23	0.99

a Hubbard  $U$  that is unscreened by the opposite spin channel of the same site. We presented alternative approaches that account for this screening. Specifically, the opposite spin channel can be included in the bath, which is consistent with the effective decoupling of spins into separate subspaces implied by the standard DFT +  $U$  functional (schemes 1a and b). This lowers the resulting  $U$  values. Alternatively (but not equivalently), if inter-spin interactions require correction then a Hund's coupling parameter ought to be used in conjunction with an adjusted Hubbard parameter (scheme 2b).

Applying these approaches to hexahydrated transition metals revealed trends in the Hubbard parameters. Thanks to the revised definition of  $\chi_0$  in minimum-tracking linear response, the calculations were remarkably stable numerically, offering a possible route forward for closed-shell solids. Unfortunately, calculations of structural and spectroscopic properties on the hexahydrated metal systems did not reveal a preferred option among the different linear response schemes. This is due, at least in part, to the fact that the electronic structure of

hexahydrated transition metal complexes appears to be too complicated to be accurately described by standard DFT +  $U$  functionals, especially while static correlation remains unaddressed. Hubbard corrections to the oxygen  $2p$  subspaces were found to be necessary to reproduce bond lengths.

Collectively, these developments provide a route forward for performing DFT +  $U$  (+  $J$ ) on spin-polarized systems in a robust and consistent manner.

## ACKNOWLEDGMENTS

E. B. L. acknowledges financial support from the Rutherford Foundation Trust and the EPSRC Centre for Doctoral Training in Computational Methods for Materials Science under grant EP/L015552/1. The calculations were funded by EPSRC Grant EP/J017639/1 and were performed using the Darwin Supercomputer of the University of Cambridge High Performance Computing Service (<http://www.hpc.cam.ac.uk/>), provided by Dell Inc.

using Strategic Research Infrastructure Funding from the Higher Education Funding Council for England and funding from the Science and Technology Facilities Council.

The authors thank G. Moynihan, O. K. Orhan, and N. D. M. Hine for useful discussions.

### Appendix A: Details of linear response theory

Suppose for a given system we perturb the external potential by some small  $\delta v_{\text{ext}}(\mathbf{r})$ . The resulting change in the density is given by

$$\delta n(\mathbf{r}) = \int d\mathbf{r}' \chi(\mathbf{r}, \mathbf{r}') \delta v_{\text{ext}}(\mathbf{r}') \quad (\text{A1})$$

where  $\chi(\mathbf{r}, \mathbf{r}')$  is the response function to this perturbation. For the same perturbation, we can choose to define a second response function  $\chi_0(\mathbf{r}, \mathbf{r}')$  as

$$\delta n(\mathbf{r}) = \int d\mathbf{r}' \chi_0(\mathbf{r}, \mathbf{r}') \delta v_{\text{KS}}(\mathbf{r}'). \quad (\text{A2})$$

The Kohn-Sham potential is given as  $v_{\text{KS}}(\mathbf{r}) = v_{\text{Hxc}}[n](\mathbf{r}) + v_{\text{ext}}(\mathbf{r})$  — that is, the sum of the Hartree and exchange-correlation potential, and the external potential (which includes the atomic potentials as well as the perturbing potential). It follows that  $\delta v_{\text{KS}}(\mathbf{r}) = \delta v_{\text{Hxc}}[n](\mathbf{r}) + \delta v_{\text{ext}}(\mathbf{r})$ . By the Kohn-Sham construction, the change in the Hubbard-plus-xc-potential can be recast as

$$\delta v_{\text{Hxc}}[n](\mathbf{r}') = \int d\mathbf{r}'' f[n_{\text{GS}}](\mathbf{r}', \mathbf{r}'') \delta n(\mathbf{r}'') \quad (\text{A3})$$

where we have defined the Hartree plus exchange-correlation kernel

$$f[n_{\text{GS}}](\mathbf{r}', \mathbf{r}'') = \left. \frac{\delta v_{\text{Hxc}}(\mathbf{r}')}{\delta n(\mathbf{r}'')} \right|_{n=n_{\text{GS}}} \quad (\text{A4})$$

Combining Eqs. (A1) to (A4) we can see that  $\chi$ ,  $\chi_0$ , and  $f$  are related via a Dyson-like equation for the Hartree plus exchange-correlation kernel:

$$\chi(\mathbf{r}, \mathbf{r}') = \chi_0(\mathbf{r}, \mathbf{r}') + \int d\mathbf{r}'' \int d\mathbf{r}''' \chi_0(\mathbf{r}, \mathbf{r}''') f[n_{\text{GS}}](\mathbf{r}''', \mathbf{r}'') \chi(\mathbf{r}'', \mathbf{r}') \quad (\text{A5})$$

and we can identify  $\chi_0(\mathbf{r}, \mathbf{r}') = \delta n(\mathbf{r}) / \delta v_{\text{KS}}(\mathbf{r}')$  as the non-interacting response.

### Appendix B: Approximating $U$ and $J$ in the case of atom-wise inversion

This appendix will cover the derivation of Eqs. (19), (20), (23) and (24), with particular reference to the approximations involved.

Firstly, consider the Hubbard parameter. It was demonstrated (Eq. 18) that it is given exactly by

$$U = \frac{1}{2} \frac{f^{\uparrow\uparrow} dn^{\uparrow} + f^{\uparrow\downarrow} dn^{\downarrow} + f^{\downarrow\uparrow} dn^{\uparrow} + f^{\downarrow\downarrow} dn^{\downarrow}}{d(n^{\uparrow} + n^{\downarrow})}. \quad (\text{B1})$$

We can interpret Eq. B1 as a statement that  $U$  is given by a weighted average of the elements of  $f^{\sigma\sigma'}$ , where elements are weighted according to the extent to which the spin-up and -down densities would respond to a perturbation. In the case of spin-unpolarized systems, the two densities would respond equally ( $dn^{\uparrow} = dn^{\downarrow}$ ) and Eq. B1 simplifies to

$$U = \frac{1}{2} (f^{\uparrow\uparrow} + f^{\uparrow\downarrow}) \quad (\text{B2})$$

(where we have also taken advantage of the symmetries  $f^{\uparrow\uparrow} = f^{\downarrow\downarrow}$  and  $f^{\uparrow\downarrow} = f^{\downarrow\uparrow}$ ). Such a straightforward simplification is not possible for spin-polarized systems. Instead, we must account for the possibility of different

spin-up and -down density responses. To this end, we consider the ratio

$$\frac{dn^{\uparrow}}{dn^{\downarrow}} = \frac{\sum_{\sigma} \chi^{\uparrow\sigma} dv_{\text{ext}}^{\sigma}}{\sum_{\sigma} \chi^{\downarrow\sigma} dv_{\text{ext}}^{\sigma}}. \quad (\text{B3})$$

If we focus in particular on a perturbation of the form  $dv_{\text{ext}}^{\uparrow} = dv_{\text{ext}}^{\downarrow}$  this simplifies to

$$\frac{\sum_{\sigma} \chi^{\uparrow\sigma}}{\sum_{\sigma} \chi^{\downarrow\sigma}} = \lambda_U. \quad (\text{B4})$$

Therefore, if we assert that in general  $dn^{\uparrow}/dn^{\downarrow}$  can be approximated by  $\lambda_U$  then Eq. B1 simplifies to

$$U = \frac{1}{2} \frac{\lambda_U (f^{\uparrow\uparrow} + f^{\downarrow\uparrow}) + f^{\uparrow\downarrow} + f^{\downarrow\downarrow}}{\lambda_U + 1}. \quad (\text{B5})$$

This is Eq. 20 of scheme 2b. This approximation is reasonable but not rigorously justified, and is perhaps best interpreted *post hoc*: for better or worse, scalar linear response makes this approximation (as demonstrated by the results of subsection II B).

For the Hund's coupling parameter  $J$  one can derive the analogous expression of Eq. 23 in a very similar manner, except that the scaling factor  $\lambda_J$  is constructed with reference to a perturbation of the form  $dv_{\text{ext}}^{\uparrow} = -dv_{\text{ext}}^{\downarrow}$  (that is, one that will most directly affect magnetic moments).

Equations 19 and 23 (scheme 2a) are more drastic approximations derived by assuming  $\lambda_U = -\lambda_J = 1$ . As the results of this paper demonstrate, these are poor approximations for spin-polarized systems.

### Appendix C: Linear response calculations for excited spin states

The results of Table IV came from DFT +  $U$  calculations of each system in a high-spin and a lowered-spin state. Both of these calculations used the same Hubbard parameters, obtained via linear response calculations on the high-spin state.

Linear response calculations were also performed on the lowered-spin states (see Table VI). It was found that using updated Hubbard parameters worsened the resulting spin-flip energies (Table VII), with some cases even predicting the wrong ground state.

### Appendix D: A comparison with cRPA

For the sake of comparison, it is instructive to study how constrained random-phase approximation (cRPA) methods account for the spin-screening of Hubbard parameters [106, 107]. In these approaches, the non-interacting response  $\chi_0$  is partitioned into components corresponding to response within/between various subspaces. For instance, consider a system consisting of a

single site with spin-up and -down channels. The component due to response solely within the spin-up subspace is given by the  $(\uparrow, \uparrow)$ th entry of  $\chi_0$  — that is,

$$(\chi_{0,\uparrow})^{\sigma\sigma'} \equiv \begin{pmatrix} \chi_0^{\uparrow\uparrow} & 0 \\ 0 & 0 \end{pmatrix}. \quad (D1)$$

The non-interacting response due to all other contributions is

$$(\tilde{\chi}_{0,\uparrow})^{\sigma\sigma'} \equiv \chi_0 - \chi_{0,\uparrow} = \begin{pmatrix} 0 & \chi_0^{\uparrow\downarrow} \\ \chi_0^{\downarrow\uparrow} & \chi_0^{\downarrow\downarrow} \end{pmatrix}. \quad (D2)$$

For such a non-interacting response  $\tilde{\chi}_{0,\sigma}$  there is a corresponding Dyson equation

$$U_{RPA}^\sigma = \left[ (f^{-1} - \tilde{\chi}_{0,\sigma})^{-1} \right]^{\sigma\sigma} \quad (D3)$$

where  $U_{RPA}^\sigma$  is now screened by everything save interactions within the spin- $\sigma$  subspace (as this screening is what  $\tilde{\chi}_{0,\sigma}$  pertains to).

Screened interaction parameters  $U_{RPA}^\sigma$  for hexahydrated metal systems are tabulated in Table VIII. In this work, it was shown that point-wise inversion (schemes 1a and b) yields an interaction screened by both the opposite spin channel on the same site and the remainder of the system, so we expect the results of Table VIII to resemble those of Table I. They are correlated, but the match is certainly not exact. This suggests that the RPA is not a good approximation for screening between unlike-spins, and that more sophisticated methods (such as that of Ref. 108) are required.

- 
- [1] R. O. Jones, Rev. Mod. Phys. **87**, 897 (2015).
  - [2] A. Jain, Y. Shin, and K. A. Persson, Nat. Rev. Mater. **1**, 15004 (2016).
  - [3] P. Hohenberg and W. Kohn, Phys. Rev. **136**, B864 (1964).
  - [4] W. Kohn and L. J. Sham, Phys. Rev. **140**, A1133 (1965).
  - [5] J. P. Perdew and A. Zunger, Phys. Rev. B **23**, 5048 (1981).
  - [6] J. P. Perdew, K. Burke, and M. Ernzerhof, Phys. Rev. Lett. **77**, 3865 (1996).
  - [7] A. J. Cohen, P. Mori-Sánchez, and W. Yang, Science **321**, 792 (2008).
  - [8] A. J. Cohen, P. Mori-Sánchez, and W. Yang, Chem. Rev. **112**, 289 (2012).
  - [9] J. P. Perdew, R. G. Parr, M. Levy, and J. L. Balduz, Phys. Rev. Lett. **49**, 1691 (1982).
  - [10] M. Cococcioni and S. de Gironcoli, Phys. Rev. B **71**, 035105 (2005).
  - [11] B. Kaduk, T. Kowalczyk, and T. Van Voorhis, Chem. Rev. **112**, 321 (2012).
  - [12] P. Mori-Sánchez, A. J. Cohen, and W. Yang, Phys. Rev. Lett. **100**, 146401 (2008).
  - [13] V. I. Anisimov, J. Zaanen, and O. K. Andersen, Phys. Rev. B **44**, 943 (1991).
  - [14] S. L. Dudarev, G. A. Botton, S. Y. Savrasov, C. J. Humphreys, and A. P. Sutton, Phys. Rev. B **57**, 1505 (1998).
  - [15] H. J. Kulik, M. Cococcioni, D. A. Scherlis, and N. Marzari, Phys. Rev. Lett. **97**, 103001 (2006).
  - [16] Q. Zhao, E. I. Ioannidis, and H. J. Kulik, J. Chem. Phys. **145**, 054109 (2016).
  - [17] V. I. Anisimov and O. Gunnarsson, Phys. Rev. B **43**, 7570 (1991).
  - [18] V. I. Anisimov, I. V. Solovyev, M. A. Korotin, M. T. Czyżyk, and G. A. Sawatzky, Phys. Rev. B **48**, 16929 (1993).
  - [19] V. I. Anisimov, F. Aryasetiawan, and A. I. Lichtenstein, J. Phys. Condens. Matter **9**, 767 (1997).
  - [20] W. E. Pickett, S. C. Erwin, and E. C. Ethridge, Phys. Rev. B **58**, 1201 (1998).
  - [21] D. D. O'Regan, M. C. Payne, and A. A. Mostofi, Phys. Rev. B **83**, 245124 (2011).
  - [22] D. D. O'Regan, N. D. M. Hine, M. C. Payne, and A. A. Mostofi, Phys. Rev. B **82**, 081102 (2010).
  - [23] I. V. Solovyev, P. H. Dederichs, and V. I. Anisimov, Phys. Rev. B **50**, 16861 (1994).
  - [24] N. J. Mosey and E. A. Carter, Phys. Rev. B **76**, 155123 (2007).
  - [25] B. Himmetoglu, R. M. Wentzcovitch, and M. Coc-

TABLE VI. Hubbard parameters calculated via linear response for systems where one electron's spin has been flipped from the ground spin state. The differences to the parameters obtained for the ground state (Table I) are listed in parentheses.

metal	scalar	scheme 1a	scheme 1b		scheme 2b	
	$U$	$U$	$U^\uparrow$	$U^\downarrow$	$U$	$J$
V <sup>2+</sup>	3.99 (−0.01)	2.57 (−0.21)	2.72 (−0.57)	2.42 (+0.14)	3.84 (−0.23)	0.35 (+0.01)
Cr <sup>3+</sup>	4.03 (+0.13)	1.69 (−0.09)	1.71 (−0.15)	1.68 (−0.02)	4.01 (−0.03)	0.41 (+0.01)
Cr <sup>2+</sup>	3.08 (−0.12)	2.04 (−0.35)	2.12 (−0.63)	1.97 (−0.07)	3.08 (−0.26)	0.31 (−0.02)
Mn <sup>3+</sup>	5.26 (−0.14)	1.64 (−0.36)	1.59 (+0.08)	1.69 (−0.81)	5.27 (−0.59)	0.50 (+0.00)
Mn <sup>2+</sup>	4.33 (−0.03)	2.97 (−1.08)	3.19 (−1.09)	2.74 (−1.08)	4.56 (−0.34)	0.38 (+0.01)
Co <sup>2+</sup>	5.11 (+0.16)	2.85 (−3.34)	2.86 (−5.31)	2.85 (−1.37)	5.12 (−2.03)	0.42 (−0.06)
Ni <sup>2+</sup>	5.49 (+0.23)	3.32 (−6.52)	3.31 (−12.10)	3.32 (−0.95)	5.48 (−6.87)	0.90 (+0.15)

TABLE VII. Spin flip energies (eV) for various hexahydrated transition metal systems with  $U$  updated following the flip. The quantum chemistry results are from Ref. 91, and the experimental results are from Ref. 98 (and the references therein).

metal	DFT	DFT + $U$				CASSCF	CASPT2	MRCI	exp
		scalar	1a	1b	2b				
V <sup>2+</sup>	1.06	1.11	1.26	1.28	0.80	2.01	1.89	1.98	1.62
Cr <sup>3+</sup>	1.11	0.94	1.32	1.33	−0.15	2.41	2.23	2.35	2.60
Mn <sup>2+</sup>	2.16	2.40	2.73	2.74	2.00	3.42	2.91	3.25	2.34
Co <sup>2+</sup>	1.60	1.83	1.44	1.62	0.72	1.96	1.95	1.76	1.98
Ni <sup>2+</sup>	1.23	1.81	1.03	1.50	0.41	2.30	2.03	2.23	1.91

TABLE VIII. Spin-screened Hubbard parameters  $U$  (eV) calculated using the cRPA approach. The differences with respect to the corresponding scheme 1a/b results of Table I are given in parentheses.

metal	average	$U^\uparrow$		$U^\downarrow$	
Ti <sup>3+</sup>	0.80 (−0.86)	0.88 (−0.97)	0.71 (−0.76)		
V <sup>2+</sup>	2.22 (−0.56)	2.57 (−0.72)	1.88 (−0.40)		
Cr <sup>3+</sup>	1.16 (−0.62)	1.06 (−0.80)	1.26 (−0.44)		
Cr <sup>2+</sup>	2.07 (−0.32)	2.31 (−0.44)	1.83 (−0.21)		
Mn <sup>3+</sup>	1.17 (−0.83)	0.38 (−1.13)	1.95 (−0.55)		
Mn <sup>2+</sup>	3.47 (−0.58)	3.15 (−1.13)	3.78 (−0.04)		
Co <sup>3+</sup>	1.20 (+0.01)	1.20 (+0.01)	1.20 (+0.01)		
Co <sup>2+</sup>	5.19 (−1.00)	6.23 (−1.94)	4.14 (−0.08)		
Ni <sup>2+</sup>	8.36 (−1.48)	12.39 (−3.02)	4.32 (+0.05)		
Cu <sup>2+</sup>	−3.53 (−0.99)	−11.44 (−2.33)	4.37 (+0.33)		

- cioni, Phys. Rev. B **84**, 115108 (2011).
- [26] B. Himmetoglu, A. Floris, S. de Gironcoli, and M. Cococcioni, Int. J. Quant. Chem. **114**, 14 (2014).
- [27] M. Lüders, A. Ernst, M. Däne, Z. Szotek, A. Svane, D. Ködderitzsch, W. Hergert, B. L. Györfy, and W. M. Temmerman, Phys. Rev. B **71**, 205109 (2005).
- [28] M. Däne, M. Lüders, A. Ernst, D. Ködderitzsch, W. M. Temmerman, Z. Szotek, and W. Hergert, J. Phys. Condens. Matter **21**, 045604 (2009).
- [29] I. D. Hughes, M. Däne, A. Ernst, W. Hergert, M. Lüders, J. Poulter, J. B. Staunton, A. Svane, Z. Szotek, and W. M. Temmerman, Nature **446**, 650 (2007).
- [30] M. R. Pederson, A. Ruzsinszky, and J. P. Perdew, J. Chem. Phys. **140**, 121103 (2014).
- [31] M. R. Pederson, J. Chem. Phys. **142**, 064112 (2015).
- [32] T. Hahn, S. Liebing, J. Kortus, and M. R. Pederson, J. Chem. Phys. **143**, 224104 (2015).
- [33] I. Dabo, A. Ferretti, N. Poilvert, Y. Li, N. Marzari, and M. Cococcioni, Phys. Rev. B **82**, 115121 (2010).
- [34] G. Borghi, A. Ferretti, N. L. Nguyen, I. Dabo, and N. Marzari, Phys. Rev. B **90**, 075135 (2014).
- [35] D. D. O'Regan, N. D. M. Hine, M. C. Payne, and A. A. Mostofi, Phys. Rev. B **85**, 085107 (2012).
- [36] C. Loschen, J. Carrasco, K. M. Neyman, and F. Illas, Phys. Rev. B **75**, 035115 (2007).
- [37] C. W. M. Castleton, J. Kullgren, and K. Hermansson, J. Chem. Phys. **127**, 244704 (2007).
- [38] B. J. Morgan and G. W. Watson, Surf. Sci. **601**, 5034 (2007).
- [39] G. Franchini, R. Podloucky, J. Paier, M. Marsman, and G. Kresse, Phys. Rev. B **75**, 195128 (2007).
- [40] A. Rohrbach, J. Hafner, and G. Kresse, Phys. Rev. B **70**, 125426 (2004).
- [41] L. Wang, T. Maxisch, and G. Ceder, Phys. Rev. B **73**, 195107 (2006).
- [42] S. P. Ong, V. L. Chevrier, G. Hautier, A. Jain, C. Moore, S. Kim, X. Ma, G. Ceder, and F. Weill, Energy Environ. Sci. **4**, 3680 (2011).
- [43] C. J. Fennie and K. M. Rabe, Phys. Rev. Lett. **97**, 267602 (2006).
- [44] E. Finazzi, C. Di Valentin, G. Pacchioni, and A. Selloni, J. Chem. Phys. **129**, 154113 (2008).
- [45] F. Aryasetiawan, K. Karlsson, O. Jepsen, and U. Schönberger, Phys. Rev. B **74**, 125106 (2006).
- [46] D. D. O'Regan and G. Teobaldi, Phys. Rev. B **94**, 035159 (2016).
- [47] M. Cococcioni, *A LDA+U study of selected iron compounds*, Ph.D. thesis, Scuola Internazionale Superiore di Studi Avanzati (2002).
- [48] P. H. Dederichs, S. Blügel, R. Zeller, and H. Akai, Phys. Rev. Lett. **53**, 2512 (1984).
- [49] V. Leiria Campo Jr and M. Cococcioni, J. Phys. Condens. Matter **22**, 055602 (2010).
- [50] H. J. Kulik and N. Marzari, J. Chem. Phys. **134** (2011).
- [51] L. A. Agapito, S. Curtarolo, and M. Buongiorno Nardelli, Phys. Rev. X **5**, 011006 (2015).
- [52] G. Moynihan, G. Teobaldi, and D. D. O'Regan, (2017), arXiv:1704.08076.
- [53] C.-K. Skylaris, P. D. Haynes, A. A. Mostofi, and M. C. Payne, J. Chem. Phys. **122**, 084119 (2005).

- [54] D. R. Bowler, T. Miyazaki, and M. J. Gillan, *J. Phys. Condens. Matter* **14**, 2781 (2002).
- [55] M. J. Gillan, D. R. Bowler, A. S. Torralba, and T. Miyazaki, *Comput. Phys. Commun.* **177**, 14 (2007).
- [56] J. M. Soler, E. Artacho, J. D. Gale, A. García, J. Junquera, P. Ordejón, and D. Sánchez-Portal, *J. Phys. Condens. Matter* **14**, 2745 (2002).
- [57] E. Artacho, E. Anglada, O. Diéguez, J. D. Gale, A. García, J. Junquera, R. M. Martin, P. Ordejón, J. M. Pruneda, D. Sánchez-Portal, and J. M. Soler, *J. Phys. Condens. Matter* **20**, 064208 (2008).
- [58] L. Genovese, B. Videau, M. Ospici, T. Deutsch, S. Goedecker, and J.-F. Méhaut, *Comptes Rendus Mécanique* **339**, 149 (2011).
- [59] T. Ozaki and H. Kino, *Phys. Rev. B* **72**, 045121 (2005).
- [60] V. Weber, J. VandeVondele, J. Hutter, and A. M. N. Niklasson, *J. Chem. Phys.* **128**, 084113 (2008).
- [61] S. J. Hu, S. S. Yan, M. W. Zhao, and L. M. Mei, *Phys. Rev. B* **73**, 245205 (2006).
- [62] K. Yu and E. A. Carter, *J. Chem. Phys.* **140**, 121105 (2014).
- [63] H. J. Kulik and N. Marzari, *J. Chem. Phys.* **133**, 114103 (2010).
- [64] H. J. Kulik and N. Marzari, *J. Chem. Phys.* **129**, 134314 (2008).
- [65] J. N. Harvey, *Annu. Reports Sect. "C" (Physical Chem.* **102**, 203 (2006).
- [66] C. J. Cramer and D. G. Truhlar, *Phys. Chem. Chem. Phys.* **11**, 10757 (2009).
- [67] H. S. Yu, S. L. Li, and D. G. Truhlar, *J. Chem. Phys.* **145**, 130901 (2016).
- [68] E. R. Johnson and A. D. Becke, *J. Chem. Phys.* **146**, 211105 (2017).
- [69] N. D. M. Hine, M. Robinson, P. D. Haynes, C.-K. Skylaris, M. C. Payne, and A. A. Mostofi, *Phys. Rev. B* **83**, 195102 (2011).
- [70] Á. Ruiz-Serrano, N. D. M. Hine, and C.-K. Skylaris, *J. Chem. Phys.* **136**, 234101 (2012).
- [71] S. J. Fox, C. Pittock, T. Fox, C. S. Tautermann, N. Malcolm, and C.-K. Skylaris, *J. Chem. Phys.* **135**, 224107 (2011).
- [72] M. Elstner, P. Hobza, T. Frauenheim, S. Suhai, and E. Kaxiras, *J. Chem. Phys.* **114**, 5149 (2001).
- [73] Q. Hill and C.-K. Skylaris, *Proc. R. Soc. A* **465**, 669 (2009).
- [74] N. D. M. Hine, J. Dziedzic, P. D. Haynes, and C.-K. Skylaris, *J. Chem. Phys.* **135** (2011).
- [75] "Perdew-Burke-Ernzerhof GGA pseudopotentials," <http://www.sas.upenn.edu/rappegroup/research/pseudopotential-gga.html>.
- [76] "Opium - pseudopotential generation project," <http://opium.sourceforge.net>.
- [77] G. P. Kerker, *J. Phys. C Solid State Phys.* **13**, L189 (1980).
- [78] L. Kleinman and D. M. Bylander, *Phys. Rev. Lett.* **48**, 1425 (1982).
- [79] D. R. Hamann, *Phys. Rev. B* **40**, 2980 (1989).
- [80] A. M. Rappe, K. M. Rabe, E. Kaxiras, and J. D. Joannopoulos, *Phys. Rev. B* **41**, 1227 (1990).
- [81] X. Gonze, R. Stumpf, and M. Scheffler, *Phys. Rev. B* **44**, 8503 (1991).
- [82] N. J. Ramer and A. M. Rappe, *Phys. Rev. B* **59**, 12471 (1999).
- [83] I. Grinberg, N. J. Ramer, and A. M. Rappe, *Phys. Rev. B* **62**, 2311 (2000).
- [84] S. G. Louie, S. Froyen, and M. L. Cohen, *Phys. Rev. B* **26**, 1738 (1982).
- [85] H. J. Kulik, *J. Chem. Phys.* **142**, 240901 (2015).
- [86] G. J. Martyna and M. E. Tuckerman, *J. Chem. Phys.* **110**, 2810 (1999).
- [87] O. F. Sankey and D. J. Niklewski, *Phys. Rev. B* **40**, 3979 (1989).
- [88] E. Artacho, D. Sánchez-Portal, P. Ordejón, A. García, and J. Soler, *Phys. status solidi* **215**, 809 (1999).
- [89] R. Åkesson, L. G. M. Pettersson, M. Sandstroem, and U. Wahlgren, *J. Phys. Chem.* **96**, 150 (1992).
- [90] B. Kallies and R. Meier, *Inorg. Chem.* **40**, 3101 (2001).
- [91] Y. Yang, M. A. Ratner, and G. C. Schatz, *J. Phys. Chem. C* **118**, 29196 (2014).
- [92] J. Li, C. L. Fisher, J. L. Chen, D. Bashford, and L. Noodleman, *Inorg. Chem.* **35**, 4694 (1996).
- [93] J. K. Beattie, S. P. Best, B. W. Skelton, and A. H. White, *J. Chem. Soc., Dalt. Trans.*, 2105 (1981).
- [94] H. J. Kulik and N. Marzari, *J. Chem. Phys.* **135** (2011).
- [95] D. A. Scherlis, M. Cococcioni, P. Sit, and N. Marzari, *J. Phys. Chem. B* **111**, 7384 (2007).
- [96] I. A. Nekrasov, M. A. Korotin, and V. I. Anisimov, (2000), [arXiv:0009107](https://arxiv.org/abs/0009107) [cond-mat].
- [97] C. Cao, S. Hill, and H.-P. Cheng, *Phys. Rev. Lett.* **100**, 167206 (2008).
- [98] C. K. Jørgensen, *Absorption spectra and chemical bonding in complexes*. (Pergamon Press, 1962) p. 352.
- [99] D. C. Harris and M. D. Bertolucci, *Symmetry and Spectroscopy* (Oxford University Press, New York, N.Y, 1978) p. 336.
- [100] J. F. Janak, *Phys. Rev. B* **18**, 7165 (1978).
- [101] T. Koopmans, *Physica* **1**, 104 (1934).
- [102] G. Moynihan, G. Teobaldi, and D. D. O'Regan, *Phys. Rev. B* **94**, 220104 (2016).
- [103] M. Radoń, K. Gassowska, J. Szklarzewicz, and E. Broclawik, *J. Chem. Theory Comput.* **12**, 1592 (2016).
- [104] D. J. Cole, D. D. O'Regan, and M. C. Payne, *J. Phys. Chem. Lett.* **3**, 1448 (2012).
- [105] D. J. Cole and N. D. M. Hine, *J. Phys. Condens. Matter* **28**, 393001 (2016).
- [106] F. Aryasetiawan, M. Imada, A. Georges, G. Kotliar, S. Biermann, and A. I. Lichtenstein, *Phys. Rev. B* **70**, 195104 (2004).
- [107] H. Sakakibara, S. W. Jang, H. Kino, M. J. Han, K. Kuroki, and T. Kotani, *J. Phys. Soc. Japan* **86**, 044714 (2017).
- [108] E. Şaşıoğlu, A. Schindlmayr, C. Friedrich, F. Freimuth, and S. Blügel, *Phys. Rev. B* **81**, 054434 (2010).