

Modulation of kinetic Alfvén waves in an intermediate low-beta magnetoplasma

Debjani Chatterjee^{1,*} and A. P. Misra^{1,†}

¹*Department of Mathematics, Siksha Bhavana, Visva-Bharati University, Santiniketan-731 235, West Bengal, India*

We study the amplitude modulation of nonlinear kinetic Alfvén waves (KAWs) in an intermediate low-beta magnetoplasma. Starting from a set of fluid equations coupled to the Maxwell's equations, we derive a coupled set of nonlinear partial differential equations (PDEs) which govern the evolution of KAW envelopes in the plasma. The modulational instability (MI) of such KAW envelopes is then studied by a nonlinear Schrödinger (NLS) equation derived from the coupled PDEs. It is shown that the KAWs can evolve into bright envelope solitons, or can undergo damping depending on whether the characteristic ratio (α) of the Alfvén to ion-acoustic (IA) speeds remains above or below a critical value. The parameter α is also found to shift the MI domains around the $k_x k_z$ plane, where k_x (k_z) is the KAW number perpendicular (parallel) to the external magnetic field. The growth rate of MI, as well as the frequency shift and the energy transfer rate, are obtained and analyzed. The results can be useful for understanding the existence and formation of bright and dark envelope solitons, or damping of KAW envelopes in space plasmas, e.g., interplanetary space, solar winds etc.

PACS numbers: 52.27.Aj, 52.35.Mw, 52.35.Sb

I. INTRODUCTION

The kinetic Alfvén waves (KAWs) are ubiquitous in space plasmas and play an important role in the dissipation of solar wind turbulence [1, 2] and acceleration of charged particles [3]. In a general sense, the non-dispersive magnetohydrodynamic (MHD) Alfvén waves (AWs) are generated due to the frozen-in field effect by which the charged particles (e.g., electrons) follow the magnetic field lines. However, when the perpendicular wavelength of, e.g., low-frequency ion oscillations is of the order of the ion gyroradius (which is much larger than the electron gyroradius), ions are no longer attached to the magnetic field lines, and thus a small difference of the transverse velocities of electrons and ions creates an electrostatic field parallel to the ambient magnetic field. This electric field, however, modifies the wave dispersion to generate a new kind of mode known as KAW [4]. The latter is also generated when the perpendicular (to the magnetic field) component of the AW wave number becomes larger than its parallel component. So, the KAW is distinctive from the non-dispersive MHD Alfvén wave as not only it has dispersion and Landau dissipation, it is also a coupling mode (longitudinal-transverse) of the Alfvén wave and the ion-acoustic wave (IAW). We mention that the KAW was first introduced in space physics by Hasegawa *et. al.* [4].

The observations of spacecrafts, like Freja, FAST, Cluster, etc., also indicate the existence of KAWs in intermediate low- β space plasmas [5–7] with $(m_e/m_i) \ll \beta \ll 1$, where m_e (m_i) is the electron (ion) mass and β is the ratio of the thermal and magnetic pressures in the plasma. It has been shown that such low-frequency (compared to the ion-cyclotron frequency) KAWs can evolve

into intermediate shocks due to the anomalous dissipation, Alfvénic solitons and magnetic kink that are relevant in the solar wind for acceleration of charged particles [8]. Furthermore, the dispersion properties of KAWs and the formation of localized structures, as well as the onset of turbulence have been investigated owing to their applications in space and astrophysical plasmas [2, 9–13].

The modulational instability (MI) is generally referred to as a first step to study nonlinear processes like the formation of envelope solitons and their amplitude modulation due to the carrier wave self-interaction, as well as the onset of turbulence in space and astrophysical plasmas [14–19]. In the process of MI, the transfer of wave energy takes place from high-frequency sidebands to low-frequency ones. Here, the sidebands experience exponential growth due to the pump until some nonlinear effects intervene to restrain the growth.

The purpose of the present work is to advance the theory of KAWs, and to investigate the stability and instability criteria for the modulation of KAW packets in an intermediate low- β plasma. It is found that the nonlinear KAW can evolve into bright envelope solitons, or can undergo wave damping due to the anomalous dissipation of KAWs.

II. THEORETICAL FORMULATION

We consider the nonlinear propagation of KAWs in a two-dimensional (2D) intermediate low- β ($m_e/m_i \ll \beta \ll 1$) plasma composed of inertialess isothermal electrons and magnetized singly charged isothermal positive ions. Such plasmas appear, e.g., in the solar wind. In this low- β limit, the electron inertia can be neglected (since $m_e/m_i \ll 1$), and so one can write down the electron equation of motion without the term $\sim dv/dt$ [Eq. (1)]. This inertial effect of electrons can be important in the evolution of inertial Alfvén waves. We assume that the external uniform magnetic

* chatterjee.debjani10@gmail.com

† apmisra@visva-bharati.ac.in; apmisra@gmail.com

field is $\mathbf{B}_0 = B_0 \hat{z}$ and the electric field in the xz plane, i.e., $\mathbf{E} = E_x \hat{x} + E_z \hat{z}$. For the excitation of KAWs, the electron gyroradius is much smaller than that of ions, and electrons move along the magnetic field lines. So, the motion of electrons perpendicular (x -component) to the background magnetic field is negligible. Thus, it is reasonable to consider only the z -component of the equation of motion [Eq. (1)] for electrons without the Lorentz force (as $\mathbf{v} \times \mathbf{B}$ term vanishes along the z -axis), and the z -component of the equation of motion for magnetized ions with the Lorentz force [Eq. (3)]. Furthermore, since in space plasmas, electrons and ions can have thermal motions, we consider the isothermal pressures [see the terms $\propto v_{tj}$, $j = e$ for electrons and i for ions, in Eqs. (1) and (3)]. Also, since the drift velocities of both electrons and ions that are driven by the transverse electric field $E_x \hat{x}$ are in the same direction \hat{x} , one can discuss all the physical variables in the xz plane, i.e., in 2D geometry.

Thus, the basic equations for isothermal electrons and ions read [8]

$$0 = -\frac{e}{m_e} E_z - \frac{v_{te}^2}{n} \frac{\partial n}{\partial z}, \quad (1)$$

$$\frac{\partial n}{\partial t} + \nabla \cdot (n\mathbf{v}) = 0, \quad (2)$$

$$\left(\frac{\partial}{\partial t} + \mathbf{v} \cdot \nabla \right) v_z = \frac{e}{m_i} E_z + \frac{e}{cm_i} v_x B_y - \frac{v_{ti}^2}{n} \frac{\partial n}{\partial z}, \quad (3)$$

$$v_x = \frac{c}{B_0 \omega_c} \frac{\partial E_x}{\partial t}, \quad (4)$$

where $\nabla = (\partial_x, 0, \partial_z)$, $\mathbf{v} = (v_x, 0, v_z)$ is the ion velocity, m_e (m_i) is the electron (ion) mass, c is the speed of light in vacuum, $\omega_c = eB_0/cm_i$ is the ion-cyclotron frequency, and we have used the quasineutrality condition for the number densities of electrons and ions, i.e., $n_e = n_i = n$ as applicable for long-wavelength ion plasma oscillations. Furthermore, $v_{tj} = \sqrt{k_B T_j/m_j}$ is the thermal speed of electrons ($j = e$) or ions ($j = i$) with k_B denoting the Boltzmann constant and T_j the thermodynamic temperature. Also, Eq. (4) represents the polarization drift velocity of ions associated with the transverse electric field perturbation E_x .

The y -component of the Faraday's law and the x -component of the Ampère-Maxwell equation, respectively, are

$$\frac{\partial E_x}{\partial z} - \frac{\partial E_z}{\partial x} = -\frac{1}{c} \frac{\partial B_y}{\partial t}, \quad (5)$$

$$\frac{\partial B_y}{\partial z} = -\frac{4\pi}{c} env_x, \quad (6)$$

where we have neglected the displacement current in Eq. (6) due to the low-frequency ($\omega \ll \omega_c$) assumption of KAWs.

Next, we normalize the physical quantities according to

$$n \rightarrow n/n_0, \quad B \rightarrow B_y/B_0, \quad u \rightarrow v_z/V_A, \\ E_{(x,z)} \rightarrow cE_{(x,z)}/B_0 V_A, \quad (x, z) \rightarrow (x, z)\omega_c/V_A, \quad t \rightarrow t\omega_c,$$

where n_0 is the background number density of electrons and ions and $V_A = B_0/\sqrt{4\pi m_i n_0}$ is the Alfvén speed. Thus, with the normalizations (7) and eliminating v_x using Eq. (4), we recast the set of Eqs. (1) to (3), (5) and (6), respectively, as

$$\frac{\partial n}{\partial z} = -\alpha^2 n E_z, \quad (7)$$

$$\frac{\partial n}{\partial t} + \frac{\partial}{\partial z}(nu) + \frac{\partial}{\partial x} \left(n \frac{\partial E_x}{\partial t} \right) = 0, \quad (8)$$

$$\frac{\partial u}{\partial t} + u \frac{\partial u}{\partial z} + \frac{\partial E_x}{\partial t} \frac{\partial u}{\partial x} = T E_z + B \frac{\partial E_x}{\partial t}, \quad (9)$$

$$\frac{\partial E_x}{\partial z} - \frac{\partial E_z}{\partial x} = -\frac{\partial B}{\partial t}, \quad (10)$$

$$\frac{\partial B}{\partial z} = -n \frac{\partial E_x}{\partial t}, \quad (11)$$

where $\alpha = V_A/C_s$ is the characteristic speed ratio with $C_s = \sqrt{k_B T_e/m_i}$ denoting the ion-acoustic speed and $T = 1 + T_i/T_e$ which includes the thermal contributions of electrons and ions. For $T_e \gg T_i$, $T \approx 1$.

In order to investigate the amplitude modulation and the nonlinear evolution of KAW envelopes, we introduce the stretched coordinates by a small scaling parameter ϵ (> 0) as [20]

$$\xi = \epsilon(x - v_{gx}t), \quad \eta = \epsilon(z - v_{gz}t), \quad \tau = \epsilon^2 t, \quad (12)$$

where v_{gx} and v_{gz} are the group-velocity components of the modulated KAWs along x and z directions. The physical variables are expanded about their equilibrium values as

$$n = 1 + \sum_{r=1}^{\infty} \epsilon^r \sum_{l=-\infty}^{\infty} n_l^{(r)} \exp[i l(\mathbf{k} \cdot \mathbf{r} - \omega t)], \quad (13)$$

$$u = \sum_{r=1}^{\infty} \epsilon^r \sum_{l=-\infty}^{\infty} u_l^{(r)} \exp[i l(\mathbf{k} \cdot \mathbf{r} - \omega t)], \quad (14)$$

$$(E_x, E_z) = \sum_{r=1}^{\infty} \epsilon^r \sum_{l=-\infty}^{\infty} (E_{xl}^{(r)}, E_{zl}^{(r)}) \exp[i l(\mathbf{k} \cdot \mathbf{r} - \omega t)], \quad (15)$$

$$B = 1 + \sum_{r=1}^{\infty} \epsilon^r \sum_{l=-\infty}^{\infty} B_l^{(r)} \exp[i l(\mathbf{k} \cdot \mathbf{r} - \omega t)], \quad (16)$$

where $n_l^{(r)}$, $u_l^{(r)}$, $E_{xl}^{(r)}$, $E_{zl}^{(r)}$ and $B_l^{(r)}$ satisfy the reality condition $S_{-l}^{(r)} = S_l^{(r)*}$ with asterisk denoting the corresponding complex conjugate quantity. Also, $\mathbf{k} = (k \cos \theta, k \sin \theta) \equiv (k_x, k_z)$ and the group velocity, $v_g = (v_{gx}, v_{gz})$ with θ denoting the angle between the wave vector \mathbf{k} and the x -axis.

Next, substituting the stretched coordinates, given by Eq. (12) and the expansions, given by Eqs. (13)-(16), into the normalized equations (7) to (11), we obtain different sets of reduced equations for different powers of ϵ from which one can obtain different harmonic modes. We however, skip the details of the derivations as the method is straightforward and available in the literature [20].

A. Linear dispersion law

Equating the coefficients of ϵ for $n = 1$, $l = 1$, we obtain from Eqs. (7) to (11) the linear dispersion law:

$$\left(1 + \frac{ik_z}{\omega k_x}\right) k_x^2 = \left(T - \frac{\omega^2 \alpha^2}{k_z^2}\right) \left(\frac{k_z^2}{\omega^2} - 1\right). \quad (17)$$

We note that the the imaginary part in Eq. (17) appears due to the anomalous dissipation of KAWs. In particular, for $k_x \gg k_z$, applicable to KAWs, the dispersion equation (17) reduces to

$$\omega^2 = \frac{k_z^2}{2\alpha^2} \left(\eta + \sqrt{\eta^2 - 4\alpha^2 T}\right), \quad (18)$$

where $\eta = T + \alpha^2 + k_x^2$. Equation (18) can be further reduced in the limit of $T_e \gg T_i$ to that for KAWs as introduced by Hasegawa and Mima, written in terms of the original variables as [4]

$$\omega^2 = k_z^2 V_A^2 (1 + k_x^2 \rho_i^2), \quad (19)$$

where $\rho_i = V_A/\omega_c$ is the ion gyroradius. From Eq. (18), we find that while the frequency of the KAWs increases with increasing values of k_x , k_z and T , it decreases with increasing values of α .

B. Compatibility condition

From the second order reduced equations with $n = 2$, $l = 1$, we obtain from Eqs. (7) to (11) the following compatibility conditions for the group velocity components.

$$v_{gx} \equiv \frac{\partial \omega}{\partial k_x} = \frac{2k_x + ik_z/\omega}{\Lambda}, \quad (20)$$

with

$$\Lambda = \frac{ik_x k_z}{\omega^2} + \frac{2\omega \alpha^2}{k_z^2} \left(1 - \frac{k_z^2}{\omega^2}\right) - \frac{2k_z^2}{\omega^3} \left(T - \frac{\omega^2 \alpha^2}{k_z^2}\right), \quad (21)$$

and

$$v_{gz} \equiv \frac{\partial \omega}{\partial k_z} = \frac{\omega}{k_z}. \quad (22)$$

In the limit of $k_x \gg k_z$, the group velocity component v_{gx} reduces to

$$v_{gx} = \frac{k_x k_z}{\sqrt{2\alpha}} \frac{\sqrt{\eta + \sqrt{\eta^2 - 4\alpha^2 T}}}{\sqrt{\eta^2 - 4\alpha^2 T}}. \quad (23)$$

C. The NLS equation

From the equations for $n = 2$, $l = 0$ and $n = 2$, $l = 2$ we obtain the zeroth and second harmonic modes which involves terms proportional to $|B_1^{(1)}|^2$ and $[B_1^{(1)}]^2$ respectively. These modes so obtained together with the results for the first harmonic modes are then used in the reduced equations for $n = 3$, $l = 1$. Thus, after few steps, we obtain the following 2D nonlocal coupled set of equations for the evolution of modulated KAW envelopes.

$$i \frac{\partial B_1^{(1)}}{\partial \tau} + P_{11} \frac{\partial^2 B_1^{(1)}}{\partial \xi^2} + P_{12} \frac{\partial^2 B_1^{(1)}}{\partial \xi \partial \eta} + Q_{11} |B_1^{(1)}|^2 B_1^{(1)} + f_0^{(2)} B_1^{(1)} = 0, \quad (24)$$

$$\left(v_{gx} \frac{\partial}{\partial \xi} + v_{gz} \frac{\partial}{\partial \eta}\right)^2 f_0^{(2)} = D_1 \frac{\partial^2 |B_1^{(1)}|^2}{\partial \xi^2} + D_2 \frac{\partial^2 |B_1^{(1)}|^2}{\partial \xi \partial \eta} + D_3 \frac{\partial^2 |B_1^{(1)}|^2}{\partial \eta^2}, \quad (25)$$

where $f_0^{(2)} = R_1 n_0^{(2)} + R_2 u_0^{(2)}$, and the coefficients of Eqs. (24) and (25) are given in Appendix A.

From Eq. (22), we find that the parallel (to the magnetic field) component of the group velocity approaches that of the phase velocity of KAWs, implying that the group velocity dispersion along the external magnetic field (z -axis) vanishes, i.e., $\partial^2 \omega / \partial k_z^2 = 0$. Thus, the modulated KAW packet is dispersionless along the z -axis. So, without loss of generality, we can consider the modulation along the x -axis. In this case, we can neglect the group-velocity component along the z -axis, as well as the z - or η -dependance of the physical variables for which Eqs. (24) and (25) reduce to the following NLS equation for KAW envelopes.

$$i \frac{\partial B_1^{(1)}}{\partial \tau} + P \frac{\partial^2 B_1^{(1)}}{\partial \xi^2} + Q |B_1^{(1)}|^2 B_1^{(1)} = 0, \quad (26)$$

where $P = P_{11}$ and $Q = Q_{11} + D_1/v_{gx}^2$.

III. ANALYSIS OF MODULATIONAL INSTABILITY

Before proceeding to the analysis of MI of KAW envelopes, we first note that the group velocity dispersion coefficient P is always real, however, the nonlinear coefficient Q can be complex due to the anomalous dissipation of KAWs. In this case, as will be shown later, the KAWs are always unstable. However, the dissipation effect can be weak or negligibly small depending on the values of the angle of propagation of the wave vector \mathbf{k} with the magnetic field \mathbf{B}_0 or θ , and the characteristic speed ratio α . Let us scale the smallness of Q_2 compared to Q_1 as $|Q_2/Q_1| \lesssim o(\epsilon) \sim 0.01$, otherwise for $|Q_2/Q_1| > 0.01$, Q_2 is said to be comparable to or can even larger than Q_1 . Since for kinetic Alfvén waves, $k_x \gg k_z$, we can also assume that $k_z/k_x \sim o(\epsilon) \sim 0.01$. Thus, one can define two different regimes of k_x for a fixed k_z ($\ll k_x$) and α : (i) Q is complex with $|Q_2/Q_1| > 0.01$ and (ii) Q is real for $|Q_2/Q_1| \lesssim 0.01$. In Case (i), the modulated wave is shown to be always unstable for which we calculate the frequency shift and the energy transfer rate, while in Case (ii), we show that the instability sets in for $PQ > 0$ (Here, $Q \equiv Q_1$), but still we can have the formation of bright envelope soliton due to the energy localization of KAWs.

Figure 1 shows that, given a fixed value of $k_z \sim 0.02$ and $\alpha \sim 1/\sqrt{\beta} > 1$, where $\beta = 8\pi n_0 k_B (T_e + T_i)/B_0^2$, there exist, in fact, two ranges of values of k_x (> 2) (Note here that we have considered $k_x > 2$ so that $k_z/k_x \lesssim 0.01$ holds), namely $2 \leq k_x \lesssim k_c$ and $k_x > k_c$. in which the relations $|Q_2/Q_1| > 0.01$ and $|Q_2/Q_1| \lesssim 0.01$ hold. However, as the value of α increases, the relation $|Q_2/Q_1| > 0.01$ ($\lesssim 0.01$) is satisfied in larger (smaller) intervals of k_x (see the dashed and dotted lines). Similar characteristics are also found with an increase of the ion temperature via the parameter T (compare the dotted and dash-dotted lines). For example, for a fixed $k_z = 0.02$ and $T = 1.2$, as α increases from $\alpha = 1.5, 2$ and 2.5 , the values of k_c increase and so we have wide ranges of k_x where $|Q_2/Q_1| > 0.01$ holds, i.e., $2 \leq k_x \lesssim k_{c1}$, $2 \leq k_x \lesssim k_{c2}$ and $2 \leq k_x \lesssim k_{c3}$, where k_{cj} is some value of the critical wave number k_c of k_x and $k_{c1} < k_{c2} < k_{c3}$. For $\alpha = 1.5, 2$ and 2.5 , we have $k_{c1} \sim 2.7$, $k_{c2} \sim 3.24$ and $k_{c3} \sim 3.79$ respectively. The corresponding ranges of k_x for which $|Q_2/Q_1| \lesssim 0.01$ holds are $k_x > k_{cj}$, $j = 1, 2, 3$, i.e., small ranges of values of k_x . Thus, one can conclude that at a very high value of α , the modulated KAWs become unstable leading to the damping of wave envelope. The corresponding frequency shift may be high and the transfer of wave energy from high-frequency side bands to low-frequency ones may be slow. On the other hand, at a very low value of α (e.g., the solid line), the modulated KAW is said to be stable or unstable depending on the sign of $PQ < 0$ or > 0 ($Q = Q_1$). Since P is always positive and from Fig. 1, $Q_1 > 0$, we will have the possibility of the onset of growing instability. However, these features will be discussed in detail shortly.

In order to investigate the MI, we first (before any modulation) consider a plane wave solution of Eq. (26) of the form

$$B_1^{(1)} = \rho^{1/2} \exp\left(i \int^\xi \frac{\sigma}{2P} d\xi\right), \quad (27)$$

where ρ and σ are real functions of ξ and σ . Substituting Eq. (27) into Eq. (26), we obtain a set of equations for the real and imaginary parts. Next, we modulate the wave amplitude and phase by means of the perturbation expansions as

$$\begin{aligned} \rho &= \rho_0 + \rho_1 \cos(K\xi - \Omega\tau) + \rho_2 \sin(K\xi - \Omega\tau), \\ \sigma &= \sigma_1 \cos(K\xi - \Omega\tau) + \sigma_2 \sin(K\xi - \Omega\tau), \end{aligned} \quad (28)$$

where Ω and K are, respectively, the wave frequency and the wave number of modulation, and ρ_0 is a constant. After linearizing the resulting equations, we obtain from Eq. (26) the following dispersion relation.

$$\Omega^2 + 2PQ\rho_0K^2 - P^2K^4 = 0, \quad (29)$$

Since Q is, in general, complex, we examine a general solution of Eq. (29) by letting $\Omega = \Omega_r + i\Gamma$ with $Q = Q_1 + iQ_2$ and Ω_r, Γ, Q_1 and Q_2 having their real values. Thus, we obtain the following expressions for the frequency shift Ω_r and the energy transfer rate Γ .

$$\begin{aligned} \Omega_r &= \pm \frac{|K|}{\sqrt{2}} \left[\{(P^2K^2 - 2\rho_0PQ_1)^2 + (2\rho_0PQ_2)^2\}^{1/2} \right. \\ &\quad \left. + (P^2K^2 - 2\rho_0PQ_1)\right]^{1/2}, \end{aligned} \quad (30)$$

$$\begin{aligned} \Gamma &= \mp \frac{|K|}{\sqrt{2}} \left[\{(P^2K^2 - 2\rho_0PQ_1)^2 + (2\rho_0PQ_2)^2\}^{1/2} \right. \\ &\quad \left. - (P^2K^2 - 2\rho_0PQ_1)\right]^{1/2}, \end{aligned} \quad (31)$$

where we consider the upper (lower) sign for $K > 0$ ($K < 0$).

In what follows, we numerically investigate the characteristics of Ω_r and Γ in the regimes of k_x where $Q_2/Q_1 > 0.01$ holds and with the same set of parameters as in Fig. 1. The results are displayed in Fig. 2. We note that Ω_r and Γ exhibit almost opposite behaviors for different values of α . It is seen that as α increases, the frequency shift Ω_r increases, but the energy transfer rate $|\Gamma|$ decreases. However, the enhancement of Ω_r or the diminution of $|\Gamma|$ is significant at higher values of $\alpha > 2$. It means that stronger (weaker) the magnetic field strength (since $\alpha \propto B_0$), the lower (higher) is the rate of energy transfer from high-frequency side bands to low-frequency ones. We also note that an enhancement of the electron and ion thermal energies can also lead to the similar results as for α (compare the dotted and dash-dotted lines). Thus, it follows that both the magnetic field and the thermal contribution of electrons and ions can influence the damping of KAWs.

Next, we consider the case where the anomalous dissipation of KAWs is very weak or almost negligible, i.e., in

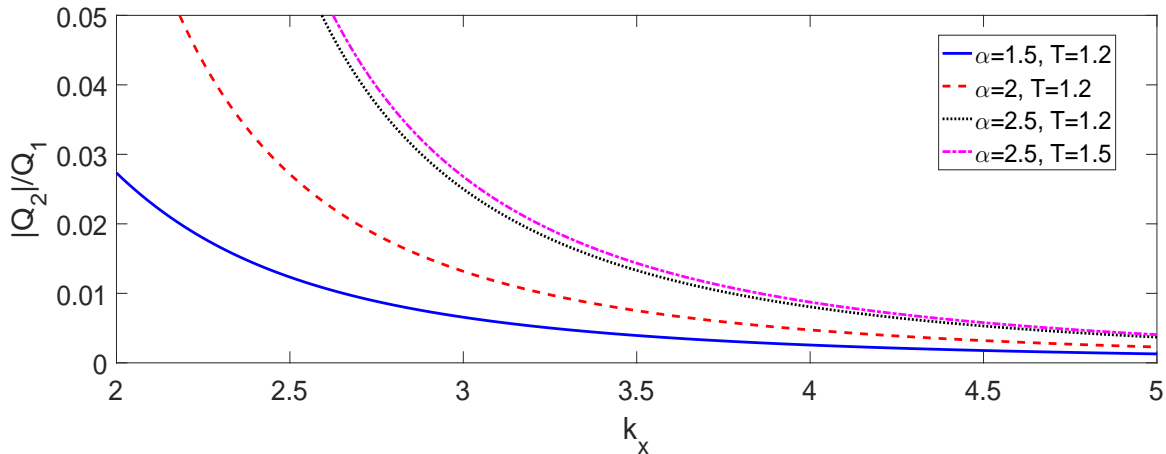


FIG. 1. (Color online) $|Q_2|/Q_1$ is plotted against k_x (with a fixed $k_z = 0.02$, so that $k_z/k_x \lesssim 0.01$) to exhibit the regimes of k_x for $|Q_2|/Q_1 \lesssim 0.01$ (i.e., $|Q_2|$ is almost negligible compared to Q_1) and $|Q_2|/Q_1 > 0.01$ (i.e., either $|Q_2|$ is comparable to or can be larger than Q_1) for different values of α and T as shown in the legend.

the regimes of k_x where $Q_2/Q_1 \lesssim 0.01$ holds. In this case, the imaginary part of Q can be neglected, i.e., $Q \approx Q_1$ for which the dispersion relation (29) reduces to

$$\Omega^2 = P^2 K^4 (1 - K_c^2/K^2), \quad (32)$$

where $K_c = \sqrt{2Q\rho_0/P}$ is the critical wave number of modulation. So, the modulated KAW envelope is said to be stable when $PQ < 0$, otherwise, it is unstable for $PQ > 0$ and $K < K_c$. The regions of $PQ < 0$ and $PQ > 0$ are characterized by the wave numbers k_x and k_z or by the corresponding wave frequency spectra ω given by the dispersion relation (18). The dark and bright KAW envelope solitons are thus generated due to the energy localization and as localized (in space $\sim k^{-1}$ and time $\sim \omega^{-1}$) structures (solutions) of the NLS equation in the cases when $PQ < 0$ and $PQ > 0$ respectively.

Since P is always positive and from Fig. 1, Q_1 is also seen to be positive in the case of $Q_2/Q_1 \lesssim 0.01$, it follows that the modulated KAW has a growing instability for $PQ > 0$. The instability growth rate (letting $\Omega \sim i\gamma$) is given by

$$\gamma = PK^2 \left(\frac{K_c^2}{K^2} - 1 \right)^{1/2}. \quad (33)$$

Furthermore, the maximum growth rate can be obtained as $\gamma_{\max} = \rho_0|Q|$. Note that though, in this case, the wave amplitude grows, we will see shortly that some physical processes intervene to stop the growth rate with cut-offs at finite values of the wave number of modulation K , leading to the formation of bright envelope solitons. An analytic form of the bright envelope soliton can be obtained from the NLS equation (26) as [21]

$B_1^{(1)} = \sqrt{\mathcal{B}} \exp(i\theta)$, where

$$\begin{aligned} \mathcal{B} &= \mathcal{B}_{\text{br}} \text{sech}^2 \left(\frac{\xi - \tilde{v}_{gx}\tau}{W_{\text{br}}} \right), \\ \theta &= \frac{\tilde{v}_{gx}}{2P} \left[\xi - \left(\frac{\tilde{v}_{gx}}{2} - \frac{PQ\mathcal{B}_{\text{br}}^2}{\tilde{v}_{gx}} \right) \tau \right] \equiv \frac{\tilde{v}_{gx}}{2P} (\xi - \tilde{v}_{px}\tau). \end{aligned} \quad (34)$$

Here, $W_{\text{br}} = \sqrt{2P/Q\mathcal{B}_{\text{br}}}$ and \mathcal{B}_{br} is the constant wave amplitude. We note from $\xi - \tilde{v}_{gx}\tau = \epsilon(x - v_{gx}t) - \tilde{v}_{gx}\epsilon^2 t = \epsilon[x - (v_{gx} + \epsilon\tilde{v}_{gx})t] = \epsilon(x - v'_{gx})t$ that \tilde{v}_{gx} represents the excess velocity of the wave envelope over the linear group velocity v_{gx} and \tilde{v}_{px} represents the phase velocity relative to the linear group velocity. Equation (34) also shows that the bright envelope oscillates at a frequency $\Omega_0 = PQ\mathcal{B}_{\text{br}}^2$ at rest.

Figure 3 displays the MI growth rate, given by Eq. (33) for the same set of parameters as in Fig. 1. We find that for a fixed value of T , as the value of α increases (see the solid and dashed lines), the growth rate increases having a cutoff at higher wave number of modulation K . However, in contrast, as the value of T increases with a fixed value of α (see the dotted and dash-dotted lines), the growth rate decreases with a cutoff at a lower value of K .

IV. CONCLUSION

We have investigated the nonlinear amplitude modulation of KAWs in an intermediate low- β magnetoplasma. Starting from a set of 2D fluid equations coupled to the Maxwell's equations and using the standard reductive perturbation technique, we have derived a coupled set of nonlinear partial differential equations which govern the slow modulation of KAW packets. The modulational instability analysis is then carried out by a NLS equation

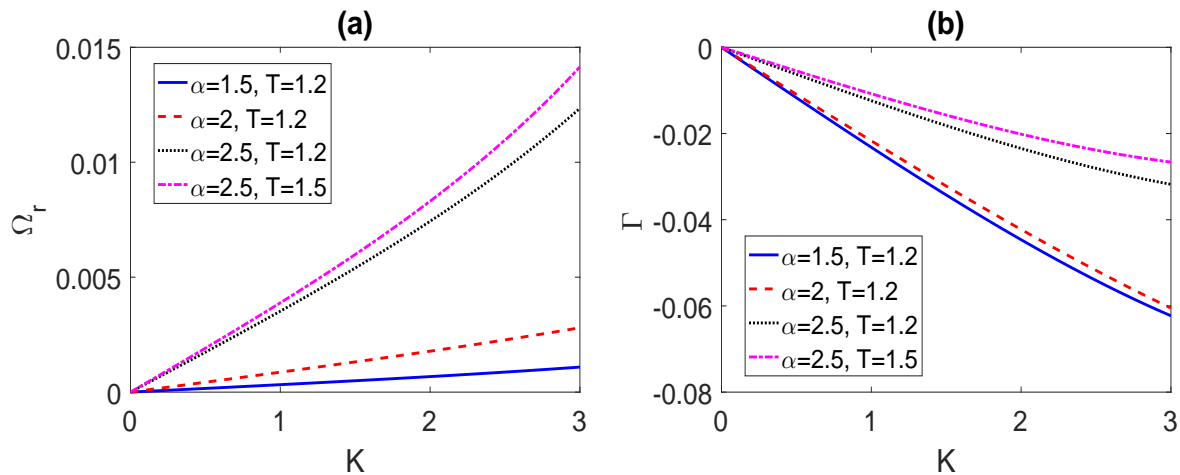


FIG. 2. (Color online) The normalized frequency shift Ω_r [Eq. (30), left panel (a)] and the energy transfer rate Γ [Eq. (31), right panel (b)] are plotted against the normalized wave number of modulation K for different values of α and T as shown in the legends. The other parameter values are $k_x = 2$ and $k_z = 0.02$.

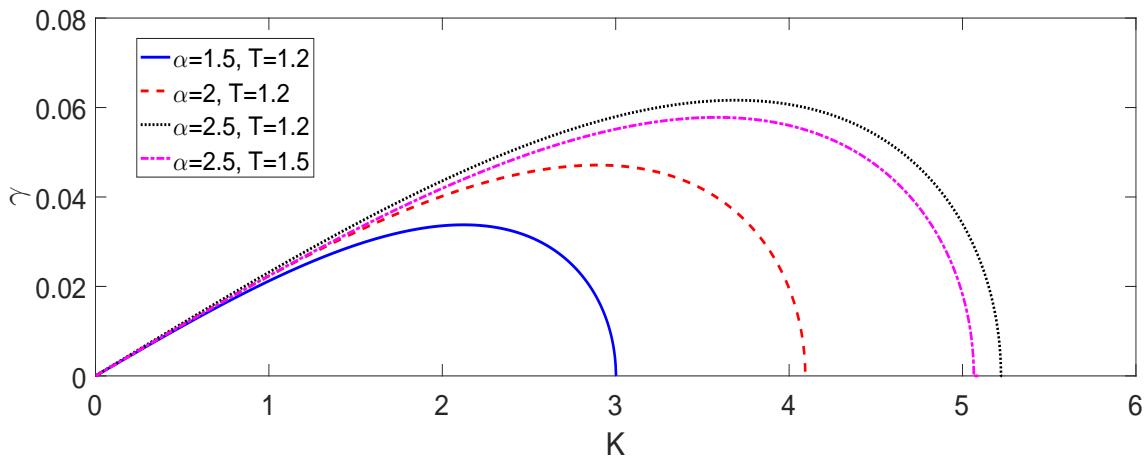


FIG. 3. (Color online) The MI growth rate, given by Eq. (33), is plotted with the dimensionless wave number of modulation K for different values of the parameters α and T as in the legend. The other parameter values are $k_x = 4$ and $k_z = 0.02$. It is seen that the growth rate becomes higher (lower) at higher values of α (T) with cut-offs at higher (lower) values of K .

derived from the coupled set of equations. It is found that the parameters, namely the angle of propagation of KAWs with the magnetic field (or the parallel and perpendicular components k_z and k_x of the wave vector \mathbf{k}), the enhanced temperature ratio $T \equiv 1 + T_i/T_e$, and the characteristic speed ratio $\alpha \equiv V_A/C_s \propto B_0$ play significant roles on the instability of KAW envelopes. It is found that for some fixed values of k_z ($\ll k_x$), α (> 1) and T , there are two different regimes of k_x in one of which the anomalous dissipation of KAWs has considerable effect and in other regime it can be negligible. In fact, the anomalous dissipation can be effective for a wide range of values of k_x at some higher values of α . This means that increasing the magnetic field strength favors the instability of KAWs. When the dissipation effect is not negligible, the modulated KAW is shown to be al-

ways unstable. In the process of three-wave interactions, the corresponding frequency shift and the energy transfer rate (due to wave damping) from high-frequency side bands to low-frequency ones are calculated for a fixed pump wave amplitude. It is seen that while the energy transfer rate $|\Gamma|$ decreases, the frequency Ω_r is always up shifted and gets enhanced with increasing values of α . On the other hand, when the dissipation is no longer effective or the imaginary part of Q becomes negligible compared to its real part, the KAW is always found to be unstable (growing instability) for $PQ > 0$ and $K < K_c$. In this case, a higher value of the parameter α (T) is found to enhance (diminish) the growth rate of instability and give rise cut-offs at higher (lower) values of K .

It may be noted that the evolution of KAW envelopes, which are associated with the coupling of transverse

Alfvén waves and longitudinal ion-acoustic waves, may be relevant to the coherent and incoherent interactions of waves in intermediate low- β plasmas. Here, the coherent interaction may be responsible for a frequency up-shift associated with each wave number without any energy exchange between the wave numbers, and the incoherent interaction may be responsible for spectral decay in which the redistribution of energy takes place in the wave number space [22].

We also mention that the theory of kinetic Alfvén wave envelopes in intermediate plasmas has not been considered before. However, the excitation of large amplitude intermediate shocks and solitons from kinetic Alfvén waves has been reported in Ref. 8 by Liting *et al.* They have shown that the Alfvén solitons or shocks exist depending on whether k_x or k_z and the characteristic ratio $\alpha = V_A/C_s$ are below or above some critical values. In our work, we have also shown that similar critical values of k_x and α exist for the evolution of Alfvén wave envelopes and the occurrence of wave damping. Due to lack of experimental and observational data in interplanetary space, we could not compare our results with the existing ones.

Furthermore, at a point of the solar wind where the solar wind speed equals the Alfvén speed, the kinetic Alfvén waves are known to be excited, and they propagate along the magnetic field lines in different branches. These branches of the kinetic Alfvén wave propagating towards the sun are carried out by the solar wind outward

from the sun. Thus, it is more likely that these branches may be localized and evolve into kinetic Alfvén wave envelopes or get damped due to anomalous dissipation in interplanetary space plasma environments. These KAWs may also propagate as bright envelope solitons when the anomalous dissipation effect is negligibly small.

For the present study of kinetic Alfvén waves we have neglected the electron inertia. However, such effect can be significant in the evolution of inertial Alfvén waves [23]. These waves can be studied by the similar approach as in the present work. Also, since KAWs exhibit growing instability and the growth rate of instability becomes high in strong magnetic fields, there may be a possibility of the excitation of rogue waves [21] or kinetic Alfvén rogons in space plasmas, which may be a project for future work.

ACKNOWLEDGMENTS

The authors gratefully acknowledge some useful comments of the Reviewers which helped improve the manuscript in the present form. This work was supported by UGC-SAP (DRS, Phase III) with Sanction order No. F.510/3/DRS-III/2015(SAPI), and UGC-MRP with F. No. 43-539/2014 (SR) and FD Diary No. 3668.

Appendix A: The coefficients of Eqs. (24) and (25)

$$P_{11} = \frac{k_z^2}{4\alpha^2\omega\sqrt{\beta^2 - 4\alpha^2T}} \left[(\beta + \sqrt{\beta^2 - 4\alpha^2T})(k_x^2 + \sqrt{\beta^2 - 4\alpha^2T}) - \frac{8k_x^2T\alpha^2}{\sqrt{\beta^2 - 4\alpha^2T}} \right] \equiv \frac{1}{2} \frac{\partial^2\omega}{\partial k_x^2}, \quad (\text{A1})$$

$$P_{12} = \left[\left\{ \omega\alpha^2k_zv_{gx} \left(\frac{k_z^2}{\omega^2} + 1 \right) + k_z(Tk_z^2 - \omega^2\alpha^2) \left(\frac{k_z^2}{\omega^3} + \frac{k_z^2}{\omega^2} - \frac{1}{k_x} \right) + \frac{Tk_z^3}{\omega} \left(\frac{k_z^2}{\omega^2} + 1 \right) \right\} v_{gx} \right. \\ \left. - 2\alpha^2k_z^2v_{gx} - \frac{2Tk_z^4}{\omega^2} - \frac{k_z^2}{\omega k_x} (Tk_z^2 - \omega^2\alpha^2) \left(\frac{k_z}{\omega} + 2 \right) \right. \\ \left. + \omega^2\alpha^2 \left(\frac{k_z^2}{\omega^2} - 1 \right) v_{gx} + i \frac{k_x k_z^3}{\omega} \left(1 + v_{gx} \frac{k_z}{\omega} \right) \right] / \left[-\omega k_z^3 \left\{ \frac{ik_x k_z}{\omega^2} - \frac{2}{\omega^3 k_z^2} (Tk_z^4 - \omega^4\alpha^2) \right\} \right] \equiv \frac{1}{2} \frac{\partial^2\omega}{\partial k_x k_z}, \quad (\text{A2})$$

$$Q_{11} = \left[\omega\alpha^2\mu_n k_x k_z^2 + T\omega k_z^3 \left(\frac{k_z^2}{\omega^2} - 1 \right) \mu_n - \omega k_x^2 k_z^3 \mu_n + \alpha^2\omega^2 k_z^2 \left(\frac{k_z^2}{\omega^2} - 1 \right) \mu_u + Tk_z^4 \left(\frac{k_z^2}{\omega^2} - 1 \right) \mu_u - 2k_x^2 k_z^4 \mu_u \right. \\ \left. - 2k_x^2 k_z^4 \mu_x + k_z(\omega^2\alpha^2 - Tk_z^2)\mu_n - i\alpha^4\omega^3 \left(\frac{k_z^2}{\omega^2} - 1 \right) \mu_z + ik_x k_z^4 \mu_n - 2i\alpha^2\omega^3 k_x k_z^2 \left(\frac{k_z^2}{\omega^2} - 1 \right) \mu_x + i \frac{k_x k_z^5}{\omega} \mu_u \right. \\ \left. + i2\omega k_x k_z^3 T \left(\frac{k_z^2}{\omega^2} - 1 \right) \mu_x + i2\omega k_x k_z^3 \mu_x - ik_x k_z^4 \mu_B + i \frac{2\omega^2\alpha^2}{k_x k_z} (\omega^2\alpha^2 - Tk_z^2) \left(\frac{k_z^2}{\omega^2} - 1 \right) \mu_x \right] \\ / \left[\left(\frac{k_z^2}{\omega^2} - 1 \right) \left(\omega^2\alpha^2 k_z - \frac{iT}{k_x} \right) + 2k_z(Tk_z^2 - \omega^2\alpha^2) + k_x^2 k_z^3 \right], \quad (\text{A3})$$

With

$$\mu_x = \left[\frac{k_z^3}{\omega k_x} \left\{ 3k_x^2 - 2 \left(\frac{k_z^2}{\omega^2} - 1 \right) \left(T + \frac{\omega^2\alpha^2}{k_z^2} \right) \right\} + ik_z^2 \left(1 - k_x^2 + \frac{2k_z^2}{\omega^2} + \left(\frac{k_z^2}{\omega^2} - 1 \right) \left\{ T \left(1 + \frac{\omega^2\alpha^2}{2k_x^2 k_z^2} \right) + \frac{2\omega^2\alpha^2}{k_z^2} \left(1 - \frac{\omega^2\alpha^2}{4k_x^2 k_z^2} \right) \right\} \right] \\ / \omega \{ (i-2)k_z - 3\omega k_x \}, \quad (\text{A4})$$

$$\mu_z = \frac{\omega^2}{k_x k_z} \left(\frac{k_z^2}{\omega^2} - 1 \right) \left[\mu_x - \frac{i\omega^2 \alpha^2}{2k_x} \right], \quad (\text{A5})$$

$$\mu_n = \frac{\alpha^2}{2k_z^2} \left[i\mu_z k_z - \frac{\omega^2 \alpha^2}{k_x^2} \left(\frac{k_z^2}{\omega^2} - 1 \right)^2 \right], \quad (\text{A6})$$

$$\mu_u = \frac{1}{k_z} \left[\omega \mu_n + i2\omega k_x \mu_x + \alpha^2 \left(\frac{k_z^2}{\omega^2} - 1 \right) \left\{ -\frac{ik_z}{k_x} + \frac{T\omega}{k_x^2} \left(\frac{k_z^2}{\omega^2} - 1 \right) - \omega \right\} \right], \quad (\text{A7})$$

$$\mu_B = (k_z \mu_x - k_x \mu_z) / \omega, \quad (\text{A8})$$

$$D_1 = -\frac{2Tk_z}{k_x} \left(\frac{k_z^2}{\omega^2} - 1 \right) R_2 v_{gx} + \left\{ 1 + 2T \left(\frac{k_z^2}{\omega^2} - 1 \right) \right\} \frac{k_z}{\omega} v_{gz}^2 - R_1 \frac{\omega \alpha^2}{k_x} \left(\frac{k_z^2}{\omega^2} - 1 \right) v_{gx}, \quad (\text{A9})$$

$$D_2 = v_{gx} \left[\lambda_u^2 R_2 - R_1 \frac{k_z}{\omega} \left\{ 1 + 2T \left(\frac{k_z^2}{\omega^2} - 1 \right) \right\} \right] - \frac{2Tk_z}{k_x} R_2 \left(\frac{k_z^2}{\omega^2} - 1 \right) v_{gz} + 2 \frac{k_z}{\omega} \left\{ 1 + 2T \left(\frac{k_z^2}{\omega^2} - 1 \right) \right\} v_{gx} v_{gz} - R_1 \frac{\omega \alpha^2}{k_x} \left(\frac{k_z^2}{\omega^2} - 1 \right) v_{gz} + \frac{2T\omega \alpha^2}{k_x^2 k_z} R_1 \left(\frac{k_z^2}{\omega^2} - 1 \right)^2 v_{gx} + R_1 \frac{2Tk_z}{k_x} \left(\frac{k_z^2}{\omega^2} - 1 \right), \quad (\text{A10})$$

$$D_3 = v_{gz} \left[\lambda_u^2 R_2 - R_1 \frac{k_z}{\omega} \left\{ 1 + 2T \left(\frac{k_z^2}{\omega^2} - 1 \right) \right\} \right] + \frac{k_z}{\omega} v_{gz}^2 \left\{ 1 + 2T \left(\frac{k_z^2}{\omega^2} - 1 \right) \right\} + R_1 \lambda_u^2 + R_1 \frac{2T\omega \alpha^2}{k_x^2 k_z} \left(\frac{k_z^2}{\omega^2} - 1 \right)^2 v_{gz}, \quad (\text{A11})$$

with

$$R_1 = - \left(T - \frac{\omega^2 \alpha^2}{k_z^2} \right) / \left[\frac{ik_x k_z}{\omega^2} - \frac{2}{\omega^3 k_z^2} (Tk_z^4 - \omega^4 \alpha^2) \right], \quad (\text{A12})$$

$$R_2 = \frac{i}{\omega} \left[2\omega^2 \alpha^2 \left(\frac{k_z^2}{\omega^2} - 1 \right) + k_x k_z^2 \right] / \left[\frac{ik_x k_z}{\omega^2} - \frac{2}{\omega^3 k_z^2} (Tk_z^4 - \omega^4 \alpha^2) \right]. \quad (\text{A13})$$

- [1] K. V. Modi and R. P. Sharma, Phys. Plasma **20**, 032303 (2013).
[2] R. P. Sharma and K. V. Modi, Phys. Plasma **20**, 082305 (2013).
[3] N. F. Cramer, *The Physics of Alfvén Waves* (Wiley-VCH, Berlin, 2001).
[4] A. Hasegawa and K. Mima, Phys. Rev. Lett. **37**, 690 (1976).
[5] P. Louarn, J. E. Wahlund, T. Chust, H. de Ferandy, and A. Roux, Geophys. Res. Lett. **21**, 1847, doi:10.1029/94GL00882 (1994).
[6] C. C. Chaston, C. W. Carlson, W. Peria, R. E. Ergun, and J. P. McFadden, Geophys. Res. Lett. **26**, 647, doi:10.1029/1998GL900246 (1999).
[7] C. E. Seyler and K. Liu, J. Geophys. Res. **112**, A09302, doi:10.1029/2007JA012412 (2007).
[8] S. Liting and X. Chijie, TAO **12**, 351, doi:10.3319/TAO.2001.12.2.351(A) (2001).
[9] R. L. Lysak, Phys. Plasmas, **15**, 062901 (2008).
[10] M. H. Woo, K. Dokgo, P. H. Yoon, D. Y. Lee, and C. R. Choi, Phys. Plasmas **24**, 042903 (2017).
[11] O. P. Sah, Phys. Plasmas **17**, 032306 (2010).
[12] M. K. Ahmed and O. P. Sah, Plasma Sci. Technol. **19** 125302 (2017).
[13] A. S. Bains, B. Li, and L-D Xia, Phys. Plasmas **21**, 032123 (2014).
[14] D. Chatterjee and A. P. Misra, Phys. Rev. E **92**, 063110 (2015).
[15] D. Chatterjee and A. P. Misra, Phys. Plasmas **23**, 102114 (2016).
[16] A. P. Misra, D. Chatterjee, and G. Brodin, Phys. Rev. E **96**, 053209 (2017).
[17] Shalini, A. P. Misra, and N. S. Saini, J. Theor. Appl. Phys. **11**, 217 (2017).

- [18] M. Shahmansouri and A. P. Misra, Phys. Plasmas **23**, 122113 (2016).
- [19] N. S. Saini, B. Kaur, M. Singh, and A. S. Bains, Phys. Plasmas **24**, 073701 (2017).
- [20] A. P. Misra, M. Marklund, G. Brodin, and P. K. Shukla, Phys. Plasmas **18**, 042102 (2011).
- [21] A. P. Misra, Phys. Plasmas **21**, 042306 (2014).
- [22] P. A. Sturrock, Proc. R. Soc. Lond. A **242**, 277 (1957).
- [23] M. L. Rinawa, N. Gaur, and R. P. Sharma, Phys. Plasmas **22**, 022310 (2015).