

Imaging a non-singular rotating black hole at the center of the Galaxy

F. Lamy¹, E. Gourgoulhon², T. Paumard³, F. H. Vincent³

¹ AstroParticule et Cosmologie, Université Paris Diderot, CNRS, CEA, Observatoire de Paris, Sorbonne Paris Cité. Bâtiment Condorcet, 10 rue Alice Domon et Léonie Duquet, F-75205 Paris Cedex 13, France

² LUTH, Observatoire de Paris, Université PSL, CNRS, Université Paris Diderot, Sorbonne Paris Cité, 5 place Jules Janssen, 92190 Meudon, France

³ LESIA, Observatoire de Paris, Université PSL, CNRS, Sorbonne Université, Univ. Paris Diderot, Sorbonne Paris Cité, 5 place Jules Janssen, 92195 Meudon, France

E-mail: frederic.lamy@apc.in2p3.fr, eric.gourgoulhon@obspm.fr, thibaut.paumard@obspm.fr, frederic.vincent@obspm.fr

Abstract. We show that the rotating generalization of Hayward’s non-singular black hole previously studied in the literature is geodesically incomplete, and that its straightforward extension leads to a singular spacetime. We present another extension, which is devoid of any curvature singularity. The obtained metric depends on three parameters and, depending on their values, yields an event horizon or not. These two regimes, named respectively *regular rotating Hayward black hole* and *naked rotating wormhole*, are studied both numerically and analytically. In preparation for the upcoming results of the Event Horizon Telescope, the images of an accretion torus around Sgr A*, the supermassive object at the center of the Galaxy, are computed. These images contain, even in the absence of a horizon, a central faint region which bears a resemblance to the shadow of Kerr black holes and emphasizes the difficulty of claiming the existence of an event horizon from the analysis of strong-field images. The frequencies of the co- and contra-rotating orbits at the innermost stable circular orbit (ISCO) in this geometry are also computed, in the hope that quasi-periodic oscillations may permit to compare this model with Kerr’s black hole on observational grounds.

Submitted to: *Class. Quantum Grav.*

1. Introduction

With the advent of the Event Horizon Telescope [1] and the VLTI/GRAVITY instrument [2], black hole physics is entering a new era, where observational tests of the celebrated no-hair theorem of general relativity (see e.g. [3]) are becoming feasible. This theorem states that the unique solution for a steady isolated black hole in four-dimensional vacuum general relativity is the Kerr-Newman black hole, which depends on only three parameters: the mass M , the reduced angular momentum $a = J/M$ and the electric charge Q (see [4] for a

precise mathematical statement). In the (astrophysically relevant) electrically neutral case ($Q = 0$), the solution reduces to the Kerr black hole. To prepare the observational tests, it is primordial to compute observables from theoretically plausible alternatives to the Kerr black hole (see [5] for a review).

Among the numerous alternatives, a large class is constituted by the so-called *non-singular black holes*, also named *regular black holes*, namely asymptotically flat spacetimes with a black hole region (and hence an event horizon) but without any curvature singularity. This class circumvents the no-hair theorem because the metrics are not vacuum solutions of Einstein equation. The first non-singular black hole spacetime has been proposed by Bardeen in 1968 [6]. It has been mentioned by Hawking and Ellis (p. 265 of Ref. [7]), while discussing the famous Penrose singularity theorem [8], since it provides an instructive counter-example: all geodesics of Bardeen’s spacetime are regular, despite it contains trapped surfaces and obeys the weak energy condition. Actually, this spacetime violates the third hypothesis of Penrose theorem in its original version [8]: the existence of a Cauchy surface. It was shown later by Ayón-Beato and García [9] that the Bardeen metric is a solution of Einstein’s equations with the energy-momentum tensor arising from a magnetic monopole in some nonlinear electrodynamics theory, thereby giving some physical content to the model. Another famous regular black hole metric has been proposed by Hayward in 2006 [10]; it fulfills the weak energy condition as well and was shown recently to be a solution of Einstein’s equations corresponding to a magnetic monopole, as the Bardeen black hole, but in another nonlinear electrodynamics theory [11]. Both Bardeen and Hayward black holes are actually part of a larger class of solutions of Einstein’s equations coupled to nonlinear electrodynamics found recently by Fan and Wang [12] (see also [13, 14]).

The Bardeen and Hayward black holes, and more generally all solutions of the Fan-Wang class, are spherically symmetric and static outside the event horizon. Now, on astrophysical grounds, it sounds more relevant to consider rotating black holes and even rapidly rotating ones (see e.g. the spin values in Tables I and II of Ref. [15]). The metrics of Bardeen and Hayward have been generalized to rotating axisymmetric metrics by Bambi and Modesto [16] via the Newman-Janis algorithm. More generally, all metrics of the Fan-Wang class have been recently extended to rotating ones by Toshmatov et al. [17, 18]. However, contrary to the nonrotating ones, the rotating metrics are only approximate solutions describing a magnetic monopole in some nonlinear electrodynamics theory [19, 18]. Another shortcoming of these spacetimes is being geodesically incomplete. Moreover, as we show below, their straightforward extension leads to *singular* black holes, i.e. to spacetimes with a curvature singularity.

In this article, we apply a prescription devised by Torres [20] to obtain a spacetime extended to negative values of the “radial” coordinate r and representing a rotating non-singular black hole that reduces to the Hayward solution in the nonrotating limit. Moreover, we consider values in the parameter space for which the solution is truly a black hole one, that we call *regular rotating Hayward black hole*, but also those for which the solution has no

event horizon. In the Kerr case, this would correspond to $a > M$ and would yield a naked singularity. In our case, the regularity of spacetime is still preserved and we obtain instead a rotating traversable wormhole configuration, which we call a *naked rotating wormhole*, to distinguish it from other rotating wormholes introduced in the literature [21, 22, 23].

The paper is organized as follows. In Sec. 2, we start by giving a review of Hayward's black hole and its generalization to nonzero rotation as introduced by Bambi and Modesto [16]. We show that this model still possesses a curvature singularity and apply Torres' prescription to obtain a regular rotating Hayward metric, whose features are investigated in detail. Sec. 3 is devoted to the numerical study of this model, with or without horizons, using the ray-tracing code GYOTO [24]. Finally in Sec. 4 we investigate analytically the existence of circular orbits of massive particles as well as the propagation of photons in this geometry. We give the explicit expressions for the specific energy and angular momentum of a particle on a co- or contra-rotating orbit, which differ from the expressions of Ref. [17], and compute the frequencies of such particles at the innermost stable circular orbit (ISCO).

2. Metric and motivations

2.1. Spinning up Hayward's black hole

2.1.1. Hayward's original metric

A standard example of a non-singular static black hole of mass m is provided by Hayward's metric [10]:

$$ds^2 = - \left(1 - \frac{2M(r)}{r} \right) dt^2 + \left(1 - \frac{2M(r)}{r} \right)^{-1} dr^2 + r^2 d\theta^2 + r^2 \sin^2 \theta d\phi^2, \quad (1)$$

with

$$M(r) := m \frac{r^3}{r^3 + 2mb^2}, \quad (2)$$

where m and b are two constants having the dimension of a length (or a mass in the geometrized units used here). The metric (1) reduces to Schwarzschild's metric of mass m in the limit $r \rightarrow +\infty$, where the effective mass M tends to m . Furthermore, if $b \neq 0$, we have $2M(r)/r \sim r^2/b^2$ for $r \rightarrow 0$, so that Hayward's metric behaves as a de Sitter metric with cosmological constant $\Lambda = 3/b^2$ around $r = 0$, thereby avoiding any singularity.

Hayward [10] interpreted the parameter b as a cut-off of the order of the Planck length, i.e. a length at which general relativity is no longer valid. An alternative interpretation of b , allowing for macroscopic values, has been provided by Fan and Wang [12] (see also [13]). These authors have shown that the metric (1)-(2) can be obtained as a solution of Einstein's equations sourced by the energy-momentum tensor of a magnetic monopole within some nonlinear electrodynamics. The parameter b is then related to the amplitude of the total magnetic charge Q_{mag} by

$$Q_{\text{mag}} = \left(\frac{bm^4}{2} \right)^{1/3}, \quad (3)$$

while the nonlinear electrodynamics theory is defined by the Lagrangian density

$$L = L(\mathcal{F}) := \frac{6}{b^2} \frac{(2b^2\mathcal{F})^{3/2}}{(1 + (2b^2\mathcal{F})^{3/4})^2}, \quad (4)$$

\mathcal{F} being the invariant $\mathcal{F} := F_{\mu\nu}F^{\mu\nu}$ of the electromagnetic field. Note that standard (Maxwell) electrodynamics corresponds to $L(\mathcal{F}) = \mathcal{F}$.

2.1.2. A first attempt to generalize Hayward's metric to nonzero rotation

By means of the Newman-Janis algorithm [25], Bambi and Modesto [16] (see also [26]) have obtained some rotating generalization of Hayward's metric as

$$\begin{aligned} ds^2 = & - \left(1 - \frac{2rM(r)}{\Sigma}\right) dt^2 - \frac{4arM(r)\sin^2\theta}{\Sigma} dt d\phi + \frac{\Sigma}{\Delta} dr^2 + \Sigma d\theta^2 \\ & + \sin^2\theta \left(r^2 + a^2 + \frac{2a^2rM(r)\sin^2\theta}{\Sigma}\right) d\phi^2, \end{aligned} \quad (5)$$

where

$$\begin{aligned} \Sigma &:= r^2 + a^2 \cos^2\theta, \quad \Delta := r^2 - 2M(r)r + a^2, \\ M(r) &:= m \frac{r^3}{r^3 + 2mb^2}. \end{aligned} \quad (6)$$

In addition to the total mass m and the characteristic length b , the new parameter with respect to Hayward's metric (1)-(2) is the spin parameter a , such that the total angular momentum is $J = am$. Note that the function $M(r)$ is identical to that defined by Eq. (2) and that, except for the dependency of M with respect to r , the line element (5) is identical to that of the Kerr metric expressed in Boyer-Lindquist coordinates.

As claimed in Ref. [16], there is no singularity at $r = 0$ as long as $b \neq 0$ (see [26] for a rigorous proof). However, as in the Kerr case, if the above metric is limited to $r \geq 0$, it yields a spacetime that is not geodesically complete: some timelike and null geodesics stop at $r = 0$ for a finite value of their affine parameter, while (i) there is no curvature singularity there and (ii) $r = 0$ is not a coordinate singularity as in Minkowski's spacetime. The last point can be seen by considering the value of the metric (5)-(6) at $r = 0$:

$$ds^2\Big|_{r=0} = -dt^2 + \cos^2\theta dr^2 + a^2 \cos^2\theta d\theta^2 + a^2 \sin^2\theta d\phi^2. \quad (7)$$

If $a \neq 0$, this defines a regular (i.e. nondegenerate) metric, except for $\theta = \pi/2$, the vanishing of $\sin^2\theta$ at $\theta = 0$ or π reflecting only the standard coordinate singularity of spherical coordinates on the rotation axis. The regularity of the metric at $r = 0$ and the unphysical ending of geodesics there leads one to extend the spacetime to negative values of r . In other words, we consider

$$\mathcal{M} = \mathbb{R}^2 \times \mathbb{S}^2 \quad (8)$$

as the spacetime manifold, with (t, r) spanning \mathbb{R}^2 and (θ, ϕ) spanning the 2-sphere \mathbb{S}^2 .

Now, \mathcal{M} endowed with the metric (5)-(6) suffers from some curvature singularity, albeit not at $r = 0$. Indeed, the Ricci scalar is (see Appendix A.1 for the computation)

$$R = - \frac{24m^2b^2r^2(r^3 - 4mb^2)}{(a^2 \cos^2(\theta) + r^2)(r^3 + 2mb^2)^3}, \quad (9)$$

which is singular in the entire hypersurface defined by $r = -(2mb^2)^{1/3}$. Similarly, the Kretschmann scalar $K := R_{\mu\nu\rho\sigma}R^{\mu\nu\rho\sigma}$ diverges at the same value of r (cf. Fig. 1). We conclude that the rotating generalization (5)-(6) of Hayward's metric does not describe a regular black hole.

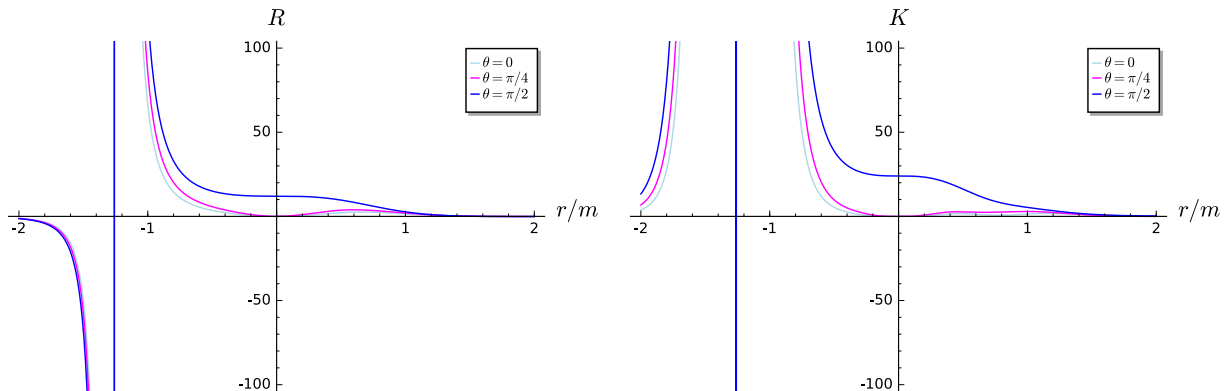


Figure 1: Ricci scalar (left) (in units of m^{-2}) and Kretschmann scalar (right) (in units of m^{-4}) as functions of r for the extension to $r < 0$ of Bambi and Modesto [16]'s rotating version of Hayward's metric with $a/m = 0.9$ and $b/m = 1$. Note that both scalars are diverging at $r/m = -\sqrt[3]{2} \approx -1.26$.

2.2. The rotating Hayward metric extended to $r < 0$

2.2.1. Metric

Following a prescription applied by Torres [20] to rotating regular black holes arising from quantum gravity consideration, we define the metric tensor in all $\mathcal{M} = \mathbb{R}^2 \times \mathbb{S}^2$ by

$$\begin{aligned}
 ds^2 = & - \left(1 - \frac{2rM(r)}{\Sigma}\right) dt^2 - \frac{4arM(r)\sin^2\theta}{\Sigma} dt d\phi + \frac{\Sigma}{\Delta} dr^2 + \Sigma d\theta^2 \\
 & + \sin^2\theta \left(r^2 + a^2 + \frac{2a^2rM(r)\sin^2\theta}{\Sigma}\right) d\phi^2,
 \end{aligned} \tag{10}$$

with

$$\begin{aligned}
 \Sigma & := r^2 + a^2 \cos^2\theta, & \Delta & := r^2 - 2M(r)r + a^2, \\
 M(r) & := m \frac{|r|^3}{|r|^3 + 2mb^2}.
 \end{aligned} \tag{11}$$

The difference with Bambi-Modesto's metric (5)-(6) lies only in the replacement of r by $|r|$ in the function $M(r)$. This is motivated by the expression of $M(r)$ in Torres' work [20]:

$$M(r)_{\text{Torres}} = m \frac{|r|^3}{|r|^3 + \tilde{\omega}(|r| + \gamma m)}, \tag{12}$$

where $\tilde{\omega}$ and γ are two constants.

2.2.2. The hypersurface $r = 0$

In $\mathcal{M} = \mathbb{R}^2 \times \mathbb{S}^2$, the hypersurface $r = 0$ is a 3-dimensional cylinder $\mathcal{T}_0 = \mathbb{R} \times \mathbb{S}^2$, spanned by the coordinates (t, θ, ϕ) , which we call the *throat*, as in the Kerr case [27]. The metric induced on \mathcal{T}_0 by the spacetime metric (10)-(11) is

$$d\sigma^2 = -dt^2 + a^2 \cos^2 \theta d\theta^2 + a^2 \sin^2 \theta d\phi^2. \quad (13)$$

We may then split \mathcal{T}_0 into three components: $\mathcal{T}_0 = \mathcal{T}_0^+ \cup \mathcal{R} \cup \mathcal{T}_0^-$, where \mathcal{T}_0^+ is the Northern hemisphere $0 \leq \theta < \pi/2$ times (Cartesian product) \mathbb{R} , \mathcal{R} is the equatorial ring $\theta = \pi/2$ times \mathbb{R} and \mathcal{T}_0^- is the Southern hemisphere $\pi/2 < \theta \leq \pi$ times \mathbb{R} . Introducing in \mathcal{T}_0^+ or \mathcal{T}_0^- the coordinates

$$\begin{cases} X = a \sin \theta \cos \phi, \\ Y = a \sin \theta \sin \phi \end{cases} \quad X^2 + Y^2 \leq a^2, \quad (14)$$

the line element (13) reduces to

$$d\sigma^2 = -dt^2 + dX^2 + dY^2. \quad (15)$$

We recognize a 3-dimensional Minkowskian metric and conclude that, as long as $a \neq 0$, the throat \mathcal{T}_0 comprises two flat open disks of radius a times \mathbb{R} : \mathcal{T}_0^+ and \mathcal{T}_0^- . Moreover, from the signature of (13), it appears that the throat is timelike; it is therefore a 2-way membrane, i.e. it can be crossed by particles from the region $r > 0$ to the region $r < 0$, in the reverse way as well.

2.2.3. Regularity

The metric (10)-(11) has no curvature singularity. This can be seen on Figs. 2a, 2b, 3a and 3b, where the Ricci scalar R , Kretschmann scalar K , Chern-Pontryagin scalar CP and Euler scalar E are plotted for $a/m = 0.9$, $b/m = 1$ and various values of θ (see Appendix A.1 for details). The curvature scalars remain finite, although the Ricci scalar is discontinuous at the equatorial ring $r = 0$ and $\theta = \pi/2$.

2.2.4. Horizons

In the context of the stationary metric (10), the trapping horizons, which identify to Killing horizons, are the null hypersurfaces where the expansion of a congruence of null outgoing geodesics vanishes. This condition reduces to

$$\Delta = r^2 - 2M(r)r + a^2 = 0. \quad (16)$$

This equation admits some real solutions depending on the values of the parameters a and b . We will call *event horizon* the outermost Killing horizon, which corresponds to the biggest value of the radial coordinate among the solutions of (16). The region of existence of Killing horizons is depicted on Fig. 4.

When $b = 0$ one recovers the Kerr case: two horizons exist for values of a ranging from $a = 0$ to $a = m$, the latter value corresponding to the extremal Kerr black hole, where the two horizons coincide. The most interesting cases with horizons are the metrics well different

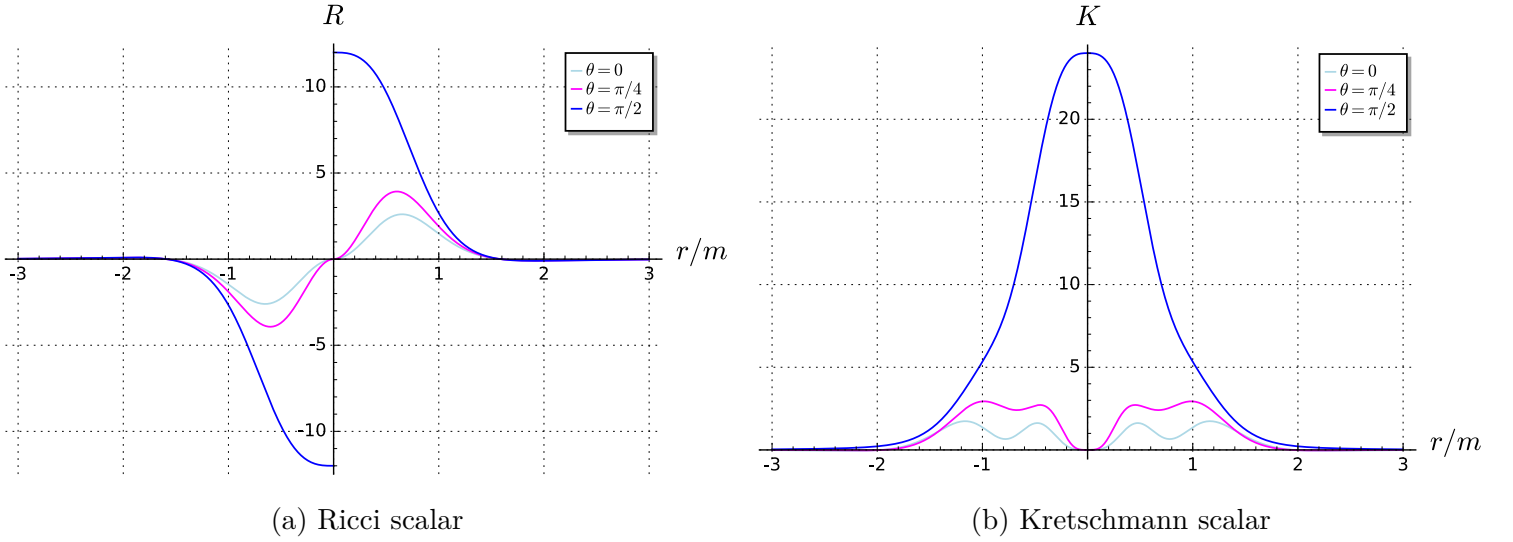


Figure 2: Ricci scalar (a) (in units of m^{-2}) and Kretschmann scalar (b) (in units of m^{-4}) of the improved rotating Hayward metric (10)-(11) with $a/m = 0.9$ and $b/m = 1$ as a function of r for $\theta = 0, \pi/4$ and $\pi/2$.

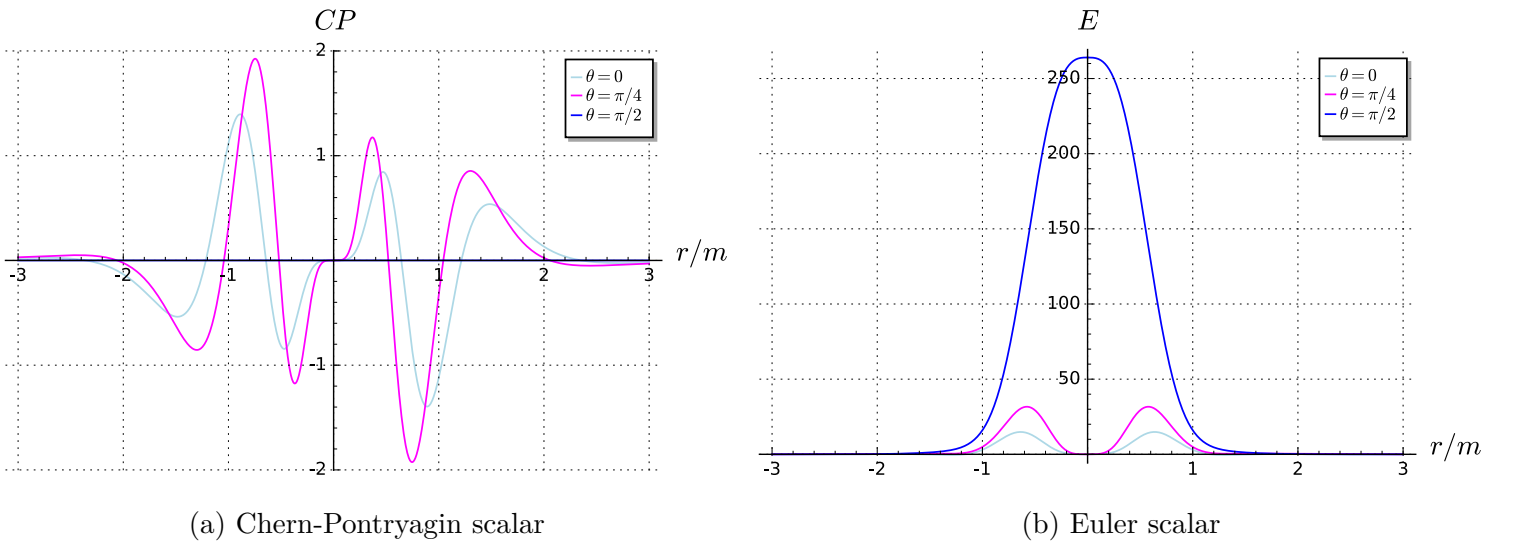


Figure 3: Chern-Pontryagin scalar (a) and Euler scalar (b) (in units of m^{-4}) of the improved rotating Hayward metric (10)-(11) with $a/m = 0.9$ and $b/m = 1$ as a function of r for $\theta = 0, \pi/4$ and $\pi/2$.

from Kerr ($b = 0$) and Hayward ($a = 0$) ones, for instance the metric with $a = b = 0.5m$. The image of such configurations, computed using the ray-tracing code[‡] GYOTO [24], will be discussed in Sec. 3.1.

In the absence of horizon (hence of trapped region), the spacetime can no longer be qualified of a regular rotating black hole. That is why we call it a *naked rotating wormhole*. Indeed, the wormhole whose throat is located at $r = 0$, which is also present in Kerr's case

[‡] Freely available at <http://gyoto.obspm.fr>

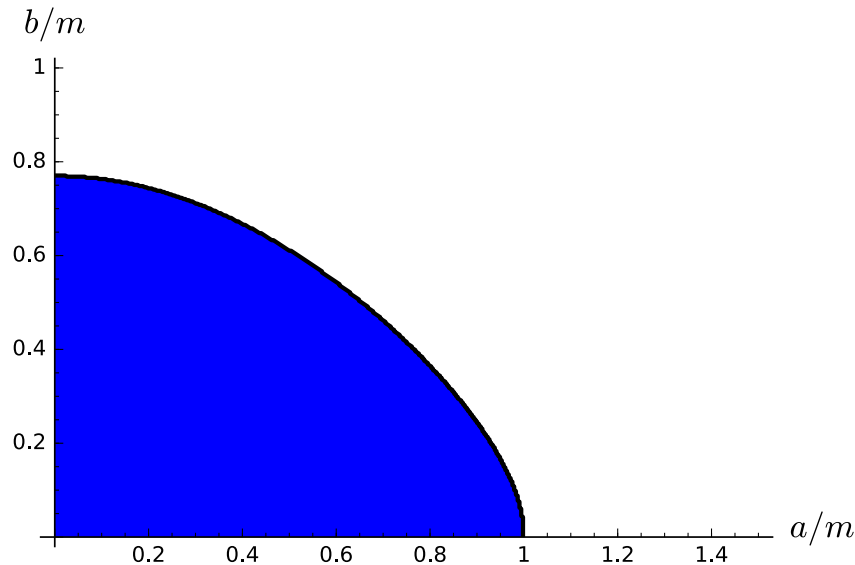


Figure 4: Region of existence of one (black line) or two (in blue) Killing horizon(s), depending on the parameters a and b .

(with a singularity), is no longer hidden by any horizon. Photons can even go through the throat and come back to the observer, as will be shown in Sec. 3.2.

2.2.5. Causality

The Kerr spacetime possesses a well-known acausal region, the Carter time machine [28]. In this region, the Killing vector $\eta = \partial_\phi$ is timelike, giving birth to closed timelike curves. However the whole spacetime does not become acausal thanks to the presence of an event horizon: the particles that are able to move backward in time are trapped inside the black hole.

Considering now the rotating Hayward metric extended to $r < 0$, one has to check whether η can become timelike even in the absence of horizons, in which case the whole spacetime would be acausal. In view of (10), one has

$$\eta \cdot \eta = g_{\phi\phi} = \left(r^2 + a^2 + \frac{2a^2 M(r) r \sin^2 \theta}{r^2 + a^2 \cos^2 \theta} \right) \sin^2 \theta, \quad (17)$$

so that

$$\eta \text{ timelike} \Leftrightarrow (r^2 + a^2)(r^2 + a^2 \cos^2 \theta) + 2a^2 M(r) r \sin^2 \theta < 0. \quad (18)$$

The only negative contribution in the left-hand side of (18) comes from the second term, when $r < 0$. It reaches a minimum for $\theta = \pi/2$. Fig. 5 shows that there exists a red region (region I) for which $g_{\phi\phi} < 0$ while no event horizon is present. The parameters a and b

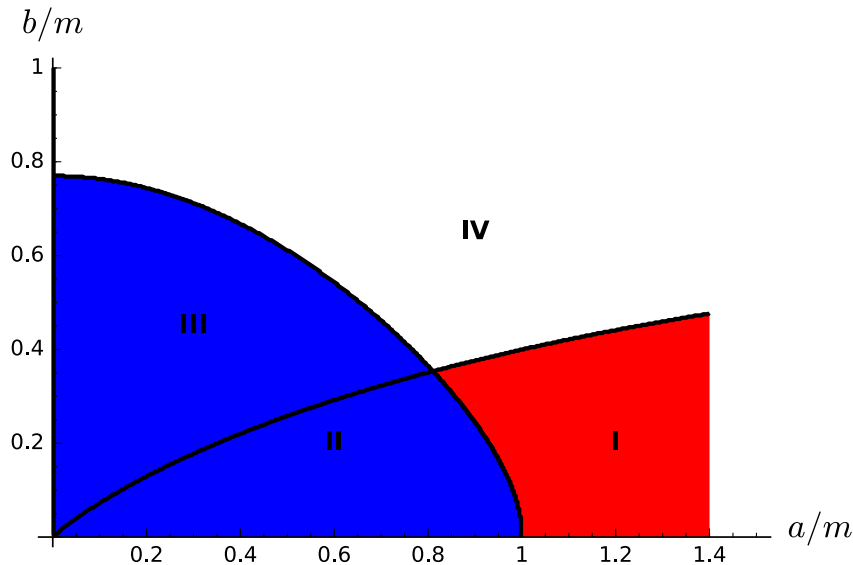


Figure 5: Regions of existence of an event horizon (in blue) and of negative $g_{\phi\phi}$ for $\theta = \pi/2$ in the absence of horizons (in red), depending on the parameters a and b .

associated with such a region thus correspond to acausal spacetimes, which we will not deal with in this paper.

Region II also has causality issues, but these are hidden behind an event horizon. Regions III and IV are totally free of closed timelike curves, the latter is also devoid of any event horizon and represents a naked rotating wormhole.

2.2.6. Energy conditions

The existence of horizons, hence of trapped surfaces, along with the absence of singularity, questions the hypotheses of Penrose's singularity theorem. As mentioned in Sec. 1, both Bardeen and Hayward nonrotating metrics fulfill the weak energy condition and circumvent the original Penrose theorem [8] by the lack of a Cauchy surface. In an improved version of the singularity theorem, by Hawking and Penrose (1970) [29, 7], the hypothesis of existence of a Cauchy surface is relaxed, at the price of replacing the weak energy condition by the strong one. This version is still compatible with Bardeen's and Hayward's regular black holes because both violate the strong energy condition.

In the rotating case, it has been shown by Torres [20] that any metric of the type (10) with $a \neq 0$ violates the weak energy condition in all the region $r < 0$ as soon as $M'(r) < 0$ there. This is the case for our choice (11) for $M(r)$.

Here, we investigate the violation of the weakest of all energy conditions, the *null energy condition* (NEC). It is the weakest condition in the sense that its violation also implies the violation of the weak, strong and dominant energy conditions. For any null vector k^μ the

NEC reads

$$T_{\mu\nu}k^\mu k^\nu \geq 0. \quad (19)$$

In order to compute this scalar we switch to the locally nonrotating frame which diagonalizes the metric [30]. Its basis is such that $e_{\hat{\mu}} \cdot e_{\hat{\nu}} = \eta_{\hat{\mu}\hat{\nu}}$. The dual cobasis at each point (t, r, θ, ϕ) reads

$$\begin{aligned} e^{(t)} &= \sqrt{\frac{\Sigma\Delta}{A}} dt, \\ e^{(r)} &= \sqrt{\frac{\Sigma}{\Delta}} dr, \\ e^{(\theta)} &= \sqrt{\Sigma} d\theta, \\ e^{(\phi)} &= -\frac{2M(r)ar \sin\theta}{\sqrt{\Sigma A}} dt + \sqrt{\frac{A}{\Sigma}} \sin\theta d\phi, \end{aligned} \quad (20)$$

with

$$A := (r^2 + a^2)^2 - a^2\Delta \sin^2\theta. \quad (21)$$

Solving Einstein's equations "in reverse", we obtain $T_{\hat{\mu}\hat{\nu}}k^{\hat{\mu}}k^{\hat{\nu}} = G_{\hat{\mu}\hat{\nu}}k^{\hat{\mu}}k^{\hat{\nu}}/8\pi$. This effective energy density is plotted in Fig. 6 in the case $a = 0.9, b = 1$ (see Appendix A.1 for details). One can see that the NEC is violated from near the centre up to $r \rightarrow -\infty$.

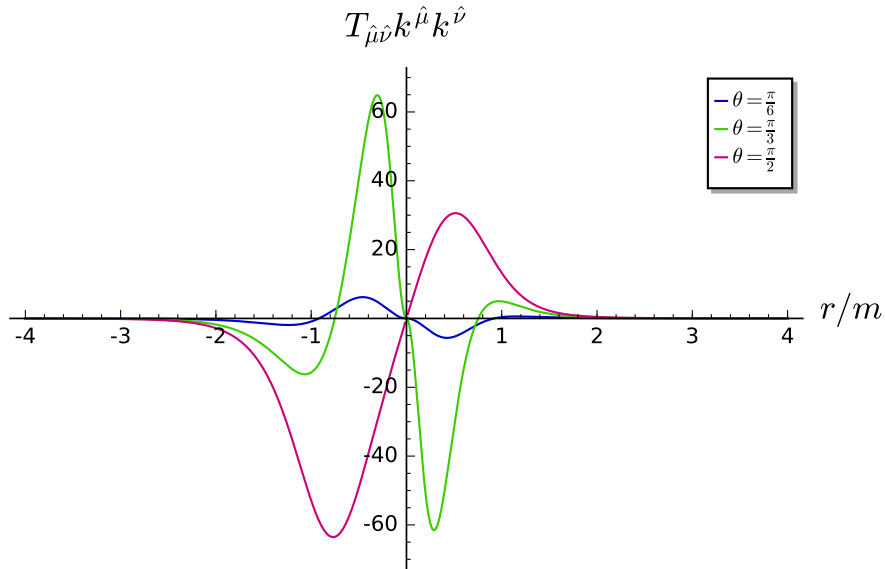


Figure 6: $T_{\hat{\mu}\hat{\nu}}k^{\hat{\mu}}k^{\hat{\nu}}$ as a function of r for $\theta = \pi/6, \pi/3, \pi/2$ and $a = 0.9, b = 1$. The NEC is violated when any of the curves goes below zero.

3. Numerical study of the regular rotating Hayward metric with Gyoto

3.1. Regular rotating Hayward black hole

This section aims at discussing the differences in ray-traced images between the regular rotating Hayward black hole and the standard Kerr black hole.

We now use the ray-tracing code GYOTO to obtain images from an accretion torus surrounding the two black holes (see Appendix A.2 for details). Another approach could consist in computing analytically the contour of the shadow based on the formula developed by Tsukamoto [31], but here we opt for a numerical computation in an astrophysical context instead. The set-up is composed of an accretion torus identical to the one presented in Ref. [32]. It is a magnetized optically thin torus, with angular momentum $l = 4m$, inner radius $r_{\text{inner}} = 8.3m$, where we take m to be the mass of Sgr A* ($m = 4.31 \times 10^6 M_{\odot}$). The outer radius varies according to the value of the spin parameter, it is for instance $r_{\text{outer}} = 30m$ for $a = 0.9$. The central temperature is of $T = 5.3 \times 10^{10}$ K and the central electron number density $n_e = 6.3 \times 10^6 \text{ cm}^{-3}$. We compute the thermal synchrotron radiation emitted in the millimeter band by this torus, the ray-traced photons are observed at a frequency of 230 GHz. Such an accretion flow was shown (see [32]) to reproduce well the millimeter spectral data of Sgr A*, as well as the constraints on the size of the emitting region imposed by early EHT data [33]. The observer is located at a radial coordinate which corresponds to the distance between Earth and Sgr A*, and at an inclination (angle between the black hole rotation axis and the line of sight) of $\theta = 90^\circ$.

In the case $a/m = 0.5$, $b/m = 0.5$, the outer horizon is located at $r_0 \approx 1.65m$. It is thus at a smaller value of the radial coordinate from the center than in the Kerr black hole case ($b/m = 0$), where $r_+ = m + \sqrt{m^2 - a^2} \approx 1.87m$. Hence, for a given ADM mass, the black hole radius is smaller when $b \neq 0$.

The millimeter images of these two black holes are visible on Fig. 7. On both panels, we observe the distorted primary image of the torus, that forms an Einstein ring. The very center of the image shows a thin lensing ring delineating the black hole shadow. The shadow is defined as the region in the observer's sky comprising the directions of photons that asymptotically approach the event horizon in a backward ray-tracing computation [34]. The lensing ring is the secondary image of the torus. The higher-order images of the torus, hardly visible on Fig. 7, converge to the photon ring, which is the projection of the innermost photon orbit on the observer's sky. This photon orbit marks the innermost limit an approaching photon can visit without falling into the event horizon [34]. The differences between the millimeter images of the two black holes appear to be indistinguishable with the naked eye. However, subtracting one image from another we can distinguish the two different lensing rings (Fig. 8). The difference of diameter between these two rings is about $2 \mu\text{as}$ ($\approx 3\%$). This difference is out of reach for the observations in the foreseeable future, but we may hope that a telescope would be able to measure the radius of the lensing ring in a far future, or equivalently the area of the shadow, and could thus discriminate between the two black holes for a given ADM mass.

It should be noted that we considered here a macroscopic value of b ($b = 0.5m$) when computing these images. The underlying assumption is that this parameter arises because of

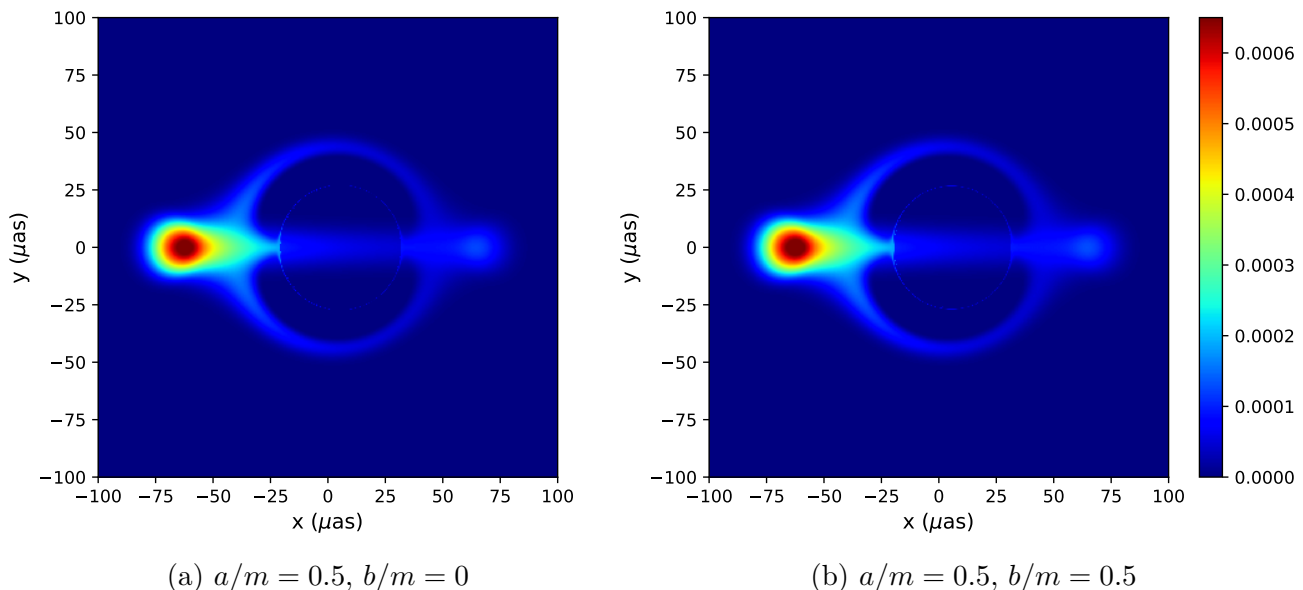


Figure 7: Images of an accretion torus surrounding a Kerr black hole (a) and a regular rotating Hayward black hole (b), seen from a distance of 8.31 kpc. The field of view is $200 \mu\text{as}$ and the inclination $\theta = 90^\circ$. The specific intensity I_ν is plotted in CGS units, as will be the case for the following images.

some “macroscopic” energy-momentum tensor supporting this regular geometry, similar to that arising from a nonlinear-electrodynamics magnetic monopole in the non-rotating case [9, 11, 12]. Had we assumed that the singularity was resolved by using b as a Planckian cut-off, the difference between the images would have been invisible to any telescope even in the far future.

3.2. Naked rotating wormhole

Let us now discuss the case of geometries without horizons described by the rotating Hayward metric extended to $r < 0$ (10), that we call naked rotating wormholes. We will first describe the results obtained with GYOTO as well as their consequences, and then explain them by studying some relevant geodesics.

The major difference in this configuration, with respect to the previous section, is the absence of horizons. Hence, the images obtained with this geometry do not contain any shadows, in the precise sense defined above. However, they do contain a central faint region showing a mixture of low-flux regions and strongly lensed contours (of increasing order from left to right, see Fig. 9). The shape of these contours highly depends on the value of the parameter b/m . It is thus very important to stress that observing such strongly lensed contours, which can look like a lensing ring without a good enough resolution, does not imply the existence of an event horizon, just as in the case of boson stars [35].

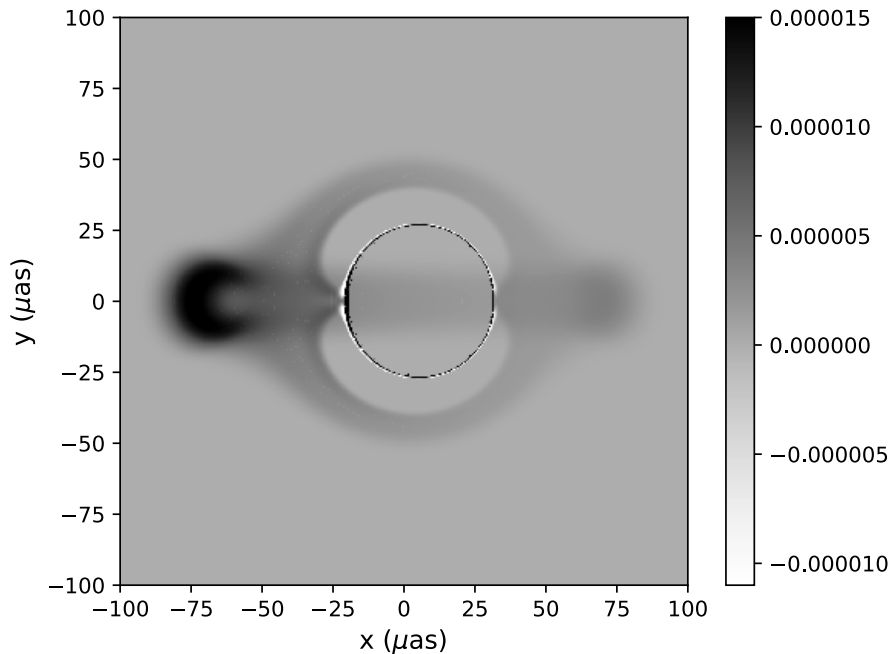


Figure 8: Difference of the images of Fig. 7. The lensing rings of the configurations $b/m = 0.5$ (black) and $b/m = 0$ (white) are visible at the centre.

The two panels of Fig. 9 are remarkably similar to the images of accretion tori surrounding rotating boson stars (see the middle- and lower-right panels of Fig. 5 in Ref. [35]). However, these spacetimes are completely different, the spacetimes analyzed here being naked rotating wormholes spacetimes, while boson stars are compact distributions of fundamental scalar fields. It is thus rather intriguing that such very different spacetimes lead to images that are difficult to differentiate. Further studies would be necessary in order to determine whether the distorted, hyper-lensed contours of Fig. 9 are general features of spacetimes of compact object with no event horizon and no hard surface (i.e. different from neutron stars).

Another interesting feature appears when the accretion torus is observed from an inclination angle θ different from 90° . In this case, the disk $r = 0$ located in the equatorial plane becomes visible. It can hardly be seen on the left of Fig. 10, but a zoom clearly allows identifying a central dark ellipse[§] on the image on the right. Its contour corresponds to the throat of the wormhole.

The blue pixels forming this ellipse-like shape (right panel) represent geodesics coming

[§] It is not necessarily an ellipse in the mathematical sense.

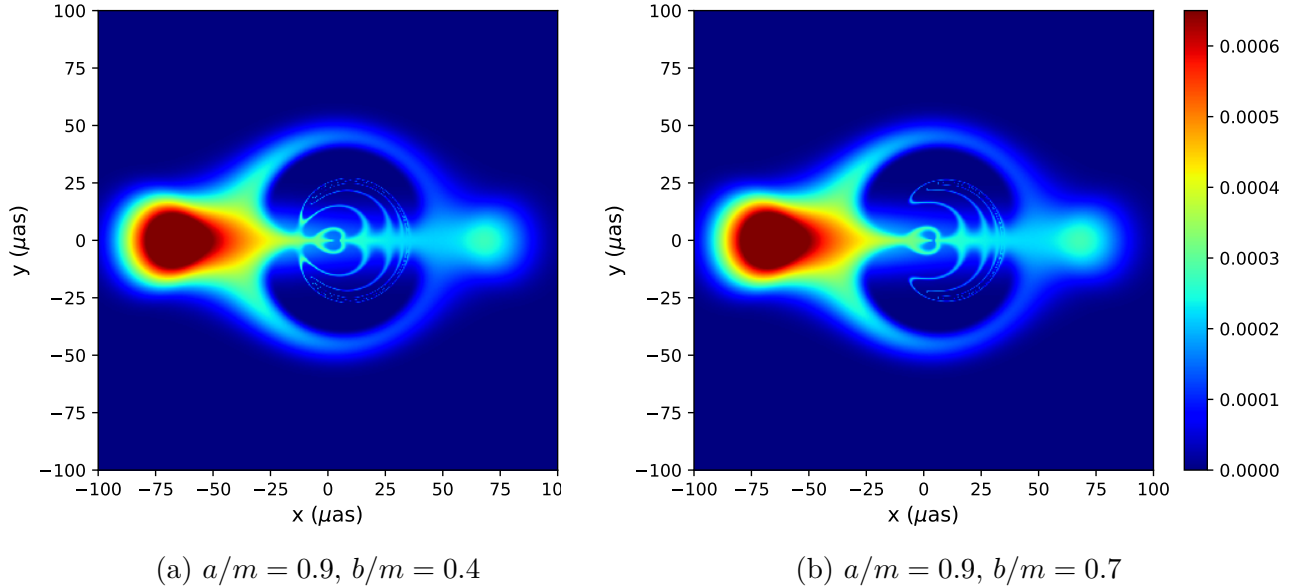


Figure 9: Images of an accretion torus surrounding a naked rotating wormhole with $a/m = 0.9$, $b/m = 0.4$ (a) and $b/m = 0.7$ (b). The field of view is $200 \mu\text{as}$ and the inclination $\theta = 90^\circ$.

from $r \rightarrow -\infty$; a similar distorted disk also appears in the case of naked Kerr singularities [36]. These pixels are not completely black since a part of the torus, located between the throat and the observer, emits some photons directly towards the latter. However there also exists luminous (green and yellow) pixels inside the dark ellipse. All these illuminated pixels are associated with photons emitted from the torus and travelling through negative values of r back to the observer. The location of this luminous feature inside the dark ellipse highly depends on the value of b/m , as is illustrated on the right panel of Fig. 10.

There exists a sharp contrast between the dark ellipse and this luminous feature, which can be studied in further detail if we consider three different geodesics (Fig. 11).

The green geodesic of Fig. 11 corresponds to a luminous pixel just outside the dark ellipse. This geodesic comes from $r = +\infty$, crosses the torus on its way in, approaches the $r = 0$ disk (represented by the grey sphere on Fig. 11) without reaching it, and escapes to the observer (crossing a second time the torus on its way out). Similarly, the blue geodesic comes from $r = +\infty$ and crosses the torus on its way in. Contrarily to the green geodesic, it enters the wormhole throat, reaching negative values of r . It also reaches a turning point and comes back to $r > 0$, also eventually reaching the observer after having crossed the torus a second time on its way out. Finally, the red geodesic originates from $r = -\infty$. It emerges from the throat and crosses the torus only once, on its way out to the observer.

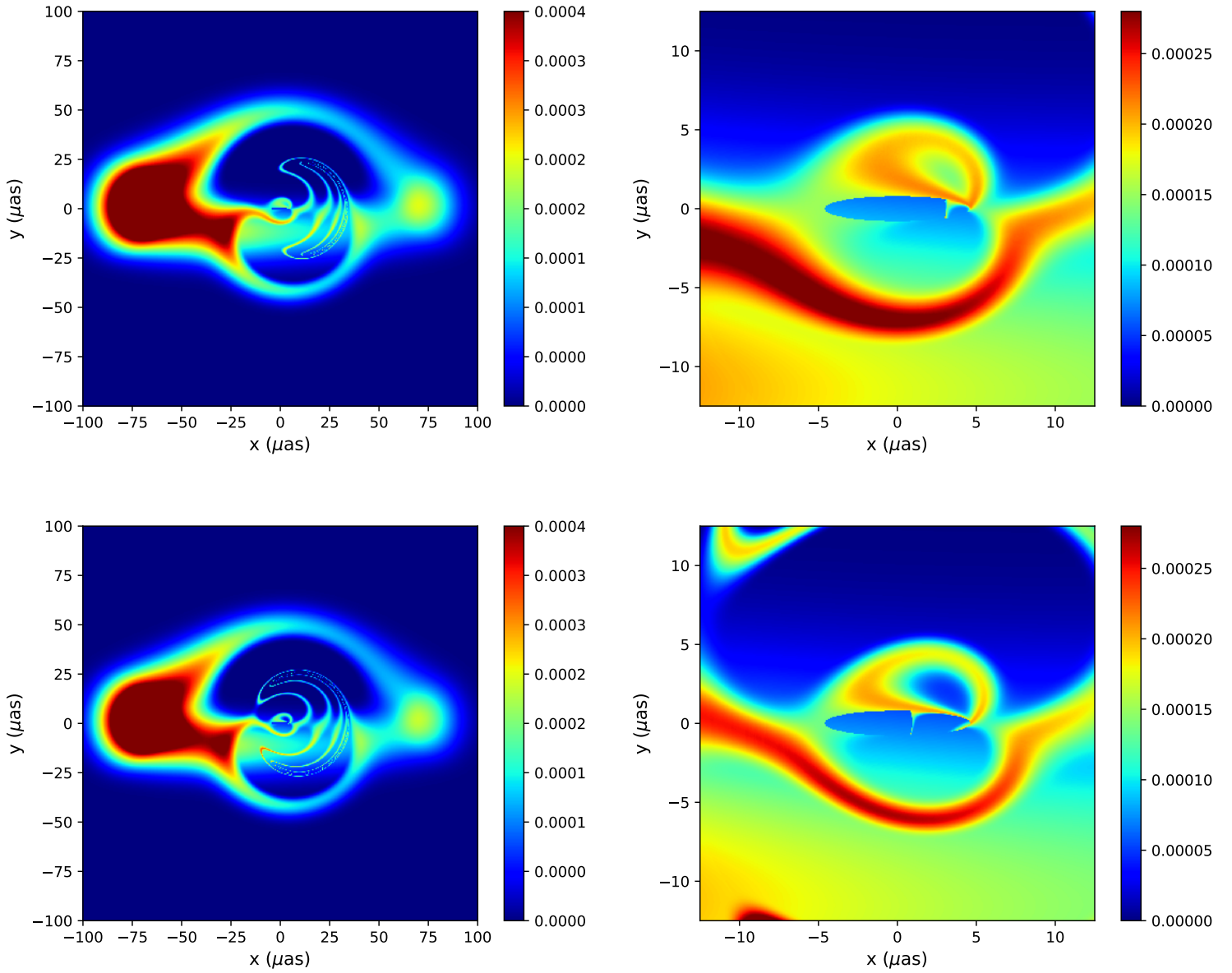


Figure 10: Images of an accretion torus surrounding a naked rotating wormhole with $a/m = 0.9$, $b/m = 1$ (upper row) and $a/m = 0.9$, $b/m = 0.5$ (lower row). The inclination is $\theta = 80^\circ$ while the field of view is $200 \mu\text{as}$ (left column) or $25 \mu\text{as}$ (right column)

4. Analytical study of the regular rotating Hayward metric

4.1. Circular orbits in the equatorial plane

4.1.1. Energy and angular momentum of a massive particle

Let us consider the geodesic motion of a test particle with momentum p and mass $m_0 > 0$, following a circular orbit in the background of the metric (10). This motion occurs

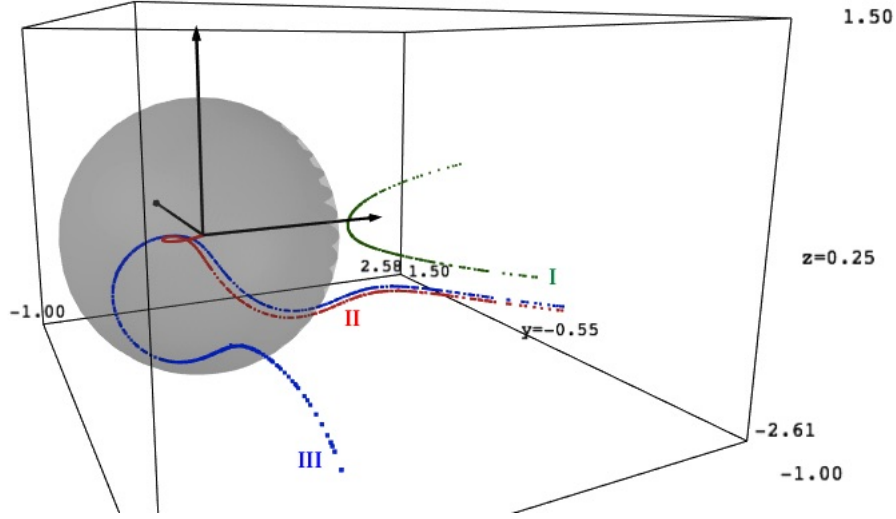


Figure 11: The null geodesics associated with three different pixels, starting from the accretion torus for $a/m = 0.9$, $b/m = 1$, are plotted in a frame with $x = e^r \sin \theta \cos \phi$, $y = e^r \sin \theta \sin \phi$, $z = e^r \cos \theta$. A frame is drawn at the origin, where $r \rightarrow -\infty$. Geodesic I (in green) has a turning point and does not enter the grey sphere of radius $r = 0$. Geodesic II (in red) has no turning point, it represents the trajectory of a photon in the central dark ellipse coming from $r \rightarrow -\infty$. Finally, geodesic III (in blue) enters the sphere of radius $r = 0$ but has a turning point inside, and goes back to an observer at $r \rightarrow +\infty$.

in the equatorial plane ($\theta = \pi/2$) due to the axisymmetry of the metric. Along with the property of stationarity, this also implies the existence of two Killing vectors $\xi = \partial_t$ and $\eta = \partial_\phi$. The energy and angular momentum of the particle read:

$$\begin{aligned} E &= -\xi \cdot p = -p^t (g_{tt} + g_{t\phi} \Omega) \\ L &= \eta \cdot p = p^t (g_{\phi t} + g_{\phi\phi} \Omega), \end{aligned} \quad (22)$$

with $\Omega := \frac{d\phi}{dt}$.

The angular velocity Ω can be found by considering the Euler-Lagrange equation for a free particle whose Lagrangian is

$$\mathcal{L} = \frac{1}{2} g_{\mu\nu} \dot{x}^\mu \dot{x}^\nu, \quad (23)$$

with $\dot{x}^\mu := \frac{dx^\mu}{d\lambda}$, where λ is an affine parameter. The Euler-Lagrange equation supplemented by the conditions for a circular orbit $\dot{r} = \ddot{r} = 0$ boils down to:

$$g_{tt,r} \dot{t}^2 + 2g_{t\phi,r} \dot{t} \dot{\phi} + g_{\phi\phi,r} \dot{\phi}^2 = 0, \quad (24)$$

where the coma denotes a derivative with respect to the radial coordinate.

The angular velocity of a particle on a circular co- or contra-rotating orbit is then:

$$\Omega_{\pm} = \frac{-g_{t\phi,r} \pm \sqrt{g_{t\phi,r}^2 - g_{tt,r} g_{\phi\phi,r}}}{g_{\phi\phi,r}}. \quad (25)$$

The specific energy and angular momentum of a massive particle on a circular orbit in a stationary axisymmetric spacetime thus read:

$$\begin{aligned}\mathcal{E}_\pm &:= \frac{E_\pm}{m_0} = -\frac{g_{tt}+g_{t\phi}\Omega_\pm}{\sqrt{-(g_{tt}+2g_{t\phi}\Omega_\pm+g_{\phi\phi}\Omega_\pm^2)}} \\ \mathcal{L}_\pm &:= \frac{L_\pm}{m_0} = \frac{g_{\phi t}+g_{\phi\phi}\Omega_\pm}{\sqrt{-(g_{tt}+2g_{t\phi}\Omega_\pm+g_{\phi\phi}\Omega_\pm^2)}}.\end{aligned}\quad (26)$$

In the context of our metric (10), we obtain in the equatorial plane ($\theta = \pi/2$):

$$\begin{aligned}\mathcal{E}_\pm &= \frac{r^3+a^2rM'(r)-M(r)\left(a^2+2r^2\mp 2ar\sqrt{A(r)}\right)}{(r^3-a^2M(r)+a^2rM'(r))\sqrt{\frac{r^2B_\pm(r)}{(r^3-a^2M(r)+a^2rM'(r))^2}}} \\ \mathcal{L}_\pm &= \frac{-(a^3+3ar^2)M(r)+(a^3r+ar^3)M'(r)\pm(a^2r^2+r^4+2a^2rM(r))\sqrt{A(r)}}{(r^3-a^2M(r)+a^2rM'(r))\sqrt{\frac{r^2B_\pm(r)}{(r^3-a^2M(r)+a^2rM'(r))^2}}},\end{aligned}\quad (27)$$

where

$$\begin{aligned}A(r) &= \frac{M(r)}{r} - M'(r) \\ B_\pm(r) &= -a^2r^2M'^2(r) + r^4 - 3a^2M(r)^2 - 3(a^2r + r^3)M(r) + (3a^2r^2 + r^4 + 4a^2rM(r))M'(r) \\ &\quad \pm 2[(a^3 + 3ar^2)M(r) - (a^3r + ar^3)M'(r)]\sqrt{A(r)}.\end{aligned}$$

These expressions differ from Toshmatov et al. [17] (see Appendix A.1 for details and a comparison with the results of Bardeen et al. [30]).

Circular orbits can therefore exist only for $A(r) \geq 0$ and $B_\pm(r) > 0$. These three functions are plotted below, for $a/m = 0.9$ and $b/m = 1$. The regions of allowed co-rotating circular orbits are pictured in grey on Fig. 12. The region of positive r goes up to $r \rightarrow +\infty$, while the one of negative values of r exists only near the center. This is coherent, since from $r \rightarrow -\infty$ the metric (10) behaves as a Schwarzschild metric with negative mass: the repulsive gravity does not allow circular orbits for large enough negative radii.

4.1.2. Influence of the spin

Let us study how the regions of allowed circular orbits are modified when the spin varies. First of all, it should be noted that $A(r)$ does not depend on the value of the spin. Hence for a fixed b , e.g. $b/m = 1$ like on Fig. 12, the shaded regions will be modified only if $B_\pm(r)$ changes. As shown on Fig. 13, decreasing the value of a only widens the zone of circular orbits below $r = 0$. It thus does not have any impact on the allowed circular orbits with $r > 0$.

4.1.3. Influence of the parameter b

Contrarily to the spin, the parameter b has a direct influence on the region of allowed circular orbits of positive radius. Going from $b/m = 1$ (Fig. 12) to $b/m = 0.7$ and $b/m = 0.4$ (Fig. 14), at a constant $a/m = 0.9$, we observe that circular orbits can occur for smaller and smaller positive values of r .

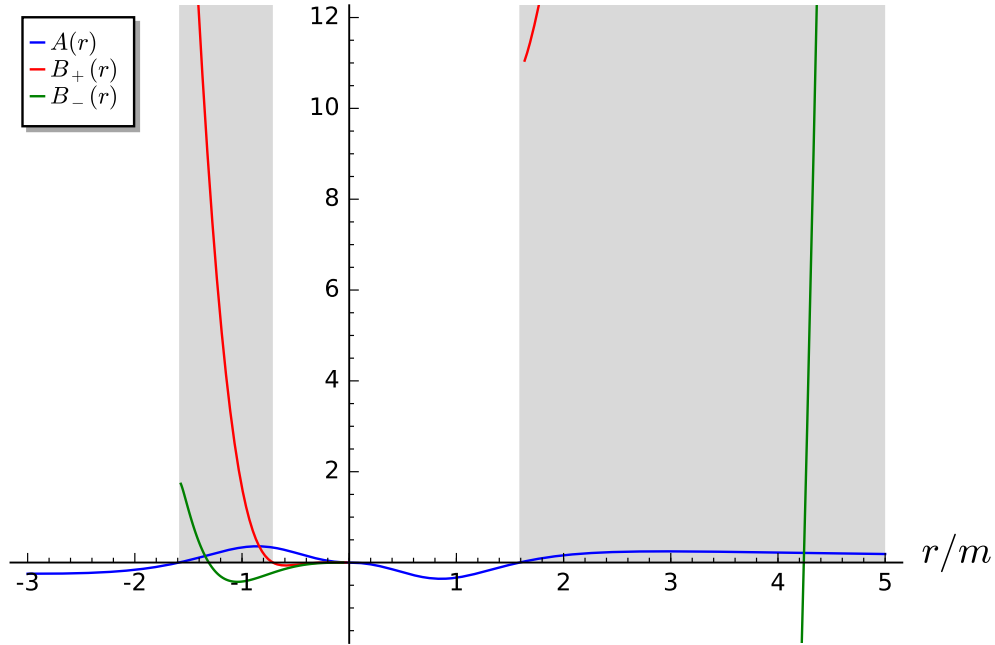


Figure 12: Plot of $A(r)$, $B_+(r)$ and $B_-(r)$ in the case $a/m = 0.9$, $b/m = 1$. The shaded regions represent the zones where circular orbits are allowed.

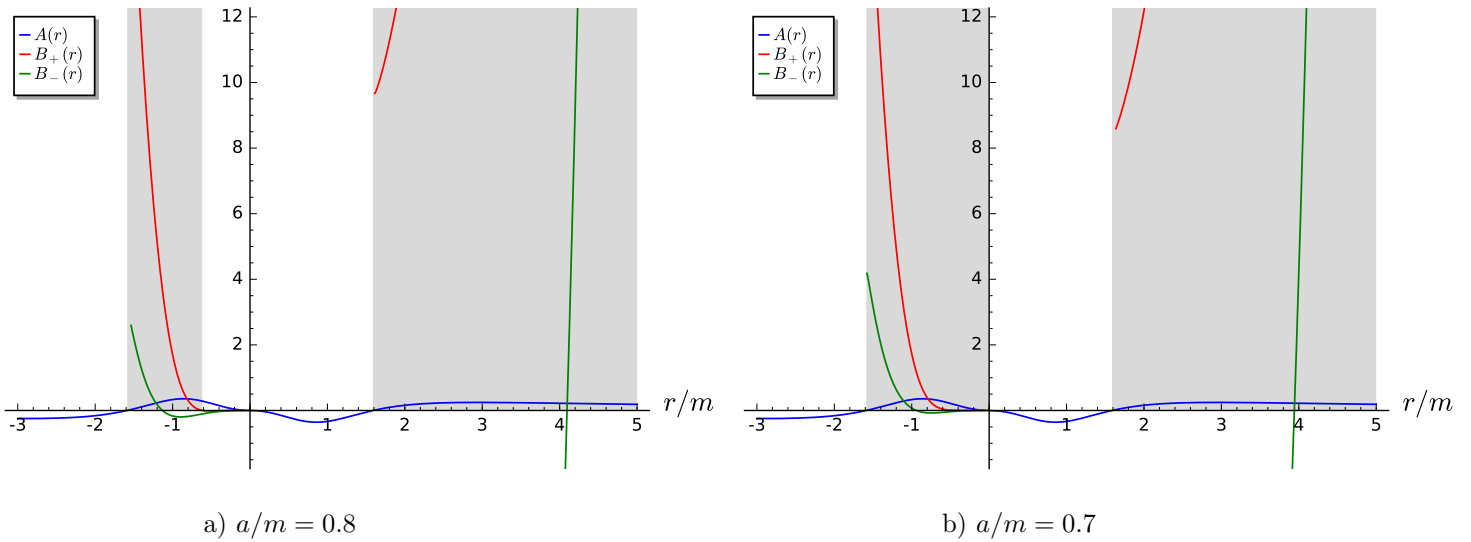


Figure 13: Plot of $A(r)$, $B_+(r)$ and $B_-(r)$ in the case $b/m = 1$, for two different values of the spin. The shaded region for the negative values of r gets wider as a decreases.

Meanwhile, the region of allowed circular orbits with negative radius shrinks as b decreases. This region even disappears for $b/m = 0$, as one can see on Fig. 15 below. In this configuration, two horizons exist and circular orbits occur only for values of the radial coordinate above the radius of the outer horizon. For $b/m = 0.2$ (left of Fig. 15),

some circular orbits can also occur below the radius of the inner horizon.

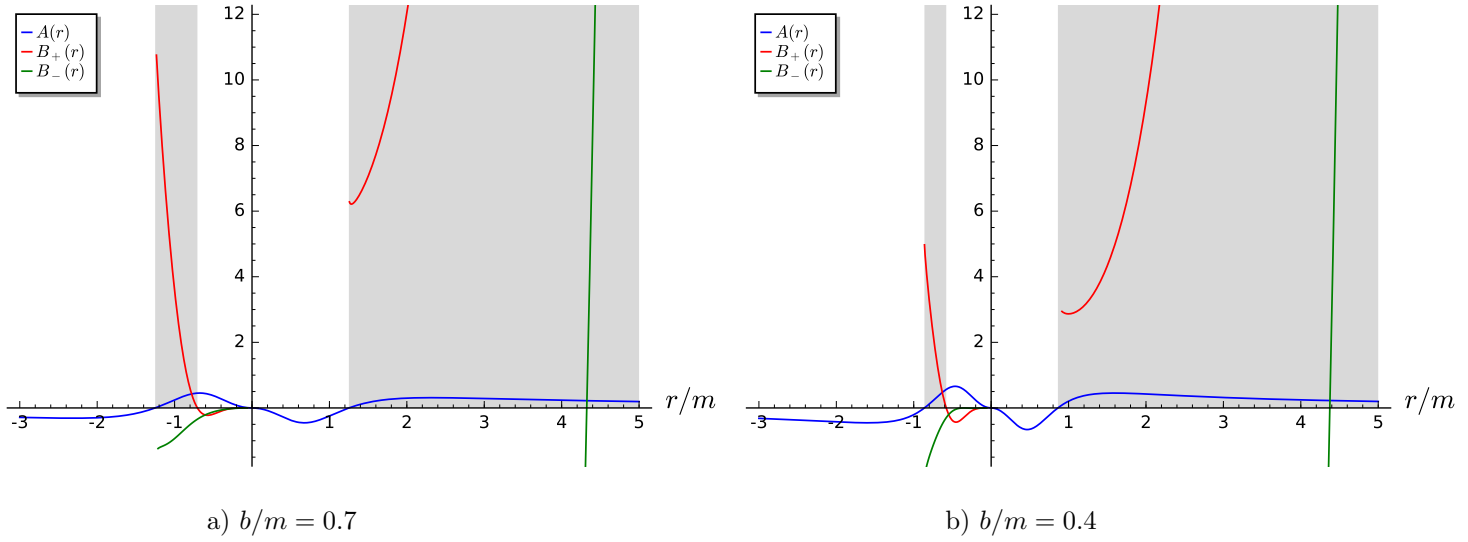


Figure 14: Plot of $A(r)$, $B_+(r)$ and $B_-(r)$ in the case $a/m = 0.9$ for two different values of b . The shaded region for the negative (resp. positive) values of r gets narrower (resp. wider) as b decreases.

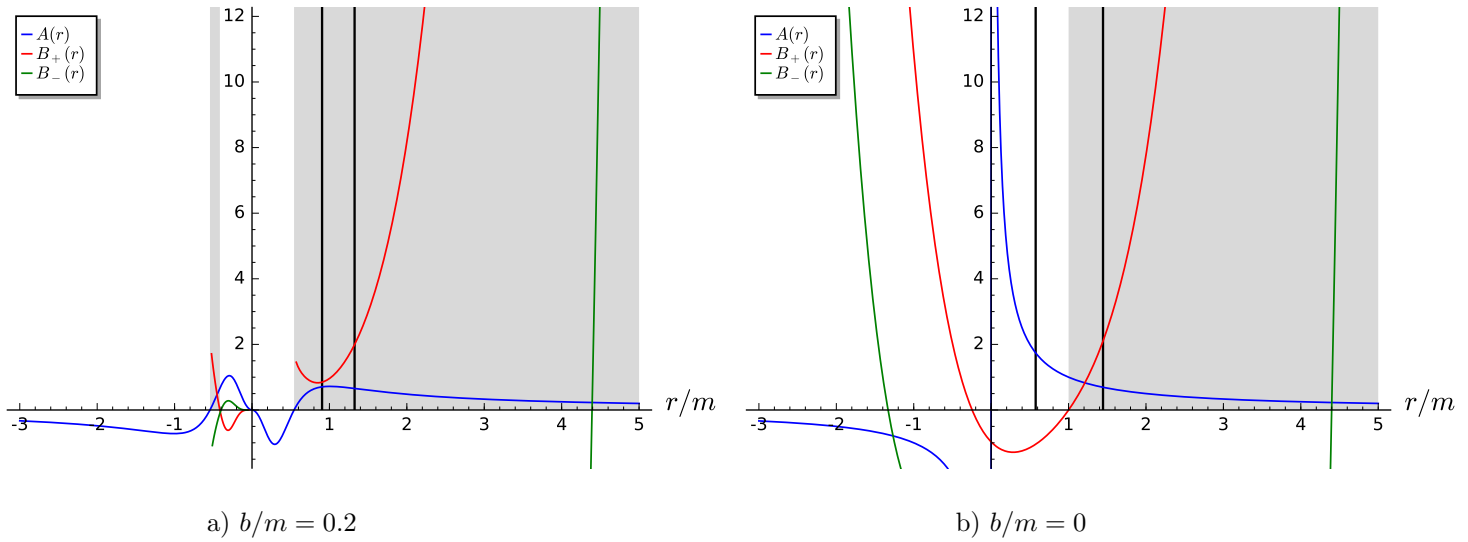


Figure 15: Plot of $A(r)$, $B_+(r)$ and $B_-(r)$ in the case $a/m = 0.9$, in the presence of two horizons (black vertical lines), for two different values of b .

4.1.4. Innermost stable circular orbit (ISCO)

The *innermost stable circular orbit (ISCO)*, which corresponds to the stable circular orbit of smaller r , is astrophysically relevant since it provides the highest orbital frequency possible around the central object. In particular, the ISCO frequency is involved in various models of quasi-periodic oscillations (QPO) [37].

In the Kerr case, it has been shown by Carter [28] that the radial geodesic motion is governed by the following relation:

$$\begin{aligned} \Sigma \frac{dr}{d\lambda} &= \sqrt{\mathcal{R}} \\ \mathcal{R} &= [(r^2 + a^2)E - aL]^2 - \Delta [(aE - L)^2 + m_0^2 r^2 + \mathcal{Q}], \end{aligned} \quad (28)$$

where λ is an affine parameter, m_0 the mass of the particle, and \mathcal{Q} , E , L are the three integrals of motion (respectively the Carter constant, the energy and the angular momentum of the test particle). The zeros of \mathcal{R} thus represent turning points of the motion of such a test particle in Kerr's spacetime.

Stable circular orbits are defined by the three conditions

$$\mathcal{R}(r) = 0, \quad \frac{d\mathcal{R}(r)}{dr} = 0, \quad \text{and} \quad \frac{d^2\mathcal{R}(r)}{dr^2} \leq 0. \quad (29)$$

The frequency (25) of a particle following a circular orbit reads:

$$\Omega_{\pm} = \frac{4ab^2m^2r - amr^4 \pm (4b^4m^2 + 4b^2mr^3 + r^6)\sqrt{-\frac{4b^2m^2r^2 - mr^5}{4b^4m^2 + 4b^2mr^3 + r^6}}}{r^7 - (a^2 - 4b^2)mr^4 + 4(a^2b^2 + b^4)m^2r} \quad (30)$$

The ISCO values of the radius and the orbital frequency (30), for co-rotating and contra-rotating orbits in the equatorial plane ($\mathcal{Q} = 0$), have been computed for different values of a and b (see Appendix A.1 for details). The result is shown in Table 1.

b/m a/m	0	0.5	1
0	$6m$ +3.20 mHz	$5.84m$ +3.31 mHz	$5.19m$ +3.86 mHz
	$6m$ -3.20 mHz	$5.84m$ -3.31 mHz	$5.19m$ -3.86 mHz
0.5	$4.23m$ +5.10 mHz	$3.82m$ +5.80 mHz	$1.59m$ +1.08 mHz
	$7.55m$ -2.32 mHz	$7.46m$ -2.36 mHz	$7.14m$ -2.50 mHz
0.9	$2.32m$ +10.6 mHz	$1.04m$ +8.54 mHz	$1.59m$ +1.07 mHz
	$8.72m$ -1.89 mHz	$8.65m$ -1.91 mHz	$8.43m$ -1.98 mHz

Table 1: Radial coordinate of the ISCO and orbital frequency of a test particle at the ISCO for various values of the parameters a/m and b/m , and $m = m_{\text{Sgr A}^*}$. Four different results are associated with each combination of a/m and b/m : the radius of the ISCO (left) and the frequency Ω of the co-rotating (resp. contra-rotating) orbit (right) are located on the upper (resp. lower) pannel. The dark grey boxes correspond to the classical Kerr (and Schwarzschild for $a = 0$) black hole, the light grey boxes to the regime of rotating regular black hole (zones II and III of Fig. 5), while the others are associated with a naked rotating wormhole (zone IV of Fig. 5).

4.2. Null geodesics

Let us now focus on the propagation of light rays in order to understand the images that can be seen by an observer on Earth, such as the ones of Fig. 10. Due to (28), in which we now take $m_0 = 0$, the condition for the existence of a photon of energy E with angular momentum L and Carter's constant \mathcal{Q} is

$$\left[(r^2 + a^2)E - aL \right]^2 - \left(r^2 + a^2 - 2rM(r) \right) \left[(aE - L)^2 + \mathcal{Q} \right] \geq 0, \quad (31)$$

with $M(r)$ given by Eq. (11).

In the case of a Kerr spacetime, $M(r) = m$ and Eq. (31) is polynomial in r , of degree 4. It can then be shown that a photon trajectory has at most one radial turning point in the black hole exterior [38]. Here, due to the form (11) of $M(r)$, Eq. (31) reduces to a polynomial equation of degree 7. The phenomenology is thus much richer than in Kerr's case. In particular, some photon trajectories can have more than one radial turning point. This is illustrated on Fig. 16 below. The central shaded region of Fig. (b) is particularly striking: photons with energy E_0 , angular momentum L_0 and a Carter constant \mathcal{Q}_0 can oscillate back and forth between two radial turning points, around $r = 0$.

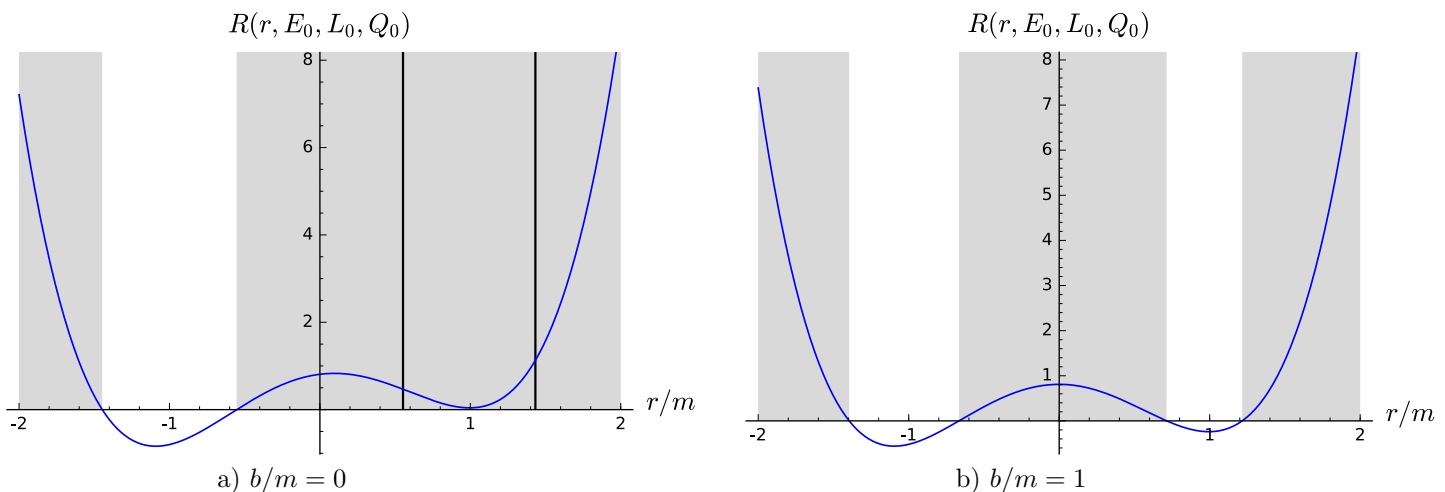


Figure 16: Plot of \mathcal{R} as a function of the radial coordinate r/m . The shaded regions represent the allowed regions for a photon with $E_0/m = 1$, $L_0/m = 2$, $\mathcal{Q}_0/m^2 = -1$, in the case of a rotating Hayward black hole with $a/m = 0.9$ and $b/m = 0$ (a) (the black lines denote the outer and inner horizons) and of a naked rotating wormhole with $b/m = 1$ (b).

This analysis, using the inequality (31), also allows us to understand the behaviour of the photons travelling into the region with $r < 0$ (Fig. 10) before reaching an observer on Earth. Fig. 17 shows the allowed region for a photon with $E_1/m = 1$, $L_1/m = -2$, $\mathcal{Q}_1/m^2 = -1$ in two different cases: $b/m = 0$ (left) and $b/m = 1$ (right), while $a/m = 0.9$. One can see that in both cases, a photon going from $r > 0$ to $r < 0$ has a radial turning point and goes back to the region with positive radial coordinate. However, in the case $b/m = 0$ where a trapped region is located between the two Killing horizons (black vertical lines),

this photon cannot cross the inner horizon and thus reach the observer. When $b/m = 1$ no horizon is present, which allows a photon from the accretion torus to travel towards the region $r < 0$, reach a turning point and then an observer on Earth.

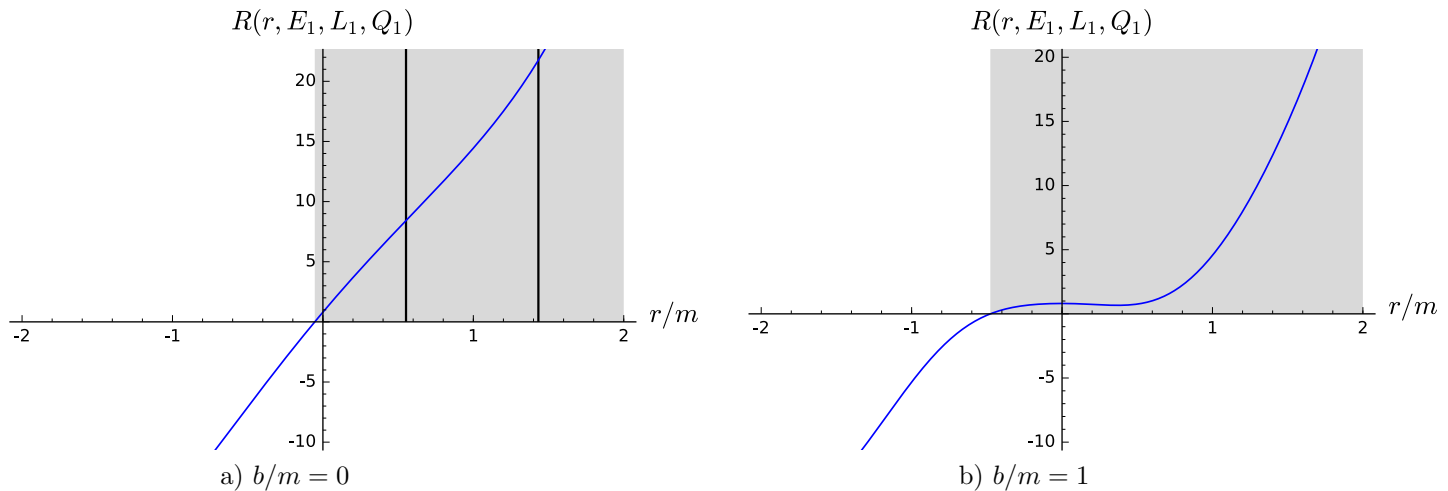


Figure 17: Plot of \mathcal{R} as a function of the radial coordinate r/m . The shaded regions represent the allowed regions for a photon with $E_1/m = 1$, $L_1/m = -2$, $Q_1/m^2 = -1$, in the case of a rotating Hayward black hole with $a/m = 0.9$ and $b/m = 0$ (a) (the black lines denote the outer and inner horizons) and of a naked rotating wormhole with $b/m = 1$ (b).

5. Conclusion

We have investigated the geometry of a non-singular rotating black hole, both numerically and analytically. To this end we have extended the geodesically incomplete rotating Hayward spacetime [16] to the region $r < 0$, thereby obtaining a regular rotating Hayward metric. This metric describes a *regular rotating Hayward black hole* in the presence of an event horizon, and a *naked rotating wormhole* otherwise.

The numerical study of the regular rotating Hayward black hole using the ray-tracing code GYOTO has shown that, at a given spin a , the image of an accretion torus around such a black hole possesses a smaller shadow compared to that of the Kerr black hole. This difference is however out of reach of the observations in the foreseeable future.

Some images in the horizonless case (naked rotating wormhole) have also been computed. They display a central faint region with hyper-lensed contours whose shape depends on the value of the parameter b . The simulations with GYOTO allow distinguishing very well these contours from the shadows associated with the standard Kerr case or with the rotating Hayward black hole, as can be seen by comparing Fig. 9 & 10 to Fig. 7a & 7b. Without any good resolution data, we must stress that distinguishing these contours from the lensing ring delineating the shadow of a Kerr black hole could be extremely challenging, as in the case of boson stars [35].

Another interesting feature of the naked rotating wormhole occurs when we compute images with some inclination angle $\theta \neq \pi/2$. A dark ellipse then appears at the centre, corresponding to the image of the wormhole's throat on the observer's sky. This ellipse is mainly dark because there is no source in the region with $r < 0$. However, a luminous feature appears in it, whose shape depends on the value of b : it is produced by photons emitted from the accretion torus, which have crossed the throat and made some journey in the region $r < 0$ before coming back to the observer.

An analytical study of this geometry also has been performed. After giving the expressions for the specific energy and angular momentum of massive particles in co- and contra-rotating orbits in the equatorial plane, which differ from the results of Tomashtov et al. [17], we computed the radius of the ISCO for various values of the parameters a and b . The values of the frequency of the orbits at the ISCO, highly depending on b , open up the possibility of distinguishing regular rotating and Kerr black holes thanks to quasi-periodic oscillations.

With the upcoming results of the Event Horizon Telescope, studies of alternatives to Kerr black holes happen to be particularly timely. This study of a regular rotating black hole is not designed to make a case for the existence of such an object at the center of the Galaxy, especially because it is only an approximate solution of non-linear electrodynamics. But it comes within the scope of previous works on boson stars [35] or hairy black holes [34] aiming at better understanding the data coming from the EHT. The intriguing similarities observed between boson stars and regular black holes spur to investigate other horizonless

geometries in order to make out a common pattern.

Appendix A. Calculation details

Appendix A.1. SageMath worksheets

Computation of geometric quantities relative to the metric (10)-(11) have been performed by means of the free computer algebra system SageMath [39], thanks to its tensor calculus part (SageManifolds [40]). The corresponding worksheets are available at the following url's:

- Curvature of the naively extended rotating Hayward metric [Eq. (9)]:
https://cocalc.com/projects/09367c7f-3a39-4079-9d4d-cd59ebdca289/files/Rotating_Hayward_metric_curvature.ipynb
- Curvature of the regular rotating Hayward metric (10) extended to the region $r < 0$ [Fig. 2a & 2b]:
https://cocalc.com/projects/09367c7f-3a39-4079-9d4d-cd59ebdca289/files/rotating_Hayward_metric_ext.ipynb
- Null energy condition in the regular rotating Hayward metric (10) extended to the region $r < 0$ [Fig. 6]:
https://cocalc.com/share/09367c7f-3a39-4079-9d4d-cd59ebdca289/Locally_nonrotating_frames_and_NEC.ipynb?viewer=share
- Expressions of the energy, angular momentum and angular velocity of a test particle in the regular rotating Hayward metric (10) extended to the region $r < 0$; comparison with Toshmatov et al. [17] and Bardeen et al. [30]:
https://cocalc.com/share/09367c7f-3a39-4079-9d4d-cd59ebdca289/Comparison_of_E_L_and_Omega.ipynb?viewer=share
- Stable circular orbits in the regular rotating Hayward metric (10) extended to the region $r < 0$ [Table 1]:
https://cocalc.com/projects/09367c7f-3a39-4079-9d4d-cd59ebdca289/files/Stable_circular_orbits.ipynb

Appendix A.2. Gyoto plugin

A Gyoto metric class has been developed inside GYOTO to obtain all the ray-tracing images displayed in the present paper. It encodes Hayward's regular rotating metric (10) extended to $r < 0$, and boils down to the metric of a Kerr black hole when $b = 0$. This metric class is part of the standard distribution of Gyoto, freely available at <http://gyoto.obspm.fr>.

References

- [1] S. S. Doeleman. Seeing the unseeable. *Nature Astronomy*, 1:646, October 2017.
- [2] R. Abuter *et al.* (Gravity Collaboration). First light for GRAVITY: Phase referencing optical interferometry for the Very Large Telescope Interferometer. *Astronomy & Astrophysics*, 602:A94, June 2017.
- [3] V. Cardoso and L. Gualtieri. Testing the black hole 'no-hair' hypothesis. *Classical and Quantum Gravity*, 33(17):174001, 2016.

- [4] A. D. Ionescu and S. Klainerman. Rigidity results in general relativity: A review. *Surveys in Differential Geometry*, 20(1):123–156, 2015.
- [5] E. Berti *et al.* Testing general relativity with present and future astrophysical observations. *Classical and Quantum Gravity*, 32(24):243001, 2015.
- [6] J. Bardeen. In Tbilisi University Press V.A. Fock *et al.*, editor, *Abstracts of the 5th International Conference on Gravitation and the Theory of Relativity (Tbilisi, USSR)*, page 174, September 1968.
- [7] S. W. Hawking and G. F. R. Ellis. *The large scale structure of space-time*. Cambridge University Press, Cambridge, UK, 1973.
- [8] R. Penrose. Gravitational Collapse and Space-Time Singularities. *Physical Review Letters*, 14(3):57–59, January 1965.
- [9] E. Ayón-Beato and A. García. The Bardeen model as a nonlinear magnetic monopole. *Physics Letters B*, 493(1):149–152, November 2000.
- [10] S. A. Hayward. Formation and Evaporation of Nonsingular Black Holes. *Physical Review Letters*, 96(3):031103, January 2006.
- [11] Z.-Y. Fan. Critical phenomena of regular black holes in anti-de sitter space-time. *The European Physical Journal C*, 77(4):266, Apr 2017.
- [12] Z.-Y. Fan and X. Wang. Construction of regular black holes in general relativity. *Physical Review D*, 94(12):124027, December 2016.
- [13] K. A. Bronnikov. Comment on “Construction of regular black holes in general relativity”. *Physical Review D*, 96(12):128501, December 2017.
- [14] K. A. Bronnikov. Regular magnetic black holes and monopoles from nonlinear electrodynamics. *Physical Review D*, 63(4):044005, January 2001.
- [15] C. Bambi. Testing black hole candidates with electromagnetic radiation. *Reviews of Modern Physics*, 89(2):025001, April 2017.
- [16] C. Bambi and L. Modesto. Rotating regular black holes. *Physics Letters B*, 721(4):329–334, April 2013.
- [17] B. Toshmatov, Z. Stuchlík, and B. Ahmedov. Generic rotating regular black holes in general relativity coupled to nonlinear electrodynamics. *Physical Review D*, 95(8):084037, April 2017.
- [18] B. Toshmatov, Z. Stuchlík, and B. Ahmedov. Note on the character of the generic rotating charged regular black holes in general relativity coupled to nonlinear electrodynamics. *arXiv:1712.04763 [gr-qc]*, December 2017.
- [19] M. E. Rodrigues and E. L. B. Junior. Comment on “Generic rotating regular black holes in general relativity coupled to nonlinear electrodynamics”. *Physical Review D*, 96(12):128502, December 2017.
- [20] R. Torres. Non-singular quantum improved rotating black holes and their maximal extension. *General Relativity and Gravitation*, 49(6):74, May 2017.
- [21] E. Teo. Rotating traversable wormholes. *Physical Review D*, 58(2):024014, June 1998.
- [22] X. Yan Chew, B. Kleihaus, and J. Kunz. Geometry of spinning Ellis wormholes. *Physical Review D*, 94(10):104031, November 2016.
- [23] A. Abdujabbarov, B. Juraev, B. Ahmedov, and Z. Stuchlík. Shadow of rotating wormhole in plasma environment. *Astrophysics and Space Science*, 361:226, July 2016.
- [24] F. H. Vincent, T. Paumard, E. Gourgoulhon, and G. Perrin. GYOTO: a new general relativistic ray-tracing code. *Classical and Quantum Gravity*, 28(22):225011, 2011.
- [25] E. T. Newman and A. I. Janis. Note on the Kerr Spinning-Particle Metric. *Journal of Mathematical Physics*, 6(6):915–917, June 1965.
- [26] R. Torres and F. Fayos. On regular rotating black holes. *General Relativity and Gravitation*, 49(1):2, Nov 2016.
- [27] B. O’Neill. *The geometry of Kerr black holes*. A.K. Peters, Wellesley (MA), 1995. Reprinted by Dover, Mineola (NY), 2014.
- [28] B. Carter. Global Structure of the Kerr Family of Gravitational Fields. *Physical Review*, 174(5):1559–1571, October 1968.
- [29] S. W. Hawking and R. Penrose. The singularities of gravitational collapse and cosmology. *Proc. R.*

- Soc. Lond. A*, 314(1519):529–548, January 1970.
- [30] J. M. Bardeen, William H. Press, and S. A. Teukolsky. Rotating Black Holes: Locally Nonrotating Frames, Energy Extraction, and Scalar Synchrotron Radiation. *The Astrophysical Journal*, 178:347–370, December 1972.
 - [31] Naoki Tsukamoto. Black hole shadow in an asymptotically flat, stationary, and axisymmetric spacetime: The Kerr-Newman and rotating regular black holes. *Physical Review D*, 97(6):064021, March 2018.
 - [32] F. H. Vincent, W. Yan, O. Straub, A. A. Zdziarski, and M. A. Abramowicz. A magnetized torus for modeling Sagittarius A* millimeter images and spectra. *Astronomy & Astrophysics*, 574:A48, 2015.
 - [33] S. S. Doeleman *et al.* Event-horizon-scale structure in the supermassive black hole candidate at the Galactic Centre. *Nature*, 455(7209):78–80, September 2008.
 - [34] F. H. Vincent, E. Gourgoulhon, C. Herdeiro, and E. Radu. Astrophysical imaging of Kerr black holes with scalar hair. *Physical Review D*, 94(8):084045, October 2016.
 - [35] F. H. Vincent, Z. Meliani, P. Grandclément, E. Gourgoulhon, and O. Straub. Imaging a boson star at the Galactic center. *Classical and Quantum Gravity*, 33(10):105015, 2016.
 - [36] K. Hioki and K. Maeda. Measurement of the Kerr spin parameter by observation of a compact object’s shadow. *Physical Review D*, 80(2):024042, July 2009.
 - [37] R. A. Remillard and J. E. McClintock. X-Ray Properties of Black-Hole Binaries. *Annual Review of Astronomy and Astrophysics*, 44:49–92, September 2006.
 - [38] V. P. Frolov and A. Zelnikov. *Introduction to Black Hole Physics*. Oxford University Press, Oxford, UK, 2015.
 - [39] SageMath: <http://www.sagemath.org/>.
 - [40] SageManifolds: <http://sagemanifolds.obspm.fr/>.