

Cooper-Pair Spin Current in a Strontium Ruthenate Heterostructure

Suk Bum Chung,^{1,2,3,*} Se Kwon Kim,^{4,†} Ki Hoon Lee,^{2,3} and Yaroslav Tserkovnyak⁴

¹Department of Physics, University of Seoul, Seoul 02504, Korea

²Center for Correlated Electron Systems, Institute for Basic Science (IBS), Seoul National University, Seoul 08826, Korea

³Department of Physics and Astronomy, Seoul National University, Seoul 08826, Korea

⁴Department of Physics and Astronomy, University of California, Los Angeles, California 90095, USA

It has been recognized that the condensation of spin-triplet Cooper pairs requires not only the broken gauge symmetry but also the spin ordering as well. One consequence of this is the possibility of the Cooper-pair spin current analogous to the magnon spin current in magnetic insulators, the analogy also extending to the existence of the Gilbert damping of the collective spin-triplet dynamics. The recently fabricated heterostructure of the thin film of the itinerant ferromagnet SrRuO₃ on the bulk Sr₂RuO₄, the best-known candidate material for the spin-triplet superconductor, offers a promising platform for generating such spin current. We will show how such heterostructure allows us to not only realize the long-range spin valve but also electrically drive the collective spin mode of the spin-triplet order parameter. Our proposal represents both a new realization of the spin superfluidity and a transport signature of the spin-triplet superconductivity.

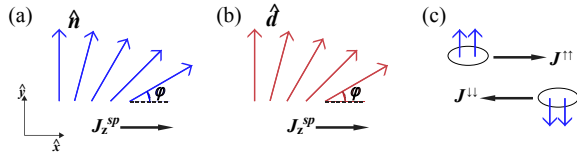


FIG. 1. Schematic illustration of the analogy between the magnetic insulator and the spin-triplet superconductor. (a) The planar spiraling of the magnetic order parameter \hat{n} leads to spin current. (b) The same phenomena occurs for that of the spin component \hat{d} of the spin-triplet superconductor order parameter, (c) the dual picture of which is the counterflow of the spin up-up and down-down pairs.

Introduction: Harnessing spin rather than charge in electronic devices has been a major topic in solid state physics, which not only has been utilized for various memory devices but is also expected to play a key role in processing quantum information [1]. In order for various spin devices to function robustly, the long-range spin transport needs to be achieved. Metallic wires, however, typically do not transport spins beyond the spin-diffusion length due to the single electron spin relaxation [2].

In recent years, it has been shown that the exponential damping can be circumvented in the spin transport via collective magnetic excitations. For example, easy-plane (ferro- and antiferro-)magnetic insulators, as the U(1) order parameter can characterize them, may be considered analogous to the conventional superfluid [3–5]. As Fig. 1 (a) illustrates schematically, the planar spiraling of the magnetic order parameter in such magnetic insulators can give rise to the spin supercurrent, just as the phase gradient of the conventional superfluid gives rise to the mass supercurrent; in this sense these magnetic insulators can be regarded as spin superfluids [6].

Interestingly, there exists a class of superfluids and superconductors which can support both mass and spin supercurrent. Such superfluids and superconductors would

need to involve both spin ordering and gauge symmetry breaking. This occurs in the condensate of both the spin-1 bosons [7] and the spin-triplet Cooper pairs of ³He atoms [8, 9] or electrons [10, 11]; in the latter case, the dissipationless spin current would be carried by the Cooper pairs. While the vortices with spin supercurrent circulation have been observed in all these systems [12, 13], the bulk spin supercurrent has not been detected in the superconductor.

In this Letter, we will show how this existence of spin superfluidity in the spin-triplet superconductor allows not only the long-range spin current but also electrically exciting the spin wave in the bulk. For realizing these phenomena, we propose a two-terminal setup with voltage bias between ferromagnetic metal leads in contact with the spin-triplet superconductor. While the static order-parameter case [14] can be essentially reduced to the Blonder-Tinkham-Klapwijk type formalism [15] for the interfacial transport, here we need to complement it with the appropriate equations of motion for the collective spin dynamics in the superconductor. Recently, a thin film of the itinerant ferromagnet SrRuO₃ has been epitaxially deposited on the bulk Sr₂RuO₄, the best known candidate material for the spin-triplet superconductor [16], yielding, due to their structural compatibility, an atomically smooth and highly conductive interface [17] with a strong Andreev conductance [18]. This makes Sr₂RuO₄ and SrRuO₃ the most suitable candidate materials for the bulk and the leads, respectively, of our setup [19]. For the remainder of this paper, we will first show how the simplest effective spin Hamiltonian for the spin-triplet superconductor and the resulting spin dynamics are analogous to those of the antiferromagnetic insulator; then, we will discuss the magnetoresistance for the DC bias voltage and the coupling between the AC bias voltage and the spin wave.

General considerations: We first point out the close analogy between the spin order parameter of the antifer-

romagnet and the spin-triplet superconductor. Defined

$$i(\mathbf{d} \cdot \boldsymbol{\sigma})\sigma_y = \begin{bmatrix} -d_x + id_y & d_z \\ d_z & d_x + id_y \end{bmatrix} \equiv \begin{bmatrix} \Delta_{\uparrow\uparrow} & \Delta_{\uparrow\downarrow} \\ \Delta_{\downarrow\uparrow} & \Delta_{\downarrow\downarrow} \end{bmatrix}, \quad (1)$$

the \mathbf{d} -vector of the spin-triplet pairing, which parametrizes the Cooper-pair spin state, behaves similarly under spin rotations to the Néel order parameter of an antiferromagnet, i.e., $[S_i(\mathbf{r}), d_j(\mathbf{r}')] = i\hbar\epsilon_{ijk}\delta(\mathbf{r} - \mathbf{r}')d_k(\mathbf{r})$ and $[d_i, d_j] = 0$ for the condensate spin \mathbf{S} (unlike the magnetization, neither the Néel order parameter nor the \mathbf{d} -vector generate the spin rotation in themselves) [8, 9, 11]. Given that the commutation relations establish $\mathbf{S} \times \hat{\mathbf{d}}$ as the conjugate momentum to \mathbf{d} in both cases, it is natural that the simplest effective Hamiltonian for the spin-triplet superconductor $\hat{\mathbf{d}}$ -vector,

$$H = \frac{1}{2} \int d\mathbf{r} [A(\nabla\hat{\mathbf{d}})^2 + K\hat{d}_z^2 + \gamma_e^2\mathbf{S}^2/\chi], \quad (2)$$

where γ_e is the electron gyromagnetic ratio, A the $\hat{\mathbf{d}}$ -vector stiffness, and χ the magnetic susceptibility, should be equivalent to that of the antiferromagnet Néel order parameter, once we identify the $\hat{\mathbf{d}}$ -vector with the Néel order parameter [4]. In the latter, antiferromagnetic case, a (xy) planar texture of the orientational order parameter $\hat{\mathbf{n}} \rightarrow (\cos\phi, \sin\phi, 0)$ is associated with a collective (z -polarized) spin current $J_z \propto \mathbf{z} \cdot \hat{\mathbf{n}} \times \partial_i \hat{\mathbf{n}} \rightarrow \partial_i \phi$ flowing in the i th direction. While this extends directly to our spin-triplet case, Eq. (1) gives the intuitive dual picture of Fig. 1 (c) for the planar spiraling of the \mathbf{d} -vector, i.e., $\hat{\mathbf{d}} = (\cos\alpha, \sin\alpha, 0)$. Namely, as the phase of $\Delta_{\uparrow\uparrow}$ ($\Delta_{\downarrow\downarrow}$) is given by $\phi_c \mp \alpha$ (where ϕ_c is the overall phase of the superconductor), the spiraling of the \mathbf{d} -vector on the xy plane as shown in Fig. 1 (b), or the gradient of α , would imply the counterflow of the spin up-up and down-down pairs. The resultant (z -polarized) spin current is $\propto -\nabla\alpha$. Given the same commutation relation and the same effective Hamiltonian, it is natural that, in absence of dissipation, the equations of motion for these two cases, the Leggett equations the $\hat{\mathbf{d}}$ -vector [8, 9, 20] and the Landau-Lifshitz type equation for the Néel order parameter, are identical.

We further argue that both cases have the same phenomenological form of dissipation as well. For the case of the Néel order parameter $\hat{\mathbf{n}}$, such dissipation, $\propto \alpha(\partial_t \hat{\mathbf{n}})^2$, known generally as Gilbert damping for collective magnetic dynamics, has been understood phenomenologically [4, 21, 22]. That such dissipation has not been featured in the 3He superfluid literature can be attributed not to the intrinsic nature of the spin-triplet pairing but rather to the very weak relativistic spin-orbit coupling of the 3He atoms originating solely from the nuclear dipole-dipole interaction [8]. In contrast, electrons in Sr_2RuO_4 are subject to the Ru atomic spin-orbit coupling [23] estimated to be of order 0.1 eV [24]. In this work, we will

consider the decay rate of $\alpha n \hbar \gamma_e^2 / \chi$ for the condensate spin, the addition of which makes the Leggett equations of motion for spin [25] equivalent to the Landau-Lifshitz-Gilbert type equations for antiferromagnets:

$$\begin{aligned} \partial_t \hat{\mathbf{d}} &= -\hat{\mathbf{d}} \times \frac{\gamma_e^2}{\chi} \mathbf{S}, \\ \partial_t \mathbf{S} &= \hat{\mathbf{d}} \times (A\nabla^2 \hat{\mathbf{d}} - K\hat{d}_z \hat{\mathbf{z}} - \alpha n \hbar \partial_t \hat{\mathbf{d}}), \end{aligned} \quad (3)$$

where α is the dimensionless Gilbert damping parameter and n the Cooper-pair density. This set of equations shows how the effective Hamiltonian of Eq. (2) provides the simplest method for considering the local $\hat{\mathbf{d}}$ -vector dynamics, including the spin-wave excitation and the collective dissipation.

For the boundary conditions, at the interface between the ferromagnetic lead and the spin-triplet superconductor, we consider a two-channel interface conductance due to the spins aligned or anti-aligned to the lead magnetization. We note, in this regard, that the SrRuO_3 thin film has a very high transport spin polarization, with a 3-to-1 ratio between the majority and minority spin channels [26–28], while the magnetization gets enhanced in the heterostructure [17]. In this Letter, for the sake of simplicity, we shall only consider the case where the lead magnetizations are collinear. Furthermore, the \mathbf{d} -vector of the bulk spin-triplet superconductor will be taken to be perpendicular to the lead magnetization, i.e., the Cooper pairs are equal-spin paired along the quantization axis parallel to the magnetization; it has been claimed for the Sr_2RuO_4 superconductor, based on the c -axis NMR measurement, that its \mathbf{d} -vector can be rotated into the ab -plane by applying magnetic field larger than 200 G [29], well below the upper critical field.

Long-range spin valve: The simplest physics that can arise in our two-terminal setup is the spin-valve magnetoresistance due to the relative alignment of the leads. We consider the case where the spin-triplet superconductor has the easy-plane anisotropy, that is, $K > 0$ in Eq. (2), while the lead magnetization is perpendicular to this plane; as already mentioned, the former can be realized for the $\text{SrRuO}_3/\text{Sr}_2\text{RuO}_4$ heterostructure by applying a ≥ 200 G field along the c -axis. In this case, we can take \hat{d}_z to be a small parameter in $\hat{\mathbf{d}} = (\sqrt{1 - \hat{d}_z^2} \cos\phi_z, \sqrt{1 - \hat{d}_z^2} \sin\phi_z, \hat{d}_z)$ and $|S_{x,y}| \ll |S_z|$. In such a case, $[\phi_z(\mathbf{r}), S_z(\mathbf{r}')] = i\hbar\delta(\mathbf{r} - \mathbf{r}')$ gives us the conjugate pair, leading to the equations of motion

$$\partial_t \phi_z = \frac{\gamma_e^2}{\chi} S_z, \quad \partial_t S_z = A\nabla^2 \phi_z - \alpha n \hbar \partial_t \phi_z, \quad (4)$$

where the first equation is a spin analogue of the Josephson relation and the second is the spin continuity equation with the relaxation term. Note that we measure S_z with respect to its equilibrium value. One confirms the condensate spin imbalance relaxation time to be

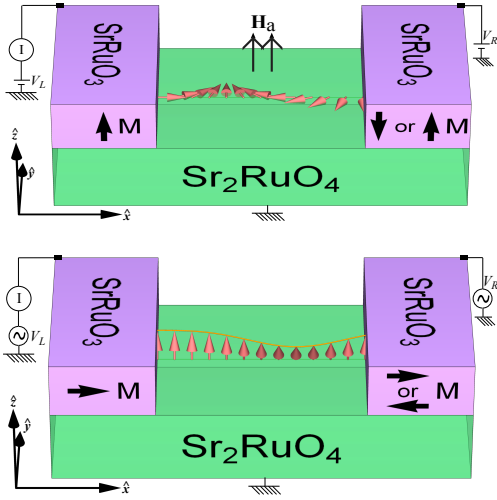


FIG. 2. The setup for the DC voltage bias for the spin valve (upper) and the AC bias voltage for the spin-wave detection (lower), where $\hat{x}, \hat{y}, \hat{z}$ coincide with the crystalline a, b, c -axes, respectively. For the upper figure, the lead magnetization is along the c -axis, with the applied magnetic field $H_a \geq 200$ G along the c -axis giving us the easy plane \mathbf{d} -vector configuration on the ab -plane, hence the spiraling in the ab -plane. For the lower figure, the lead magnetization is along the a -axis; as the easy-axis \mathbf{d} -vector anisotropy favors the alignment along the c -axis, in the absence of an applied field, the AC bias voltage gives us the low-frequency standing wave of the \mathbf{d} -vector oscillating around the c -axis in the bc -plane.

$\chi/\alpha n \hbar \gamma_e^2$ from Eq. (4) through deriving $\partial_t S_z + \nabla \cdot \mathbf{J}_z^{sp} = -\alpha n \hbar \gamma_e^2 S_z / \chi$, where $\mathbf{J}_z^{sp} = -A \nabla \phi_z$. It is also important to note here that the magnitude of the d -vector anisotropy K has no effect on the in-plane d -vector precession, which allows us to ignore the fact that our applied field gives us the Abrisokov vortices in the spin-triplet superconductor and hence a non-uniform K .

We consider the spin-up current and the spin-down current to be independent at the interface:

$$I_{L,R}^\sigma = \pm g_{L,R}^{\sigma\sigma} (V_{L,R} - \hbar \partial_t \varphi_\sigma / 2e), \quad (5)$$

where $g_{L,R}^{\sigma\sigma}$'s are the conductances for the σ -spin, $I_{L,R}$ the σ -spin current into (out of) the left (right) lead, and $V_{L,R}$ the bias voltage of the left (right) lead; this is due to the spin-triplet superconductor having the equal spin pairing axis collinear with the lead magnetization and taking $g^{\uparrow\downarrow} = 0$. From Eq. (1), we see that the overall (or charge) phase of the superconductor is given by the average of the spin up-up and the spin down-down condensate phase, $\phi_c = \sum_\sigma \varphi_\sigma / 2$, while ϕ_z of Eq. (4) is given by $\phi_z = \sum_\sigma \sigma \varphi_\sigma / 2$. We are interested here in the steady-state solution, i.e., $\partial_t \varphi_\sigma = \text{const}$, for which we define the constant precession rate of $\omega_c \equiv \sum_\sigma \partial_t \varphi_\sigma / 2$ for the overall phase ϕ_c and $\Omega_s \equiv \sum_\sigma \sigma \partial_t \varphi_\sigma / 2$ for ϕ_z . For such solution, the following continuity conditions can be ap-

plied to the charge and spin supercurrents, respectively:

$$\sum_\sigma (I_L^\sigma - I_R^\sigma) = 0, \quad \sum_\sigma \sigma (I_L^\sigma - I_R^\sigma) = 2\alpha n e \Omega_s S L \quad (6)$$

(S is the bulk cross section area and L the spacing between the two leads), the former from the charge conservation and the latter from applying the steady-state condition on Eq. (4), along with the spin current loss $\propto \alpha L$ in the superconductor.

The current through the Sr_2RuO_4 bulk can be obtained from the interface boundary conditions and the continuity conditions above, with the larger magnitude for the parallel magnetization than the antiparallel magnetization. We define the total conductance $g_{L,R} \equiv \sum_\sigma g_{L,R}^{\sigma\sigma}$ and the conductance polarization $p_{L,R} \equiv \sum_\sigma \sigma g_{L,R}^{\sigma\sigma} / g_{L,R}$, which defines the relevant transport spin polarization. Applying the continuity conditions Eq. (6) on the interface boundary conditions Eq. (5) and setting $V_L = -V_R = V/2$, we obtain

$$\begin{pmatrix} g_L + g_R & p_L g_L + p_R g_R \\ p_L g_L + p_R g_R & g_L + g_R + g_\alpha \end{pmatrix} \begin{pmatrix} \omega_c \\ \Omega_s \end{pmatrix} = \frac{eV}{\hbar} \begin{pmatrix} g_L - g_R \\ p_L g_L - p_R g_R \end{pmatrix}, \quad (7)$$

where $g_\alpha \equiv \frac{4\alpha n e^2 S L}{\hbar}$. We can now obtain the dependence of the charge current on the conductance polarization:

$$I^c = \sum_\sigma I^\sigma = I_0 \left[1 - \frac{g_L g_R (p_L - p_R)^2}{(g_L + g_R)(g_L + g_R + g_\alpha) - (p_L g_L + p_R g_R)^2} \right], \quad (8)$$

where $I_0 \equiv g_L g_R V / (g_L + g_R)$. Note that I^c is maximized at $p_L = p_R$, when the steady-state angle ϕ_z remains static. Different spin polarizations at the two ends, on the other hand, would trigger spin dynamics and result in a nonzero dissipation rate of $R = \frac{1}{2} \alpha n \hbar \Omega_s^2 = R_0 (1 - I^c / I_0)^2 / (p_L - p_R)^2$ per volume of the superconducting bulk, where $R_0 = 8\alpha n (eV)^2 / \hbar$. Given that $p_{L,R}$ change sign on the magnetization reversal, the above results effectively give us the spin-valve magnetoresistance of our heterostructure, i.e., a larger conductance for the parallel magnetizations than for the antiparallel. Any effect that the spin-triplet pairing may have on the magnetization, hence the conductance polarization, can be ignored when the Curie temperature of SrRuO_3 ($\sim 160\text{K}$) [30] is two orders of magnitude higher than the superconducting critical temperature ($\sim 1.5\text{K}$) Sr_2RuO_4 .

We emphasize that the above magnetoresistance result is obtained solely for the current carried by Cooper pairs. At a finite-temperature, quasiparticle contribution would generally result in an exponentially-decaying magnetoresistance, negligible for the lead spacing beyond the spin-diffusion length. By contrast, the current of Eq. (8), which is carried by the Cooper pairs, gives us the $\sim 1/L$ behavior for the large spacing limit. Therefore, any magnetoresistance beyond the quasiparticle spin-diffusion length should arise only below the superconducting transition at T_c , upon the emergence of

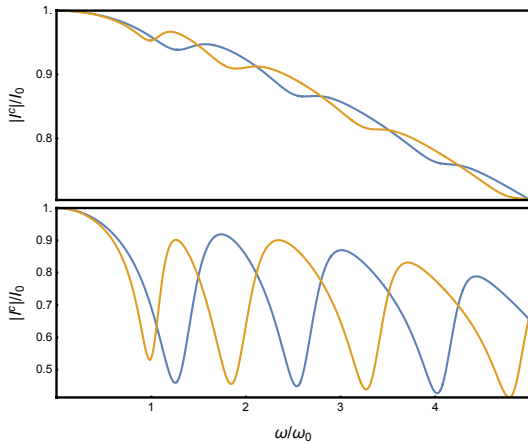


FIG. 3. Charge current versus frequency plotted for $\tilde{g} = 0.5$, $\tilde{L} = 2$, $\Gamma/\omega_0 = 0.1$ and $\tilde{A} = 0.2$, with the orange curve representing $p_L = p_R = p$ and the blue $p_L = -p_R = p$. Note that $p = 0.8$ for the top plot and $p = 0.2$ for the bottom plot.

a Cooper-pair condensate. For our $\text{Sr}_2\text{RuO}_4 / \text{SrRuO}_3$ heterostructure, detection of magnetoresistance in the superconducting state for the lead spacing larger than the Sr_2RuO_4 spin-diffusion length can be taken as a transport evidence for the spin-triplet superconductivity. The value of the spin-diffusion length itself can be extracted by measuring the exponential decay of the (normal) magnetoresistance, both above and below the transition.

Electrically driven spin collective mode: For the case of the easy-axis anisotropy of the \mathbf{d} -vector, hence $K < 0$ in Eq. (2), the spin collective excitation of the Cooper pairs [8, 9, 31, 32] will modify the supercurrent transport under the AC bias voltage. We shall still continue to consider the case where Eq. (5) would be valid, i.e., the equal spin pairing axis of the spin-triplet superconductor collinear to the lead magnetizations. One way to satisfy this condition would be to have the lead magnetizations collinear to the a -axis, with no applied magnetic field; that would leave the a -axis as the equal spin pairing axis, with the \mathbf{d} -vector moving on the the bc -plane. The equations of motion, corresponding to spin injection polarized along the x -direction, are then modified to

$$\partial_t \phi_x = \frac{\gamma_e^2}{\chi} S_x, \quad \partial_t S_x = A \nabla^2 \phi_x - \omega_0^2 \frac{\chi}{\gamma_e^2} \cos \phi_x \sin \phi_x - \alpha \hbar \partial_t \phi_x, \quad (9)$$

where ϕ_x is conjugate to S_x and $\omega_0^2 \equiv |K| \gamma_e^2 / \chi$ is the spin-wave energy gap. For the AC voltage bias $V = V_0 \exp(-i\omega t)$, the steady-state solution for the

spin phase $\phi_x(x, t) = f(x) \exp(-i\omega t)$ and the charge phase $\phi_c(x, t) = g(x) \exp(-i\omega t)$ behave differently, focusing on the frequencies far below the plasma frequency. Hence the spin equations of motion Eq. (9) gives us $f(x) = C_+ \cosh \kappa x + C_- \sinh \kappa x$, where $v^2 \kappa^2 = \omega^2 - \omega_0^2 - i\omega \Gamma$, with $v \equiv \gamma_e \sqrt{A/\chi}$ (the \mathbf{d} -vector stiffness A defined in Eq. (2)) being the spin-wave velocity and $\Gamma \equiv \alpha \hbar \gamma_e^2 / \chi$ the damping rate. By contrast, the charge current $J^c(x, t) = -\rho \partial_x \phi_c$, where ρ is the ϕ_c stiffness, should be uniform, which means we can set $\phi_c(x, t) = \text{const.} - x(J_0^c/\rho) \exp(-i\omega t)$, with a constant J_0^c . By imposing consistency between the current obtained from the boundary conditions of Eq. (5) and the dynamics of Eq. (9), we can solve for J_0^c and C_{\pm} ; Fig. 3 shows the numerical results for $I^c = J_0^c S$ for the case of both $p_L = p_R$ and $p_L = -p_R$.

Our numerical results show that magnetoresistance becomes significant at $\omega \gtrsim \omega_0$, where the collective spin mode of the Cooper pairs is activated. For simplicity we have set $g_L = g_R = g$ and used the dimensionless parameters $\tilde{g} \equiv g \hbar v / 2eA$, $\tilde{L} \equiv \omega_0 L / 2v$, and $\tilde{A} = A/\rho$. For $\omega < \omega_0$, in addition to barely noticeable magnetoresistance, the charge current amplitude does not oscillate with frequency; it remains close to the DC value I_0 , which contrasts with the complete transport suppression obtained for the magnetic insulator [3]. In contrast, for $\omega > \omega_0$, we see an oscillation with the ω/ω_0 period of about π/\tilde{L} , where the current amplitude maxima for the antiparallel lead magnetization occur at the current amplitude minima for the parallel lead magnetization and vice versa. As in the ferromagnetic insulator [3], we expect that for $\tilde{L} \ll 1$ (while L is still larger than the quasiparticle spin-diffusion length), the magnetoresistance of Eq. (8) is recovered for the static bias, i.e., $\omega \rightarrow 0$.

We point out that the detection of the oscillation shown in Fig. 3 would determine the yet-unknown energy parameters for the spin-triplet pairing of Sr_2RuO_4 . From the effective Hamiltonian of Eq. (2), if we had known accurately the field H_c along the c -axis that would exactly restore the \mathbf{d} -vector isotropy, the gap frequency ω_0 should be just the electron Larmor frequency of this field from the spin equations of motion of Eq. (9). However, we know no more than the upper bound $H_c < 200$ G, hence only $\omega_0 < \gamma_e \times 200$ G = 3.5 GHz, while the AC bias experiment, as shown in in Fig. 3, would allow us to definitely identify the spin collective mode gap.

Conclusion and discussion: We have studied the DC and AC current transport between the itinerant ferromagnetic lead with collinear magnetization through the spin-triplet superconductor. We showed here that magnetoresistance can arise for both cases due to the Cooper-pair spin transport. For the DC bias, the persistence of magnetoresistance for the lead spacing larger than the quasiparticle spin-diffusion length can be taken as a transport evidence for the spin-triplet pairing. For the AC bias, the activation of magnetoresistance and

frequency dependent oscillation above the threshold frequency will allow us to determine the spin anisotropy energy scale. All together, our work shows both a new realization of the spin superfluidity and a transport signature of the spin-triplet superconductivity. The recently fabricated SrRuO₃/Sr₂RuO₄ heterostructure provides a promising experimental setup.

Acknowledgement: We would like to thank Young Jun Chang, Bongju Kim, Han Gyeol Lee, Seung Ran Lee, Yoshiteru Maeno, Tae Won Noh, S. Raghu, Manfred Sigrist and So Takei for sharing their insights. The hospitalities of Natal International Institute for Physics during the workshop “Collective Spin Transport in Electrical Insulators” (S.B.C. and Y.T.) and of Kyoto University during the workshop “Oxide Superspin 2017” (S.B.C.), where parts of this work has been completed, are gratefully acknowledged. This research was supported by IBS-R009-Y1 (S.B.C. and K.H.L.), and United States Army Research Office under Contract No. W911NF-14-1-0016 (S.K.K. and Y.T.).

* sbchung0@uos.ac.kr

† evol@physics.ucla.edu

- [1] S. A. Wolf, D. D. Awschalom, R. A. Buhrman, J. M. Daughton, S. von Molnár, M. L. Roukes, A. Y. Chtchelkanova, and D. M. Treger, *Science* **294**, 1488 (2001).
- [2] J. Bass and W. P. P. Jr, *Journal of Physics: Condensed Matter* **19**, 183201 (2007).
- [3] S. Takei and Y. Tserkovnyak, *Phys. Rev. Lett.* **112**, 227201 (2014).
- [4] S. Takei, B. I. Halperin, A. Yacoby, and Y. Tserkovnyak, *Phys. Rev. B* **90**, 094408 (2014).
- [5] H. Chen, A. D. Kent, A. H. MacDonald, and I. Sodemann, *Phys. Rev. B* **90**, 220401 (2014).
- [6] E. B. Sonin, *Sov. Phys. JETP* **47**, 1091 (1978); *Adv. Phys.* **59**, 181 (2010).
- [7] D. M. Stamper-Kurn and M. Ueda, *Rev. Mod. Phys.* **85**, 1191 (2013).
- [8] A. J. Leggett, *Rev. Mod. Phys.* **47**, 331 (1975).
- [9] D. Vollhardt and P. Wölfle, *The Superfluid Phases of Helium 3* (Taylor and Francis, USA, 1990).
- [10] M. Sigrist and K. Ueda, *Rev. Mod. Phys.* **63**, 239 (1991).
- [11] A. P. Mackenzie and Y. Maeno, *Rev. Mod. Phys.* **75**, 657 (2003).
- [12] J. Jang, D. G. Ferguson, V. Vakaryuk, R. Budakian, S. B. Chung, P. M. Goldbart, and Y. Maeno, *Science* **331**, 186 (2011).
- [13] S. W. Seo *et al.*, *Phys. Rev. Lett.* **115**, 015301 (2015); S. Autti *et al.*, *ibid.* **115**, 015301 (2015).
- [14] F. Romeo and R. Citro, *Phys. Rev. Lett.* **111**, 226801 (2013).
- [15] G. E. Blonder, M. Tinkham, and T. M. Klapwijk, *Phys. Rev. B* **25**, 4515 (1982).
- [16] K. Ishida *et al.*, *Nature (London)* **396**, 658 (1998); J. A. Duffy *et al.*, *Phys. Rev. Lett.* **85**, 5412 (2000); K. D. Nelson *et al.*, *Science* **306**, 1151 (2004); F. Kidwingira *et al.*, *ibid.* **314**, 1267 (2006).
- [17] M. S. Anwar, Y. J. Shin, S. R. Lee, S. J. Kang, Y. Sugimoto, S. Yonezawa, T. W. Noh, and Y. Maeno, *Appl. Phys. Express* **8**, 015502 (2015).
- [18] M. S. Anwar, S. R. Lee, R. Ishiguro, Y. Sugimoto, Y. Tano, S. J. Kang, Y. J. Shin, S. Yonezawa, D. Manske, H. Takayanagi, T. W. Noh, and Y. Maeno, *Nat. Commun.* **7**, 13220 (2016).
- [19] LCMO is one possible substitute for SrRuO₃.
- [20] A. J. Leggett, *Ann. Phys. (NY)* **85**, 11 (1974); C. M. Varma and N. R. Werthamer, *Phys. Rev. A* **9**, 1465 (1974).
- [21] K. M. D. Hals, Y. Tserkovnyak, and A. Brataas, *Phys. Rev. Lett.* **106**, 107206 (2011).
- [22] S. K. Kim, Y. Tserkovnyak, and O. Tchernyshyov, *Phys. Rev. B* **90**, 104406 (2014).
- [23] Given the effect of the chemical potential on the magnitude of the orbital hybridization induced by the Ru spin-orbit coupling at the Fermi surface, a strong electron density nonuniformity may affect the spin relaxation of the Cooper-pair condensate.
- [24] M. W. Haverkort *et al.*, *Phys. Rev. Lett* **101**, 026406 (2008); G.-Q. Liu *et al. ibid.* **101**, 026408 (2008).
- [25] Following [33], we leave out in this work for simplicity any possible complications in Sr₂RuO₄ due to the orbital degrees of freedom [32, 34, 35].
- [26] B. Nadgorny, M. S. Osofsky, D. J. Singh, G. T. Woods, R. J. S. Jr., M. K. Lee, S. D. Bu, and C. B. Eom, *Appl. Phys. Lett.* **82**, 427 (2003).
- [27] P. Raychaudhuri, A. P. Mackenzie, J. W. Reiner, and M. R. Beasley, *Phys. Rev. B* **67**, 020411 (2003).
- [28] M. Shiga, N. Nishimura, Y. Inagaki, T. Kawae, H. Kambara, and K. Tenya, *J. Phys.: Conf. Series* **807**, 082001 (2017).
- [29] H. Murakawa, K. Ishida, K. Kitagawa, Z. Q. Mao, and Y. Maeno, *Phys. Rev. Lett.* **93**, 167004 (2004).
- [30] G. Koster, L. Klein, W. Siemons, G. Rijnders, J. S. Dodge, C.-B. Eom, D. H. A. Blank, and M. R. Beasley, *Rev. Mod. Phys.* **84**, 253 (2012).
- [31] L. Tewordt, *Phys. Rev. Lett* **83**, 1007 (1999); H.-Y. Kee, Y.-B. Kim, and K. Maki, *Phys. Rev. B* **61**, 3584 (2000); D. Fay and L. Tewordt, *ibid.* **62**, 4036 (2000); S. Higashitani and K. Nagai, *Physica B* **284-288**, 539 (2000).
- [32] S. B. Chung, S. Raghu, A. Kapitulnik, and S. A. Kivelson, *Phys. Rev. B* **86**, 064525 (2012).
- [33] S. B. Chung, H. Bluhm, and E.-A. Kim, *Phys. Rev. Lett.* **99**, 197002 (2007).
- [34] J. A. Sauls, H. Wu, and S. B. Chung, *Frontiers in Physics* **3**, 36 (2015).
- [35] W. Huang, T. Scaffidi, M. Sigrist, and C. Kallin, *Phys. Rev. B* **94**, 064508 (2016).