

Promoting cooperation by reputation-driven group formation

Han-Xin Yang¹ and Zhen Wang^{2,3}

¹Department of Physics, Fuzhou University, Fuzhou 350116, China

²Qingdao University, Qingdao, Shandong, 266071, China

³Interdisciplinary Graduate School of Engineering Sciences, Kyushu University, Kasuga-koen, Kasuga-shi, Fukuoka 816-8580, Japan

Abstract. In previous studies of spatial public goods game, each player is able to establish a group. However, in real life, some players cannot successfully organize groups for various reasons. In this paper, we propose a mechanism of reputation-driven group formation, in which groups can only be organized by players whose reputation reaches or exceeds a threshold. We define a player's reputation as the frequency of cooperation in the last T time steps. We find that the highest cooperation level can be obtained when groups are only established by pure cooperators who always cooperate in the last T time steps. Effects of the memory length T on cooperation are also studied.

PACS numbers: 02.50.Le, 87.23.Kg, 87.23.Ge

Contents

1	Introduction	2
2	Model	3
3	Main results and Analysis	4
4	Conclusions	9

1. Introduction

Cooperation is widely existent in human society and animal world [1]. Understanding the emergence of cooperation among selfish individuals remains to be an interesting problem. So far, evolutionary game theory has provided a powerful mathematical framework to address this problem [2]. Researchers have proposed various game models, among which the public goods game (PGG) has been a prevailing paradigm [3].

Due to the rapid development of complex networks [4], the PGG and other evolutionary game models have been extensively studied in various kinds of structured populations [5, 6, 7], including regular lattices [8, 9, 10, 11, 12], random graphs [13], scale-free networks [14, 15, 16, 17] and dynamic networks [18, 19, 20, 21, 22, 23]. Network structure helps cooperators survive through the formation of clusters. Within clusters, cooperators can assist each other and benefits of mutual cooperation outweigh losses against defector.

Apart from network reciprocity, a number of mechanisms have been discovered that facilitate cooperation. Szabó and Hauert have studied the voluntary participation and found that the presence of loners leads to a cyclic dominance of the strategies [24]. Szolnoki and Szabó have found that inhomogeneous activity can promote cooperation [25]. Perc and Szolnoki have shown that social diversity is an efficient promoter of cooperation [26]. Szolnoki and Perc have considered that the collective benefits of group membership can only be harvested if the fraction of cooperators within the group, i.e., their criticalmass, exceeds a threshold value [27]. Perc and Wang have found that heterogeneous aspirations promote cooperation [28]. Xia *et. al.* have revealed the dynamic instability of cooperation due to diverse activity patterns [29]. Szolnoki and Perc have found that conformity enhances network reciprocity in evolutionary social dilemmas [30]. Chen and Szolnoki have found that individual wealth-based selection supports cooperation in spatial public goods games [31].

In the spatial PGG, each group is composed of a focal player and all its nearest neighbors. Thus, for a given network, the number of different PGG groups is equal to the network size. In the previous studies, each PGG group is assumed to be existent all the time and each player is always involved in several independent groups which are determined by the interaction graph. However, in real life, not all groups can be successfully organized and players are reluctant to participate in some groups for various

reasons. Very recently, Szolnoki and Chen proposed a model where only those players whose previous payoff exceeds a threshold level can establish a PGG group [32]. They demonstrated that a carefully chosen threshold to establish PGG group could efficiently improve the cooperation level.

Motivated by the pioneering work of Szolnoki and Chen, in this paper we propose a reputation-driven group formation mechanism where PGG groups are organized by players whose reputation reaches or exceeds a threshold. A player's reputation is defined as the frequency of cooperation in the past few time steps. We find that cooperation can be greatly promoted when PGG groups are established by high-reputation players.

2. Model

Our model is described as follows.

Players are located on a $L \times L$ square lattice with periodic boundary conditions. Each PGG group is composed of a focal player and its four neighbors. Thus the size of each PGG group is five. A player i may participate in five different PGG groups organized by i and its four neighbors respectively.

At each time step, every cooperator contributes a unit cost to each involved PGG group. Defectors invest nothing. The total cost of a group is multiplied by a factor, and is then redistributed uniformly to all the five players in this group. We denote i 's strategy at time t as $s_i(t) = 1$ for cooperation and $s_i(t) = 0$ for defection. At time t , the payoff that player i gains from the group organized by player j is

$$\Pi_i^j(t) = -s_i(t) + \frac{r}{5} \sum_{x=0}^4 s_x(t), \quad (1)$$

where $x = 0$ stands for player j , $x > 0$ represent the neighbors of j and r is the multiplication factor. The total payoff of the player i at t is calculated by

$$P_i(t) = \sum_{j \in \Omega_i} \Delta_j(t) \Pi_i^j(t), \quad (2)$$

where Ω_i denotes the community of neighbors of i and itself, $\Delta_j(t) = 1$ if player j 's reputation $R_j(t)$ reaches or exceeds a threshold H otherwise $\Delta_j(t) = 0$. The reputation of a player i at time t is defined as the frequency of cooperation in the last T time steps, that is

$$R_i(t) = \frac{\sum_{m=1}^T s_i(t-m)}{T}. \quad (3)$$

We set $R_i(0) = 1$ so that initially ($t = 0$) all players can organized PGG groups. When the reputation threshold $H = 0$, our model is reverted to the original model in which players can organized PGG groups all the time. Initially, cooperators and defectors are randomly distributed with the equal probability 0.5. After each time step, all individuals synchronously update their strategies as follows. Each individual i randomly chooses a neighbor j and adopts the neighbor j 's strategy with the probability:

$$W[s_i(t+1) \leftarrow s_j(t)] = \frac{1}{1 + e^{[(P_i(t) - P_j(t))/K]}}, \quad (4)$$

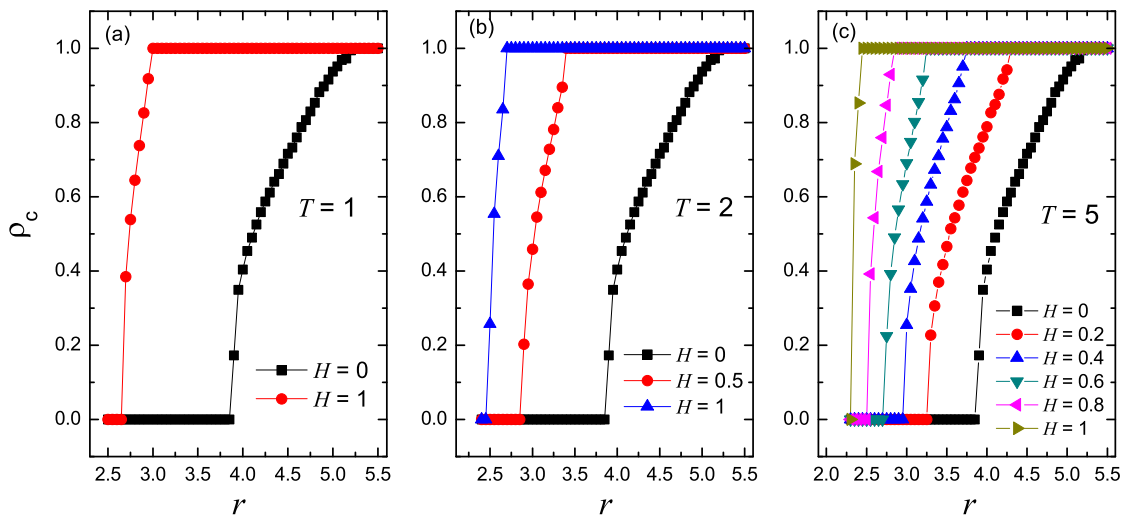


Figure 1. (Color online) The fraction of cooperators ρ_c as a function of the multiplication factor r for different values of the reputation threshold H . The memory length T is 2, 3, 5 for (a), (b), (c) respectively. For each value of T , ρ_c reaches the highest when $H = 1$, indicating that cooperation is best promoted when PGG groups can only be organized by pure cooperators who always cooperate in the last T time steps.

where K characterizes the noise introduced to permit irrational choices [33].

3. Main results and Analysis

We assume that players occupy nodes on a 100×100 square lattice and the noise $K = 0.5$. Players can be divided into four types: C_s (D_s) denotes cooperators (defectors) who successfully organize PGG groups, and C_f (D_f) denotes cooperators (defectors) who fail to organize PGG groups. The key quantity for characterizing the cooperative behavior of the system is the fraction of cooperators (including C_s and C_f) ρ_c in the steady state. In all simulations below, ρ_c is obtained by averaging over the last 5,000 time steps of the entire 50,000 time steps. Each data is obtained by averaging over 50 different realizations.

Figure 1 shows the fraction of cooperators ρ_c as a function of the multiplication factor r for different values of the reputation threshold H . From Fig. 1, we can see that for any given value of H , ρ_c increases from 0 to 1 as r increases. In Fig. 2, we plot the full $r - H$ phase diagram for the memory length $T = 5$. There are regions: full cooperators (C), full defectors (D), and the coexistence of cooperators and defectors ($C + D$). One can find that the region of $C + D$ phase becomes very narrow as the reputation threshold H increases. This phenomenon indicates that the phase transition from full D to the coexistence of $C + D$ is discontinuous when H and T is very large.

Figure 3 shows the fraction of cooperators ρ_c as a function of the reputation threshold H for different values of the memory length T when the multiplication factor

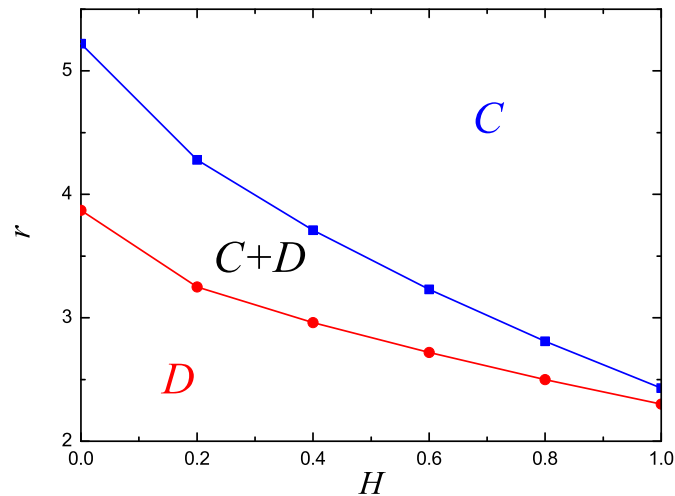


Figure 2. (Color online) Full $r - H$ phase diagram for the memory length $T = 5$. There are three phases: full cooperators (C), full defectors (D), and the coexistence of cooperators and defectors ($C + D$). As H increases, the region for $C + D$ phase becomes narrower.

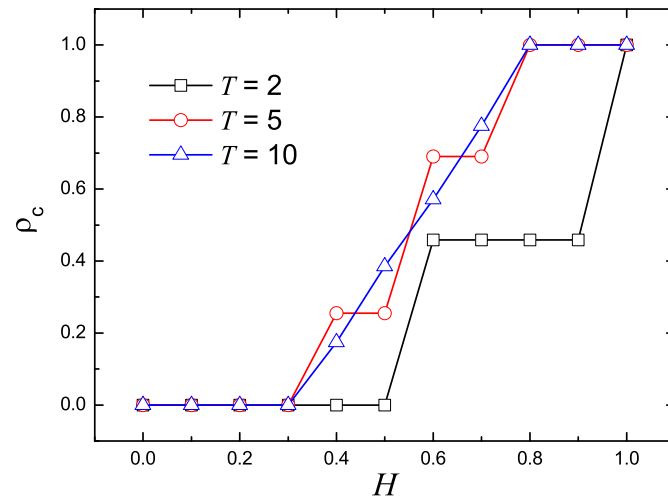


Figure 3. (Color online) The fraction of cooperators ρ_c as a function of the reputation threshold H for different values of the memory length T . The multiplication factor $r = 3$. For each value of T , ρ_c increases with H .

$r = 3$. For fixed values of the multiplication factor r and the memory length T , ρ_c increases with H , indicating that cooperation is best promoted when PGG groups can only be organized by pure cooperators who always cooperate in the last T time steps. Since some groups may not be organized, it is necessary for us to investigate whether higher cooperation level brings higher payoff. Figure 4 shows the average payoff of players $\langle P \rangle$ in the steady state as a function of the reputation threshold H for different values of the multiplication factor r . One can see that for each value of r , $\langle P \rangle$ increases with H , manifesting that the average payoff is positively related with the cooperation

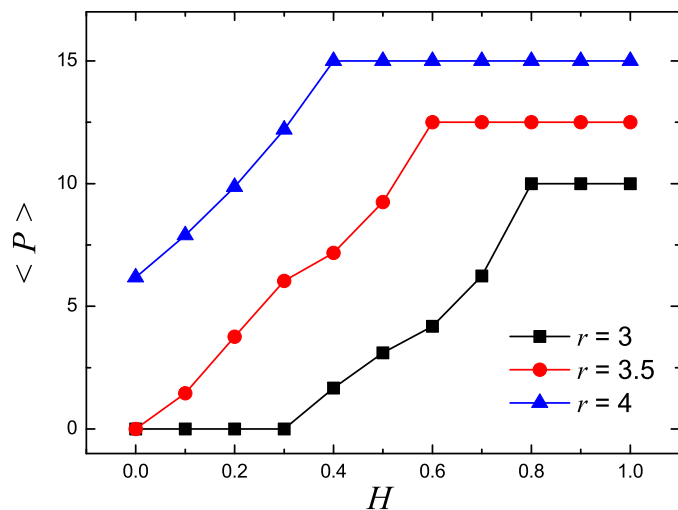


Figure 4. (Color online) The average payoff of players $\langle P \rangle$ in the steady state as a function of the reputation threshold H for different values of the multiplication factor r . The memory length $T = 10$. For each value of r , $\langle P \rangle$ increases with H .

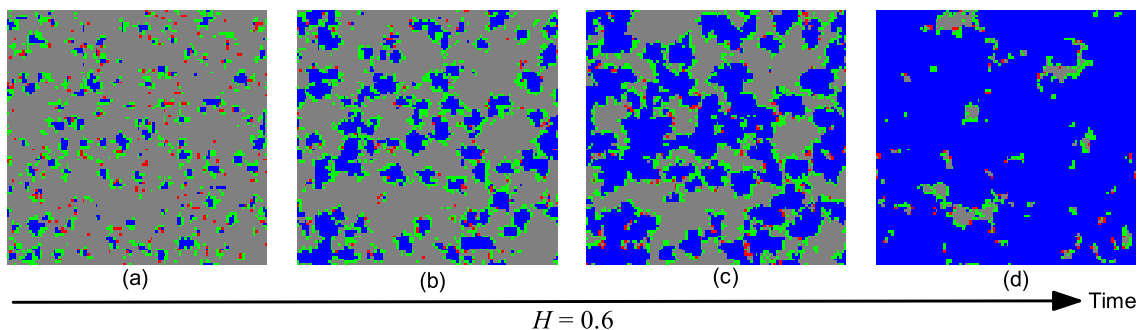


Figure 5. (Color online) Snapshots of typical distributions of four types of players at different time steps t when the reputation threshold $H = 0.6$, the multiplication factor $r = 3.5$ and the memory length $T = 5$. Successful cooperators (C_s) are marked by blue, whereas failed cooperators (C_f) are denoted by green. Successful defectors (D_s) are marked by red and failed defectors (D_f) are denoted by gray. The time step is $t = 5, 15, 25$ and 50 for (a)-(d) respectively. In the case of high threshold value, C_f players form a protective layer around C_s clusters, which reduces payoffs of external defectors.

level in our model.

To intuitively understand the mechanism of cooperation enhancement through reputation-driven group formation, we plot the spatial distribution of players at different time steps for the reputation threshold $H = 0.6$ [see Fig. 5] and $H = 0.2$ [see Fig. 6] respectively.

For the high threshold value (e.g., $H = 0.6$), most of players become D_f players in the early evolution [see Fig. 5(a)]. As time evolves, C_s players form some compact clusters [see Fig. 5(b)] and C_s clusters continually expand [see Figs. 5(c) and (d)]. Finally, C_s players occupy the whole system (results are not shown here). Because of

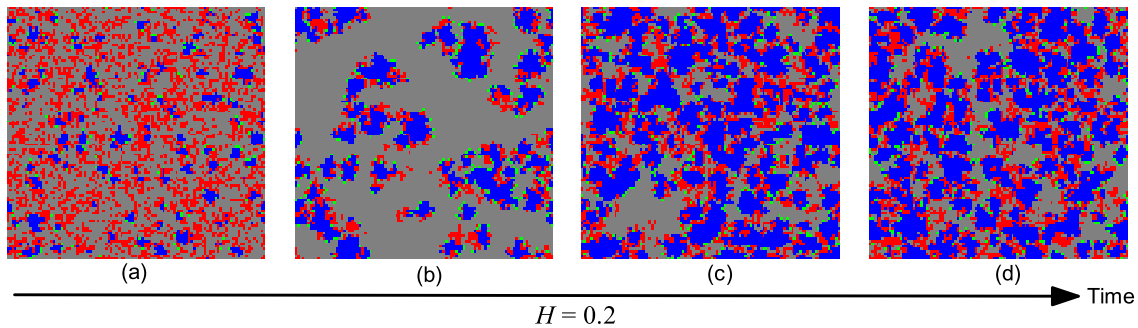


Figure 6. (Color online) Snapshots of typical distributions of four types of players at different time steps t when the reputation threshold $H = 0.2$, the multiplication factor $r = 3.5$ and the memory length $T = 5$. Successful cooperators (C_s) are marked by blue, whereas failed cooperators (C_f) are denoted by green. Successful defectors (D_s) are marked by red and failed defectors (D_f) are denoted by gray. The time step is $t = 5, 25, 100$ and 1000 for (a)-(d) respectively. In the case of low threshold value, C_s clusters are surrounded by D_s and D_f clusters.

the high reputation threshold, only a very small fraction of D_s players can dispersedly survive during the whole evolution. It is noted that during the evolution, C_s clusters are surrounded by C_f players. These C_f players act as protective layers which can effectively prevent the invasion of defectors. On the one hand, defectors outside the protective layers cannot gain payoffs from C_f players who fail to organize PGG groups. On the other hand, C_f players can receive aid from C_s players inside the protective layers by participating in PGG groups organized by C_s players.

For the low reputation threshold (e.g., $H = 0.2$), in the beginning most of players become D_s or D_f players while C_s players can only form tiny clusters [see Fig. 6(a)]. As time evolves, C_s clusters expand [see Fig. 6(b)]. After a long time, C_s clusters stop expanding and are surrounded by the three other types of players [see Figs. 6(c) and (d)]. For the low reputation threshold, C_f players cannot form protective layers around C_s clusters and C_s players are exploited by the surrounding defectors. Thus, it becomes difficult to reach the full cooperation in the case of low reputation threshold.

Next, we study the stationary density of the four types of players as a function of the multiplication factor r for $H = 0.2$ and $H = 0.6$ respectively. From Fig. 7, one can see that the stationary density of D_f players decreases as r increases. On the contrary, the stationary density of C_s players increases with r . Both of the stationary density of C_f and D_s players are not a monotonic function of r . In fact, the stationary density of C_f and D_s players are maximized at moderate values of r . For the low reputation threshold ($H = 0.2$), the number of D_s players is much larger than that of C_f players [see Fig. 7(a)]. For the high reputation threshold ($H = 0.6$), the number of D_s players is almost the same as that of C_f players [see Fig. 7(b)].

Finally, we study the effects of the memory length T on cooperation. Figure 8 shows the fraction of cooperators ρ_c as a function of the multiplication factor r for different

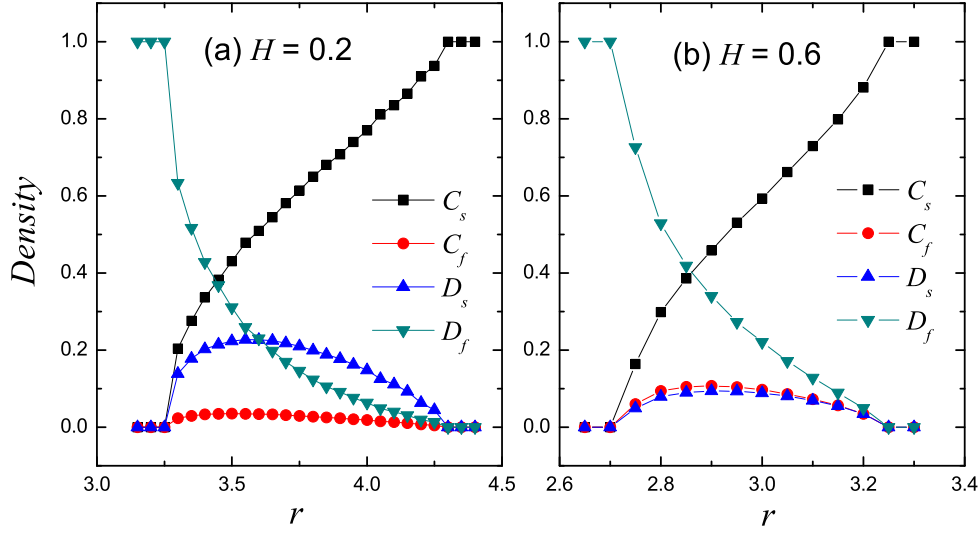


Figure 7. Stationary density of the four types of players as a function of the multiplication factor r for (a) $H = 0.2$ and (b) $H = 0.6$. The memory length $T = 5$. C_s (D_s) denotes cooperators (defectors) who successfully organize PGG groups, and C_f (D_f) denotes cooperators (defectors) who fail to organize PGG groups. The stationary density of C_s (D_f) players increases (decreases) as r increases. The stationary density of C_f and D_s players are maximized at moderate values of r .

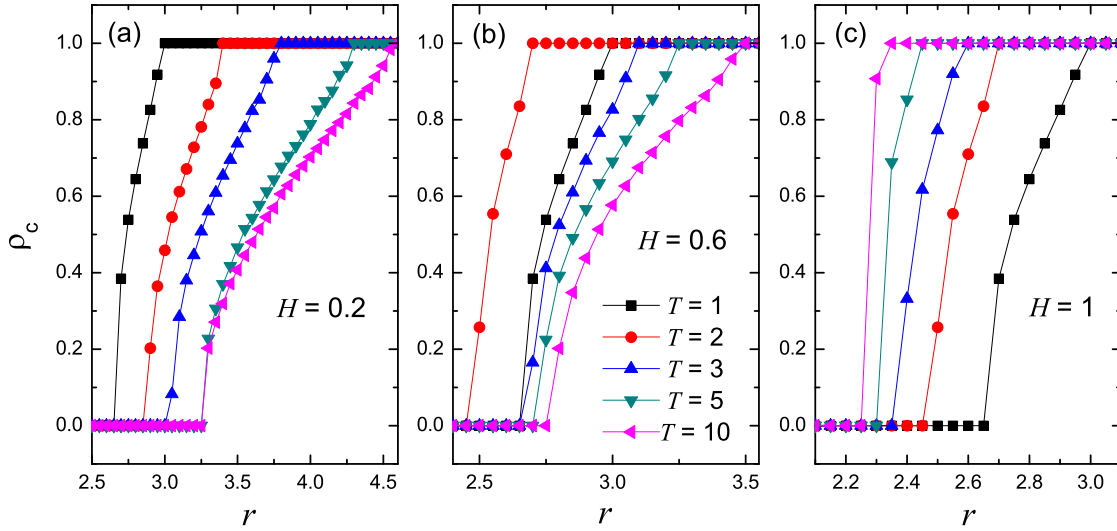


Figure 8. (Color online) The fraction of cooperators ρ_c as a function of the multiplication factor r for different values of the memory length T . The reputation threshold H is 0.2, 0.6, 1 for (a), (b), (c) respectively. For fixed values of H and r , the highest cooperation level can be reached at an optimal value of T (hereafter denoted by T_{opt}). For $H = 0.2$, $T_{opt} = 1$ [see Fig. 8(a)]. For $H = 0.6$, $T_{opt} = 2$ [see Fig. 8(b)]. For $H = 1$, the cooperation level increases as T increases, indicating that $T_{opt} = \infty$ [see Fig. 8(c)]. The value of T_{opt} can be determined by the following rule. For $i/(i+1) < H \leq (i+1)/(i+2)$, $T_{opt} = i+1$ ($i=0,1,2,\dots$). Note that for a given value of H and the corresponding T_{opt} , only pure cooperators who always cooperate in the last T_{opt} time steps can organized PGG groups.

values of the memory length T . From Fig. 8(a), we can see that for a given value of r , ρ_c decreases as T increases when the reputation threshold $H = 0.2$. However, for $H = 1$, the cooperation level increases with T [see Fig. 8(c)]. For $H = 0.6$, the highest cooperation level is obtained when $T = 2$ [see Fig. 8(b)]. In fact, we can determine the optimal value of T which leads to the highest cooperation level as follows. For $i/(i+1) < H \leq (i+1)/(i+2)$ ($i=0,1,2,\dots$), the optimal value of T (hereafter denoted by T_{opt}) is $T_{opt} = i + 1$. For examples, $T_{opt} = 2$ when $1/2 < H \leq 2/3$ and $T_{opt} = 3$ when $2/3 < H \leq 3/4$ (the results for $T_{opt} = 3$ are not shown here). Note that for a given value of H and the corresponding T_{opt} , only pure cooperators who always cooperate in the last T_{opt} time steps can organized PGG groups. Taking $H = 0.6$ as an example, defectors with reputation $R = 2/3$ still can organize groups if $T = 3$. However, for $T = 1$ or $T = 2$, only pure cooperators who always cooperate in the last T time steps can organized groups. According to the results in Fig. 1, cooperation can be best enhanced if PGG groups can only be organized by pure cooperators. The criteria of pure cooperators becomes stricter as the memory length T increases. Thus, the highest cooperation level is obtained when $T = 2$.

4. Conclusions

In conclusion, we have studied the impact of reputation-driven group formation on the evolution of cooperation. We define the reputation of a player as the frequency of cooperation in the last T time steps. Here T represents a memory length. A player can organize a group only when his/her reputation reaches or exceeds a threshold H . We find that both of the cooperation level and the average payoff increase with the threshold H , manifesting that cooperation can be best promoted when groups are only organized by pure cooperators who never change strategy during the memory length. For the high threshold H , failed cooperators who cannot successfully organize groups form a protective layer around those successful cooperators. The dependence of the memory length on cooperation is found to be non-monotonic.

Our results are useful for understanding the role of reputation in modern society. Leaders who want to organize a group should be of high reputation. Low reputation will destroy the stability of a group, leading to a lower cooperation level. Since individuals with high reputation usually gain high payoff, our results are consistent with that in Ref. [32]. The full-cooperator state disappears if the threshold level of payoff is too high in Ref. [32]. While in our model, the full-cooperator phase still exists when the reputation threshold is very high. Together Ref. [32] and our work provide a deeper understanding of the impact of group formation on the evolution of cooperation.

Acknowledge

This work was supported by the National Natural Science Foundation of China under Grant No. 6140308 and the training plan for Distinguished Young Scholars of Fujian

Province, China.

References

- [1] Axelrod R 1984 *The evolution of cooperation* (New York: Basic Books).
- [2] Nowak M A 2006 *Evolutionary dynamics: exploring the equations of life* (Cambridge, MA: Harvard University Press)
- [3] Kagel J H, Roth A E 1997 *The Handbook of Experimental Economics* (Princeton, NJ: Princeton University Press).
- [4] Albert R and Barabasi A L. 2004 *Rev. Mod. Phys.* **74** 47.
- [5] Szabó G and Fáth G 2007 *Phys. Rep.* **446** 97
- [6] Roca C P, Cuesta J A and Sánchez A 2009 *Phys. Life Rev.* **6** 208
- [7] Perc M, Gómez-Gardeñes J, Szolnoki A, Floría L M and Moreno Y 2013 *J R Soc. Interface* **10** 20120997
- [8] Szolnoki A, Perc M and Szabó G 2009 *Phys. Rev. E* **80** 056104
- [9] Szolnoki A and Perc M 2010 *Phys. Rev. E* **81** 057101
- [10] Szolnoki A, Wang Z and Perc M 2012 *Sci. Rep.* **2** 576
- [11] Chen X, Szolnoki A and Perc M 2015 *Phys. Rev. E* **92** 012819
- [12] Javarone M A and Battiston F 2016 *J. Stat. Mech.* 073404
- [13] Dall'Asta L, Marsili M and Pin P 2012 *Proc. Natl. Acad. Sci. USA* **109** 4395
- [14] Gómez-Gardeñes J, Campillo M, Floría L M and Moreno Y 2007 *Phys. Rev. Lett.* **98** 446
- [15] Santos F C, Santos M D and Pacheco J M 2008 *Nature* **454** 213
- [16] Yang H-X, Wang W-X, Wu Z-X, Lai Y-C and Wang B-H 2009 *Phys. Rev. E* **79** 056107
- [17] Wang W-X, Yang R and Lai Y-C. 2010 *Phys. Rev. E* **81** 035102
- [18] Meloni S, Buscarino A, Fortuna L, Frasca M, Gómez-Gardeñes J, Latora V and Moreno Y 2009 *Phys. Rev. E* **79** 067101
- [19] Cardillo A, Meloni A, Gómez-Gardeñes J and Moreno Y 2012 *Phys. Rev. E* **85** 4454
- [20] Bardoscia M, Luca G D, Livan G, Marsili M and Tessone C J 2013 *J. Stat. Phys.* **151** 440
- [21] Antonioni A, Tomassini M and Buesser P 2014 *J Theor. Biol.* **344** 40
- [22] Javarone M A and Atzeni A E 2015 *Compu. Social Networks* **2** 15
- [23] Javarone M A 2016 *Eur. Phys. J. B* **89** 42
- [24] Szabó G and Hauert C 2002 *Phys. Rev. Lett.* **89** 118101
- [25] Szolnoki A and Szabó G 2007 *EPL* **77** 30004
- [26] Perc M and Szolnoki A 2008 *Phys. Rev. E* **77** 011904
- [27] Szolnoki A and Perc M 2010 *Phys. Rev. E* **81** 057101
- [28] Perc M and Wang Z 2010 *PLoS ONE* **5** e15117
- [29] Xia C-Y, Meloni S, Perc M and Moreno Y 2015 *EPL* **109** 58002
- [30] Szolnoki A and Perc M 2015 *J R Soc. Interface* **12** 20141299
- [31] Chen X and Szolnoki A 2016 *Sci. Rep.* **6** 32802
- [32] Szolnoki A and Chen X 2016 *Phys. Rev. E* **94** 042311
- [33] Szabó G and Tóke C 1998 *Phys Rev E* **58** 69