

Characterizing the astrophysical S-factor for $^{12}\text{C}+^{12}\text{C}$ with wave-packet dynamics

Alexis Diaz-Torres¹ and Michael Wiescher²

¹ *Department of Physics, University of Surrey, Guildford GU2 7XH, UK*

² *JINA and University of Notre Dame, Indiana 46656, USA*

(Dated: April 24, 2019)

Abstract

A quantitative study of the astrophysically important sub-barrier fusion of $^{12}\text{C}+^{12}\text{C}$ is presented. Low-energy collisions are described in the body-fixed reference frame using wave-packet dynamics within a nuclear molecular picture. A collective Hamiltonian drives the time propagation of the wave-packet through the collective potential-energy landscape. The fusion imaginary potential for specific dinuclear configurations is crucial for understanding the appearance of resonances in the fusion cross section. The theoretical sub-barrier fusion cross sections explain some observed resonant structures in the astrophysical S-factor. These cross sections monotonically decline towards stellar energies. The structures in the data that are not explained are possibly due to cluster effects in the nuclear molecule, which are to be included in the present approach.

PACS numbers: 24.10.-i, 25.70.Jj, 26.20.Np

I. INTRODUCTION

The physics of low-energy nuclear reactions is crucial for understanding the chemical evolution of the Universe [1]. For instance, $^{12}\text{C} + ^{12}\text{C}$ fusion at very low energies (~ 1.5 MeV) plays a key role in stellar carbon burning, whose cross section is commonly determined by extrapolating high-energy fusion data [2–7]. Direct fusion measurements are very difficult to carry out at very low center-of-mass (c.m.) energies (≤ 3 MeV), with the observed resonant structures making the extrapolation very uncertain [8–10]. The reliability of current extrapolation models is also limited by uncertainties associated with the treatment of quantum tunnelling for heavy ions [11].

The $^{12}\text{C} + ^{12}\text{C}$ fusion cross sections at very low energies are critical for modelling energy generation and nucleosynthesis during the carbon burning phase of stellar evolution of massive stars ($M \geq 8M_{\odot}$) [9, 10]. These cross sections also determine the ignition conditions for type-Ia supernova explosions [8, 12]. Variations of the fusion rate in its traditional range of uncertainty moderately affect nucleosynthesis in the actual type-Ia explosion event [13]. This situation would change if resonant structures in the low-energy range of the fusion cross sections existed [2]. Such structures have been observed at higher energies and are associated with molecular states [3–7]. The possible existence of these states at very low energies can significantly affect nucleosynthesis in type-Ia supernova [14] as well as superbursts on accreting neutron stars [15]. It is therefore important to go beyond the traditional potential-model approach for averaged cross-sections, to understand the nature of these molecular phenomena and their occurrence at very low energies.

The fusion of $^{12}\text{C} + ^{12}\text{C}$ at energies below the Coulomb barrier has been recently addressed with the conventional coupled-channels model [16, 17]. These calculations suggest important effects on the fusion cross section of both the low-lying energy spectrum of ^{24}Mg and the Hoyle state of ^{12}C [18]. The theoretical fusion excitation curves are smooth, without resonant structures. This feature seems to be due to the use of a strong absorption [16, 17] that removes (like a vacuum cleaner!) the dynamics of all the dinuclear configurations inside the pocket of the nominal nucleus-nucleus potential. The conventional coupled-channels model does not deal with *specific* alignments between the ^{12}C nuclei, but uses an *average* over all the alignments, i.e., there is an integration over orientation angles in the coupling potentials. The full treatment of the physics of the intermediate (nuclear molecule) structure is crucial

[19, 20]. Unconventional coupled-channels calculations can treat that physics [21]. The key role of intermediate structure in fusion can also be addressed with a novel quantum dynamical model that deals with specific alignments [22]. Conclusive results of this model based on wave-packet dynamics [23, 24] are reported in the present paper.

II. MODEL AND METHODS

Figure 1 shows specific cuts in the collective potential-energy landscape of the $^{12}\text{C} + ^{12}\text{C}$ system as a function of both the internuclear distance and the alignment between the two oblate ^{12}C nuclei [25]. The potential curves are presented for fixed orientation of the ^{12}C -nuclei symmetry axes relative to the internuclear axis, the three axes being coplanar in Fig. 1. All the alignments between the ^{12}C nuclei are included in the dynamical calculations below. The potential energy weakly depends on the angle between crossed symmetry axes of the ^{12}C nuclei. The overlap between the ^{12}C nuclei is small at the orientation-dependent potential pockets. The collective potential energy has been calculated using the finite-range liquid-drop model with both universal parameters [26] and nuclear shapes from a realistic two-center shell model [27, 28]. Although shell and pairing corrections to the potential are not included, the volume conservation of the compact dinuclear shapes [27] guarantees that the effects of nuclear incompressibility on the potential are included. The observed oblate deformation of ^{12}C [25] ($\beta_2 = -0.5$ and moment of inertia $I = 0.67 \hbar^2 \text{MeV}^{-1}$ which is derived from the experimental 2^+ excitation energy [$E_{2^+} = \frac{\hbar^2}{2I} 2(2+1) = 4.44 \text{ MeV}$]) results in a continuum of Coulomb barriers and potential pockets, which are distributed over a broad range of radii. The lowest barrier (dashed line) favors the initial approach of ^{12}C nuclei which must re-orientate in order to get trapped in the deepest pocket of the potential (solid line) where fusion occurs [27]. In transit to fusion, the $^{12}\text{C} + ^{12}\text{C}$ nuclear molecule can populate quasi-stationary (doorway) states belonging to the shallow potential pockets of the non-axial symmetric configurations. These doorway states may also decay into scattering states, instead of feeding fusion, as the ^{12}C nuclei largely keep their individuality within the molecule [27]. The complex motion of the $^{12}\text{C} + ^{12}\text{C}$ system through the potential energy landscape is driven by the kinetic energy operator that includes the Coriolis interaction [29] between the total angular momentum of the dinuclear system and the intrinsic angular momentum of the ^{12}C nuclei. We use an exact expression of the kinetic energy operator [30]. Expressions for

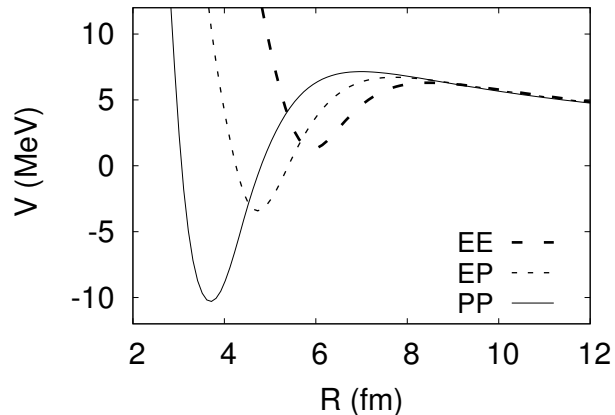


FIG. 1: Specific cuts in the collective potential-energy landscape of the $^{12}\text{C} + ^{12}\text{C}$ system as a function of the internuclear distance and three alignments: Equator-Equator (EE), Equator-Pole (EP), Pole-Pole (PP). The EE alignment (dashed line) facilitates the access by tunneling to the potential pockets. All the alignments coexist and compete with each other, the kinetic energy operator driving the system towards either reseparation or fusion in the potential pocket of the PP alignment (solid line) [27].

the collective kinetic-energy operator and the collective potential-energy surface, which form the collective Hamiltonian $\hat{H} = \hat{T} + \hat{V}$, are provided in Appendices A and B, respectively.

Having determined the total collective Hamiltonian of the $^{12}\text{C} + ^{12}\text{C}$ system in terms of the radial coordinate, R , and the spherical coordinate angles of the ^{12}C symmetry axis relative to the internuclear axis, θ_i and ϕ_i , the time propagation of an *initial* wave function has been determined using the modified Chebyshev propagator for the evolution operator as described in Appendix C. The initial wave function is determined when the ^{12}C nuclei are far apart in their ground-states ($j^\pi = 0^+$), the radial and the internal coordinates being decoupled:

$$\Psi_0(R, \theta_1, k_1, \theta_2, k_2) = \chi_0(R) \psi_0(\theta_1, k_1, \theta_2, k_2), \quad (1)$$

where k_i are conjugate momenta of the ϕ_i azimuthal angles, so Eq. (1) is in a mixed representation. Because the radial and internal coordinates are strongly coupled when the ^{12}C nuclei come together, the product state is only justified asymptotically. $\psi_0(\theta_1, k_1, \theta_2, k_2)$

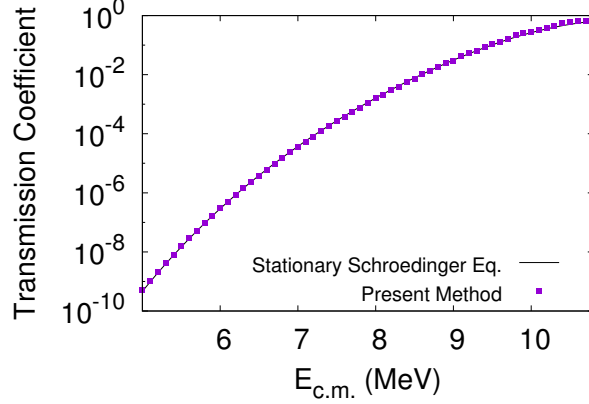


FIG. 2: (Color online) Transmission-coefficient excitation function for $^{16}\text{O} + ^{16}\text{O}$ central collisions through the Coulomb barrier of the Broglia-Winther potential [36], calculated with the two methods indicated. The barrier height is ~ 10 MeV.

is the internal symmetrized wave function due to the exchange symmetry of the system:

$$\begin{aligned} \psi_0(\theta_1, k_1, \theta_2, k_2) = & [\zeta_{j_1, m_1}(\theta_1, k_1) \zeta_{j_2, m_2}(\theta_2, k_2) \\ & + (-1)^J \zeta_{j_2, -m_2}(\theta_1, k_1) \zeta_{j_1, -m_1}(\theta_2, k_2)] \\ & / \sqrt{2 + 2 \delta_{j_1, j_2} \delta_{m_1, -m_2}}, \end{aligned} \quad (2)$$

where $\zeta_{j, m}(\theta, k) = \sqrt{\frac{(2j+1)(j-m)!}{2(j+m)!}} P_j^m(\cos \theta) \delta_{km}$, P_j^m are associated Legendre functions, and J denotes the total (even) angular momentum. The functions $\zeta_{j, m}(\theta, k)$ describe the individual ^{12}C nuclei as quantum rigid rotors. In the ^{12}C ground-state, $j_1 = j_2 = 0$ and $m_1 = m_2 = 0$. The radial component in Eq. (1), $\chi_0(R)$, is considered a Gaussian wave-packet which contains different translational energies, so an energy projection method is required.

The energy-resolved transmission coefficients can be obtained using a window operator [34]. The key idea is to calculate the energy spectrum of the initial and final wave functions, the initial spectrum corresponding to a Gaussian distribution centered at the mean energy E_0 . The energy spectrum is $\mathcal{P}(E_k) = \langle \Psi | \hat{\Delta} | \Psi \rangle$, where $\hat{\Delta}$ is the window operator [34]:

$$\hat{\Delta}(E_k, n, \epsilon) \equiv \frac{\epsilon^{2n}}{(\hat{\mathcal{H}} - E_k)^{2n} + \epsilon^{2n}}, \quad (3)$$

$\hat{\mathcal{H}}$ is the system asymptotic Hamiltonian when the ^{12}C nuclei are well separated, and n determines the shape of the window function. As n is increased, this shape rapidly becomes rectangular with very little overlap between adjacent energy bins with centroid E_k , the bin

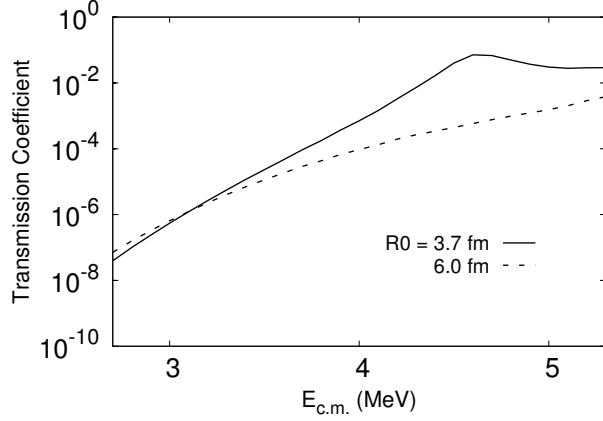


FIG. 3: The same as in Fig. 2, but for $^{12}\text{C} + ^{12}\text{C}$ central collisions. The calculations are performed with the present method using the fusion imaginary potential centered at two different radii as indicated. The resonant structure disappears when this absorption operates around the potential pockets of dinuclear configurations other than the PP configuration in Fig. 1 (comparing the dotted and solid lines).

width remaining constant at 2ϵ [34]. The spectrum is constructed for a set of E_k where $E_{k+1} = E_k + 2\epsilon$. Thus, scattering information over a range of incident energies can be extracted from a time-dependent numerical wave function. In this work, $n = 2$ and $\epsilon = 50$ keV [34]. Solving two successive linear equations for the vector $|\chi\rangle$:

$$(\hat{\mathcal{H}} - E_k + \sqrt{i}\epsilon)(\hat{\mathcal{H}} - E_k - \sqrt{i}\epsilon)|\chi\rangle = |\Psi\rangle, \quad (4)$$

yields $\mathcal{P}(E_k) = \epsilon^4 \langle \chi | \chi \rangle$. The state $|\chi\rangle$ represents the scattering state with a definite energy E_k . Eq. (4) is solved for both the initial and final wave functions.

The transmission coefficients are obtained from:

$$\mathcal{T}(E_k) = \frac{-(8/\hbar v_k) \epsilon^4 \langle \chi | \text{Im}(\hat{W}) | \chi \rangle}{\mathcal{P}^{initial}(E_k)}, \quad (5)$$

where $v_k = \sqrt{2E_k/\mu}$ is the asymptotic relative velocity, μ is the reduced mass, and $\text{Im}(\hat{W}) < 0$ denotes the strong, imaginary Woods-Saxon potential centered at the minimum of the PP potential pocket in Fig 1 (solid line), which operates very weakly at the potential pockets of the non-axial symmetric configurations. The functional form of the imaginary fusion potential is $W = W_0/[1 + \exp((R - R_{min}^{PP})/a_{0w})]$, where the strength $W_0 = -50$ MeV, the diffuseness $a_{0w} = 0.2$ fm, and $R_{min}^{PP} = 3.7$ fm. This imaginary potential is usually

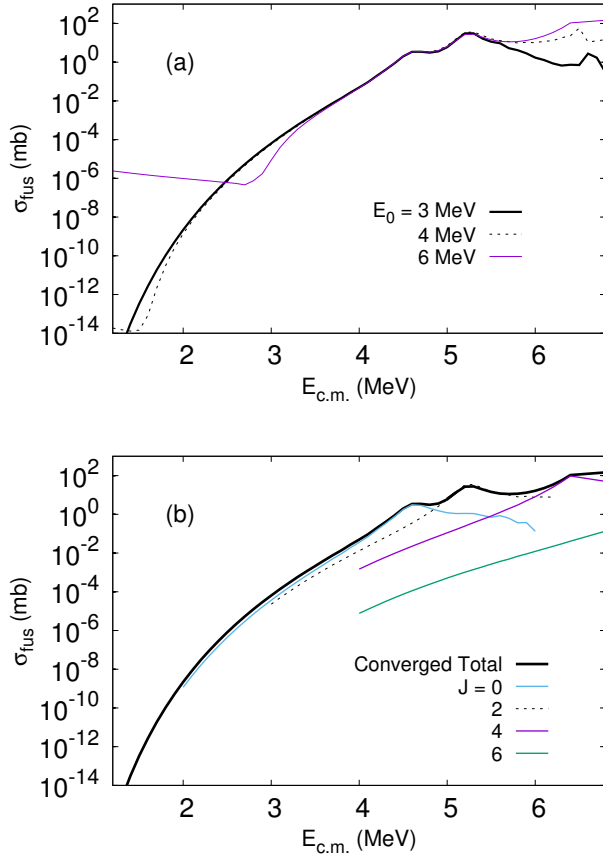


FIG. 4: (Color online) (a) Energy-resolved fusion cross sections for different values of the mean energy E_0 of the initial wave function. The energy components far from E_0 have small amplitudes, and the associated cross sections are very inaccurate. Only the overlapping parts of these excitation curves determine the physical, converged fusion excitation function. (b) Angular momentum decomposition of the converged fusion excitation function that shows some bumps originating from specific partial waves.

employed in the coupled-channels model to simulate fusion and is equivalent to the use of the ingoing-wave boundary condition (IWBC) [24, 35]. However, the conventional coupled-channels model cannot use absorption for specific orientations. As a simple example, Fig. 2 shows the transmission-coefficient excitation function for $^{16}\text{O} + ^{16}\text{O}$ central collisions, which are determined by two methods: solving the stationary Schrödinger equation with IWBC [36] (solid line) and employing Eq. (5) (symbols). The good agreement between the two methods demonstrates the reliability of the present approach. Using the present method, Fig. 3 shows the effective transmission coefficient for head-on collisions of $^{12}\text{C} + ^{12}\text{C}$ through

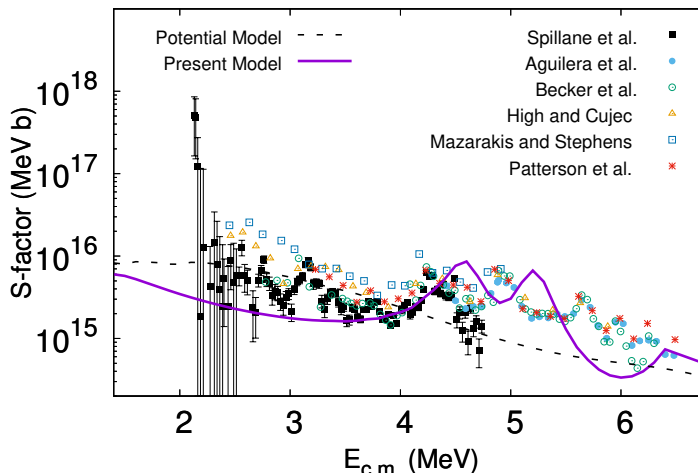


FIG. 5: (Color online) The astrophysical S-factor excitation function for $^{12}\text{C} + ^{12}\text{C}$. Measurements [2–7] (symbols) are compared to model calculations (dashed and solid lines), indicating that molecular structure and fusion are interconnected.

the Coulomb barriers presented in Fig. 1. The calculations are carried out using the fusion imaginary potential centered either at R_{min}^{PP} (solid line) or around the potential pockets for non-axial symmetric dinuclear configurations (dotted line), demonstrating the crucial role of this fusion absorption in the appearance of resonant structures in the fusion excitation function. The results shown in Fig. 3 do not change if the strength of the absorption is reduced by a factor of two.

The fusion cross section, $\sigma_{fus}(E)$, is calculated taking into account the identity of the interacting nuclei and the parity of the radial wave function (only even partial waves J are included), i.e., $\sigma_{fus}(E) = \pi\hbar^2/(\mu E) \sum_J (2J+1) \mathcal{T}_J(E)$, where E is the incident c.m. energy and \mathcal{T}_J is the partial transmission coefficient. The S-factor is $S(E) = \sigma_{fus}(E)E \exp(2\pi\eta)$, where the Sommerfeld parameter $\eta = (\mu/2)^{1/2} Z_1 Z_2 e^2 / (\hbar E^{1/2})$ and $Z_i = 6$ is the ^{12}C charge number.

III. NUMERICAL DETAILS AND RESULTS

The model calculations are performed on a five-dimensional grid, i.e., a Fourier radial grid ($R = 0 - 1000$ fm) with 2048 evenly spaced points [32], and for the angular variables, (θ_1, k_1) and (θ_2, k_2) , a grid based on the extended Legendre discrete-variable representation

(KLeg-DVR) method [37]. The KLeg-DVR grid-size is determined by the values of the ^{12}C intrinsic j_{max} and k_{max} [37], which are set as 4, and this grid also supports odd j values. The initial wave-packet was centered at $R_0 = 400$ fm, with width $\sigma = 10$ fm, and was boosted toward the collective potential-energy landscape with the appropriate kinetic energy for the mean energy E_0 required. In this work, $\Delta t = 10^{-22}$ s, and in the absence of the imaginary potential the norm of the wave function is preserved with an accuracy of $\sim 10^{-14}$. All the parameters for the grid and the initial wave-packet guarantee the convergence of the calculated fusion cross sections [24].

The energy-resolved fusion cross sections are provided by a few wave-packet propagations with $E_0 = 3, 4$ and 6 MeV and total angular momenta up to $J = 6\hbar$, as shown in Fig. 4. Fig. 4(a) shows the convergence relative to E_0 of the energy-resolved fusion excitation function, while Fig. 4(b) presents the angular momentum decomposition of the converged fusion excitation curve. It can be seen that the converged fusion curve shows, at energies slightly below the nominal Coulomb barrier (~ 6.5 MeV), three maxima caused by specific partial waves. The total angular momenta up to $J = 4\hbar$ determine the sub-Coulomb fusion cross sections which monotonically decline towards stellar energies.

The sub-Coulomb S-factor excitation function for $^{12}\text{C} + ^{12}\text{C}$ is presented in Fig. 5 which shows key features:

1. The observed resonant structures in the 4-6.5 MeV energy window are qualitatively reproduced by the present model calculations (solid line) which reasonably agree with those of a simplified coupled-channels model in Ref. [19]. The positions of the theoretical maxima are shifted by ~ 0.3 MeV with respect to the experimental maxima, and that position is determined by the features (depth and curvature) of the potential pockets for non-axial symmetric configurations. Those pockets support intermediate molecular states. For instance, a simple estimate of the radial zero-point energy for a molecular configuration at the pocket of an *effective*, non-axial symmetric molecular potential provides values of 4.9 MeV ($J = 0$) and 5.6 MeV ($J = 2$) which are consistent with the positions of the theoretical maxima. That effective potential is determined by folding the potential energy (including the centrifugal energy) of non-axial symmetric configurations with the probability density of the initial wave-function in Eq. (2). The zero-point energy is equal to $B_{min} + \hbar\omega_R/2$, where B_{min} and $\hbar\omega_R$ are the energy and curvature at the minimum of the effective potential pocket, respectively.

It approximately represents the energy of the first quasi-bound molecular state.

2. At deep sub-barrier energies ($E < 4$ MeV), the S-factor of the present model (solid line) is smooth and slightly underestimates the experimental data. Some experimental data [2, 4, 5] show a resonant structure around 3.1 MeV which is not explained by the present model. There are great variations among data sets. More accurate measurements are required at the astrophysically important energy region, $E \leq 3$ MeV, which are challenging and are being pursued currently [38–40]. The predicted smooth S-factor around the Gamow peak (~ 1.5 MeV) would moderately change the present abundance distributions in type-Ia supernova [14], and would require a closer look at the hydrodynamics of superbursts to enhance the energy output [15].
3. For comparison, a potential-model calculation has been carried out. It is based on solving the stationary Schrödinger equation with IWBC for each partial wave and alignment between the ^{12}C nuclei, and averaging the partial transmission coefficients over all the alignments. The S-factor excitation curve (dashed line) is smooth, like those resulting from the coupled-channel model in Refs. [16, 17]. Comparing the dashed to the solid line, it is observed that the effects of the intermediate structure on fusion are crucial.

The degree of agreement between the present model calculations and the experimental data in Fig. 5 may be improved by (i) using a more complete potential-energy landscape that includes both shell and pairing corrections which may modify the features of the potential pockets, and (ii) releasing and treating explicitly the alpha-particle degrees of freedom which should lead to the fragmentation of the obtained resonant structures [41]. We have included the effects of the Coriolis interaction in the present calculations, and these effects are very weak for the relevant partial waves ($< 1\%$).

Multiplying the collective potential-energy landscape in Fig. 1 by a global factor of 0.98 slightly improves the position of the calculated resonant structures relative to those observed in the 4-6.5 MeV energy window by ~ 0.1 MeV, as shown in Fig. 6. There remains a mismatch of ~ 0.2 MeV that cannot be removed by the potential renormalization. However, reducing the curvature of the potential pockets in Fig. 1 by 15% significantly improves the location of the predicted resonant structures (thin solid line). Some dynamical effects, that are not yet included in the model, may yield additional resonant structures in the S-factor.

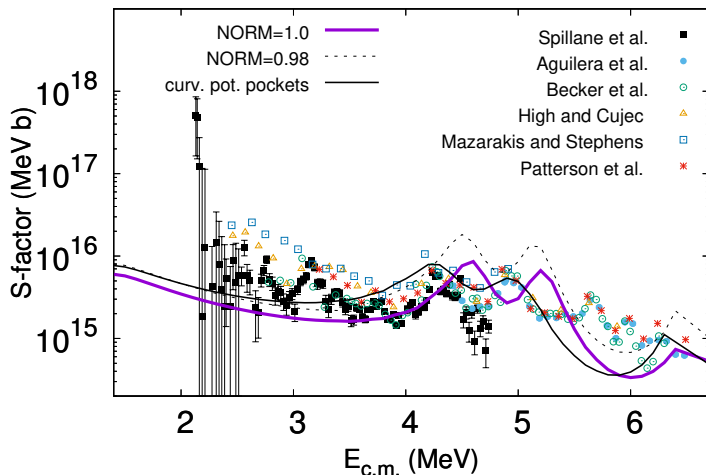


FIG. 6: (Color online) The same as in Fig. 5, but the present model calculations are shown for (i) two global factors that multiply the collective potential-energy landscape in Fig. 1, and (ii) a reduction by 15% of the curvature of the potential pockets. The latter greatly improves the location of the predicted resonant structures (thin solid line).

For instance, we use an oblatelly deformed rigid-rotor model for the ^{12}C nuclei, but in reality they may also be vibrating [18]. Both the vibrations and the rotation-vibration interaction affect the resonance energies of the molecular states [42]. Cluster effects in the nuclear molecule (e.g., $^{20}\text{Ne} + \alpha$ and $^{23}\text{Na} + p$) can also be very important.

In contrast to the simplified coupled-channels model of Ref. [19] that uses a weak absorption, the sophisticated coupled-channels calculations of Refs. [16, 17], which are also conventional but use strong absorption, do *not* produce any resonant structure. This indicates the importance of treating explicitly the dynamics of the intermediate (nuclear molecule) structure inside the radius of the nominal Coulomb barrier. Weak absorption may allow that kind of treatment, which also requires the inclusion of highly excited states in the individual ^{12}C nuclei, well beyond their first 2^+ excited states. Unconventional coupled-channels calculations can deal with specific dinuclear configurations [21]. One way to overcome these difficulties is the present quantum dynamical model because (i) the orientation-dependent absorption, justified with the two-center shell model [27], provides a weak absorption for most intermediate (nuclear molecule) structures, and (ii) the nuclear molecular configurations are treated naturally.

IV. SUMMARY

The present quantum dynamical model indicates that molecular structure and fusion are closely connected in the $^{12}\text{C} + ^{12}\text{C}$ system, suggesting that the fusion excitation function monotonically declines towards stellar energies. The fusion imaginary potential for specific alignments between the ^{12}C nuclei is crucial for understanding the appearance of resonances in the fusion cross section. In contrast to other commonly used methods, such as the potential model and the conventional coupled-channels approach, these new calculations reveal three resonant structures in the S-factor for fusion. The structures correlate with similar structures in the data. The structures in the data that are not explained are possibly due to cluster effects in the nuclear molecule, which are to be included in the new approach. This method is a suitable tool for extrapolating the cross section predictions towards stellar energies.

Acknowledgments

The support from the STFC grant (ST/P00671X/1) is acknowledged. We thank Leandro Gasques, Zsolt Podolyak and Phil Walker for constructive comments.

Appendix A: Collective Kinetic-Energy Operator

The collision of two arbitrarily oriented, deformed nuclei can be described in the rotating center-of-mass frame with five collective coordinates: the internuclear distance R , and the (θ_1, ϕ_1) and (θ_2, ϕ_2) spherical angles of the nuclei symmetry axis. Using a mixed representation for the internal angular-momentum operators \hat{j}_i (i.e., coordinate representation for the polar angles θ_i and a momentum representation, k_i , replacing the azimuthal angles ϕ_i), the

exact kinetic-energy operator in the rotating frame is [30]:

$$\begin{aligned}
\frac{2\hat{T}}{\hbar^2} &= -\frac{1}{\mu} \frac{\partial^2}{\partial R^2} + \left(\frac{1}{I_1} + \frac{1}{\mu R^2}\right) \hat{j}_1^2 + \left(\frac{1}{I_2} + \frac{1}{\mu R^2}\right) \hat{j}_2^2 \\
&+ \frac{1}{\mu R^2} [\hat{j}_{1,+} \hat{j}_{2,-} + \hat{j}_{1,-} \hat{j}_{2,+} + J(J+1) \\
&- 2k_1^2 - 2k_1 k_2 - 2k_2^2] - \frac{C_+(J, K)}{\mu R^2} (\hat{j}_{1,+} + \hat{j}_{2,+}) \\
&- \frac{C_-(J, K)}{\mu R^2} (\hat{j}_{1,-} + \hat{j}_{2,-}), \tag{A1}
\end{aligned}$$

where μ is the reduced mass for the radial motion, I_i is the rotational inertia of the nuclei, J is the total angular momentum with projection $K = k_1 + k_2$, $C_{\pm}(J, K) = \sqrt{J(J+1) - K(K \pm 1)}$, and $\hat{j}_i^2 = -\frac{1}{\sin \theta_i} \frac{\partial}{\partial \theta_i} \sin \theta_i \frac{\partial}{\partial \theta_i} + \frac{k_i^2}{\sin^2 \theta_i}$, and $\hat{j}_{i,\pm} = \pm \frac{\partial}{\partial \theta_i} - k_i \cot \theta_i$. When the $\hat{j}_{i,\pm}$ operators act on the k_i component of the wave function, the outcomes emerge in its $k_i \pm 1$ component. The last two terms in Eq. (A1) describe the Coriolis interaction that changes the K quantum number. The ^{12}C nuclei keep their individuality within most dinuclear configurations, as demonstrated in Ref. [27].

Appendix B: Collective Potential-Energy Surface

Macroscopic nuclear and Coulomb energies of a dinuclear system can be determined within the finite-range liquid-drop model [26]. The nuclear component reads as:

$$\begin{aligned}
E_n &= -\frac{c_s}{8\pi^2 r_0^2} \oint_S \oint_{S'} f(\sigma) (\vec{\sigma} d\vec{S})(\vec{\sigma}' d\vec{S}') \\
&= -\frac{c_s}{8\pi^2 r_0^2} \oint_T \oint_{T'} f(\sigma) \vec{\sigma} \left(\frac{\partial \vec{r}}{\partial \phi} \times \frac{\partial \vec{r}}{\partial z} \right) d\phi dz \\
&\quad * \vec{\sigma}' \left(\frac{\partial \vec{r}'}{\partial \phi'} \times \frac{\partial \vec{r}'}{\partial z'} \right) d\phi' dz', \tag{B1}
\end{aligned}$$

where $f(\sigma) = \{2 - [(\frac{\sigma}{a})^2 + 2\frac{\sigma}{a} + 2]e^{-\frac{\sigma}{a}}\} \sigma^{-4}$ and $\vec{\sigma} = \vec{r} - \vec{r}'$.

The vectors $\vec{r} \equiv [P(z, \phi) \cos \phi, P(z, \phi) \sin \phi, z]$ and $\vec{r}' \equiv [P(z', \phi') \cos \phi', P(z', \phi') \sin \phi', z']$ determine the position of the nuclear surface elements $d\vec{S}$ and $d\vec{S}'$, respectively. These are characterized by cylindrical coordinates [$z_{min} \leq z \leq z_{max}$ and $0 \leq \phi \leq 2\pi$ define the T integration region] where $P(z, \phi)$ denotes the distance from the surface elements to the z -axis that contains the origin of the coordinate system. $P(z, \phi)$ is determined using the volume-conserving nuclear shapes of the two-center shell model [27, 28].

In terms of $P(z, \phi)$, σ and E_n in Eq. (B1) are:

$$\begin{aligned} \sigma^2 &= P^2(z, \phi) + P^2(z', \phi') - 2P(z, \phi)P(z', \phi') \\ &\quad * \cos(\phi - \phi') + (z - z')^2, \end{aligned} \quad (\text{B2})$$

$$\begin{aligned} E_n &= -\frac{c_s}{8\pi^2 r_0^2} \oint_T \oint_{T'} f(\sigma) \left\{ P(z, \phi) \left[P(z, \phi) \right. \right. \\ &\quad \left. \left. - P(z', \phi') \cos(\phi - \phi') - \frac{\partial P(z, \phi)}{\partial z} (z - z') \right] \right. \\ &\quad \left. - \frac{\partial P(z, \phi)}{\partial \phi} P(z', \phi') \sin(\phi - \phi') \right\} \\ &\quad * \left\{ P(z', \phi') \left[P(z', \phi') - P(z, \phi) \cos(\phi - \phi') \right. \right. \\ &\quad \left. \left. + \frac{\partial P(z', \phi')}{\partial z'} (z - z') \right] \right. \\ &\quad \left. + \frac{\partial P(z', \phi')}{\partial \phi'} P(z, \phi) \sin(\phi - \phi') \right\} dz dz' d\phi d\phi'. \end{aligned} \quad (\text{B3})$$

For axial-symmetric nuclear shapes, $P = P(z)$, Eq. (B3) yields the Krappé-Nix-Sierk formula [43].

The Coulomb energy reads as:

$$E_C = -\frac{\rho_0^2}{12} \oint_S \oint_{S'} \sigma^{-1} (\vec{\sigma} d\vec{S})(\vec{\sigma}' d\vec{S}'), \quad (\text{B4})$$

where $\rho_0 = Ze(4\pi r_0^3 A/3)^{-1}$ is a constant charge density, and the integrals in Eq. (B4) are determined like in Eq. (B1).

Eqs. (B1) and (B4) correspond to a uniform sharp-surface distribution of given shape. Ref. [44] provides expressions for an arbitrarily shaped diffuse-surface nuclear density distribution, whose diffuseness correction to the above nuclear and Coulomb energies is also included in the present work.

The above formulae provide total self-energies. The total collective potential energy is $V = E_n + E_C$, whose interaction component is determined by subtracting the total self-energy of the two individual nuclei. When the two interacting nuclei do not overlap with each other [26], the constant parameters are $c_s = [c_s(1)c_s(2)]^{1/2}$, $r_0^2 = r_{01}r_{02}$, $\rho_0^2 = \rho_{01}\rho_{02}$, where $c_s(i) = a_s[1 - \kappa_s(\frac{N_i - Z_i}{N_i + Z_i})^2]$. In this work, the constants of Ref. [26] are used, i.e., $a_s = 21.13$ MeV, $\kappa_s = 2.30$, $e^2 = 1.4399764$ MeV fm, $a = 0.68$ fm, and $r_{01} = r_{02} = r_0 = 1.16$ fm.

Appendix C: Modified Chebyshev Propagator

The formal solution of the time-dependent Schrödinger equation at $t + \Delta t$ is

$$\Psi(t + \Delta t) = \exp\left(-i\frac{\hat{H}\Delta t}{\hbar}\right)\Psi(t). \quad (\text{C1})$$

The time evolution operator is represented as a convergent series of polynomials Q_n [31]:

$$\exp\left(-i\frac{\hat{H}\Delta t}{\hbar}\right) \approx \sum_n a_n Q_n(\hat{H}_{norm}). \quad (\text{C2})$$

In Eq. (C2), the time-independent Hamiltonian is renormalized so that its spectral range is within the interval $[-1,1]$, the domain of the polynomials, by defining

$$\hat{H}_{norm} = \frac{(\bar{H}\hat{1} - \hat{H})}{\Delta H}, \quad (\text{C3})$$

where $\bar{H} = (\lambda_{max} + \lambda_{min})/2$, $\Delta H = (\lambda_{max} - \lambda_{min})/2$, λ_{max} and λ_{min} are respectively the largest and smallest eigenvalues in the spectrum of \hat{H} supported by the grid, and $\hat{1}$ denotes the identity operator. The expansion coefficients in (C2) read as

$$a_n = i^n (2 - \delta_{n0}) \exp(-i\frac{\bar{H}\Delta t}{\hbar}) J_n\left(\frac{\Delta H\Delta t}{\hbar}\right), \quad (\text{C4})$$

where J_n are Bessel functions of the first kind. Since $J_n(x)$ exponentially goes to zero with increasing n for $n > x$, the expansion (C2) converges exponentially for $n > \Delta H\Delta t/\hbar$. With a suitable approximation for the spectral range of the Hamiltonian, the expansion (C2) numerically represents the time evolution operator.

This representation of the time evolution operator requires the action of $Q_n(\hat{H}_{norm})$ on the wave function $\Psi(t)$. The Q_n polynomials obey the recurrence relations [31]:

$$\begin{aligned} e^{-\hat{\gamma}}Q_{n-1}(\hat{H}_{norm}) + e^{\hat{\gamma}}Q_{n+1}(\hat{H}_{norm}) \\ - 2\hat{H}_{norm}Q_n(\hat{H}_{norm}) = 0, \end{aligned} \quad (\text{C5})$$

with the initial conditions $Q_0(\hat{H}_{norm}) = \hat{1}$ and $Q_1(\hat{H}_{norm}) = e^{-\hat{\gamma}}\hat{H}_{norm}$. Here, $\hat{\gamma}$ is an operator related to the absorbing optical potential \hat{W} which can be written as [31]:

$$\hat{W} = \Delta H [\cos \xi (1 - \cosh \hat{\gamma}) - i \sin \xi \sinh \hat{\gamma}], \quad (\text{C6})$$

where $\xi = \arccos\left(\frac{E-\bar{H}}{\Delta H}\right)$, and E denotes the collision energy. If there is no absorption ($\gamma = 0$ implies $W = 0$), the Q_n polynomials in expression (C5) will be the Chebyshev polynomials and the expansion (C2) will correspond to the Chebyshev propagator [32]. Chapter 11 in Ref. [33] provides a survey of techniques for solving the time-dependent Schrödinger equation, which are distinguished by the numerical implementation of the time evolution operator (C1).

-
- [1] C. Rolfs and W.S. Rodney, *Cauldrons in the Cosmos* (University of Chicago Press, Chicago, 1988).
 - [2] T. Spillane *et al.*, Phys. Rev. Lett. **98**, 122501 (2007).
 - [3] E.F. Aguilera *et al.*, Phys. Rev. C **73**, 064601 (2006).
 - [4] H.W. Becker *et al.*, Z. Phys. A **303**, 305 (1981).
 - [5] M.D. High and B. Cujec, Nucl. Phys. A **282**, 181 (1977).
 - [6] M.G. Mazarakis and W.E. Stephens, Phys. Rev. C **7**, 1280 (1973).
 - [7] J.R. Patterson *et al.*, Astrophys. J. **157**, 367 (1969).
 - [8] L.R. Gasques *et al.*, Phys. Rev. C **76**, 035802 (2007).
 - [9] M.E. Bennett *et al.*, Mon. Not. R. Astron. Soc. **420**, 3047 (2012).
 - [10] M. Pignatari *et al.*, Ap. J. **762**, 31 (2013).
 - [11] B.B. Back *et al.*, Rev. Mod. Phys. **86**, 317 (2014).
 - [12] A. Parikh *et al.*, Astron. & Astrophys. **557**, A3 (2013).
 - [13] E. Bravo and G. Martinez-Pinedo, Phys. Rev. C **85**, 055805 (2012).
 - [14] E. Bravo *et al.*, Astron. & Astrophys. **535**, A114 (2011).
 - [15] R.L. Cooper *et al.*, Ap. J. **702**, 660 (2009).
 - [16] C.L. Jiang *et al.*, Phys. Rev. Lett. **110**, 072701 (2013).
 - [17] M. Assuncao and P. Descouvemont, Phys. Lett. B **723**, 355 (2013).
 - [18] D.J. Marin-Lambarri *et al.*, Phys. Rev. Lett. **113**, 012502 (2014).
 - [19] Y. Kondo, T. Matsuse and Y. Abe, Prog. Theor. Phys. **59**, 465 (1978).
 - [20] W. Greiner, J.Y. Park and W. Scheid, *Nuclear Molecules* (World Scientific Pub, Singapore, 1995).
 - [21] R. Maass and W. Scheid, J. Phys. G **16**, 1359 (1990).

- [22] A. Diaz-Torres and M. Wiescher, EPJ Web of Conf. **93**, 02017 (2015).
- [23] K. Yabana, Prog. Theor. Phys. **97**, 437 (1997).
- [24] M. Boselli and A. Diaz-Torres, Phys. Rev. C **92**, 044610 (2015).
- [25] V.M. Lebedev *et al.*, Phys. At. Nucl. **62**, 1455 (1999).
- [26] P. Möller and A. Iwamoto, Nucl. Phys. A **575**, 381 (1994).
- [27] A. Diaz-Torres, Phys. Rev. Lett. **101**, 122501 (2008).
- [28] A. Diaz-Torres and W. Scheid, Nucl. Phys. A **757**, 373 (2005).
- [29] B. Poirier, Chem. Phys. **308**, 305 (2005).
- [30] F. Otto *et al.*, Mol. Phys. **110**, 619 (2012).
- [31] V.A. Mandelshtam and H.S. Taylor, J. Chem. Phys. **103**, 2903 (1995).
- [32] R. Kosloff, Ann. Rev. Phys. Chem. **45**, 145 (1994).
- [33] D.J. Tannor, *Introduction to Quantum Mechanics: A Time-Dependent Perspective* (University Science Books, Sausalito, 2007).
- [34] K.J. Schafer, Comp. Phys. Comm. **63**, 427 (1991).
- [35] A. Diaz-Torres and I.J. Thompson, Phys. Rev. C **65**, 024606 (2002).
- [36] A. Diaz-Torres, L.R. Gasques and M. Wiescher, Phys. Lett. B **652**, 25 (2007).
- [37] S. Sukiasyan and H.-D. Meyer, J. Chem. Phys. A **105**, 2604 (2001).
- [38] L. Morales-Gallego *et al.*, J. Phys.: Conf. Ser. **578**, 012002 (2015).
- [39] A. Tumino *et al.*, EPJ Web of Conf. **117**, 09004 (2016).
- [40] S. Courtin *et al.*, JPS Conf. Proc. **14**, 021001 (2017).
- [41] G.J. Michaud and E.W. Vogt, Phys. Rev. C **5**, 350 (1972).
- [42] J. Schmidt and W. Scheid, Phys. Rev. C **53**, 322 (1996).
- [43] H.J. Krappe, J.R. Nix and A.J. Sierk, Phys. Rev. C **20**, 992 (1979).
- [44] K.T.R. Davies and J.R. Nix, Phys. Rev. C **14**, 1977 (1976).