

# Identifying the global terror hubs and vulnerable motifs using complex network dynamics

Syed Shariq Husain, Kiran Sharma, Vishwas Kukreti, Anirban Chakraborti

*School of Computational and Integrative Sciences,  
Jawaharlal Nehru University, New Delhi-110067, India*

---

## Abstract

Terrorism instills fear in the minds of people and takes away the freedom of individuals to act as they will. Terrorism has turned out to be an international menace today. Here, we study the terrorist attack incidents which occurred in the last half-century across the globe from the open source, Global Terrorism Database, and develop a view on their spatio-temporal dynamics. We construct a complex network of global terrorism and study its growth dynamics, along with the statistical properties of the anti-social network, which are quite intriguing. Normally, each nation pursues its own vision of international security based upon its mandate and particular notions of politics and its policies to counter the threat of terrorism that could naturally include the use of tactical measures and strategic negotiations, or even physical power. We study the network resilience against targeted attacks and random failures, which could guide the counter-terrorist outfits in designing strategies to fight terrorism. We then use a disparity filter method to isolate backbone of the network, and identify the terror hubs and vulnerable motifs of global terrorism. We also examine evolution of the hubs and motifs in a few exemplary cases like Afghanistan, Colombia, India, Israel, Pakistan and the United Kingdom. The dynamics of the terror hubs and the vulnerable motifs that we discover in the network backbone turn out to be very significant, and may provide deep insight on their formations and spreading, and thereby help in contending terrorism or framing public policies that can check their spread.

*Keywords:* social networks — complex systems — terror attacks — media reports — motifs

---

## 1. Introduction

Humans are social animals and since the early days of evolution, they have preferred to form and stay together in groups. These groups have evolved from

---

\*Corresponding author: A. Chakraborti (anirban@jnu.ac.in)

simple settlements to huge nations; defined by multiple causes like language, common heritage, geographical boundaries, and even ideology. The human cooperation has been a motivating force behind the rapid progress of man [1]. Often evolutionary efforts induced the increase in human cooperation. Various factors, like delayed self-sustenance of young ones, or fear of elimination by neighboring communes competing for similar resources which obstructed the humans to sustain their progeny became reasons for cooperation. This cooperation extended from blood relatives to totally unrelated individuals. Surprisingly, evolution has also been responsible for drawing distinctions among themselves in their bids for the survival of the fittest. This segregation [2, 3] can be seen in various forms of race, caste, class, religion, political ideology, etc. Thus, the human social behavior has been extremely convoluted with multiple parameters playing crucial roles. It is extremely difficult to assess the complexity of human social behavior, which has a wide range — co-operations, bonding, conflicts, aggression, coups, wars, etc.

Similar to conflicts, aggression and wars, which have plagued mankind from antiquity, acts of terrorism — where a small group of individuals which are similarly motivated in fighting another social institution or organization or exercising indiscriminate violence in achieving financial, political, religious or ideological aim is hardly new. Though there is no single definition, terrorism may be broadly defined as a conscious and deliberate attempt to incite fear among masses through violence or the threat of violence to pursue a political or ideological gain [4, 5]. The aim of terrorism is not limited to eliminating the target group or destruction of opponent's resources, rather it is specifically carried out to send out a psychological message to the adversary. It is meant to propagate fear among the wider general public which may encompass rival religious or ethnic group, a state government, or an entire country. Even though terrorism has been prevalent ever since modern political landscape has existed, past few decades have seen an exponential increase in terrorist incidents. The scope and nature of terrorist attacks have also evolved rapidly, a fact that became evident to the world on September 11, 2001, when a series of four coordinated attacks were conducted in the United States by the terrorist group al-Qaeda. Academic and social media reports show the increase in number of terrorist acts, as well as terrorist organizations. Furthermore, the stretch of the targeted locations has extended on a global scale. These realities have made it incessantly difficult for counter-terrorist organizations or governments in terminating these terrorist acts.

Apart from solutions by social scientists, physicists have recently tried to provide mathematical models, statistical and network analyses and potential solutions to the menaces of terrorism [6, 7, 8], conflicts [9, 10] and other social phenomena [11, 12, 13]. Like business conglomerates, terrorist organizations have also formed transnational ties. They are inter-connected (in a state) and have links with other terrorist organizations outside of the geographical boundaries of the target state.

In this paper, we develop and present a network-based study [14, 15] of identification of terrorist hubs and their vulnerable targets. We analyze the

terrorist events obtained from the Global Terrorism Database (GTD) [16, 17], which collected reports from the printed and digital media, from 1970 to 2016. It is assumed that the media reports are unbiased and provide fair accounts of the actual events. We construct a complex network of global terrorism and investigate the network characteristics of this *anti-social* network. We study the resilience of the network against targeted attacks and random failures [18, 15], which could guide the counter-terrorist outfits in designing strategies to fight terrorism. We also use a disparity filter method [19] to isolate the backbone of this network and identify the terror hubs and vulnerable motifs of global terrorism. We then examine the evolution of the hubs and motifs in a few special cases like Afghanistan, Colombia, India, Israel, Pakistan and the United Kingdom. The backbone evolution reflects the change of relative importance of the terror hubs and the vulnerable motifs, which is in conformity with international affairs, peace accords, etc.

## 2. Data, Methodology and Results

### 2.1. Data description and filtration

The source for this analysis is open-access Global Terrorism Database (GTD), [16, 17] generously provided by the National Consortium for the Study of Terrorism and Responses to Terrorism (START), University of Maryland. GTD contains the database of news articles from all over the world. The data provides a detailed account of terrorist events from 1970 to 2016, except for year 1993 for which no data exists. The dataset has 170350 instances divided into 135 attributes. For each instance/event-data, we filtered information such as source, target, date of event, organizations or groups, the location information of the event, as well as latitude, longitude data of actors and the event. The dataset required considerable cleaning before any study could be done. The doubtful events, suggested by dataset itself, were removed. Further, attacks carried out by “Unknown” terrorist organization on “Unknown” targets were also filtered out. The events which had no spatial information in the dataset were removed, too. To maintain the network modularity at the country level, any attack which targeted international community instead of a particular nationality was also not included in the dataset. We finally had 64855 events in 46 years (no records available for year 1993).

### 2.2. Network construction

We analyze the terrorist attacks over a 46 year period (1970-2016), excluding 1993 (non-availability of data for the given period), such that the temporal granularity of our data analyses is one day. Over a period of time  $\tau$ , we construct the network of ‘connected’ actors in the following way: Whenever a terrorist source, actor  $a_1$ , attacks a target, actor  $a_2$ , it is recorded as an event  $E_1$  at time  $t \in [t_0 : t_0 + \tau]$ , an edge or directed link ‘connects’ the source to the target by an arrow of unit weight (could be generalized by weighing the edge by impact of attack, etc.), where  $t_0$  is the initial time in the entire span  $\tau$ . If another event

$E_2$  within the same time window involves source  $a_3$  and target  $a_2$ , then  $a_3$  is connected to  $a_2$  with a directed link of unit weight. Thus, sources  $a_1$  and  $a_3$  are both connected to the common target  $a_2$ . Aggregating all such events over the time window  $\tau$ , connected components are formed. Every time the same pair of actors are engaged, the edge mention (weight) increases by unity. Thus, the weight of an edge is the frequency of occurrence of attacks between the pair of source and target.

### 2.3. Disparity filter

To find the backbone structure of a weighted network, we have used an algorithm proposed by Serrano et al. [19]. The disparity filter algorithm extracts the network backbone by considering the relevant edges at all the scales present in the system and exploiting the local heterogeneity and local correlations among the weights. The disparity filter has a cut-off parameter  $\alpha_c$ , which determines the number of edges that are reduced in the original network. The filter, however, preserves the cut-off of the degree distribution, the form of the weight distribution, and the clustering coefficient. We discuss the choice of the cut-off parameter  $\alpha_c$  below.

## 2.4. Results

### 2.4.1. Network structure and backbone using disparity filter

Fig. 1 (a) shows the spatio-temporal distribution of the events across the globe; the dots representing the locations, colored according to different decades during which the events occurred. Evidently, past few decades have seen an exponential increase in terrorist incidents (see Supplementary Information Fig. S2, where year-wise evolution along with the associated frequencies of events are depicted). Note that during the period 1970-1990, the maximum value stayed at 2186, while during the period of 1995-2015 this value shot from 364 to 5703, with some fluctuations in between. Fig. 1 (b) shows a network aggregated over the period 1970-2016. Two types of actors are involved in the network: source and target (source nodes refer to the terrorist organizations and target nodes are the victims). Each actor is a node and whenever two actors are involved in an event, a directed link is drawn from source to target. The network has a giant component (colored in grey) in the center, surrounded by 168 peripheral isolated clusters (colored in black), while the nodes colored in red are showing the backbone. The zoomed-in view of the backbone structure is shown in Fig. 1 (c). The terrorist network for the entire period consists of 5568 nodes, 64855 edge mentions, and 10379 unique edges, with the giant component consists of 5148 nodes. Thus, the giant component encompasses more than 92% of the network nodes, implying that terrorism is closely linked across the globe and the backbone structure encompasses 8% of the total nodes of the network with disparity filter [19] cut-off  $\alpha_c = 0.01$  during the period 1970-2016.

The decade-wise evolution of the aggregate network, its giant component (in grey) as well as the backbone (in red) are shown in Fig. S10 of Supplementary

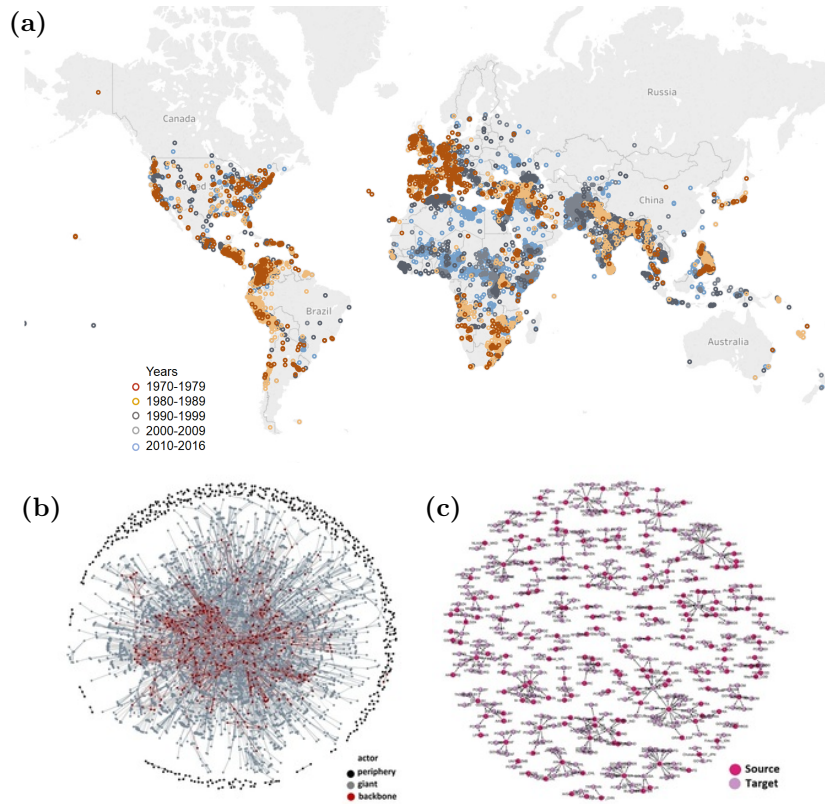


Figure 1: (a) Spatio-temporal evolution of attacks from 1970-2016. The different colored dots indicate the locations of the attacks, along with the years mentioned in the legend. The map and international boundaries are generated using the proprietary software *Tableau Desktop version 10.5.0*. (b) The aggregated network of terrorism for the period 1970-2016 – Network of terrorist attacks constructed from the history of the events. Two types of actors are involved in the network: Source and target (source nodes refer to the terrorist organizations and target nodes are the victims). Each actor is a node and whenever two actors are involved in an event, a directed link is drawn from source to target. The network has a giant component (grey) in the center, surrounded by 168 peripheral isolated clusters (black), while the nodes colored in red are showing the backbone; the average degree of a node in the network is 3.718. (c) The zoomed-in view of the backbone of the network, which has been identified using the disparity filter with  $\alpha_c = 0.01$  (described above). The backbone contains 8% of the total nodes and 4% of total edges (details summarized in Table 1)

Information. Here, we focus more on the evolution of the backbone. Fig. 2 (a-d) show the decade-wise evolution of the network backbone from 1970 to 2010, identified using the disparity filter with  $\alpha_c = 0.01$ . The comparison of backbone characteristics (as percentage of the total weights  $\%W_T$  of the network, total nodes  $\%N_T$  in the network and total unique edges  $\%E_T$  in the network) with the change in disparity filter cut-off  $\alpha_c$ , for the different evolving backbones

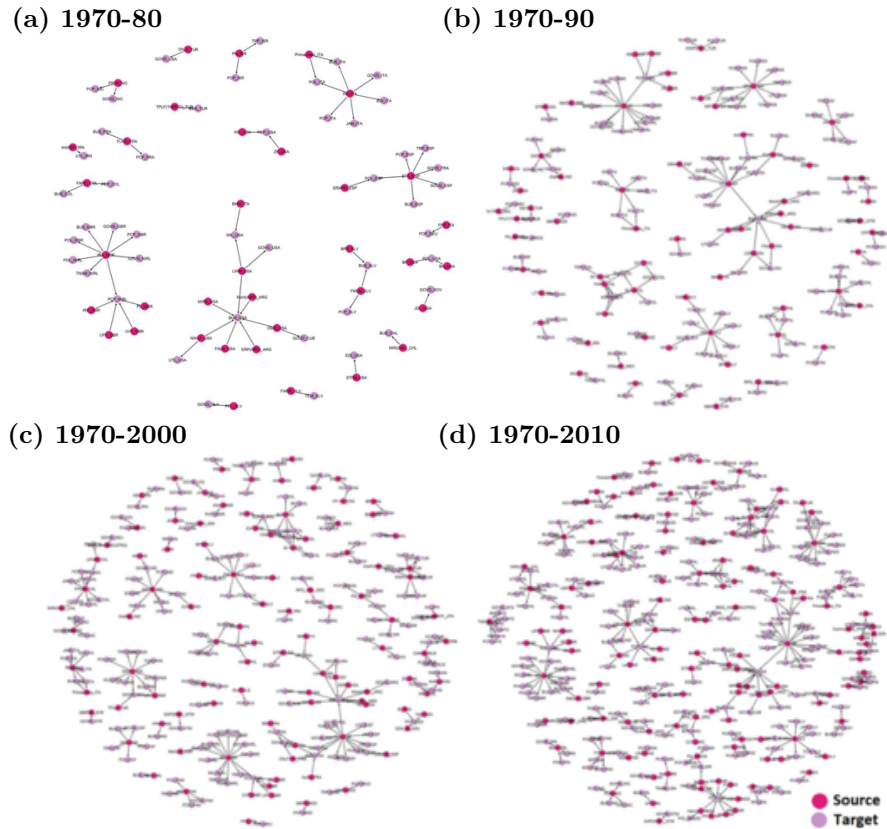


Figure 2: Decade-wise evolution of the network backbone from 1970-2010 (a-d) (for 1970-2016 shown in Fig. 1). The zoomed-in views of the backbones of the growing network, which have been identified using the disparity filter with  $\alpha_c = 0.01$ . The characteristics of the growing backbone structure for the different decades are summarized in Table1.

for the period 1970-1980, 1970-1990, 1970-2000, 1970-2010, and 1970-2016, is summarized in Table 2. We have studied other choices of  $\alpha_c$  (see Fig. S5 in Supplementary Information) as well, to check the granularity and details of motifs. In this paper, for filtering the backbone of the network, we choose  $\alpha_c$  at 0.01, which captures the motifs at the country level efficiently and provides fairly accurate insights in terms of the participation of the actors (sources and targets).

#### 2.4.2. Network statistical properties

As mentioned earlier, we construct the aggregate network over a given period of time, for the entire 46 years period (1970-2016) as well as for decade-wise period 1970-1980, 1970-1990, 1990-2000, and 1970-2010. Each event is visualized as a link between the source and target involved, which are the nodes, thus creating a network of actors connected by events. The details of the construction

Table 1: Characteristics of the growing backbone structures (with  $\alpha_c = 0.01$ ) in Fig. 2, for the different decades.

Year	Nodes (%)	Edges (%)	Edge mentions (%)	Number of clusters	Average number of neighbors
1970-1980	82 (16)	63 (3)	2490 (38)	20	1.537
1970-1990	179 (17)	156 (4)	12440 (56)	35	1.743
1970-2000	265 (7)	230 (4)	17730 (57)	51	1.736
1970-2010	341 (7)	308 (4)	23707 (57)	60	1.806
1970-2016	470 (8)	427 (4)	40467 (62)	79	1.817

Table 2: Comparison of backbone characteristics (as percentage figures of the total weights  $\%W_T$  of the network, total nodes  $\%N_T$  in the network and total unique edges  $\%E_T$  in the network) with the change in disparity filter cut-off  $\alpha_c$ , for the different evolving backbones.

Year	$\alpha_c$	$\%W_T$	$\%N_T$	$\%E_T$
1970-1980	0.05	48	9	6
	0.04	45	9	5
	0.03	43	8	4
	0.02	40	7	4
	0.01	38	6	3
Year	$\alpha_c$	$\%W_T$	$\%N_T$	$\%E_T$
1970-1990	0.05	65	11	7
	0.04	64	10	6
	0.03	62	10	5
	0.02	60	8	5
	0.01	56	7	4
Year	$\alpha_c$	$\%W_T$	$\%N_T$	$\%E_T$
1970-2000	0.05	65	11	6
	0.04	64	10	6
	0.03	63	9	5
	0.02	61	8	5
	0.01	57	7	4
Year	$\alpha_c$	$\%W_T$	$\%N_T$	$\%E_T$
1970-2010	0.05	65	12	7
	0.04	64	11	6
	0.03	63	10	5
	0.02	60	9	5
	0.01	57	7	4
Year	$\alpha_c$	$\%W_T$	$\%N_T$	$\%E_T$
1970-2016	0.05	70	13	7
	0.04	68	12	6
	0.03	67	11	6
	0.02	65	10	5
	0.01	62	8	4

is given in the Methods section 2.2. A typical network is shown in Fig. 1 (a) for data aggregated over the year 1970-2016.

We extracted the number of edge mentions  $w$  of a unique pair of actors (source-target), as well as the number of unique actors  $k$ , one actor is involved with. In terms of the network theory,  $w$  is the link weight and  $k$  the degree of a node (out-degree for sources and in-degree for targets). While  $k$  measures the importance, activity or visibility of a single actor,  $w$  measures the frequency of involvement of an actor pair (source-target) in the terrorist events. Since this is a directed network, the nodes have distinct out-degree and in-degree distributions. These quantities are measured decade-wise for the 46 year period (1970-2016) as well as through the whole period (aggregate over 46 years).

We computed the complementary cumulative probability distribution (CCDF) for different quantities for the aggregated network in 1970-1980, 1970-1990, 1970-2000, 1970-2010 and 1970-2016 (refer to Fig. 3 a-f). The complementary cumulative probability density functions for degree  $Q(k)$  (out- and in-degrees) and the edge-mentions  $Q(w)$ , which appear to be broad distributions (stretched-exponentials) (see Fig. 3). The CCDF's  $Q(s)$  of the cluster size  $s$  for the growing networks are shown in Fig. 3 (f); evidently, the outliers correspond to the sizes of the growing giant cluster (as percentage of the total number of nodes in the network): 1210 (83%) (1970-80), 2346 (88%) (1970-90), 3313 (86%) (1970-2000), 4220 (90%) (1970-2010) and 5148 (92%) (1970-2016).

The above results quantitatively characterize the heterogeneity in the activities of the different actors (sources and targets)– while most actors (or actor-pairs) are relatively less active, a few are very active (see table 3 for the list of top-50 actor pairs). The broad degree distributions show little change with time. Notably, the average clustering coefficient (for directed network [20, 21]) of the nodes in the backbone is *zero*, contrary to most social networks of friendships, collaborations, etc., where typically the average clustering coefficient is high [14, 15]. This implies the absence of loops or cyclicity in the network.

#### 2.4.3. Tolerance to attack and failure.

We studied the network resilience– how the network breaks down under attack, in order to stop terrorism activities to happen [18]. The largest connected component of the network (i.e., the giant component) is subjected to targeted attack by removal of the most connected nodes (in terms of the source out-degree, which corresponds to a terrorist organization, etc.). As the network is directed, so we start removing the source node with the highest out-degree, followed by the next highest out-degree and so on. This results in rapid fragmentation or destruction of the network by removing all the source nodes in comparison with random node removal. We compute the fraction of nodes present in the largest connected component ( $GC$ ), which is observed to decrease very quickly, and the average number of nodes in the isolated clusters other than the giant component ( $ac$ ), with increasing fraction of removed nodes. The network and the giant component are destroyed faster by targeted nodes removal (attack), compared to the random node removal (failure),  $GC$  becomes zero after about 33% of the sources are removed through the former method, and about 87% of the sources



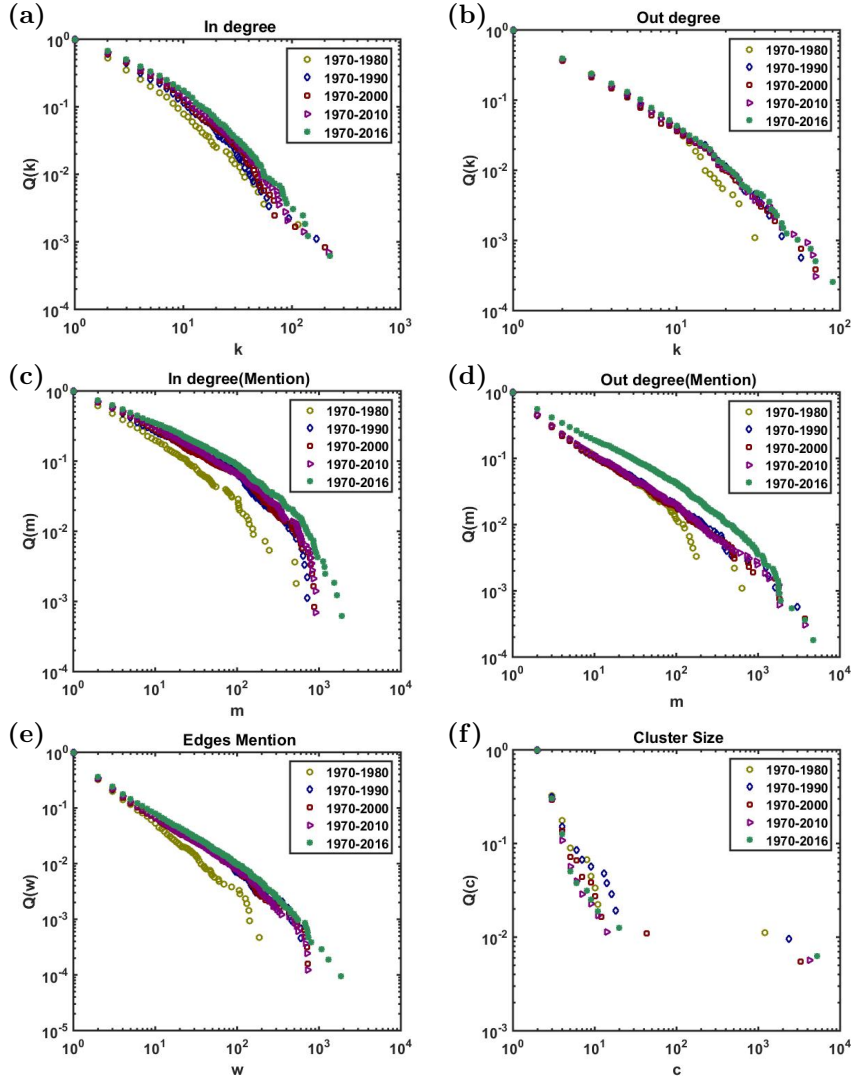


Figure 3: Structural properties of the network decade-wise: 1970-1980 (light green circle), 1970-1990 (blue diamond), 1970-2000 (red square), 1970-2010 (magenta triangle) and 1970-2016 (green star). (a and b) Plot of the cumulative probability (CCDF)  $Q(k)$  that an actor is connected to  $k$  others or more (in-degree and out-degree). (c and d) Plot of the cumulative probability (CCDF)  $Q(m)$  that an actor is mentioned at least  $m$  times (in-degree and out-degree). (e) Plot of the cumulative probability  $Q(w)$  that an actor pair is mentioned at least  $w$  times. (f) Plot of the cumulative probability (CCDF) for  $Q(c)$  that there is a cluster of size larger than  $c$ . The size of the largest clusters (seen as outliers) are very large compared to the rest.

are removed through the latter, as shown in Fig. 4. The results are very similar to those of the studies by Sharma et al. [9], but we reiterate that in this case

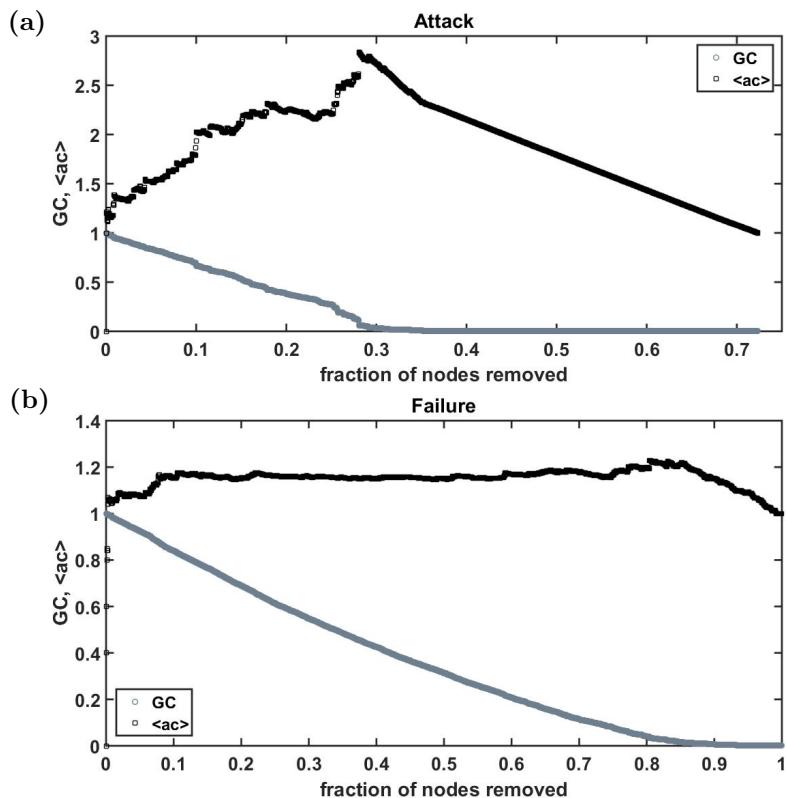


Figure 4: (a) The structure of the network (directed) under targeted attack: Terrorist source nodes are removed in the sequence of their out-degree starting from the highest out-degree. The plots shows the behavior of the giant component  $GC$  (fraction of nodes in the largest connected component) and the average number of nodes in the isolated clusters other than the giant component  $\langle ac \rangle$ , with increasing fraction of removed nodes. (b) The structure of the network (directed) under random failure: Nodes having out-degree are removed randomly. The network and the giant component are destroyed faster by targeted nodes removal (attack), compared to the random node removal (failure):  $GC$  becomes zero after about 33% of the sources are removed through the former method, and about 87% of the sources are removed through the latter. The results are shown for the network aggregated over 1970 – 2016.

we have a directed network and we remove only the source nodes (terrorists).

#### 2.4.4. Motifs and hubs

Using the disparity filter method, we isolated the backbone of network for different time periods and identified the terror hubs and vulnerable motifs of global terrorism. As obvious, only the terror hubs and vulnerable motifs that are very frequently engaged do appear in the backbone. We show in Fig. 5, the evolution of hubs and motifs in a few exemplary cases like Afghanistan (AFG), Colombia (COL), India (IND), Israel (ISR), Pakistan (PAK) and the United Kingdom (GBR). The very fact that the backbone structure evolves indicates

that often some terrorist organizations gain more prominence than others. Examining these hubs and motifs, we observe that the *star-structure* occurs quite frequently in the backbone: One source attacking many targets, or one target being attacked by many sources. The backbone structure of ISR grows from a simple structure of 1 source and 2 targets (average degree 1.33) in 1970-1980, to an intricate structure of 14 sources and 6 targets (average degree 1.90) in 1970-2016. Further analysis reveals that before 2000 the Israel-Palestinian conflict was limited to the aggression between the two states. Later, Palestinian organizations like Hamas, Popular Front for the Liberation of Palestine, al-Aqsa Martyr's Brigade, etc., assumed prominence in the conflicts against the state of Israel. The backbone structure of GBR remains fairly the same; the average degree grows from 1.85 (1970-1980) to 1.91 (1970-2016); the Irish Republican Army is the main terrorist hub, while the private citizens and property is the most vulnerable target for the entire duration. In COL, the backbone structure grows from a simple 3 node (1 source and 2 targets) in 1970-1980 to a clustered 11 nodes (5 sources and 6 targets) in 1970-1990; the average degree jumps from 1.33 to 2.91. Then it grows steadily to a closely knit structure of 15 nodes (6 sources and 9 targets) at the end of 2016. We observe that till 2000 there is no node for the military, but it appears later as a target. This relates to the fact that military got involved by the state for the eradication of terrorists after the presidential change in 2002.

Fig. 6 shows that in Indian sub-continent, AFG, IND, and PAK are among the nations which have suffered highest terrorist attacks in the recent decades (see Supplementary Information Fig. S2). Interestingly, AFG does not appear in the backbone till 2000, and government (Diplomatic) GOVD\_USA is a common target which links two countries AFG and PER. This is typically the case in many other empirical networks, where there exists a node connecting two modules or communities [22]. In AFG and PER, we again see the appearance of star structures, as in GBR. In IND, the rise (and fall) of the attacks by Sikh extremists in the state of Punjab (1980-2000), Separatists India in the state of Jammu and Kashmir (1990-2016), and Maoists in the states of Andhra Pradesh, Bihar, Chattisgarh, Jharkhand, Odisha and West Bengal (2000-2016), are noteworthy. The backbone structure of PAK significantly exposes the change in the prominence of terrorist organizations in various decades. With Muttahida Qami Movement having prominence in the early decades, it is replaced by Tehrik-i-Taliban Pakistan, formed in 2007 in the 2010 decade. Also, Khorasan Chapter of the Islamic State, Lashkar-e-Jhangvi, Baloch Liberation Front have increased their attacks in the current decade, rightly captured in the backbone.

In addition, we have observed in Fig. 2 that El Salvador (SLV) appeared in 1970-1980 and 1970-1990 backbones, but did not appear thereafter; this conforms to the fact that Chapultepec peace accords were signed in 1992 and the terrorist attacks reduced.

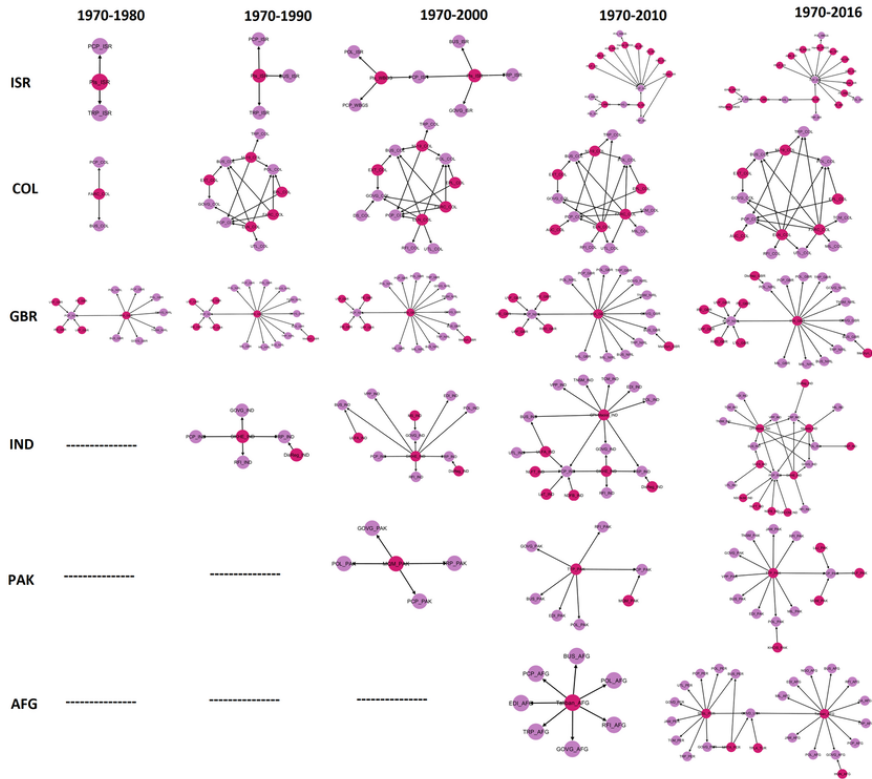


Figure 5: Cumulative growth of the terror hubs and vulnerable targets in backbones of the countries: Israel (ISR), Columbia (COL), the United Kingdom (GBR), India (IND), Pakistan (PAK) and Afghanistan (AFG) from Fig. 1.

### 3. Discussion

We have examined the spatio-temporal dynamics of the terrorist events across the globe, using the Global Terrorism Database (GTD) [16, 17] from 1970 to 2016. We developed the view of a complex network of global terrorism and studied its growth dynamics. The network always had a giant component, which was in the range of 83% to 92% of the total number of network nodes. The statistical properties of the network were found to be quite robust. The CCDF's for the (in- and out-) degrees ( $k$ ) and edge mentions ( $w$ ) seem to be broad (stretched-exponentials). The network resilience results yielded that the giant component disappeared after about 33% of the hubs (in descending order of magnitude) were removed; in the case of random removal of sources, the giant component disappears much slower—only after 87% of the sources were removed.

We isolated the backbone of the terrorist network using the disparity filter method, and identified the terror hubs and vulnerable motifs of global terrorism.

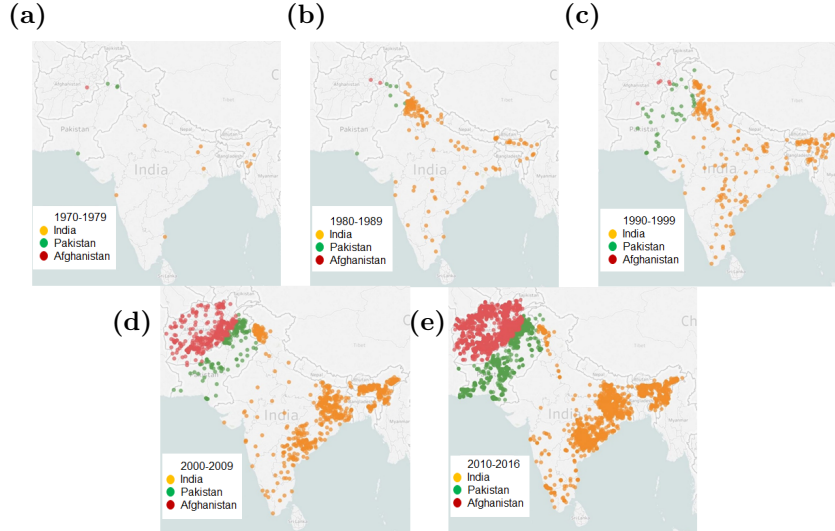


Figure 6: Spatio-temporal evolution of Indian sub-continent. Event locations decade-wise (a-e), for the countries: Afghanistan (AFG), India (IND) and Pakistan (PAK). The maps and international boundaries are generated using the proprietary software *Tableau Desktop version 10.5.0*. The results are in conformity with the backbone structures of the actor pairs of countries shown in Table 3 and Fig. 2 respectively.

We have chosen  $\alpha_c = 0.01$  such that it enables us to follow the country-wise evolution of the terror hubs and vulnerable motifs that appear in the backbone structures, and we extracted the backbones of the networks for the different periods of evolution. Fig. 1 (c) shows the backbone for the network with the aggregated data from 1970 to 2016, consisting of 470 nodes (8% of the total network), 427 edges (4% of the total network) and 40467 edge mentions (62% of the total network). The backbone nodes primarily lie in the giant component, with few in the periphery. The complete lists of 190 unique sources and 280 unique targets (total 470 nodes) are given in Tables S2-S3 in the Supplementary Information. Fig. 2 shows the growing backbones of the networks for the different decades of evolution. As time evolves, the backbone structure grows (number of nodes and edges increase) and becomes more intricate. The number of nodes, unique edges, edge mentions, number of clusters, and the average number of neighbors a node possesses in the growing backbone structures as shown in Fig. 2, are summarized in Table 1. Interestingly, the number of source-target pairs in the backbone structures— indicated by the number of edges, is around 4% for most years. However, their frequencies of engagement— indicated by the number of edge mentions, grows steadily from 38% (1970-1980) to 62% (1970-2016). The average number of neighbors a node possesses, also increases from 1.537 (1970-1980) to 1.817 (1970-2016).

The backbones for the various decades contain between 8% to 16% of the total number of the nodes; the number of unique edges remains fairly constant

around 4% of the total number of edges in the network. Most importantly, the edge mentions (weights) grow from 38% to 62% of the total network, signifying very high frequency of engagement between a small number of source-target pairs. The terror hubs and vulnerable motifs were seen to have star structures more frequently than by chance. The average degree of a node in the backbone increased steadily as time evolved. The average clustering coefficient was always observed to be zero (indicating the absence of triangles or cyclicity) in the growing directed network [20, 21], as well as the evolving backbone.

We analyzed the evolutionary structures of the hubs and motifs in Afghanistan, Colombia, India, Israel, Pakistan and the United Kingdom and found very interesting changes in the structures, especially in the Indian sub-continent. The backbone structures of the different countries significantly reflected the changes in the prominence of terrorist organizations in various decades. We also observed that the US citizens, businessmen, and other organizations were often the common target nodes linking different closed knit communities of terrorist organizations from other countries. The observation that El Salvador appeared only in the backbones of 1970-1980 and 1970-1990 and not thereafter, conforming to the fact that Chapultepec peace accords were signed in 1992, is one of the many significant outcomes of the network backbone analysis. Our results for the range of provided parameters describe the evolution of terrorism in the above countries that emerge from the network analysis. The results are in no way a comment on the previous policies of the Governments of the countries considered.

The political and socioeconomic conditions along with the local circumstances of a region plays key role in framing anti-terrorism policies and elimination of terrorist ties. The inter-disciplinary approaches of network analysis that we have used in this paper, may provide supplementary knowledge and insight on the formation and spreading of terrorism, and thereby help the international security agencies in contending terrorism, as well as produce acumen for the policy makers and experts of international relations.

#### *List of top 50 actor pairs*

The list of top-50 actor pairs (source–target abbreviations) along with their weights (frequencies of interactions) that appear in the backbone of the global terrorist network with 470 nodes and 427 unique edges is given in Table 3.

Table 3: List of top-50 actor pairs that appear in the backbone structure (1970-2016).

S. No.	Source	Target	Weight	S. No.	Source	Target	Weight
1	Taliban_AFG	POL_AFG	1854	26	IRA_GBR	PCP_NIRL	296
2	ISIL_IRQ	PCP_IRQ	1303	27	NPA_PHL	POL_PHL	293
3	Taliban_AFG	PCP_AFG	1086	28	Houthi_YEM	PCP_YEM	292
4	Taliban_AFG	GOVG_AFG	810	29	NPA_PHL	BUS_PHL	291
5	BH_NGA	PCP_NGA	740	30	CPI-Maoist_IND	GOVG_IND	278
6	SPSL_PER	PCP_PER	733	31	LTTE_LKA	PCP_LKA	275
7	FMLN_SLV	UTL_SLV	713	32	IRA_GBR	BUS_NIRL	270
8	SPSL_PER	GOVG_PER	693	33	TTP_PAK	PCP_PAK	267
9	SPSL_PER	BUS_PER	670	34	FARC_COL	BUS_COL	251
10	SPSL_PER	POL_PER	552	35	KWP(PKK)_TUR	PCP_TUR	245
11	ETA_ESP	POL_ESP	530	36	FMLN_SLV	BUS_SLV	243
12	SPSL_PER	UTL_PER	506	37	ELN_COL	UTL_COL	230
13	ETA_ESP	BUS_ESP	495	38	IRA_GBR	BUS_GBR	222
14	ISIL_IRQ	POL_IRQ	451	39	AQI_IRQ	PCP_IRQ	221
15	CPI-Maoist_IND	PCP_IND	448	40	Maoists_IND	PCP_IND	219
16	IRA_GBR	POL_NIRL	433	41	NPA_PHL	GOVG_PHL	218
17	FARC_COL	PCP_COL	391	42	BH_NGA	POL_NGA	218
18	ASB_SOM	PCP_SOM	387	43	FARC_COL	UTL_COL	215
19	KWP(PKK)_TUR	POL_TUR	366	44	FARC_COL	GOVG_COL	211
20	FE_NGA	PCP_NGA	361	45	LTTE_LKA	POL_LKA	207
21	CPI-Maoist_IND	POL_IND	341	46	FLNC_FRA	BUS_FRA	204
22	FARC_COL	POL_COL	333	47	NPA_PHL	PCP_PHL	200
23	FMLN_SLV	PCP_SLV	330	48	PE_GBR	PCP_NIRL	196
24	ASB_SOM	GOVG_SOM	324	49	TTP_PAK	POL_PAK	192
25	Maoists_IND	POL_IND	315	50	ETA_ESP	GOVG_ESP	190

## Acknowledgements

The authors thank S. Biswas, A.S. Chakrabarti, B.K. Chakrabarti, A. Chatterjee, I. Ghosh, A. Krishnamachari, A.S. Patel, H.K. Pharasi, M.S. Santhanam, and P. Sen for useful comments and criticisms. The authors acknowledge the support by University of Potential Excellence-II grant (Project ID-47) of JNU, New Delhi, and the DST-PURSE grant given to JNU by the Department of Science and Technology, Government of India. K.S. acknowledges the University Grants Commission (Ministry of Human Resource Development, Govt. of India) for her senior research fellowship.

## References

- [1] M. Perc, J. J. Jordan, D. G. Rand, Z. Wang, S. Boccaletti, A. Szolnoki, Statistical physics of human cooperation, *Physics Reports* 687 (2017) 1–51.
- [2] T. Schelling, Models of segregation, *American Economic Review* 59 (2) (1969) 488–93.

- [3] T. Schelling, Dynamic models of segregation, *Journal of Mathematical Sociology* 1 (1971) 143–186.
- [4] L. Richardson, *The roots of terrorism*, Routledge, 2013.
- [5] S. L. Cutter, D. B. Richardson, T. J. Wilbanks, *The geographical dimensions of terrorism*, Routledge, 2014.
- [6] S. Galam, A. Mauger, On reducing terrorism power: a hint from physics, *Physica A: Statistical Mechanics and its Applications* 323 (2003) 695–704.
- [7] B. Chakrabarti, A. Chakraborti, A. Chatterjee, *Econophysics and Sociophysics: Trends and Perspectives*, Wiley-VCH, Berlin, 2006.
- [8] A. Clauset, M. Young, K. S. Gleditsch, On the frequency of severe terrorist events, *Journal of Conflict Resolution* 51 (1) (2007) 58–87.
- [9] K. Sharma, G. Sehgal, B. Gupta, G. Sharma, A. Chatterjee, A. Chakraborti, G. Shroff, A complex network analysis of ethnic conflicts and human rights violations, *Scientific Reports* 7 (1) (2017) 8283.
- [10] G. Sehgal, K. Sharma, A. Chatterjee, A. Chakraborti, Spatio-temporal networks of social conflicts: Analysis and modeling, in: *2018 IEEE/ACM International Conference on Advances in Social Networks Analysis and Mining (ASONAM)*, IEEE, 2018, pp. 740–743.
- [11] C. Castellano, S. Fortunato, V. Loreto, Statistical physics of social dynamics, *Reviews of modern physics* 81 (2) (2009) 591.
- [12] P. Sen, B. K. Chakrabarti, *Sociophysics: an introduction*, Oxford University Press, 2013.
- [13] S. S. Husain, K. Sharma, Dynamical evolution of anti-social phenomena: A data science approach, in: *New Perspectives and Challenges in Econophysics and Sociophysics*, Springer, 2019, pp. 241–255.
- [14] A.-L. Barabási, *Network science*, Cambridge university press, 2016.
- [15] M. Newman, A.-L. Barabasi, D. J. Watts, *The structure and dynamics of networks*, Princeton University Press, 2011.
- [16] Global terrorism database (gtd), <https://www.start.umd.edu/gtd/contact/> (2018).
- [17] Global terrorism database (gtd)-codebook: Inclusion criteria and variables, as on 3 jan, 2013, <https://www.start.umd.edu/gtd/downloads/codebook.pdf> (2018).
- [18] R. Albert, H. Jeong, A.-L. Barabási, Error and attack tolerance of complex networks, *Nature* 406 (6794) (2000) 378–382.



- [19] M. Á. Serrano, M. Boguná, A. Vespignani, Extracting the multiscale backbone of complex weighted networks, *Proceedings of the national academy of sciences* 106 (16) (2009) 6483–6488.
- [20] G. Fagiolo, Clustering in complex directed networks, *Physical Review E* 76 (2) (2007) 026107.
- [21] F. D. Malliaros, M. Vazirgiannis, Clustering and community detection in directed networks: A survey, *Physics Reports* 533 (4) (2013) 95–142.
- [22] J.-P. Onnela, J. Saramäki, J. Hyvönen, G. Szabó, D. Lazer, K. Kaski, J. Kertész, A.-L. Barabási, Structure and tie strengths in mobile communication networks, *Proceedings of the national academy of sciences* 104 (18) (2007) 7332–7336.

## Supplementary information

### Data

The data source utilized for this quantitative analysis of terrorism is obtained from the Global Terrorism Database (GTD), maintained by the National Consortium for the Study of Terrorism and Responses to Terrorism (START) at the University of Maryland, United States. The database was built on unclassified source material publicly available in media, digital news archives, books, journals, and some legal documents. GTD contains 170350 terrorist events reported for a period of 46 years from 1970 to 2016. The events of 1993 are not present in the database as they were lost prior to START's compilation. The dataset includes 135 variables such as GTD Id, date of incident, incident location, incident information, attack information, target/victim information, perpetrator information, perpetrator statistics, claims of responsibility, weapon information, casualty information, consequences, kidnapping/hostage taking information, additional information, and source information. A snapshot of few variables is shown in Figure S7.

Year	Target	Loc_Target	Source	Country	City	Lat	Long	Attack_Type
1970	Private Citizens & Property	Dominican Republic	MAMCO-D	Dominican Republic	Santo Domingo	18.456792	-69.951164	Assassination
1970	Government (Diplomatic)	Belgium	23rd of September Commu	Mexico	Mexico city	19.432608	-99.133207	Hostage Taking (Kidnapping)
1970	Police	United States	Black Nationalists	United States	Cairo	37.005105	-89.176269	Armed Assault
1970	Police	Uruguay	Tupamaros (Uruguay)	Uruguay	Montevideo	-34.891151	-56.187214	Assassination
1970	Military	United States	New Year's Gang	United States	Madison	43.076592	-89.412488	Facility/Infrastructure Attack
1970	Government (General)	United States	New Year's Gang	United States	Madison	43.072965	-89.386694	Facility/Infrastructure Attack
1970	Government (General)	United States	Left-Wing Militants	United States	Detroit	42.331685	-83.047924	Facility/Infrastructure Attack
1970	Government (General)	Germany	Commune 1	East Germany (GDR)	East Berlin	52.516667	13.4	Bombing/Explosion
1970	Educational Institution	United States	Black Nationalists	United States	New York City	40.610069	-73.947971	Bombing/Explosion
1970	Business	United States	Strikers	United States	Rio Grande	18.379998	-85.830948	Bombing/Explosion
1970	Business	United States	Black Nationalists	United States	Seattle	47.60396	-122.326439	Facility/Infrastructure Attack
1970	Police	United States	Black Nationalists	United States	Champaign	40.116748	-88.23927	Facility/Infrastructure Attack
1970	Educational Institution	Uruguay	Tupamaros (Uruguay)	Uruguay	Montevideo	-34.891151	-56.187214	Armed Assault
1970	Educational Institution	United States	Black Nationalists	United States	Seattle	47.610594	-122.317228	Bombing/Explosion
1970	Military	United States	Student Radicals	United States	Seattle	47.655335	-122.30352	Bombing/Explosion
1970	Violent Political Party	United States	White extremists	United States	Jersey City	40.728075	-74.077825	Facility/Infrastructure Attack
1970	Business	Venezuela	Armed Forces of National Lib	Venezuela	Caracas	10.502961	-66.917253	Hostage Taking (Kidnapping)
1970	Private Citizens & Property	United States	Strikers	United States	South Sioux City	42.47031	-96.413949	Bombing/Explosion
1970	Police	United States	Black Nationalists	United States	New York City	40.78306	-73.971249	Armed Assault
1970	Government (General)	United States	Black Nationalists	United States	West Point	33.90951	-88.650419	Bombing/Explosion
1970	Police	United States	Black Nationalists	United States	New York City	40.728224	-73.794852	Armed Assault
1970	Government (General)	United States	Left-Wing Militants	United States	Norwalk	41.241996	-82.615241	Facility/Infrastructure Attack
1970	Business	United States	Strikers	United States	South Sioux City	42.46634	-96.41405	Bombing/Explosion
1970	Military	United States	Student Radicals	United States	Coral Gables	25.720951	-80.277857	Facility/Infrastructure Attack
1970	Police	United States	Black Nationalists	United States	Cairo	37.005105	-89.176269	Armed Assault
1970	Private Citizens & Property	United States	Strikers	United States	Akron	41.084195	-81.514059	Bombing/Explosion

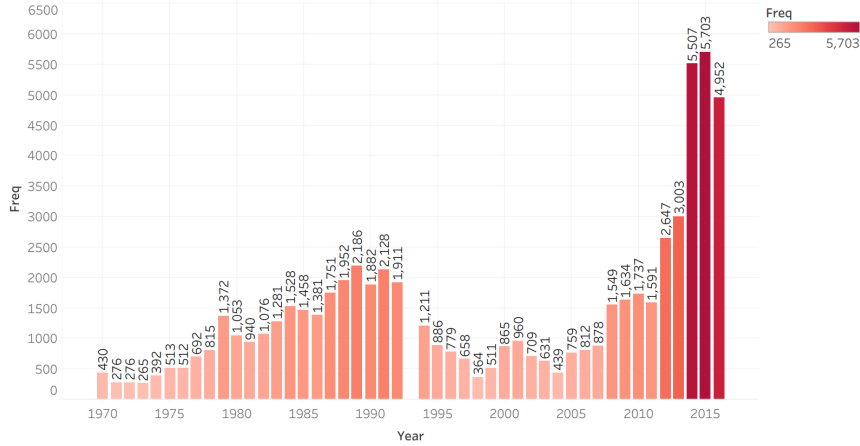
Figure S7: Snapshot displaying few representative columns of the dataset.

## Extended results: Figures and tables

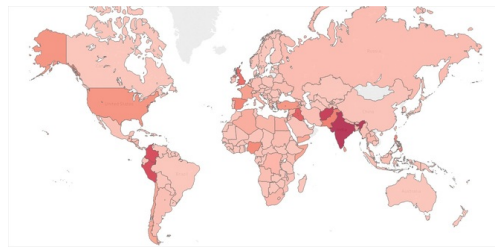
### Terrorist attacks

Different statistics and details of the terrorist attacks from 1970-2016, are shown below in Figure S8.

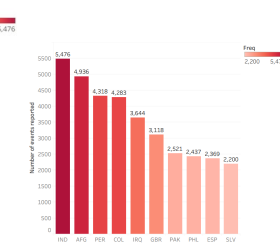
(a)



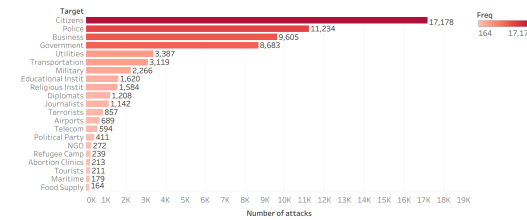
(b)



(c)



(d)



(e)

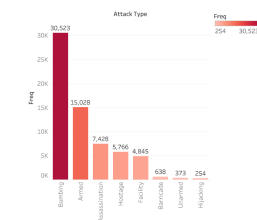


Figure S8: (a) Year-wise count of terror activities. Note that no data was available for the year 1993. (b) Heatmap of the event count of global terrorism, showing the intensity and distribution. (c) Count of terror activities in the top-10 affected countries; note the plot depicts the raw figures for each country (not normalised by population or geographical area). (d) Target types– most frequent targets of terrorists, and (e) Attack types– favorite *modus operandi* for assaults. All results are for the period 1970-2016. The maps and international boundaries are generated using the proprietary software *Tableau Desktop version 10.5.0*.

### Fatalities vs. injured

The impact of the terrorist attacks, as given by the number of persons killed or wounded, are shown in Figure S9. Interestingly, they have broad distributions.

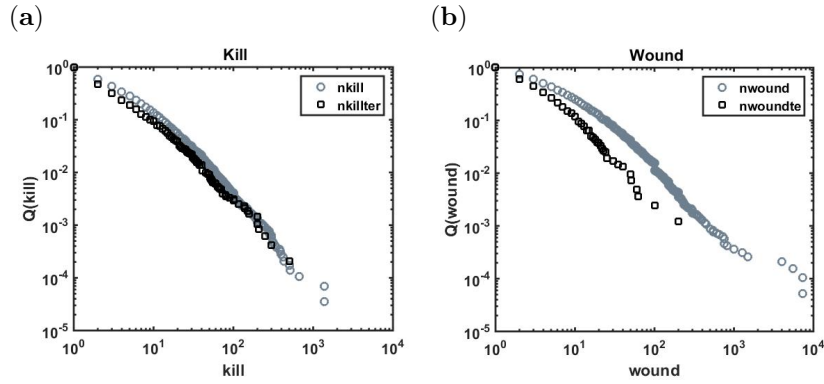


Figure S9: Plots of the cumulative probability (CCDF) of (a) killed and (b) wounded for aggregated period over 1970-2016.

### *Evolution of Network and Giant Component*

Decade-wise evolution of the network and its giant component is shown in Figure S10.

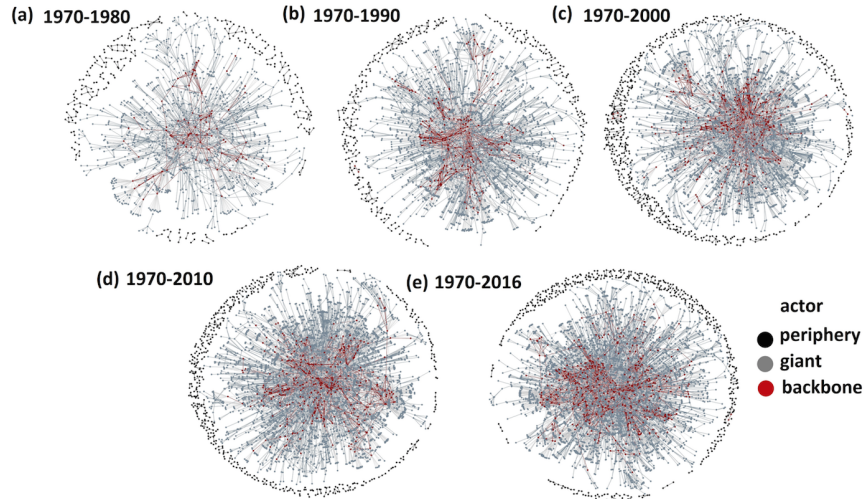


Figure S10: Plots (a – e) shows decade-wise evolution of the network, its giant component (in grey) as well as the backbone (in red). The network consists of 1459 nodes in 1970-1980, 2658 nodes in 1970-1990, 3832 nodes in 1970-2000, 4669 nodes in 1970-2010, and 5568 nodes in 1970-2016. The size of the giant component (shown in grey) and its percentage size with respect to the entire network is 1210 (83%) in 1970-1980, 2346 (88%) in 1970-1990, 3313 (86%) in 1970-2000, 4220 (90%) in 1970-2010, and 5148 (92%) in 1970-2016. Interestingly, the backbone identified using the disparity filter and shown in red is primarily a part of the giant component. The peripheral nodes are colored black.

The backbone structures are displayed in the Figure S11 as an effect of  $\alpha_c$  on the evolving backbones

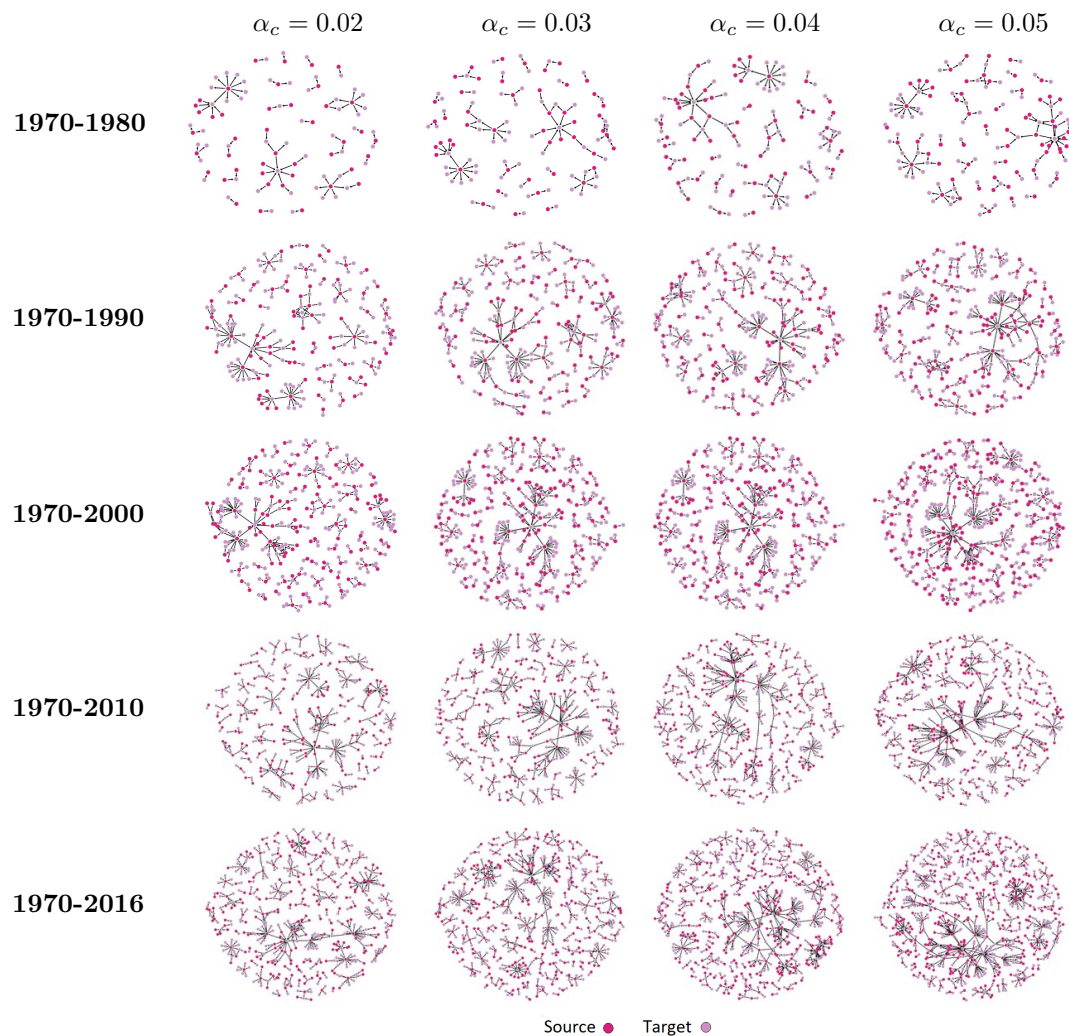


Figure S11: Effect of  $\alpha_c$  on the evolving backbones. (From Left to Right) Different values of  $\alpha_c = 0.02, 0.03, 0.04, 0.05$ . (From Top to Bottom) Different decades 1970-1980, 1970-1990, 1970-2000, 1970-2010 and 1970-2016, respectively.

*Lists of names of sources, targets and actor pairs*

The names of 190 sources and their abbreviations that appear in the backbone of the global terrorist network with 470 nodes are given in Table S4.

Table S4: Names and abbreviations of Sources that appear in the backbone structure (1970-2016).

<b>Sr. No.</b>	<b>Source Name</b>	<b>Source Abbreviation</b>
1	23rd of September Communist League_Mexico	23SepCL_MEX
2	31 January People's Front (FP-31)_Guatemala	FP-31_GTM
3	Abu Sayyaf Group (ASG)_Philippines	ASG_PHL
4	Action Directe_France	AcDir_FRA
5	African National Congress (South Africa)_South Africa	ANC_ZAF
6	Ajnad Misr_Egypt	AjM_EGY
7	Al-Aqsa Martyrs Brigade_Israel	AQM_ISR
8	Al-Aqsa Martyrs Brigade_West Bank and Gaza Strip	AQM_WBGS
9	Al-Fatah_West Bank and Gaza Strip	Al-Fatah_WBGS
10	Al-Gama'at al-Islamiyya (IG)_Egypt	IG_EGY
11	Algerian Islamic Extremists_Algeria	DZA_IE_DZA
12	Allied Democratic Forces (ADF)_Democratic Republic of the Congo	ADF_COD
13	Al-Nusrah Front_Syria	ANF_SYR
14	Al-Qaida in Iraq_Iraq	AQI_IRQ
15	Al-Qaida in the Arabian Peninsula (AQAP)_Yemen	AQAP_YEM
16	Al-Qaida in the Islamic Maghreb (AQIM)_Algeria	AQIM_DZA
17	Al-Shabaab_Kenya	ASB_KEN
18	Al-Shabaab_Somalia	ASB_SOM
19	Anarchists_Greece	ANR_GRC
20	Animal Liberation Front (ALF)_United States	ALF_USA
21	Ansar al-Sharia (Libya)_Libya	AASL_LBY
22	Anti-Abortion extremists_United States	AAE_USA
23	Anti-Balaka Militia_Central African Republic	ABM_CAF
24	Arab Separatists_Iran	ArbSEP_IRN
25	Armed Forces of National Resistance (FARN)_El Salvador	FARN_SLV
26	Armed Islamic Group (GIA)_Algeria	GIA_DZA
27	Armed Revolutionary Independence Movement (MIRA)_United States	MIRA_USA
28	Army of God_United States	ArGod_USA
29	Asa'ib Ahl al-Haqq_Iraq	AAH_IRQ
30	Baader-Meinhof Group_Italy	BMG_ITA
31	Baader-Meinhof Group_West Germany (FRG)	BMG_WestDEU(FRG)
32	Baloch Liberation Front (BLF)_Pakistan	BLF_PAK
33	Baloch Republican Army (BRA)_Pakistan	BRA_PAK
34	Barqa Province of the Islamic State_Libya	BARIS_LBY
35	Basque Fatherland and Freedom (ETA)_Spain	ETA_ESP

36	Black Nationalists_United States	BN_USA
37	Black Panthers_United States	BP_USA
38	Boko Haram_Cameroon	BH_CMR
39	Boko Haram_Chad	BH_TCD
40	Boko Haram_Niger	BH_NER
41	Boko Haram_Nigeria	BH_NGA
42	Chechen Rebels_Russia	ChREb_RUS
43	Chukakuha (Middle Core Faction)_Japan	ChukakuhaMCF_JPN
44	Communist Party of India - Maoist (CPI-Maoist)_India	CPI-Maoist_IND
45	Communist Party of Nepal-Maoist (Baidya)_Nepal	CPNPL-Maoist_NPL
46	Communists_Philippines	Communists_PHL
47	Conspiracy of Cells of Fire_Greece	CCF_GRC
48	Coordination Committee (CORCOM)_India	CORCOM_IND
49	Corsican National Liberation Front (FLNC)_France	FLNC_FRA
50	Corsican National Liberation Front- Historic Channel_France	CNLF-HC_FRA
51	Death Squad_El Salvador	DS_SLV
52	Death Squad_Guatemala	DS_GTM
53	Democratic Front for the Liberation of Rwanda (FDLR)_Democratic Republic of the Congo	FDLR_COD
54	Dev Sol_Turkey	DevSol_TUR
55	Dishmish Regiment_India	DisReg_IND
56	Dissident Republicans_United Kingdom	DisRep_GBR
57	Donetsk People's Republic_Ukraine	DPR_UKR
58	Earth Liberation Front (ELF)_United States	ELF_USA
59	Ejercito Revolucionaria del Pueblo (ERP) (Argentina)_Argentina	ERP(ARG)_ARG
60	Farabundo Marti National Liberation Front (FMLN)_El Salvador	FMLN_SLV
61	Fighting Proletarian Squads_Italy	FPS_ITA
62	First of October Antifascist Resistance Group (GRAPO)_Spain	GRAPO_ESP
63	Free Aceh Movement (GAM)_Indonesia	FrAc(GAM)_IDN
64	Free Syrian Army_Syria	FSA_SYR
65	Fuerzas Armadas de Liberacion Nacional (FALN)_United States	FALN_USA
66	Fulani extremists_Nigeria	FE_NGA
67	Guerrilla Army of the Poor (EGP)_Guatemala	GAP(EGP)_GTM
68	Hamas (Islamic Resistance Movement)_Israel	Hamas_ISR
69	Hamas (Islamic Resistance Movement)_West Bank and Gaza Strip	Hamas_WBGS
70	Haqqani Network_Afghanistan	HQN_AFG
71	Hezbollah_Israel	Hez_ISR
72	Hezbollah_Lebanon	Hez_LBN
73	Houthi extremists (Ansar Allah)_Saudi Arabia	Houthi_SAU
74	Houthi extremists (Ansar Allah)_Yemen	Houthi_YEM
75	Hutu extremists_Burundi	Hutuextremists_BDI
76	Institutional Revolutionary Party (PRI)_Mexico	PRIMEX
77	Irish Republican Army (IRA)_Ireland	IRA_IRL

78	Irish Republican Army (IRA)_United Kingdom	IRA_GBR
79	Irish Republican Extremists_United Kingdom	IRE_GBR
80	Islamic Front (Syria)_Syria	IF(SYR)_SYR
81	Islamic Salvation Front (FIS)_Algeria	FIS_DZA
82	Islamic State of Iraq and the Levant (ISIL)_Iraq	ISIL_IRQ
83	Islamic State of Iraq and the Levant (ISIL)_Lebanon	ISIL_LBN
84	Islamic State of Iraq and the Levant (ISIL)_Syria	ISIL_SYR
85	Islamic State of Iraq and the Levant (ISIL)_Turkey	ISIL_TUR
86	Islamist extremists_Algeria	IE_DZA
87	Israeli extremists_West Bank and Gaza Strip	ISREx_WBGS
88	Israeli settlers_West Bank and Gaza Strip	ISRsettlers_WBGS
89	Jamaat-E-Islami (Bangladesh)_Bangladesh	JEIs(BGD)_BGD
90	Janatantrik Terai Mukti Morcha- Jwala Singh (JTMM-J)_Nepal	JTMM-J_NPL
91	Janjaweed_Sudan	JNJD_SDN
92	Jemaah Islamiya (JI)_Indonesia	JI_IDN
93	Jewish Defense League (JDL)_United States	JDL_USA
94	Karen National Union_Myanmar	KNU_MMR
95	Khmer Rouge_Cambodia	KhRo_KHM
96	Khorasan Chapter of the Islamic State_Pakistan	KHCIS_PAK
97	Kurdistan Workers' Party (PKK)_Germany	KWP(PKK)_DEU
98	Kurdistan Workers' Party (PKK)_Turkey	KWP(PKK)_TUR
99	Lashkar-e-Jhangvi_Pakistan	LeJ_PAK
100	Left-Wing Militants_United States	LWM_USA
101	Liberation Tigers of Tamil Eelam (LTTE)_Sri Lanka	LTTE_LKA
102	Lord's Resistance Army (LRA)_Democratic Republic of the Congo	LRA_COD
103	Lord's Resistance Army (LRA)_Sudan	LRA_SDN
104	Lord's Resistance Army (LRA)_Uganda	LRA_UGA
105	Loyalists_United Kingdom	LYL_GBR
106	Luhansk People's Republic_Ukraine	LPR_UKR
107	M-19 (Movement of April 19)_Colombia	M-19_COL
108	Mahdi Army_Iraq	MA_IRQ
109	Manuel Rodriguez Patriotic Front (FPMR)_Chile	FPMR_CHL
110	Maoists_India	Maoists_IND
111	Maoists_Nepal	Maoists_NPL
112	Mayi Mayi_Democratic Republic of the Congo	MayiMayi_COD
113	Meibion Glyndwr_United Kingdom	MeGlyn_GBR
114	Montoneros (Argentina)_Argentina	Mont(ARG)_ARG
115	Moro Islamic Liberation Front (MILF)_Philippines	MILF_PHL
116	Moro National Liberation Front (MNLF)_Philippines	MNLF_PHL
117	Movement of the Revolutionary Left (MIR) (Chile)_Chile	MIR(CHL)_CHL
118	Mozambique National Resistance Movement (MNR)_Mozambique	MNR_MOZ
119	Mujahedin-e Khalq (MEK)_Iran	MEK_IRN
120	Murle Tribe_Ethiopia	MT_ETH



121	Muslim extremists_Libya	ME_LBY
122	Muslim extremists_Syria	ME_SYR
123	Muslim Rebels_Algeria	MR_DZA
124	Muttahida Qami Movement (MQM)_Pakistan	MQM_PAK
125	National Democratic Front of Bodoland (NDFB)_India	NDFB_IND
126	National Liberation Army (NLA) (Macedonia)_Macedonia	NLA(MKD)_MKD
127	National Liberation Army of Colombia (ELN)_Colombia	ELN_COL
128	National Liberation Front of Tripura (NLFT)_India	NLFT_IND
129	National Socialist Council of Nagaland-Isak-Muivah (NSCN-IM)_India	NSCN-IM_IND
130	National Union for the Total Independence of Angola (UNITA)_Angola	UNITA_AGO
131	National Union for the Total Independence of Angola (UNITA)_Namibia	UNITA_NAM
132	National Union for the Total Independence of Angola (UNITA)_Zambia	UNITA_ZMB
133	New People's Army (NPA)_Philippines	NPA_PHL
134	New World Liberation Front (NWLF)_United States	NWLF_USA
135	Nicaraguan Democratic Force (FDN)_Nicaragua	FDN_NIC
136	Niger Delta Avengers (NDA)_Nigeria	NDA_NGA
137	November 17 Revolutionary Organization (N17RO)_Greece	N17RO_GRC
138	Omega-7_United States	OMG_USA
139	Opposition Group_Bangladesh	OG_BGD
140	Palestinian Extremists_Israel	PE_ISR
141	Palestinian Extremists_West Bank and Gaza Strip	PE_WBGS
142	Palestinian Islamic Jihad (PIJ)_Israel	PIJ_ISR
143	Palestinians_Israel	Pls_ISR
144	Palestinians_West Bank and Gaza Strip	Pls_WBGS
145	Patriotic Morazanista Front (FPM)_Honduras	FPM_HND
146	Patriotic Resistance Front in Ituri (FRPI)_Democratic Republic of the Congo	FRPI_COD
147	People's Liberation Forces (FPL)_El Salvador	FPL_SLV
148	People's Liberation Front (JVP)_Sri Lanka	JVP_LKA
149	Popular Front for the Liberation of Palestine (PFLP)_Israel	PFLP_ISR
150	Popular Liberation Army (EPL)_Colombia	EPL_COL
151	Popular Resistance Committees_Israel	PRC_ISR
152	Popular Revolutionary Bloc (BPR)_El Salvador	BPR_SLV
153	Prima Linea_Italy	PrimaLinea_ITA
154	Pro Hartal Activists_Bangladesh	PHA_BGD
155	Protestant extremists_United Kingdom	PE_GBR
156	Red Brigades_Italy	RB_ITA
157	Red Hand Defenders (RHD)_United Kingdom	RHD_GBR
158	Revolutionary Armed Forces of Colombia (FARC)_Colombia	FARC_COL
159	Revolutionary People's Struggle (ELA)_Greece	RPS_ELA_GRC

160	Revolutionary United Front (RUF)_Sierra Leone	RUF_SLE
161	Runda Kumpulan Kecil (RKK)_Thailand	RKK_THA
162	Salafist Group for Preaching and Fighting (GSPC)_Algeria	GSPC_DZA
163	Sanaa Province of the Islamic State_Yemen	SANIS_YEM
164	Separatists_France	SEP_FRA
165	Separatists_India	SEP_IND
166	Separatists_Thailand	SEP_THA
167	Shanti Bahini - Peace Force_Bangladesh	SBPF_BGD
168	Shining Path (SL)_Peru	SPSL_PER
169	Sikh Extremists_India	SIKHE_IND
170	Sinai Province of the Islamic State_Egypt	SINIS_EGY
171	Sindhu Desh Liberation Army (SDLA)_Pakistan	SDLA_PAK
172	Student Radicals_United States	STRA_USA
173	Sudan People's Liberation Movement in Opposition (SPLM-IO)_South Sudan	SPLM-IO_SouthSDN
174	Taliban_Afghanistan	Taliban_AFG
175	Tehrik-i-Taliban Pakistan (TTP)_Pakistan	TTP_PAK
176	The Extraditables_Colombia	EXT_COL
177	Tribesmen_Yemen	TRB_YEM
178	Tripoli Province of the Islamic State_Libya	TPIS_LBY
179	Tupac Amaru Revolutionary Movement (MRTA)_Peru	MRTA_PER
180	Tupac Katari Guerrilla Army (EGTK)_Bolivia	EGTK_BOL
181	Turkish People's Liberation Army_Turkey	TPLA_TUR
182	Uighur Separatists_China	UighurSEP_CHN
183	Ulster Freedom Fighters (UFF)_Ireland	UFF_IRL
184	Ulster Freedom Fighters (UFF)_United Kingdom	UFF_GBR
185	Ulster Volunteer Force (UVF)_United Kingdom	UVF_GBR
186	United Liberation Front of Assam (ULFA)_India	ULFA_IND
187	United Popular Action Movement_Chile	UPAM_CHL
188	United Self Defense Units of Colombia (AUC)_Colombia	AUC_COL
189	White extremists_United States	WE_USA
190	Zebra killers_United States	ZK_USA

The names of 280 targets and their abbreviations that appear in the backbone of the global terrorist network with 470 nodes are given in Table S5.

Table S5: Names and abbreviations of Targets that appear in the backbone structure (1970-2016)

Sr. No.	Target Name	Target
1	Government (General)_Afghanistan	GOVG_AFG
2	Police_Afghanistan	POL_AFG
3	Private Citizens & Property_Afghanistan	PCP_AFG
4	Police_Algeria	POL_DZA

5	Business_United States	BUS_USA
6	Private Citizens & Property_Burundi	PCP_BDI
7	Private Citizens & Property_Democratic Republic of the Congo	PCP_COD
8	Police_Egypt	POL_EGY
9	Police_India	POL_IND
10	Private Citizens & Property_India	PCP_IND
11	Police_Iraq	POL_IRQ
12	Private Citizens & Property_Iraq	PCP_IRQ
13	Business_Iraq	BUS_IRQ
14	Police_Kenya	POL_KEN
15	Private Citizens & Property_Libya	PCP_LBY
16	Private Citizens & Property_Cameroon	PCP_CMR
17	Private Citizens & Property_Nigeria	PCP_NGA
18	Educational Institution_Pakistan	EDI_PAK
19	Police_Pakistan	POL_PAK
20	Private Citizens & Property_Pakistan	PCP_PAK
21	Business_Philippines	BUS_PHL
22	Government (General)_Philippines	GOVG_PHL
23	Private Citizens & Property_Philippines	PCP_PHL
24	Government (General)_Somalia	GOVG_SOM
25	Private Citizens & Property_Somalia	PCP_SOM
26	Private Citizens & Property_South Sudan	PCP_SouthSDN
27	Private Citizens & Property_Sudan	PCP_SDN
28	Private Citizens & Property_Uganda	PCP_UGA
29	Private Citizens & Property_Syria	PCP_SYR
30	Private Citizens & Property_Turkey	PCP_TUR
31	Police_Turkey	POL_TUR
32	Private Citizens & Property_Ukraine	PCP_UKR
33	Police_United States	POL_USA
34	Police_Israel	POL_ISR
35	Private Citizens & Property_Israel	PCP_ISR
36	Private Citizens & Property_West Bank and Gaza Strip	PCP_WBGS
37	Government (General)_Yemen	GOVG_YEM
38	Police_Yemen	POL_YEM
39	Private Citizens & Property_Yemen	PCP_YEM
40	Private Citizens & Property_Northern Ireland	PCP_NIRL
41	Abortion Related_United States	Abor_USA
42	Private Citizens & Property_United States	PCP_USA
43	Private Citizens & Property_Angola	PCP_AGO
44	Utilities_Angola	UTL_AGO
45	Business_Great Britain	BUS_GBR
46	Business_Northern Ireland	BUS_NIRL
47	Police_Northern Ireland	POL_NIRL

48	Utilities_Chile	UTL_CHL
49	Transportation_China	TRP_CHN
50	Business_Colombia	BUS_COL
51	Police_Colombia	POL_COL
52	Private Citizens & Property_Colombia	PCP_COL
53	Transportation_Colombia	TRP_COL
54	Government (General)_Colombia	GOVG_COL
55	Utilities_Colombia	UTL_COL
56	Business_Peru	BUS_PER
57	Government (General)_Peru	GOVG_PER
58	Private Citizens & Property_El Salvador	PCP_SLV
59	Utilities_El Salvador	UTL_SLV
60	Government (General)_El Salvador	GOVG_SLV
61	Business_France	BUS_FRA
62	Private Citizens & Property_Algeria	PCP_DZA
63	Government (General)_France	GOVG_FRA
64	Police_Spain	POL_ESP
65	Military_United States	MIL_USA
66	Private Citizens & Property_Guatemala	PCP_GTM
67	Government (General)_Iran	GOVG_IRN
68	Business_Ireland	BUS_IRL
69	Business_Turkey	BUS_TUR
70	Terrorists/Non-State Militia_Lebanon	TNSM_LBN
71	Private Citizens & Property_Mozambique	PCP_MOZ
72	Transportation_Mozambique	TRP_MOZ
73	Government (General)_Nepal	GOVG_NPL
74	Utilities_Pakistan	UTL_PAK
75	Police_Peru	POL_PER
76	Private Citizens & Property_Peru	PCP_PER
77	Utilities_Peru	UTL_PER
78	Police_Philippines	POL_PHL
79	Private Citizens & Property_Saudi Arabia	PCP_SAU
80	Government (General)_South Africa	GOVG_ZAF
81	Police_South Africa	POL_ZAF
82	Government (Diplomatic)_Soviet Union	GOVD_SOV
83	Business_Spain	BUS_ESP
84	Government (General)_Spain	GOVG_ESP
85	Government (General)_Sri Lanka	GOVG_LKA
86	Police_Sri Lanka	POL_LKA
87	Private Citizens & Property_Sri Lanka	PCP_LKA
88	Transportation_Sri Lanka	TRP_LKA
89	Business_Chile	BUS_CHL
90	Government (General)_Bangladesh	GOVG_BGD

91	Private Citizens & Property_Bangladesh	PCP_BGD
92	Private Citizens & Property_Cambodia	PCP_KHM
93	Transportation_Cambodia	TRP_KHM
94	Police_Chile	POL_CHL
95	Utilities_Yemen	UTL_YEM
96	Telecommunication_El Salvador	TCM_SLV
97	Business_El Salvador	BUS_SLV
98	Business_Italy	BUS_ITA
99	Government (General)_Greece	GOVG_GRC
100	Private Citizens & Property_Sierra Leone	PCP_SLE
101	Business_Greece	BUS_GRC
102	Religious Figures/Institutions_Indonesia	RFL_IDN
103	Transportation_Israel	TRP_ISR
104	Private Citizens & Property_Lebanon	PCP_LBN
105	Police_Macedonia	POL_MKD
106	Private Citizens & Property_Myanmar	PCP_MMR
107	Private Citizens & Property_Namibia	PCP_NAM
108	Private Citizens & Property_Nepal	PCP_NPL
109	Transportation_Pakistan	TRP_PAK
110	Military_Syria	MIL_SYR
111	Utilities_Philippines	UTL_PHL
112	Educational Institution_United States	EDI_USA
113	Utilities_Bolivia	UTL_BOL
114	Private Citizens & Property_Zambia	PCP_ZMB
115	Private Citizens & Property_Central African Republic	PCP_CAF
116	Transportation_India	TRP_IND
117	Private Citizens & Property_Niger	PCP_NER
118	Religious Figures/Institutions_Yemen	RFL_YEM
119	Utilities_Iran	UTL_IRN
120	Refugee Camp_Iraq	RC_IRQ
121	Refugee Camp_Sudan	RC_SDN
122	Airports & Aircraft_Afghanistan	AA_AFG
123	Airports & Aircraft_Japan	AA_JPN
124	Business_Afghanistan	BUS_AFG
125	Business_Bangladesh	BUS_BGD
126	Business_Egypt	BUS_EGY
127	Business_Honduras	BUS_HND
128	Business_India	BUS_IND
129	Business_Kenya	BUS_KEN
130	Business_Lebanon	BUS_LBN
131	Business_Libya	BUS_LBY
132	Business_Mexico	BUS_MEX
133	Business_Nicaragua	BUS_NIC

134	Business_Nigeria	BUS_NGA
135	Business_Pakistan	BUS_PAK
136	Business_Somalia	BUS_SOM
137	Business_South Africa	BUS_ZAF
138	Business_Syria	BUS_SYR
139	Business_Thailand	BUS_THA
140	Business_Yemen	BUS_YEM
141	Educational Institution_Afghanistan	EDI_AFG
142	Educational Institution_India	EDI_IND
143	Educational Institution_Italy	EDI_ITA
144	Educational Institution_Nepal	EDI_NPL
145	Educational Institution_Spain	EDI_ESP
146	Educational Institution_Thailand	EDI_THA
147	Educational Institution_Turkey	EDI_TUR
148	Government (Diplomatic)_Cuba	GOVD_CUB
149	Government (Diplomatic)_France	GOVD_FRA
150	Government (Diplomatic)_Peru	GOVD_PER
151	Government (Diplomatic)_United States	GOVD_USA
152	Government (General)_Argentina	GOVG_ARG
153	Government (General)_Chile	GOVG_CHL
154	Government (General)_Germany	GOVG_DEU
155	Government (General)_Great Britain	GOVG_GBR
156	Government (General)_Guatemala	GOVG_GTM
157	Government (General)_India	GOVG_IND
158	Government (General)_Iraq	GOVG_IRQ
159	Government (General)_Israel	GOVG_ISR
160	Government (General)_Italy	GOVG_ITA
161	Government (General)_Japan	GOVG_JPN
162	Government (General)_Kenya	GOVG_KEN
163	Government (General)_Libya	GOVG_LBY
164	Government (General)_Nicaragua	GOVG_NIC
165	Government (General)_Nigeria	GOVG_NGA
166	Government (General)_Northern Ireland	GOVG_NIRL
167	Government (General)_Pakistan	GOVG_PAK
168	Government (General)_Russia	GOVG_RUS
169	Government (General)_Thailand	GOVG_THA
170	Government (General)_Turkey	GOVG_TUR
171	Government (General)_Ukraine	GOVG_UKR
172	Government (General)_United States	GOVG_USA
173	Government (General)_West Bank and Gaza Strip	GOVG_WBGS
174	Journalists & Media_Afghanistan	JAM_AFG
175	Journalists & Media_Algeria	JAM_DZA
176	Journalists & Media_Chile	JAM_CHL

177	Journalists & Media_El Salvador	JAM_SLV
178	Journalists & Media_Iraq	JAM_IRQ
179	Journalists & Media_Italy	JAM_ITA
180	Journalists & Media_Pakistan	JAM_PAK
181	Journalists & Media_Peru	JAM_PER
182	Journalists & Media_Somalia	JAM_SOM
183	Journalists & Media_Spain	JAM_ESP
184	Journalists & Media_Yemen	JAM_YEM
185	Military_Afghanistan	MIL_AFG
186	Military_Colombia	MIL_COL
187	Military_Democratic Republic of the Congo	MIL_COD
188	Military_Great Britain	MIL_GBR
189	Military_India	MIL_IND
190	Military_Iraq	MIL_IRQ
191	Military_Libya	MIL_LBY
192	Military_Nigeria	MIL_NGA
193	Military_Northern Ireland	MIL_NIRL
194	Military_Pakistan	MIL_PAK
195	Military_Philippines	MIL_PHL
196	Military_Russia	MIL_RUS
197	Military_Spain	MIL_ESP
198	Military_Sri Lanka	MIL_LKA
199	Military_Turkey	MIL_TUR
200	Military_Yemen	MIL_YEM
201	NGO_Afghanistan	NGO_AFG
202	Police_Bangladesh	POL_BGD
203	Police_El Salvador	POL_SLV
204	Police_France	POL_FRA
205	Police_Great Britain	POL_GBR
206	Police_Indonesia	POL_IDN
207	Police_Italy	POL_ITA
208	Police_Libya	POL_LBY
209	Police_Mexico	POL_MEX
210	Police_Nepal	POL_NPL
211	Police_Nigeria	POL_NGA
212	Police_Russia	POL_RUS
213	Police_Somalia	POL_SOM
214	Police_Thailand	POL_THA
215	Police_Ukraine	POL_UKR
216	Police_West Bank and Gaza Strip	POL_WBGS
217	Private Citizens & Property_Chad	PCP_TCD
218	Private Citizens & Property_Chile	PCP_CHL
219	Private Citizens & Property_Egypt	PCP_EGY

220	Private Citizens & Property_Ethiopia	PCP_ETH
221	Private Citizens & Property_France	PCP_FRA
222	Private Citizens & Property_Germany	PCP_DEU
223	Private Citizens & Property_Great Britain	PCP_GBR
224	Private Citizens & Property_Greece	PCP_GRC
225	Private Citizens & Property_Indonesia	PCP_IDN
226	Private Citizens & Property_Iran	PCP_IRN
227	Private Citizens & Property_Ireland	PCP_IRL
228	Private Citizens & Property_Italy	PCP_ITA
229	Private Citizens & Property_Kenya	PCP_KEN
230	Private Citizens & Property_Mexico	PCP_MEX
231	Private Citizens & Property_Nicaragua	PCP_NIC
232	Private Citizens & Property_Russia	PCP_RUS
233	Private Citizens & Property_South Africa	PCP_ZAF
234	Private Citizens & Property_Spain	PCP_ESP
235	Private Citizens & Property_Thailand	PCP_THA
236	Religious Figures/Institutions_Afghanistan	RFLAFG
237	Religious Figures/Institutions_Colombia	RFLCOL
238	Religious Figures/Institutions_India	RFLIND
239	Religious Figures/Institutions_Iraq	RFLIRQ
240	Religious Figures/Institutions_Nigeria	RFLNGA
241	Religious Figures/Institutions_Pakistan	RFLPAK
242	Religious Figures/Institutions_Philippines	RFLPHL
243	Religious Figures/Institutions_Somalia	RFLSOM
244	Religious Figures/Institutions_United States	RFLUSA
245	Telecommunication_Colombia	TCM.COL
246	Telecommunication_India	TCM.IND
247	Telecommunication_Peru	TCM.PER
248	Telecommunication_Philippines	TCM.PHL
249	Telecommunication_Spain	TCM.ESP
250	Terrorists/Non-State Militia_India	TNSM.IND
251	Terrorists/Non-State Militia_Iraq	TNSM.IRQ
252	Terrorists/Non-State Militia_Libya	TNSM.LBY
253	Terrorists/Non-State Militia_Northern Ireland	TNSM.NIRL
254	Terrorists/Non-State Militia_Pakistan	TNSM.PAK
255	Tourists_Spain	Tourists.ESP
256	Transportation_Afghanistan	TRP.AFG
257	Transportation_Chile	TRP.CHL
258	Transportation_El Salvador	TRP.SLV
259	Transportation_Great Britain	TRP.GBR
260	Transportation_Iraq	TRP.IRQ
261	Transportation_Kenya	TRP.KEN
262	Transportation_Nepal	TRP.NPL



263	Transportation_Nicaragua	TRP_NIC
264	Transportation_Nigeria	TRP_NGA
265	Transportation_Northern Ireland	TRP_NIRL
266	Transportation_Peru	TRP_PER
267	Transportation_Philippines	TRP_PHL
268	Transportation_Russia	TRP_RUS
269	Transportation_South Africa	TRP_ZAF
270	Transportation_Spain	TRP_ESP
271	Transportation_Turkey	TRP_TUR
272	Utilities_India	UTL_IND
273	Utilities_Iraq	UTL_IRQ
274	Utilities_Nigeria	UTL_NGA
275	Utilities_Spain	UTL_ESP
276	Utilities_Turkey	UTL_TUR
277	Utilities_United States	UTL_USA
278	Violent Political Party_India	VPP_IND
279	Violent Political Party_Nepal	VPP_NPL
280	Violent Political Party_Pakistan	VPP_PAK