

Arbitrarily accurate twin composite π pulse sequences

Boyan T. Torosov¹ and Nikolay V. Vitanov²

¹*Institute of Solid State Physics, Bulgarian Academy of Sciences, 72 Tsarigradsko chaussée, 1784 Sofia, Bulgaria*

²*Department of Physics, St Kliment Ohridski University of Sofia, 5 James Bourchier blvd, 1164 Sofia, Bulgaria*
(Dated: September 10, 2018)

We present three classes of symmetric broadband composite pulse sequences. The composite phases are given by analytic formulas (rational fractions of π) valid for any number of constituent pulses. The transition probability is expressed by simple analytic formulas and the order of pulse area error compensation grows linearly with the number of pulses. Therefore, any desired compensation order can be produced by an appropriate composite sequence; in this sense, they are arbitrarily accurate. These composite pulses perform equally well or better than previously published ones. Moreover, the current sequences are more flexible as they allow total pulse areas of arbitrary integer multiples of π .

I. INTRODUCTION

Among the coherent control techniques in quantum physics, composite pulses (CPs) have the unique advantage of combining ultrahigh accuracy similar to resonant techniques with robustness to parameter imperfections similar to adiabatic passage techniques. Although the required total pulse area of a CP is typically a few times larger than in the resonance techniques, it is still significantly less than the typical pulse areas in the adiabatic techniques.

CPs have been introduced and used extensively in nuclear magnetic resonance (NMR) [1–4]. In fact, composite polarisation plates, which are based on the same mathematical principles, have been known in polarisation optics much earlier [5–9]. Recently, CPs have found numerous applications in quantum information [10–15], quantum optics [16–19], and even frequency conversion in classical optics [20, 21].

The composite pulse sequence is a finite train of pulses with well defined relative phases between them. These phases are control parameters: they are determined by the desired excitation profile. In general, CPs allow for great flexibility to shape the excitation profile in essentially any desired manner, an objective which is impossible with a single resonant pulse or adiabatic techniques. In particular, broadband (BB) CPs can cancel imperfections of a single pulse due to deviations in the pulse area, frequency offset, chirp, etc. Alternatively, one can create narrowband CPs [22–27], which enhance the single pulse sensitivity to variations in a certain parameter, which can be used, for instance, for localisation or sensing. Pass-band CPs [24, 28] combine the features of broadband and narrowband CPs: highly efficient excitation within a certain range of an interaction parameter and negligibly small excitation outside.

In this paper, we present three sets of BB composite π pulses, which compensate imperfections in the peak Rabi frequencies and the pulse durations. The composite phases are given by simple analytic formulas — rational multiples of π . The transition probability for each set is given by a simple analytic formula too, which makes it

possible to explicitly assess the high-efficiency range. We prove that these CPs perform equally well or better than previously known CPs. Moreover, they are more flexible because the total nominal pulse area can be any integer multiple of π , whereas previously known BB CPs used pulse areas given by $(2n+1)\pi$ [16] or $2^n\pi$ [30, 31], where n is an integer. Our composite sequences can contain arbitrarily many pulses (with a total nominal pulse area $n\pi$) and are accurate up to order $O(\epsilon^{2n})$, where ϵ is the pulse area error; hence they can be made accurate to any order in ϵ .

II. TWIN COMPOSITE PULSE SEQUENCES

We begin by a brief introduction to the theory of composite pulses. A general $SU(2)$ propagator is parameterized using the complex Cayley-Klein parameters a and b ($|a|^2 + |b|^2 = 1$) as

$$\mathbf{U} = \begin{bmatrix} a & b \\ -b^* & a^* \end{bmatrix}. \quad (1)$$

A constant phase shift in the Rabi frequency $\Omega \rightarrow \Omega e^{i\phi}$ is imprinted into the propagator as

$$\mathbf{U}_\phi = \begin{bmatrix} a & b e^{i\phi} \\ -b^* e^{-i\phi} & a^* \end{bmatrix}. \quad (2)$$

For resonant excitation ($\Delta = 0$), which we assume, $a = \cos(\mathcal{A}/2)$ and $b = -i \sin(\mathcal{A}/2)$, where $\mathcal{A} = \int_{t_i}^{t_f} \Omega(t) dt$ is the pulse area. The transition probability in this case is $P_{1 \rightarrow 2} = \sin^2(\mathcal{A}/2)$. It is equal to 1 for a resonant π pulse, i.e. for $\mathcal{A} = \pi$. It is accurate up to order $O(\epsilon^2)$ to deviations of the pulse area, $\mathcal{A} = \pi(1 + \epsilon)$, from this perfect value: $P_{1 \rightarrow 2} = 1 - \pi^2 \epsilon^2 / 4 + \dots$. By replacing the single π pulse by a CP one can enhance the robustness to pulse area errors up to order $O(\epsilon^{2n})$, with $n > 2$.

The propagator of the composite pulse sequence,

$$S_N = (\mathcal{A}_1)_{\phi_1} (\mathcal{A}_2)_{\phi_2} \cdots (\mathcal{A}_{N-1})_{\phi_{N-1}} (\mathcal{A}_N)_{\phi_N}, \quad (3)$$

is the product of phase shifted propagators,

$$\mathbf{U}^{(N)} = \mathbf{U}_{\phi_N}(\mathcal{A}_N) \mathbf{U}_{\phi_{N-1}}(\mathcal{A}_{N-1}) \cdots \mathbf{U}_{\phi_2}(\mathcal{A}_2) \mathbf{U}_{\phi_1}(\mathcal{A}_1), \quad (4)$$

where \mathcal{A}_j and ϕ_j are the pulse area and the phase of pulse j ($j = 1, 2, \dots, N$). The objective is to choose \mathcal{A}_j and ϕ_j in such way that to produce a BB excitation profile to the highest possible order in the deviation ϵ .

We build our CPs as twin sequences,

$$T_N = S_N \tilde{S}_N, \quad (5)$$

where \tilde{S}_N is the inverted sequence of S_N of Eq. (3),

$$\tilde{S}_N = (\mathcal{A}_N)_{\phi_N} (\mathcal{A}_{N-1})_{\phi_{N-1}} \cdots (\mathcal{A}_2)_{\phi_2} (\mathcal{A}_1)_{\phi_1}. \quad (6)$$

Hence, if S_N has N pulses, the total BB sequence T_N contains $2N - 1$ pulses because the two adjacent pulses $(\mathcal{A}_N)_{\phi_N} (\mathcal{A}_{N-1})_{\phi_{N-1}}$ are merged into one pulse $(2\mathcal{A}_N)_{\phi_N}$.

We consider three sets of composite sequences, which we label as $T_N^{(1)}$, $T_N^{(2)}$, and $T_N^{(3)}$. They are composed of pulses of areas

$$A = \frac{\pi}{2}(1 + \epsilon), \quad B = \pi(1 + \epsilon), \quad C = 2\pi(1 + \epsilon). \quad (7)$$

These are nominal (i.e., for zero error, $\epsilon = 0$) $\pi/2$, π and 2π pulses.

A. Type-1 twin pulses

The first type of twin π pulse sequences have the form $T_N^{(1)} = S_N^{(1)} \tilde{S}_N^{(1)}$, with

$$S_N^{(1)} = A_{\phi_1} B_{\phi_2} B_{\phi_3} \cdots B_{\phi_{N-1}} A_{\phi_N}. \quad (8)$$

Hence the first and last pulses are nominal $\pi/2$ pulses and all pulses in between are nominal π pulses. The composite phases are given by the simple analytic formula

$$\phi_k = \frac{(k-1)^2 \pi}{2(N-1)} \quad (k = 1, 2, \dots, N). \quad (9)$$

Explicitly, the first few twin sequences read

$$T_2^{(1)} = A_0 B_{\frac{1}{2}\pi} A_0, \quad (10a)$$

$$T_3^{(1)} = A_0 B_{\frac{1}{4}\pi} B_{\pi} B_{\frac{1}{4}\pi} A_0, \quad (10b)$$

$$T_4^{(1)} = A_0 B_{\frac{1}{8}\pi} B_{\frac{2}{3}\pi} B_{\frac{3}{2}\pi} B_{\frac{2}{3}\pi} B_{\frac{1}{6}\pi} A_0, \quad (10c)$$

$$T_5^{(1)} = A_0 B_{\frac{1}{8}\pi} B_{\frac{1}{2}\pi} B_{\frac{9}{8}\pi} B_0 B_{\frac{9}{8}\pi} B_{\frac{1}{2}\pi} B_{\frac{1}{8}\pi} A_0, \quad (10d)$$

where we have used that $A_{\phi} A_{\phi} = B_{\phi}$ when merging $S_N^{(1)}$ and $\tilde{S}_N^{(1)}$. The total pulse area for the sequence T_N is $2(N-1)\pi$.

The proof that the phases (9) lead to BB excitation profiles is too cumbersome to be derived in full; a sketch is presented in the Appendix.

The transition probability for an N -pulse sequence of this type reads

$$P_N^{(1)} = 1 - \sin^{4(N-1)} \left(\frac{1}{2} \pi \epsilon \right), \quad (11)$$

Obviously, it is accurate up to order $O(\epsilon^{4(N-1)})$.

The performance of these sequences is shown in Fig. 1. The longer the CPs, the higher the compensation order and the broader the excitation profiles.

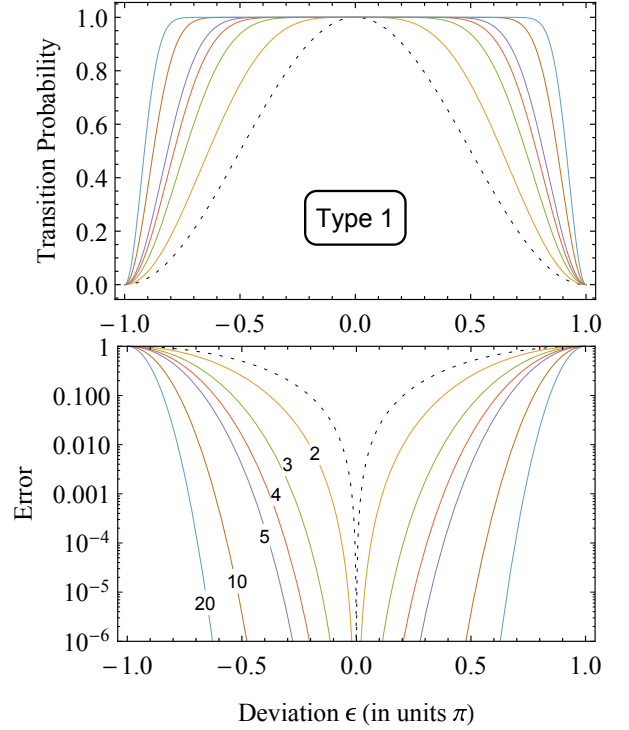


FIG. 1: (Top) Excitation profiles $P_N^{(1)}$ for the BB composite sequences of type-1 for $N = 2, 3, 4, 5, 10, 20$. (Bottom) Transition probability error $1 - P_N^{(1)}$ in log scale. The dashed curve depicts the single-pulse \sin^2 profile for comparison.

B. Type-2 twin pulses

The second type of twin π pulse sequences have the form $T_N^{(2)} = S_N^{(2)} \tilde{S}_N^{(2)}$, with

$$S_N^{(2)} = A_{\phi_1} B_{\phi_2} B_{\phi_3} \cdots B_{\phi_{N-1}} B_{\phi_N}, \quad (12)$$

with the composite phases

$$\phi_k = \frac{2(k-1)^2 \pi}{2N-1} \quad (k = 1, 2, \dots, N). \quad (13)$$

Explicitly, for the first few sequences we have

$$T_2^{(2)} = A_0 C_{\frac{2}{3}\pi} A_0, \quad (14a)$$

$$T_3^{(2)} = A_0 B_{\frac{2}{3}\pi} C_{\frac{8}{3}\pi} B_{\frac{2}{3}\pi} A_0, \quad (14b)$$

$$T_4^{(2)} = A_0 B_{\frac{2}{7}\pi} B_{\frac{8}{7}\pi} C_{\frac{4}{7}\pi} B_{\frac{8}{7}\pi} B_{\frac{2}{7}\pi} A_0, \quad (14c)$$

$$T_5^{(2)} = A_0 B_{\frac{2}{9}\pi} B_{\frac{8}{9}\pi} B_0 C_{\frac{14}{9}\pi} B_0 B_{\frac{8}{9}\pi} B_{\frac{2}{9}\pi} A_0, \quad (14d)$$

where we have used that $B_{\phi} B_{\phi} = C_{\phi}$. The total pulse area for these sequences is $(2N-1)\pi$ and the transition probability is

$$P_N^{(2)} = 1 - \sin^{4N-2} \left(\frac{1}{2} \pi \epsilon \right). \quad (15)$$

In Fig. 2 we illustrate the excitation profiles of these sequences. Clearly, the larger is N , the broader is the excitation profile.

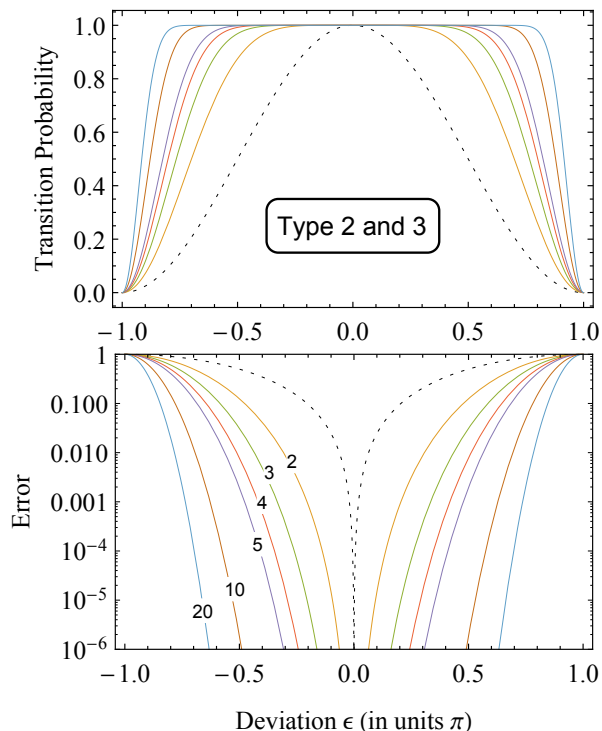


FIG. 2: (Top) Excitation profiles $P_N^{(2,3)}$ for the BB composite sequences of types 2 and 3 for $N = 2, 3, 4, 5, 10, 20$. (Bottom) Transition error $1 - P_N^{(2,3)}$ in log scale. The dashed curve depicts the single-pulse \sin^2 profile for comparison.

C. Type-3 twin pulses

The third type of twin π pulse sequences have the form $T_N^{(3)} = S_N^{(3)} \tilde{S}_N^{(3)}$ where

$$S_N^{(3)} = \tilde{S}_N^{(2)} = B_{\phi_N} B_{\phi_{N-1}} \cdots B_{\phi_2} A_{\phi_1}, \quad (16)$$

with the same composite phases (13) as the $S_N^{(2)}$ sequences but in the reverse order. Therefore, these sequences can be written also as $T_N^{(3)} = \tilde{S}_N^{(2)} S_N^{(2)}$. The first few sequences are

$$T_2^{(3)} = B_0 B_{\frac{2}{3}\pi} B_0, \quad (17a)$$

$$T_3^{(3)} = B_0 B_{\frac{2}{5}\pi} B_{\frac{8}{5}\pi} B_{\frac{2}{5}\pi} B_0, \quad (17b)$$

$$T_4^{(3)} = B_0 B_{\frac{2}{7}\pi} B_{\frac{8}{7}\pi} B_{\frac{4}{7}\pi} B_{\frac{8}{7}\pi} B_{\frac{2}{7}\pi} B_0, \quad (17c)$$

$$T_5^{(3)} = B_0 B_{\frac{2}{9}\pi} B_{\frac{8}{9}\pi} B_0 B_{\frac{14}{9}\pi} B_0 B_{\frac{8}{9}\pi} B_{\frac{2}{9}\pi} B_0. \quad (17d)$$

The total pulse area and the transition probability $P_N^{(3)}$ are the same as for the $T_N^{(2)}$ sequence, Eq. (15). Hence Fig. 2 illustrates the excitation profiles of the sequences of type-3 too. Like type-2, the type-3 CPs are accurate up to order $O(\epsilon^{4N-2})$.

III. COMPARISON WITH OTHER COMPOSITE π PULSES

In this section we compare the performance of the present BB sequences with other CPs known in the literature.

The total pulse area of our CPs is $2(N-1)\pi$ for type 1 and $(2N-1)\pi$ for types 2 and 3. The BB sequences, derived in [16], have a total pulse area of odd multiples of π . Hence, we have a greater flexibility in the total pulse area, which can be an odd or an even multiple of π .

For a given total pulse area $A_{\text{tot}} = (2N-1)\pi$ or $A_{\text{tot}} = 2(N-1)\pi$, our CPs deliver compensation to pulse area errors up to order $O(\epsilon^{2A_{\text{tot}}/\pi})$ — the same as for the CPs in [16]. In [16] it was shown that these profiles outperform the profiles, emerging from some widely used composite sequences [23, 24, 29]. Hence, this is also valid for the current CPs.

We now focus on the comparison of our pulses with those of Refs. [30, 31]. To be specific, we will consider four of these sequences, which we call L_1, L_2, L_3 and L_4 . Translated from the NMR language, they are written as

$$L_1 = A_0 B_{\frac{1}{2}\pi} A_0, \quad (18a)$$

$$L_2 = A_0 C_{\frac{2}{3}\pi} A_0, \quad (18b)$$

$$L_3 = D_{-\frac{1}{2}\pi} A_0 A_{\frac{1}{2}\pi} D_0 B_{\pm\frac{1}{2}\pi} D_0 A_{-\frac{1}{2}\pi} A_0 D_{\frac{1}{2}\pi}, \quad (18c)$$

$$L_4 = A_{\frac{1}{2}\pi} A_0 A_{-\frac{1}{2}\pi} A_0 A_0 A_{-\frac{1}{2}\pi} A_0 A_{\frac{1}{2}\pi}, \quad (18d)$$

where $D = \frac{1}{4}\pi(1 + \epsilon)$ is a nominal $\pi/4$ pulse. One can easily notice that L_1 is equivalent to our type-1 sequence $T_2^{(1)}$, Eq. (10a), while L_2 is equivalent to our type-2 sequence $T_2^{(2)}$, Eq. (14a). In Fig. 3, the nine-pulse sequence L_3 is compared with our type-1 sequence $T_3^{(1)}$, Eq. (10b), as they both have a total pulse area of 4π . Clearly, the profile of our sequence outperforms the profile of L_3 . Finally, the L_4 sequence delivers the same profile as our sequence $T_3^{(1)}$.

More generally, it can be shown that the profiles of Levitt's concatenated CPs, constructed by recursive expansion [31], coincide with our type-1 CPs. However, the procedure described in [31] is less flexible as it only allows for total pulse areas equal to $2^n\pi$, with $n = 1, 2, 3, \dots$

IV. CONCLUSION

In this paper we presented three classes of symmetric broadband composite pulse sequences, which compensate imperfections in the pulse area to an arbitrary high order. The composite phases are given by simple rational multiples of π for arbitrarily long sequences, and the transition probabilities for the three classes are given by very simple formulas. These composite sequences perform equally well or outperform the existing composite sequences in the literature. The current sets are more flexible, as they allow total pulse areas of arbitrary integer multiples of π .

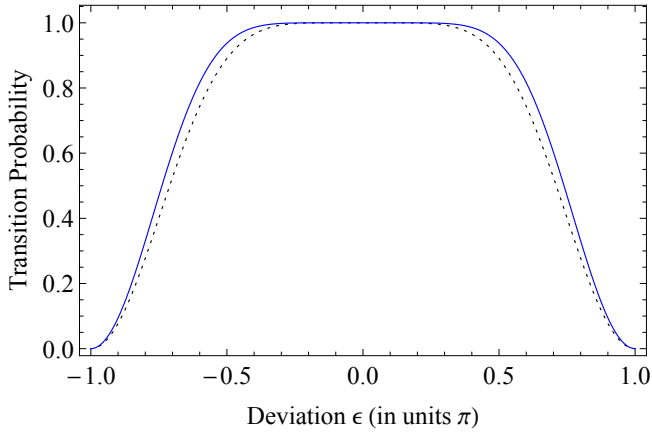


FIG. 3: Comparison between type-1 twin pulse (10b), L_3 (18c), and L_4 (18d). The solid blue line shows the profile of the type-1 sequence for $N = 3$. The dotted black line corresponds to the nine-pulse sequence L_3 . The profile of L_4 coincides with the type-1 profile.

Acknowledgments

This work has been supported by the Bulgarian Science Fund grant DN 18/14.

Appendix A: Appendix

In this appendix we will sketch the proof that the composite sequences of types 1, 2, and 3 lead to BB excitation profiles.

First, we take the product (4) for $T_N^{(1)}$ and after some simple trigonometry we obtain

$$U_{11}^{(N)} = \sum_{j=0}^{N-1} \sin^{2j} \left(\frac{\pi\epsilon}{2} \right) Z_{j+1}(\phi), \quad (\text{A1})$$

where $\phi = \{\phi_k\}$ is the set of all composite phases and Z_{j+1} do not depend on ϵ . We will only be interested in Z_N and we will prove that it is equal to unity. Explicitly, we have

$$Z_N = \frac{1}{2} e^{-i(\phi_1 + \phi_{N+2} + \sum_{j=2}^{N-1} \phi_j)} \prod_{j=1}^{N-1} (e^{i\phi_j} + e^{i\phi_{j+1}})^2, \quad (\text{A2})$$

which, after substituting the explicit phases (9) and applying some simple transformations can be written as

$$Z_N = \frac{1}{2} e^{-i(N-1)\pi/2} \prod_{j=1}^{N-1} \left(1 + e^{i(2j-1)\frac{\pi}{2(N-1)}} \right)^2. \quad (\text{A3})$$

Finally, this can be rewritten as

$$Z_N = \frac{1}{2} 2^{2(N-1)} \prod_{j=1}^{N-1} \cos^2 \frac{(2j-1)\pi}{4(N-1)}. \quad (\text{A4})$$

By using the property of the Chebishev polynomial of the first kind [32]

$$T_n(x) = 2^{n-1} \prod_{j=1}^n \left[x - \cos \frac{(2j-1)\pi}{2n} \right], \quad (\text{A5})$$

one can prove that

$$\prod_{j=1}^n \cos \frac{(2j-1)\pi}{4n} = \frac{\sqrt{2}}{2^n}. \quad (\text{A6})$$

This relation, when substituted in Eq. (A4), leads to

$$Z_N = 1. \quad (\text{A7})$$

We now focus our attention back at Eq. (A1). Due to Eq. (A7), in order to fit into the required inequality $|U_{11}^N| < 1$, we must have

$$Z_{j+1} = 0 \quad (\forall j \neq N-1). \quad (\text{A8})$$

Hence, we finally arrive at

$$U_{11}^{(N)} = \sin^{2(N-1)} \left(\frac{\pi\epsilon}{2} \right) \quad (\text{A9})$$

and

$$P_{1 \rightarrow 1}^{(N)} = \sin^{4(N-1)} \left(\frac{\pi\epsilon}{2} \right), \quad (\text{A10a})$$

$$P_{1 \rightarrow 2}^{(N)} = 1 - \sin^{4(N-1)} \left(\frac{\pi\epsilon}{2} \right), \quad (\text{A10b})$$

which proves the BB condition for the set of phases (9). In an identical way one can prove that for the CPs of types 2 and 3 we have

$$P_{1 \rightarrow 2}^{(N)} = 1 - \sin^{4N-2} \left(\frac{\pi\epsilon}{2} \right). \quad (\text{A11})$$

If we take into account the total pulse area A_{tot} of the CPs, we can unite Eqs. (A10b) and (A11) into

$$P_{1 \rightarrow 2} = 1 - \sin^{2A_{\text{tot}}/\pi} \left(\frac{\pi\epsilon}{2} \right). \quad (\text{A12})$$

[1] M. H. Levitt and R. Freeman, J. Magn. Reson. **33**, 473 (1979).

[2] R. Freeman, S. P. Kempell and M. H. Levitt, J. Magn. Reson. **38**, 453 (1980).

- [3] M. H. Levitt, *Prog. NMR Spectrosc.* **18**, 61 (1986).
- [4] R. Freeman, *Spin Choreography* (Spektrum, Oxford, 1997).
- [5] C. D. West and A. S. Makas, *J. Opt. Soc. Am.* **39**, 791 (1949).
- [6] M. G. Destriau and J. Prouteau, *J. Phys. Radium* **10**, 53 (1949).
- [7] S. Pancharatnam, *Proc. Ind. Acad. Sci.* **51**, 130 (1955); *ibid.* **51**, 137 (1955).
- [8] S. E. Harris, E. O. Ammann, and A. C. Chang, *J. Opt. Soc. Am.* **54**, 1267 (1964).
- [9] C. M. McIntyre and S. E. Harris, *J. Opt. Soc. Am.* **58**, 1575 (1968).
- [10] S. Gulde, M. Riebe, G. P. T. Lancaster, C. Becher, J. Eschner, H. Häffner, F. Schmidt-Kaler, I. L. Chuang, and R. Blatt, *Nature (London)* **421**, 48 (2003).
- [11] F. Schmidt-Kaler, H. Häffner, M. Riebe, S. Gulde, G. P. T. Lancaster, T. Deuschle, C. Becher, C. F. Roos, J. Eschner, and R. Blatt, *ibid.* **422**, 408 (2003).
- [12] N. Timoney, V. Elman, S. Glaser, C. Weiss, M. Johanning, W. Neuhauser, and C. Wunderlich, *Phys. Rev. A* **77**, 052334 (2008).
- [13] T. Monz, K. Kim, W. Hänsel, M. Riebe, A. S. Villar, P. Schindler, M. Chwalla, M. Hennrich, and R. Blatt, *Phys. Rev. Lett.* **102**, 040501 (2009).
- [14] S. S. Ivanov and N. V. Vitanov, *Phys. Rev. A* **84**, 022319 (2011).
- [15] S. S. Ivanov and N. V. Vitanov, *Phys. Rev. A* **92**, 022333 (2015).
- [16] B. T. Torosov and N. V. Vitanov, *Phys. Rev. A* **83**, 053420 (2011).
- [17] B. T. Torosov, S. Guérin, and N. V. Vitanov, *Phys. Rev. Lett.* **106**, 233001 (2011).
- [18] D. Schraft, T. Halfmann, G. T. Genov, and N. V. Vitanov, *Phys. Rev. A* **88**, 063406 (2013).
- [19] G. T. Genov, D. Schraft, T. Halfmann and N. V. Vitanov, *Phys. Rev. Lett.* **113**, 043001 (2014).
- [20] G. T. Genov, A. A. Rangelov and N. V. Vitanov, *J. Opt.* **16**, 062001 (2014).
- [21] A. A. Rangelov, N. V. Vitanov and G. Montemezzani, *Opt. Lett.* **39**, 2959 (2014).
- [22] R. Tycko and A. Pines, *Chem. Phys. Lett.* **111**, 462 (1984).
- [23] R. Tycko, A. Pines, and J. Guckenheimer, *J. Chem. Phys.* **83**, 2775 (1985).
- [24] S. Wimperis, *J. Magn. Reson.* **109**, 221 (1994).
- [25] A. J. Shaka and R. Freeman, *J. Magn. Reson.* **59**, 169 (1984).
- [26] S. S. Ivanov and N. V. Vitanov, *Opt. Lett.* **36**, 7 (2011).
- [27] N. V. Vitanov, *Phys. Rev. A* **84**, 065404 (2011).
- [28] E. Kyoseva and N. V. Vitanov, *Phys. Rev. A* **88**, 063410 (2013).
- [29] K. R. Brown, A. W. Harrow, and I. L. Chuang, *Phys. Rev. A* **70**, 052318 (2004).
- [30] M. H. Levitt, *J. Magn. Res.* **48**, 234 (1982).
- [31] M. H. Levitt and R. R. Ernst, *J. Magn. Res.* **55**, 247 (1983).
- [32] D. Zwillinger, *CRC Standard Mathematical Tables and Formulae* (CRC Press, Boca Raton, 2011).