

# Accelerated Variational Quantum Eigensolver

Daochen Wang,<sup>1,\*</sup> Oscar Higgott,<sup>1</sup> and Stephen Brierley<sup>1</sup>

<sup>1</sup>*Riverlane, 3 Charles Babbage Road, Cambridge CB3 0GT, United Kingdom*

The problem of finding the ground state energy of a Hamiltonian using a quantum computer is currently solved using either the quantum phase estimation (QPE) or variational quantum eigensolver (VQE) algorithms. For precision  $\epsilon$ , QPE requires  $O(1)$  repetitions of circuits with depth  $O(1/\epsilon)$ , whereas each expectation estimation subroutine within VQE requires  $O(1/\epsilon^2)$  samples from circuits with depth  $O(1)$ . We propose a generalised VQE algorithm that interpolates between these two regimes via a free parameter  $\alpha \in [0, 1]$  which can exploit quantum coherence over a circuit depth of  $O(1/\epsilon^\alpha)$  to reduce the number of samples to  $O(1/\epsilon^{2(1-\alpha)})$ . Along the way, we give a new routine for expectation estimation under limited quantum resources that is of independent interest.

## I. INTRODUCTION

One of the most compelling uses of a quantum computer is to find approximate solutions to the Schrödinger equation. Such ab initio or first-principles calculations form an important part of the computational chemistry tool-kit and are used to understand features of large molecules such as the active site of an enzyme in a chemical reaction or are coupled with molecular mechanics to guide the design of better drugs.

Broadly speaking, there are two approaches to ab initio chemistry calculations on a quantum computer: one uses the quantum phase estimation algorithm (QPE) as envisaged by Lloyd [1] and Aspuru-Guzik et al. [2], the other uses the variational principle, as exemplified by the variational quantum eigenvalue solver (VQE) [3]. Given a fault-tolerant device, QPE can reasonably be expected to compute energy levels of chemical species as large as the iron molybdenum cofactor (FeMoco) to chemical accuracy [4], essential to understanding biological nitrogen fixation by nitrogenase [4, 5]. That QPE *may* provide a quantum-over-classical advantage can be rationalised by the exponential cost involved in naively simulating quantum gates on  $n$  qubits by matrix multiplication. One main reason that QPE requires fault tolerance is that the required coherent circuit depth,  $D$ , scales inversely in the precision  $\epsilon$ . This means  $D = O(1/\epsilon)$  scales exponentially in the number of bits of precision.

The VQE algorithm can also estimate the ground state energy of a chemical Hamiltonian but does so using a quantum expectation estimation subroutine together with a classical optimiser. In contrast to QPE, VQE is designed to be run on near-term noisy devices with low coherence time [3, 6, 7]. While VQE may also provide a quantum-over-classical advantage via the same rationalisation as QPE, it suffers from requiring a large number of samples  $N = O(1/\epsilon^2)$  during each expectation estimation subroutine leading to fears that its run time will quickly become unfeasible [8].

We propose a generalised VQE algorithm, we call  $\alpha$ -VQE, capable of exploiting all available coherence time of

the quantum computer to up-to-exponentially reduce the number of samples required for a given precision. The  $\alpha$  refers to a free parameter  $\alpha \in [0, 1]$  we introduce, such that for all values of  $\alpha > 0$ ,  $\alpha$ -VQE out-performs VQE in terms of the number of samples and has total runtime,  $O(N \times D)$ , reduced by a factor  $O(1/\epsilon^\alpha)$ . Moreover, compared to QPE,  $\alpha$ -VQE has a lower maximum circuit depth for all  $\alpha < 1$ . At the two extremes,  $\alpha = 0$  and  $\alpha = 1$ ,  $\alpha$ -VQE recovers the scaling of VQE and QPE respectively.

The  $T_1$  and  $T_2$  coherence times of the quantum computer essentially define a maximum circuit depth,  $D_{\max}$ , that can be run with a low expected number of errors [9]. By choosing an  $\alpha \in [0, 1]$  such that the maximum coherent circuit depth  $D(\alpha) = O(1/\epsilon^\alpha)$  of the expectation estimation subroutine in  $\alpha$ -VQE equals  $D_{\max}$ , we show that the expected number of measurements  $N$  required can be reduced to  $N = f(\epsilon, \alpha)$ , where:

$$f(\epsilon, \alpha) = \begin{cases} \frac{2}{1-\alpha} \left( \frac{1}{\epsilon^{2(1-\alpha)}} - 1 \right) & \text{if } \alpha \in [0, 1) \\ 4 \log\left(\frac{1}{\epsilon}\right) & \text{if } \alpha = 1 \end{cases}. \quad (1)$$

Note that  $f(\epsilon, 0) = O(1/\epsilon^2)$  is proportional to the number of measurements taken in VQE, whereas  $f(\epsilon, 1) = O(\log(1/\epsilon))$  is the number of measurements taken in iterative QPE up to further log factors.

Our paper is organised as follows. In Sec. II, we generalise VQE to  $\alpha$ -VQE by replacing its expectation estimation subroutine with a tunable version of QPE we name  $\alpha$ -QPE. This is set out in three steps. In Sec. II A, we introduce  $\alpha \in [0, 1]$  into a Bayesian QPE [10] to yield  $\alpha$ -QPE. Then in Sec. II B, we describe how to replace the expectation estimation subroutine within VQE by  $\alpha$ -QPE by modifying a result of Knill et al. [11]. We end with a schematic illustration of  $\alpha$ -VQE in Sec. II C. In Sec. III, we explain how  $\alpha$ -VQE accelerates VQE.

## II. GENERALISING VQE TO $\alpha$ -VQE

The standard VQE algorithm is inspired by the use of variational ansatz wave-functions  $|\psi(\lambda)\rangle$ , depending on a real vector parameter  $\lambda$ , in classical quantum chemistry. The ground state energy of a Hamiltonian  $H$  is found by

\* wdaochen@gmail.com

using a hybrid quantum-classical computer to calculate the energy  $E(\lambda)$  of the system in the state  $|\psi(\lambda)\rangle$ , and a classical optimiser to minimise  $E(\lambda)$  over  $\lambda$ .

The idea is to first write  $H$  as the finite sum  $H = \sum a_i P_i$  where  $a_i$  are real coefficients and  $P_i$  are a tensor product of Pauli matrices. The number of summed terms is typically polynomial in the system size, as is the case for the electronic Hamiltonian of quantum chemistry. Then for a given (normalised)  $|\psi(\lambda)\rangle$  we estimate the energy:

$$E(\lambda) \equiv \langle \psi(\lambda) | H | \psi(\lambda) \rangle = \sum_i a_i \langle \psi(\lambda) | P_i | \psi(\lambda) \rangle, \quad (2)$$

using a quantum computer for the individual expectation values and a classical computer for the weighted sum. Finally a classical optimiser is used to optimise the function  $E(\lambda)$  with respect to  $\lambda$  by controlling a preparation circuit  $R(\lambda) : |0\rangle \mapsto |\psi(\lambda)\rangle$  where  $|0\rangle$  is some fixed starting state. The variational principle justifies the entire VQE procedure: writing  $E_{\min}$  for the ground state eigenvalue of  $H$ , we have that  $E(\lambda) \geq E_{\min}$  with equality if and only if  $|\psi(\lambda)\rangle$  is the ground state.

Each expectation  $\langle \psi(\lambda) | P_i | \psi(\lambda) \rangle$  is directly estimated using statistical sampling [12]. The circuit used has extra depth  $D = O(1)$  beyond preparing  $|\psi(\lambda)\rangle$  and is repeated  $N = O(1/\epsilon^2)$  times to attain precision within  $\epsilon$  of the expectation. Henceforth, we refer to this  $N, D$  scaling with  $\epsilon$  as the statistical sampling regime.

### A. Tunable Bayesian QPE ( $\alpha$ -QPE)

Since the introduction by Kitaev [13] of a type of iterative QPE involving a single work qubit and an increasing number of controlled unitaries following each measurement, the term QPE itself has become associated with algorithms of this particular type. It is characteristic of Kitaev-type algorithms that for precision  $\epsilon$ , the number of measurements  $N = \tilde{O}(\log(1/\epsilon))$  and maximum coherent depth  $D = \tilde{O}(1/\epsilon)$ , where the tilde means we neglect further log factors. Henceforth, we refer to this  $N, D$  scaling with  $\epsilon$  as the phase estimation regime and QPE as phase estimation in this regime.

For a given eigenvector  $|\phi\rangle$  of a unitary operator  $U$  such that  $U|\phi\rangle = e^{i\phi}|\phi\rangle$ ,  $\phi \in [-\pi, \pi)$ , Kitaev's QPE algorithm uses the circuit in Fig. 1 with two settings of  $M\theta \in \{0, -\pi/2\}$ . For each setting,  $N = \tilde{O}(\log(1/\epsilon))$  measurements are taken with  $M = 2^{m-1}, 2^{m-2}, \dots, 1$  in that order to estimate  $\phi$  to precision  $\epsilon \equiv 2^{-m}$ . In Kitaev's algorithm, "precision  $\epsilon$ " means "within error  $\epsilon$  above a constant level of probability". The coherent circuit depth  $D$  required is therefore:

$$D = \tilde{O} \left( \sum_{j=0}^{m-1} 2^j \right) = \tilde{O}(2^m) = \tilde{O}(1/\epsilon). \quad (3)$$

This accounting associates to  $U^{2^j}$  a circuit depth of  $O(2^j)$ . For generic  $U = \exp(-iHt)$ , any better ac-

counting is prohibited by the "no-fast-forwarding" theorem [14]. We do not consider special  $U$  such that  $U^{2^j}$  has better accounting (e.g. modular multiplication in Shor's algorithm [15]).

Under the framework of Kitaev's QPE, Wiebe and Granade [10, 16] introduced a Bayesian QPE named Rejection Filtering Phase Estimation (RFPE) which we now modify to yield different sets of circuit and measurement sequences that can provide the same precision  $\epsilon$  with different  $(N, D)$  trade-offs. It is these sets that shall be parametrised by the  $\alpha \in [0, 1]$ . The circuit for RFPE is given in Fig. 1 and the following presentation of RFPE and our modification is broadly self-contained.

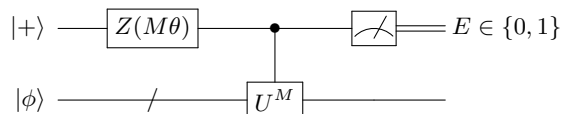


FIG. 1. Circuit for Kitaev's Phase Estimation and Rejection Filtering Phase Estimation (RFPE). Here,  $|\phi\rangle$  is an eigenstate of  $U$  with eigenphase  $\phi$ ,  $|+\rangle$  is the  $+1$  eigenstate of  $X$ ,  $Z(M\theta) := \text{diag}(1, e^{-iM\theta})$ , and measurement is performed in the  $X$  basis.

To begin, a prior probability distribution  $P(\phi)$  of  $\phi$  is taken to be normal  $\mathcal{N}(\mu, \sigma^2)$  (some justification is given in Ref. [17] which empirically found that the posterior of a uniform prior converges rapidly to normal). From the RFPE circuit in Fig. 1, we deduce the probability of measuring  $E \in \{0, 1\}$  is:

$$P(E|\phi; M, \theta) = \frac{1 + (-1)^E \cos(M(\phi - \theta))}{2}, \quad (4)$$

which enters the posterior by the Bayesian update rule:

$$P(\phi|E; M, \theta) \propto P(E|\phi; M, \theta)P(\phi). \quad (5)$$

We do not need to know the constant of proportionality to sample from this posterior after measuring  $E$ , and the word "rejection" in RFPE refers to the rejection sampling method used. After obtaining a number  $s$  of samples, we approximate the posterior again by a normal with mean and standard deviation equal to that of our samples (again justified as when taking initial prior to be normal). The choice of  $s$  is important and  $s$  can be regarded as a particle filter number, hence the word "filter" in RFPE [16]. We constrain posteriors to be normal because normal distributions can be efficiently sampled.

The effectiveness of RFPE's iterative update procedure just described depends on controllable parameters  $(M, \theta)$ . A natural measure of effectiveness is the expected posterior variance, i.e. the "Bayes risk". To minimise the Bayes risk, Ref. [10] chooses  $M = \lceil 1.25/\sigma \rceil$  at the start of each iteration. However, the main problem is that  $M$  can quickly become large, making the depth of  $U^M$  exceed  $D_{\max}$ . Ref. [16] addresses this problem by imposing an upper bound on  $M$  and we refer to this approach as RFPE-with-restarts.

Here, we propose another approach that chooses:

$$(M, \theta) = \left( \frac{1}{\sigma^\alpha}, \mu - \sigma \right), \quad (6)$$

where  $\alpha \in [0, 1]$  is a free parameter we impose. Moreover, we propose a new preparation of eigenstate  $|\phi\rangle$  at each iteration, discarding that used in the previous iteration. This ability to readily prepare an eigenstate is highly atypical but can be achieved within the VQE framework (see Sec. IIB). We name the resulting, modified RFPE algorithm  $\alpha$ -QPE. In Proposition 1 below, we give the main performance result about  $\alpha$ -QPE. We defer its derivation to the Supplementary Material [18]. Unlike in Kitaev's algorithm, we henceforth let "precision  $\epsilon$ " mean an expected posterior standard deviation of  $\epsilon$  [19].

**Proposition 1.**—(Measurement–depth trade-off). For precision  $\epsilon$ ,  $\alpha$ -QPE requires:  $N = f(\epsilon, \alpha)$  measurements and  $D = O(1/\epsilon^\alpha)$  coherent depth, where the function  $f$  is defined in Eqn. 1.

We now address the essential question of how to choose  $\alpha$  when practically constrained to circuits with bounded depth  $D \in [1, D_{\max}]$  for some  $D_{\max}$ . For simplicity, we assume  $D = 1/\epsilon^\alpha$ . Optimally choosing  $\alpha$  amounts to minimising the number of measurements  $N$  to achieve a fixed precision  $\epsilon \in (0, 1)$ . Then, because  $N = f(\epsilon, \alpha)$  is a decreasing function of  $\alpha$ , the least  $N$  is attained at the maximal  $\alpha = \alpha_{\max} := \min \left\{ \frac{\log(D_{\max})}{\log(1/\epsilon)}, 1 \right\}$ , giving  $N_{\min} = f(\epsilon, \alpha_{\max})$  which equals:

$$\begin{cases} \frac{2}{1 - \log(D_{\max})/\log(1/\epsilon)} \left( \left( \frac{1}{\epsilon D_{\max}} \right)^2 - 1 \right) & \text{if } D_{\max} < \frac{1}{\epsilon} \\ 4 \log\left(\frac{1}{\epsilon}\right) & \text{if } D_{\max} \geq \frac{1}{\epsilon} \end{cases}. \quad (7)$$

The important point here is the inverse quadratic scaling with  $D_{\max}$  if  $D_{\max} < 1/\epsilon$ : through  $\alpha$  we can access and exploit  $D_{\max}$  to significantly reduce the number of iterations. In the Supplementary Material [18], we deduce from our above analysis that RFPE is at least as efficient as Eqn. 7.

## B. Casting expectation estimation as $\alpha$ -QPE

Given a Pauli operator  $P$ , a preparation circuit  $R(\lambda) \equiv R : |0\rangle \mapsto |\psi(\lambda)\rangle \equiv |\psi\rangle$ , and a projector  $\Pi := I - 2|0\rangle\langle 0|$ , we paraphrase from Knill et al. [11] the following Proposition 2 relevant to us.

**Proposition 2.**—(Amplitude estimation). The operator  $U := U_0 U_1$ , with  $U_0 = (R \Pi R^\dagger)$ ,  $U_1 = (P R \Pi R^\dagger P^\dagger)$ , is a rotation by an angle  $\phi = 2 \arccos(|\langle \psi | P | \psi \rangle|)$  in the plane spanned by  $|\psi\rangle$  and  $|\psi'\rangle := P|\psi\rangle$ . Therefore, the state  $|\psi\rangle$  is an equal superposition of eigenstates  $|\pm\phi\rangle$  of  $U$  with eigenvalues  $e^{\pm i\phi}$  respectively (i.e. eigenphases  $\pm\phi$ ) and we can estimate  $|\langle \psi | P | \psi \rangle| = \cos(\pm\phi/2)$  to precision  $\epsilon$  by running QPE on  $|\psi\rangle$  to precision  $2\epsilon$ .

Note that the VQE framework readily provides  $R(\lambda)$

which enables our use of Proposition 2. We now modify Proposition 2 to use  $\alpha$ -QPE which enables access to the measurement-depth trade-off given in Proposition 1. Since  $\alpha$ -QPE requires re-preparation of state  $|\pm\phi\rangle$  at each iteration, a complication arises because  $|\psi\rangle$  is in equal superposition of  $|\pm\phi\rangle$ . To be able to efficiently collapse  $|\psi\rangle$  into one of  $|\pm\phi\rangle$  with high confidence before each iteration in  $\alpha$ -QPE, we have to assume that  $|A|$  is always bounded away from 0 and 1 by a constant  $\delta > 0$ , where  $A = \langle \psi | P | \psi \rangle$  (see Ref. [11, Parallelizability]). If we collapse into  $|\phi\rangle$  (with high confidence), we implement  $\alpha$ -QPE using (powers of)  $cU$ ; else if we collapse into  $|\phi\rangle$ , we use  $cU^\dagger$ . The depth overhead of state collapse is  $O(1/\delta)$ . A second complication is that  $\phi$  gives  $|A|$  but not the sign of  $A$ .

These two complications can be simultaneously resolved using a simple two-stage method. In the first stage,  $A$  is roughly estimated by statistical sampling a constant number of times to determine whether  $|A|$  satisfies a  $\delta$  bound. If so, then proceed with  $\alpha$ -QPE, else continue with statistical sampling in the second stage. The first stage simultaneously determines the sign of  $A$ . In the Supplementary Material [18], we present further details of this method.

The overhead in implementing  $cU = R(c\Pi)R^\dagger P R(c\Pi)R^\dagger P$  is documented as follows. Since  $P$  is  $n$  tensored Pauli matrices, it can be implemented using  $n$  parallel Pauli gates in  $O(1)$  depth. The  $(n+1)$ -qubit controlled sign flip  $c\Pi$  is equivalent in cost, up to  $\sim 2n$  single qubit gates with  $O(1)$  depth, to an  $(n+1)$ -bit Toffoli gate, the best known implementation of which requires  $6n - 6$  CNOT gates [20],  $\lceil \frac{n-2}{2} \rceil$  ancillas and  $O(\log n)$  circuit depth [21]. Lastly, we need two  $R$  and two  $R^\dagger \equiv R^{-1}$ . Since the depth  $C_R$  of  $R$  is  $\Omega(n)$  in most applications considered so far [22], this last overhead may be the most significant. As the total overhead has no  $\epsilon$  dependence, it does not affect our analysis in terms of  $\epsilon$ .

## C. Generalised $\alpha$ -VQE

We define generalised  $\alpha$ -VQE by using the result of Sec. IIB to replace the method of expectation estimation in VQE by the  $\alpha$ -QPE developed in Sec. IIA. Fig. 2 illustrates the schematic of our generalised VQE.

The total number of measurements in an entire run of  $\alpha$ -VQE is of order  $f(\epsilon, \alpha)$  multiplied by both the number of summed terms in the Hamiltonian and the number of iterations of the classical optimiser. Writing  $C_R$  for the depth of  $R(\lambda)$ , each measurement results from a circuit of depth  $O((C_R + \log n)/\epsilon^\alpha)$ .

Clearly,  $\alpha$ -VQE still preserves the following three key advantages of standard VQE because we only modified the expectation estimation subroutine. First, we can parallelise the expectation estimation of multiple Pauli terms to multiple processors. Second, robustness via self-correction is preserved because  $\alpha$ -VQE is still variational [6, 7]. Third, the variational parameter  $\lambda$

can be classically stored to enable straightforward re-preparation of  $|\psi(\lambda)\rangle$  [8].

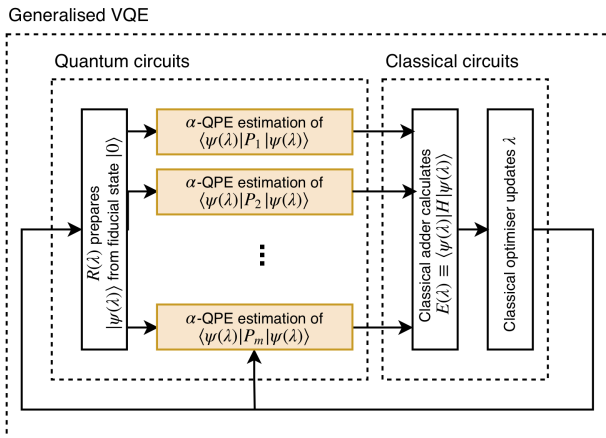


FIG. 2. Schematic of  $\alpha$ -VQE. Note that  $\lambda$  also affects  $\alpha$ -QPE circuits which involve state preparation  $R(\lambda)$  and its inverse. When  $\alpha = 0$ , we are in the statistical sampling, or standard VQE, regime. When  $\alpha = 1$ , we are in the phase estimation regime.

### III. $\alpha$ -VQE AS ACCELERATED VQE

We reiterate that  $\alpha$ -VQE is useful because it can perform expectation estimation in regimes lying continuously between statistical sampling and phase estimation. Neither extreme is ideal: statistical sampling requires  $N = O(1/\epsilon^2)$  samples whereas phase estimation requires  $D = O(1/\epsilon)$  coherence time. In this manner, these two extremes have been criticised in Ref. [23] and Ref. [3, 6] respectively, and compared in Ref. [8].

The resources required for one run of expectation estimation within VQE and  $\alpha$ -VQE (arbitrary  $\alpha$ ,  $\alpha = 0$ ,  $\alpha = 1$ ) are compared in Table I. Neglecting the small overheads to cast expectation estimation as  $\alpha$ -QPE, we can conclude that our method of expectation estimation is always superior to statistical sampling for  $\alpha > 0$ .

To use  $\alpha > 0$ , we need sufficiently large  $D_{\max}$ . Conversely, given  $D_{\max}$  we can choose an  $\alpha$  to maximally exploit it as per our analysis at the end of Sec. II A. This provides the mechanism by which  $\alpha$ -VQE accelerates VQE. The acceleration is quantified by Eqn. 7. We plot Eqn. 7 in Fig. 3 to give a concrete sense of our contribution.

At a more theoretical level, we note that our paper can be viewed outside the VQE context as a study of efficient expectation estimation under restricted circuit depth. Furthermore, Sec. II A of our paper can be viewed as a study of phase estimation under restricted circuit depth. Subsequently to our paper, Ref. [24] also studied this latter question, proposing and analysing a time series estimator which learns the phase with similar efficiency as our results. More precisely, their efficiency Eqn. 22 conforms to our Eqn. 7 up to log factors.

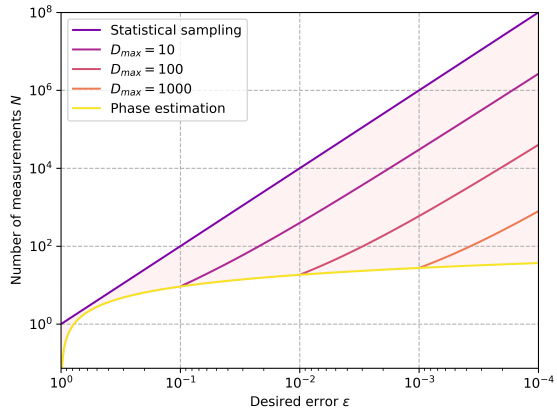


FIG. 3. Plots of the function in Eqn. 7 for different  $D_{\max}$  demonstrate how  $\alpha$ -VQE accelerates VQE by reducing the number of measurements up-to-exponentially as  $D_{\max}$  increases. Also plotted are the statistical sampling and phase estimation regimes.  $\alpha$ -VQE unlocks regimes in the shaded region between these two extremes.

### IV. ACKNOWLEDGEMENTS

We thank Mark Rowland and Jarrod McClean for insightful discussions.

Algorithm	Maximum coherent depth	Non-coherent repetitions	Total runtime
VQE	$O(C_R)$	$O(\frac{1}{\epsilon^2})$	$O(C_R \frac{1}{\epsilon^2})$
0-VQE	$O(C_R + \log n)$	$O(\frac{1}{\epsilon^2})$	$O((C_R + \log n) \frac{1}{\epsilon^2})$
1-VQE	$O((C_R + \log n) \frac{1}{\epsilon})$	$O(\log \frac{1}{\epsilon})$	$O((C_R + \log n) \frac{1}{\epsilon})$
$\alpha$ -VQE	$O((C_R + \log n) \frac{1}{\epsilon^\alpha})$	$O(f(\epsilon, \alpha))$	$O((C_R + \log n) \frac{1}{\epsilon^\alpha} f(\epsilon, \alpha))$

TABLE I. Resource comparison of one expectation estimation subroutine within VQE, 0-VQE, 1-VQE,  $\alpha$ -VQE.  $\epsilon$  is the precision required for the expected energy,  $C_R$  is the state preparation depth, and  $\alpha \in [0, 1]$  is the free parameter controlling the maximum circuit depth of  $\alpha$ -QPE.

- 
- [1] S. Lloyd, *Science* **273**, 1073 (1996).
- [2] A. Aspuru-Guzik, A. D. Dutoi, P. J. Love, and M. Head-Gordon, *Science* (New York, N.Y.) **309**, 1704 (2005).
- [3] A. Peruzzo, J. McClean, P. Shadbolt, M.-H. Yung, X.-Q. Zhou, P. J. Love, A. Aspuru-Guzik, and J. L. O’Brien, *Nature Communications* **5**, ncomms5213 (2014).
- [4] M. Reiher, N. Wiebe, K. M. Svore, D. Wecker, and M. Troyer, *Proceedings of the National Academy of Sciences of the United States of America* **114**, 7555 (2017).
- [5] B. M. Hoffman, D. Lukoyanov, Z.-Y. Yang, D. R. Dean, and L. C. Seefeldt, *Chemical Reviews* **114**, 4041 (2014).
- [6] J. R. McClean, J. Romero, R. Babbush, and A. Aspuru-Guzik, *New Journal of Physics* **18**, 23023 (2016).
- [7] P. J. J. O’Malley, R. Babbush, I. D. Kivlichan, J. Romero, J. R. McClean, R. Barends, J. Kelly, P. Roushan, A. Tranter, N. Ding, *et al.*, *Physical Review X* **6**, 31007 (2016).
- [8] D. Wecker, M. B. Hastings, and M. Troyer, *Physical Review A* **92**, 42303 (2015).
- [9] One could alternatively bound the circuit area or total number of quantum gates. We use circuit depth for simplicity.
- [10] N. Wiebe and C. Granade, *Physical Review Letters* **117**, 10503 (2016).
- [11] E. Knill, G. Ortiz, and R. D. Somma, *Physical Review A* **75**, 12328 (2007).
- [12] J. Romero, R. Babbush, J. R. McClean, C. Hempel, P. J. Love, and A. Aspuru-Guzik, *Quantum Science and Technology* **4**, 014008 (2019).
- [13] A. Y. Kitaev, A. Shen, and M. N. Vyalyi, *Classical and Quantum Computation* (American Mathematical Society, 2002).
- [14] D. W. Berry, G. Ahokas, R. Cleve, and B. C. Sanders, *Communications in Mathematical Physics* **270**, 359 (2007).
- [15] M. A. Nielsen and I. L. Chuang, *Quantum computation and quantum information* (Cambridge University Press, 2010).
- [16] N. Wiebe, C. Granade, A. Kapoor, and K. M. Svore, “Approximate Bayesian Inference via Rejection Filtering,” (2015).
- [17] C. Ferrie, C. E. Granade, and D. G. Cory, *Quantum Information Processing* **12**, 611 (2013).
- [18] See Supplemental Material below for Appendices A. Derivation of Proposition 1, B. RFPE-with-restarts, and C.  $\delta$ -bound and state collapse. In A, we build on Refs. [17, 25]. In C, we follow the analysis of Ref. [26].
- [19] An actual standard deviation of  $\epsilon$  on an unbiased posterior mean implies “precision  $\epsilon$ ” in Kitaev’s sense by Markov’s inequality. The converse is not true. In the Supplementary Material [18], we numerically verify that our new definition of  $\epsilon$  well approximates the true error.
- [20] In our pre-fault-tolerant setting, the CNOT gate count is the most relevant resource count.
- [21] D. Maslov, *Phys. Rev. A* **93**, 022311 (2016).
- [22] R. Babbush, N. Wiebe, J. McClean, J. McClain, H. Neven, and G. K.-L. Chan, *Phys. Rev. X* **8**, 011044 (2018).
- [23] S. Paesani, A. A. Gentile, R. Santagati, J. Wang, N. Wiebe, D. P. Tew, J. L. O’Brien, and M. G. Thompson, *Physical Review Letters* **118**, 100503 (2017).
- [24] T. E. O’Brien, B. Tarasinski, and B. M. Terhal, *ArXiv e-prints* (2018), arXiv:1809.09697 [quant-ph].
- [25] N. Wiebe, C. Granade, C. Ferrie, and D. G. Cory, *Physical Review Letters* **112**, 190501 (2014).
- [26] M. Dobšíček, G. Johansson, V. Shumeiko, and G. Wendin, *Physical Review A* **76**, 30306 (2007).
- [27] Locally optimal  $(M, \theta)$  at each iteration may not be globally optimal over a number of iterations. In fact,  $A \approx 1.154$  differs from the globally optimal heuristic of 1.25, but this distinction between local and global is besides the main point here and shall not be further discussed.
- [28] We heuristically justify this and subsequent assumptions or approximations by good agreement of our final results Eqns. A18, A20 with numerical simulations.
- [29] This may be inconsistent with the previous assumption because it requires  $l(t_k + h) - l(t_k) \equiv l_{k+1} - l_k = O(h)$  and we assess its consequences in Eqn. A17.

### Appendix A: Derivation of Proposition 1

To analyse RFPE's convergence, we analyse the expected posterior variance  $r^2$  (i.e. the Bayes risk) for a normal prior  $\phi \sim \mathcal{N}(\mu, \sigma^2)$ . The formula for  $r^2$  can be derived from Ref. [17, Appendix B] as:

$$\mathbb{E}_E[\mathbb{V}[\phi|M, \theta; \mu, \sigma]] \equiv r^2(M, \theta; \mu, \sigma) \equiv r^2(M, \theta) \equiv r^2 = \sigma^2 \left(1 - \frac{M^2 \sigma^2 \sin^2(M(\mu - \theta))}{e^{M^2 \sigma^2} - \cos^2(M(\mu - \theta))}\right). \quad (\text{A1})$$

Note that  $r^2$  is bounded below by an envelope  $s^2 := \sigma^2(1 - M^2 \sigma^2 e^{-M^2 \sigma^2})$ . As a function of  $M$ ,  $s^2$  has minimiser:

$$M_0 = \frac{1}{\sigma}. \quad (\text{A2})$$

But  $M_0$  may be far away from the minimiser  $M_1$  of  $r^2$  due to rapid oscillations of  $r^2$ , as a function of  $M$ , above the envelope  $s^2$ . Fortunately, the frequency of these oscillations is controlled by  $\theta$ . This control is exactly the reason why Ref. [25] introduced  $\theta$ . Numerical simulations in Ref. [25, Appendix C] showed that the optimal  $\theta \approx \mu \pm \sigma$  can effectively remove oscillations from  $r^2$ . This aligns  $r^2$  with its envelope  $s^2$ , forcing  $M_1$  closer to  $M_0$ .

Therefore, it makes sense to choose  $(M = 1/\sigma, \theta = \mu \pm \sigma)$  if we wish to minimise  $r^2(M, \theta)$ . However, Ref. [25] did not give intuition. To gain intuition, we found a simple heuristic argument for why it makes sense to choose  $(M \propto 1/\sigma, \theta = \mu \pm \sigma)$  if we wish to minimise  $r^2(M, \theta)$ . We present our argument in the box below.

#### Optimal $M, \theta$

We heuristically justify the optimality (in RFPE) of both  $\theta \approx \mu \pm \sigma$  and the form  $M \propto 1/\sigma$  at each iteration using the following simple argument. Recall that the probability of measuring  $E = 0$  in the RFPE circuit is:

$$P_0 = P(0|\phi; M, \theta) = \frac{1 + \cos(M(\phi - \theta))}{2}. \quad (\text{A3})$$

In order to gain maximal information about  $\phi$ , it is intuitively obvious that the range of  $P_0$  has to uniquely and maximally vary across the domain of uncertainty in  $\phi$ . The Bayesian RFPE conveniently gives this domain  $\mathcal{D} = (\mu - \sigma, \mu + \sigma)$  of uncertainty at each iteration. A naive domain on which the range of  $\cos$  uniquely and *possibly* maximally varies is  $[0, \pi]$ . So we would like to control  $(M, \theta)$  such that  $M(\mathcal{D} - \theta)$  is equal to  $[0, \pi]$ , i.e.

$$\begin{cases} M(\mu - \sigma - \theta) = 0, \\ M(\mu + \sigma - \theta) = \pi. \end{cases} \quad (\text{A4})$$

This has solution:

$$(M, \theta) = \left(\frac{\pi/2}{\sigma}, \mu - \sigma\right), \quad (\text{A5})$$

which is not far from the optimal choice found in Ref. [25, Appendix C]. Intuitively, the slight discrepancy could only be due to  $[0, \pi]$  not being the domain on which cosine (uniquely and) maximally varies.

Therefore, we choose  $\theta = \mu \pm \sigma$  and trial  $M = a/\sigma$  with  $a \in \mathbb{R}$  in Eqn. A1 to give:

$$r^2\left(\frac{a}{\sigma}, \mu \pm \sigma\right) = \sigma^2(1 - g(a)), \quad (\text{A6})$$

where  $g: \mathbb{R} \rightarrow \mathbb{R}$  is defined by:

$$g(x) := \frac{x^2 \sin^2(x)}{e^{x^2} - \cos^2(x)}. \quad (\text{A7})$$

We find that  $g$  has maximum value  $g_{\max} \approx 0.307$  at  $x = \pm a_0$  where  $a_0 \approx 1.154$ , and so  $r^2$  has minimum value:

$$r_{\min}^2 = L^2 \sigma^2, \quad (\text{A8})$$

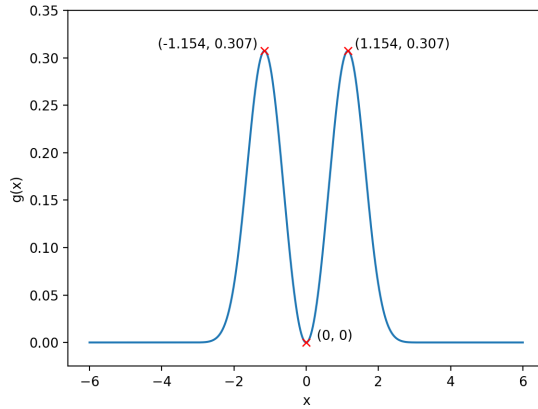


FIG. 4. Plot of  $g(x) = \frac{x^2 \sin^2(x)}{e x^2 - \cos^2(x)}$ .  $g$  has maxima at  $\approx (\pm a_0, 0.307)$  where  $a_0 \approx 1.154$  and minimum at  $(0, 0)$ . Near  $x = 0$ ,  $g(x) = x^2/2 + O(x^4)$ .

where  $L^2 \approx 0.693$ . Therefore, after each iteration of RFPE, we expect the variance to (at least) decrease by a factor of  $L^2$  when  $M$  and  $\theta$  are chosen optimally [27].

Writing  $\sigma_k$  for the standard deviation at the  $k$ -th iteration, we rewrite Eqn. A8 as  $\mathbb{E}[\sigma_k^2 | \sigma_{k-1}^2] = L^2 \sigma_{k-1}^2$ . Taking expectation over  $\sigma_{k-1}$  gives  $\mathbb{E}[\sigma_k^2] = L^2 \mathbb{E}[\sigma_{k-1}^2]$ . Assuming that  $\mathbb{V}[\sigma_k] = 0$  for  $k$  large [28], say  $k \geq n_0$ , we commute squaring with expectation to give  $\mathbb{E}[\sigma_k] = L^{(k-k_0)} \mathbb{E}[\sigma_{k_0}]$ . Writing  $r_k := \mathbb{E}[\sigma_k]$  for the expected standard deviation at the  $k$ -th iteration gives:

$$r_k = L^{(k-k_0)} r_{k_0}, \quad (\text{A9})$$

so we expect the standard deviation to decrease exponentially with the number of iterations of RFPE.

Since  $r_k$  of RFPE decreases exponentially with  $k$ , the use of  $M \propto 1/\sigma_k$  at the  $k$ -th iteration means we expect  $M$  to increase exponentially with  $k$ . This means that RFPE is indeed in the phase estimation regime which still has the same problem of requiring an exponentially long coherence time in the number of bits of precision required.

In the following, we address this problem by modifying the dependence of the  $M$  on  $\sigma$  at each iteration. We note that a possible additional restarting strategy in RFPE also addresses this same problem (see Appendix B) but for now, RFPE refers to RFPE *without* restarts.

Note that RFPE uses  $M = O(1/\sigma)$  and is in the phase estimation regime, but if  $M = O(1)$  at each iteration, we expect to recover the statistical sampling regime. We are led naturally then to consider  $M$  of form:

$$M = a \left(\frac{1}{\sigma}\right)^\alpha, \quad (\text{A10})$$

with an introduced  $\alpha \in [0, 1]$  and some  $a = a(\alpha) \in \mathbb{R}$  to facilitate a transition between the two regimes.

We again substitute  $\theta = \mu \pm \sigma$ , but  $M$  as in Eqn. A10, into Eqn. A1, giving expected posterior variance:

$$r^2 \left(a \left(\frac{1}{\sigma}\right)^\alpha, \mu \pm \sigma\right) = \sigma^2 (1 - g(b)), \quad (\text{A11})$$

where  $b := a\sigma^{(1-\alpha)}$  and  $g$  remains defined by Eqn. A7. Ideally, we would like  $b = a_0$  which gives  $a = a_0(1/\sigma)^{(1-\alpha)}$ , but we need  $a$  to be independent of  $\sigma$ . From the graph of  $g$  (Fig. 4), we see there is no natural way to define an optimal  $a = a(\alpha)$  except when  $\alpha = 1$ . So we could simply take  $a = a_0$  (independent of  $\alpha$ ) but instead we set  $a = 1$  for simplicity.

In the remainder of Appendix A,  $\alpha \neq 1$  ( $\alpha = 1$  already analysed above) unless stated otherwise and we assume  $r_k$  converges to zero. This is necessary for valid Taylor approximations and divisions by  $(1 - \alpha)$ .

For  $\sigma$  small, and so  $b$  small, we have:

$$g(b) = \frac{b^2}{2} + O(b^4), \quad (\text{A12})$$

which we substitute into Eqn. A11 to give the following upon taking expectations and using the earlier assumption that  $\mathbb{V}[\sigma_k] = 0$  for  $k$  large to commute the expectation:

$$r_{k+1}^2 = r_k^2 \left(1 - \frac{1}{2} (r_k^2)^{1-\alpha}\right), \quad (\text{A13})$$

which is similar to a logistic map in  $r_k^2$ . Taking log gives  $\log(r_{k+1}^2) = \log(r_k^2) - \frac{1}{2}r_k^{2(1-\alpha)}$ , to  $O(r_k^{4(1-\alpha)})$ , which gives, upon writing  $l_k = \log(r_k^2)$ :

$$l_{k+1} = l_k - \frac{1}{2}e^{(1-\alpha)l_k}. \quad (\text{A14})$$

Assuming the existence of a differentiable function  $l = l(t)$  with  $l(t_k) = l_k$  where  $t_k := nh$ , we substitute  $l$  into Eqn. A14 to obtain:

$$\frac{l(t_k + h) - l(t_k)}{h} = \frac{-e^{(1-\alpha)l(t_k)}}{2h}. \quad (\text{A15})$$

We further take  $h$  small and assume LHS Eqn. A15 is well approximated by a derivative [29]. Solving the resulting differential equation under initial condition at  $(k_0, r_{k_0})$  gives:

$$\log(r_k) = \log(r_{k_0}) - \frac{1}{2(1-\alpha)} \log\left(1 + r_{k_0}^{2(1-\alpha)} \frac{1-\alpha}{2} (k - k_0)\right). \quad (\text{A16})$$

To assess Eqn. A16 with respect to the recurrence Eqn. A14 it intended to solve, we substitute it back to give:

$$l_{k+1} - l_k + \frac{1}{2}e^{(1-\alpha)l_k} = O\left(\left(\frac{1}{(k - k_0)^2 + \frac{2}{1-\alpha}(1/r_{k_0}^2)^{1-\alpha}}\right)^2\right). \quad (\text{A17})$$

which we expect to equal zero. This means that for  $k \geq k_0$ , we expect Eqn. A16 to improve as a solution to Eqn. A14 as  $k_0$  increases (and so  $r_{k_0}$  decreases).

Given the considerable number of assumptions and approximations used to reach an analytical expression for the Bayes risk in Eqn. A16, one is justifiably cautious about its validity. For assurance, we plotted Eqn. A16 and Eqn. A9 (the latter for completeness but with  $L^2$  reset to  $L^2 \approx 0.708$  corresponding to  $a = 1$ ) against numerical simulations of RFPE between iterations 0 to 60 with two initial conditions  $(k_0, r_{k_0}) = (0, r_0 := 1)$  and  $(20, r_{20})$ . The numerical simulations are displayed in Fig. 5 and show good agreement with our analytical Eqn. A16 and Eqn. A9. Note that Eqn. A16 reduces to the form of Eqn. A9 in the  $\alpha = 1$  limit but not exactly because of the inaccuracy of approximation Eqn. A12 when  $\alpha = 1$ . It is also essential to point out now that the Bayes risk is a measure of precision and not a priori a measure of accuracy (i.e. error). However, in Fig. 6, we numerically demonstrate that the median error aligns reasonably with the mean and median Bayes risk.

Having numerically addressed two potential caveats to Eqn. A16 in Fig. 5 and Fig. 6, we also observe from these Figures that Eqn. A16 is approximately valid for  $(k_0, r_{k_0}) = (0, 1)$ . Assuming this validity, we rearrange Eqn. A16 to give:

$$k = f(r_k, \alpha), \quad (\text{A18})$$

where recall  $f : \mathbb{R} \times [0, 1] \rightarrow \mathbb{R}$  is the continuous function:

$$f(r, \alpha) = \begin{cases} \frac{2}{1-\alpha} \left(\frac{1}{r^{2(1-\alpha)}} - 1\right) & \text{if } \alpha \in [0, 1) \\ 4 \log\left(\frac{1}{r}\right) & \text{if } \alpha = 1 \end{cases}. \quad (\text{A19})$$

And Eqn. A10 gives:

$$D_k := \max_{\{\leq k \text{ iterations}\}} (M) = \frac{1}{r_k^\alpha}, \quad (\text{A20})$$

which together give our main interpolation result upon replacing  $(k, D_k, r_k)$  by  $(N, D, \epsilon)$ .

The replacement of  $D_k$  by  $D$  assumes we can readily prepare the eigenstate  $|\phi\rangle$  both initially and after each measurement. We have already described why this assumption is valid in the main text.



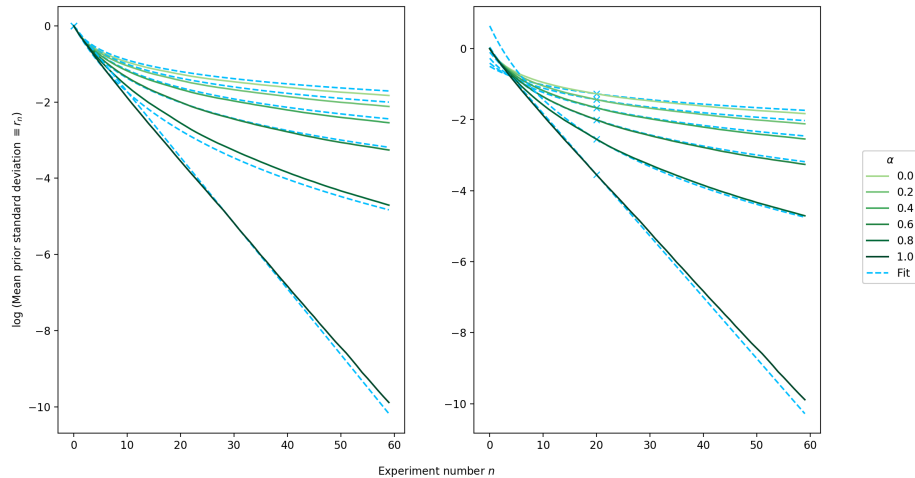


FIG. 5. Analytical solution Eqn. A16 (dashed) agrees well with numerical simulations (solid) of RFPE for different values of  $\alpha$ . Each simulation was performed with 200 randomised values of the true eigenphase  $\phi$  (over which the mean is taken) and 600 samples from the posterior at each iteration obtained by rejection filtering. The plots on the left and right figures use initial conditions  $(k_0, r_{k_0}) = (0, r_0 := 1)$  and  $(20, r_{20})$  respectively. The fit through  $(20, r_{20})$  is more accurate for  $k \geq k_0$  - this is expected because  $r_k$  decreases as  $k$  increases, which improves all approximations based on  $r_k$  small.

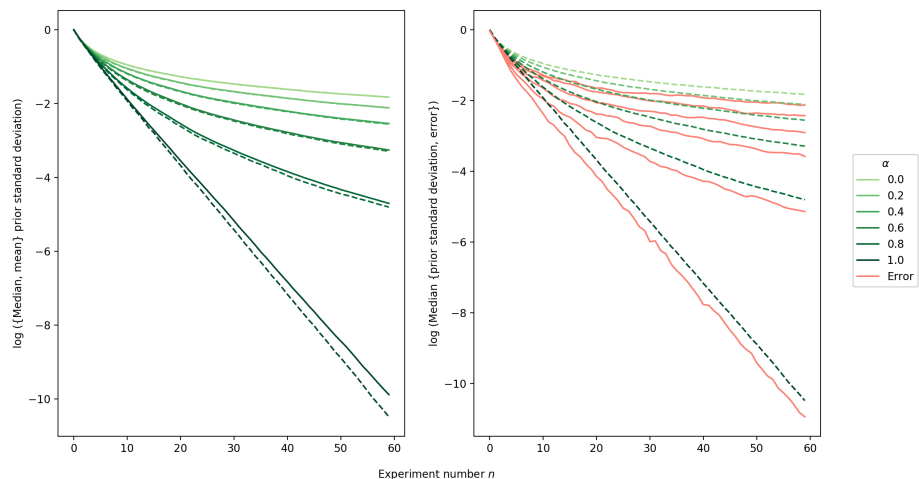


FIG. 6. Left: We find good agreement between the analytical mean standard deviation of Eqn. A16 (dashed) and numerical median standard deviation (solid). Right: Eqn. A16 (dashed) agrees qualitatively but not quantitatively with the median error (pink). That the median errors appear to tend toward zero would be a consequence of the *weak* asymptotic consistency of phase estimates with  $k$ . This fact does not preclude the mean errors (not plotted) not tending towards zero and in fact they do not.

### Appendix B: RFPE-with-restarts

Suppose we require a precision within  $\epsilon \in (0, 1)$ , with the constraint that  $(1 <)D \leq D_{\max}$  for some constant  $D_{\max}$ , but that we wish to minimise  $N$ . Here we calculate  $N$  required by RFPE-with-restarts, assuming decoherence is detected immediately at which point RFPE switches from phase estimation to statistical sampling.

Now,  $1 < 1/r_k \leq D_{\max}$  gives a maximum of  $N_0 = 4 \log(D_{\max})$  iterations in this phase estimation regime. For  $k > N_0$ , RFPE-with-restarts switches to statistical sampling with  $M$  held constant at  $D_{\max}$ . Eqn. A18 then gives (under change of variable  $r_k \leftrightarrow D_{\max} r_k$  throughout the derivation) the minimum number of total iterations of RFPE-with-restarts as:

$$N'_{\min} = \begin{cases} 2((\frac{1}{\epsilon D_{\max}})^2 - 1) + 4 \log(D_{\max}) & \text{if } D_{\max} < \frac{1}{\epsilon} \\ 4 \log(\frac{1}{\epsilon}) & \text{if } D_{\max} \geq \frac{1}{\epsilon} \end{cases}. \quad (\text{B1})$$

Again, we see an inverse quadratic scaling with  $D_{\max}$  in the first case.

In fact, we find RFPE-with-restarts is always advantageous over  $\alpha$ -QPE (with respect to minimising Bayes risk). This can be phrased as:

$$N'_{\min} \leq N_{\min} \quad (\text{B2})$$

$$\text{with equality iff } D_{\max} \in [1/\epsilon, \infty), \quad (\text{B3})$$

where we recall  $N_{\min}$  from Eqn. 7 of the main text:

$$N_{\min} = \begin{cases} \frac{2}{1 - \log(D_{\max})/\log(1/\epsilon)} ((\frac{1}{\epsilon D_{\max}})^2 - 1) & \text{if } D_{\max} < \frac{1}{\epsilon} \\ 4 \log(\frac{1}{\epsilon}) & \text{if } D_{\max} \geq \frac{1}{\epsilon} \end{cases}. \quad (\text{B4})$$

One way of seeing RFPE's advantage is by writing  $D_{\max} = 1/\epsilon^\beta$  where  $\beta \in (0, 1)$  when  $1 < D_{\max} < 1/\epsilon$ , giving:

$$\begin{aligned} \frac{N'_{\min}}{N_{\min}} &= 1 - \beta - \beta(1 - y) \frac{\log(1 - y)}{y} \\ &= 1 - \beta + \beta(1 - y) \sum_{j=1}^{\infty} \frac{1}{j} y^{j-1} \\ &< 1, \end{aligned} \quad (\text{B5})$$

where  $y := 1 - \epsilon^{2(1-\beta)} \in (0, 1)$ .

Note that the  $\beta$  we introduced here can be seen as a control parameter analogous to the  $\alpha$  in  $\alpha$ -QPE, and RFPE-with-restarts can be reasonably called  $\beta$ -QPE. By the above, we immediately deduce that  $\beta$ -QPE also satisfies Proposition 1 with  $\alpha$  replaced by  $\beta$ .

While  $N'_{\min} \leq N_{\min}$ , exploratory simulations show that  $\alpha$ -QPE can yield better mean accuracy (as opposed to Bayes risk which relates to mean precision) than  $\beta$ -QPE for a given number of iterations and constant  $D_{\max}$ . In any case, should  $\beta$ -QPE outperform  $\alpha$ -QPE according to a desired metric, then we can use  $\beta$ -VQE (obvious definition).

### Appendix C: $\delta$ bound and state collapse

Here we present a simple 2-stage method that removes the  $\delta$  bound assumption on the absolute value of  $A := \langle \psi | U | \psi \rangle$  and detail state collapse into  $|\pm\phi\rangle$  within this 2-stage method.

In Stage 1, we see if  $|A|$  can be bounded away from 0 and 1 by statistical sampling  $A$  a constant number of times, which also automatically gives the sign of  $A$ . In Stage 2, if the bound is satisfied, we continue with  $\alpha$ -QPE to estimate  $|A|$ , gaining the efficiency boost over statistical sampling; if not, we continue with statistical sampling to estimate the expectation.

We now present an explicit minimal specialisation of the above procedure, followed by a brief comment on how to obtain more general versions - details are omitted for brevity.

**Stage 1.** We see if we can bound  $|A|$  in the interval  $I := [\cos(5\pi/12), \cos(\pi/12)]$  with high confidence. We do this by estimating  $A$  by statistical sampling a constant number of times. Suppose our estimate of  $A$  using  $n$  samples is  $\hat{A}$ , then Hoeffding's inequality gives:

$$\mathbb{P}(|A - \hat{A}| \geq t) \leq 2 \exp(-\frac{1}{2}nt^2). \quad (\text{C1})$$

Explicitly, setting  $n = 1000$ ,  $t = 0.1$  in Eqn. C1, we find that if our estimate  $\hat{A}$  has  $|\hat{A}| \in \hat{I} := [0.36, 0.85]$  then:

$$\mathbb{P}(|A| \in I) \geq 0.99. \quad (\text{C2})$$

If  $|\hat{A}| \in \hat{I}$  we say Stage I is successful. We get the sign of  $A$  for free when Stage I is successful: the probability of inferring the correct sign is larger than 0.99 and almost 1.

**Stage 2.** If Stage I is unsuccessful, we continue statistically sampling  $A$ . If Stage I is successful, we first perform state collapse by running the RFPE circuit (main text Fig. 1) twice with the choices:

$$\begin{aligned} (M_1, \theta_1) &= (2, 0), \\ (M_2, \theta_2) &= (1, b_2\pi/2), \end{aligned} \quad (\text{C3})$$

where  $b_2 \in \{0, 1\}$  is the result of the first measurement.

Elementary analysis following Ref. [26] gives Table II. Since  $|A| \in I$ , we have that  $\phi := 2 \arccos(|A|) \in [\pi/6, 5\pi/6]$ . Therefore  $\sin^2(\phi) \in [0.25, 1]$ ,  $(1 + \sin(\phi))/2 \in [0.75, 1]$  and  $(1 - \sin(\phi))/2 \in [0, 0.25]$ . Hence with probability at least 0.25 we collapse into a state that has probability of either  $|\phi\rangle$  or  $|\!-\!\phi\rangle$  greater than 0.75. On this collapsed state we can then perform  $\alpha$ -QPE as prescribed in the main text. During simulations, we have found that it is more effective to modify the likelihood function of Eqn. 4 in the main text to reflect the fact that the input collapsed state has small components of either  $|\phi\rangle$  or  $|\!-\!\phi\rangle$ .

This concludes our explicit description of a minimal specialisation of the 2-stage method. There are many possible modifications. In particular, we may want to expand the interval  $\hat{I}$  so that we are more likely to be successful in Stage 1. To do this, we can either increase the number of statistical samples we take of  $A$  or more importantly, we can increase the number  $m$  of measurements in Stage 2. Increasing  $m$  increases our ability to resolve between  $|\phi\rangle$  and  $|\!-\!\phi\rangle$ , necessary because  $\phi$  can be closer to  $-\phi$  when  $\hat{I}$  is expanded.

Measure ( $b_2, b_1$ )	Probability	Probability of $ \phi\rangle$
(0, 0)	$\cos^2(\phi) \cos^2(\phi/2)$	1/2
(0, 1)	$\cos^2(\phi) \sin^2(\phi/2)$	1/2
(1, 0)	$\sin^2(\phi)/2$	$(1 + \sin \phi)/2$
(1, 1)	$\sin^2(\phi)/2$	$(1 - \sin \phi)/2$

TABLE II. Measurement probabilities and the probability of  $|\phi\rangle$  in the collapsed  $|\psi\rangle$  given the 4 possible measurement outcomes when performing  $m = 2$  measurements. Expressions for when performing  $m > 2$  measurements are also straightforward to derive but are omitted for brevity.