

$\Delta(1232)$ -Resonance in the Hydrogen Spectrum

Franziska Hagelstein

March 2, 2018

Abstract The electromagnetic excitation of the $\Delta(1232)$ -resonance plays an appreciable role in the Lamb shift and hyperfine structure of muonic and electronic hydrogen. Its effect appears at the subleading order $\mathcal{O}(\alpha^5)$, together with other proton-polarizability contributions from forward two-photon exchange. We use the large- N_c relations for the nucleon-to-delta transition form factors to compute the effect of the $\Delta(1232)$ in the hydrogen spectrum. We pay particular attention to a subtle difference between predictions based on a direct calculation of the two-photon exchange (or Compton scattering amplitudes) [1] and predictions based on the $\Delta(1232)$ -production photoabsorption cross sections [2]. The mismatch is explained by studying the dispersion relations for tree-level Compton scattering off the proton in more details.

Keywords $\Delta(1232)$ -Resonance · Muonic Hydrogen · Proton Structure · Polarizabilities · Compton Scattering · Two-Photon Exchange · Dispersion Relations

PACS 11.55.Fv · 13.60.Fz · 14.20.Gk · 14.20.Dh · 25.20.Dc · 36.10.Ee

1 Introduction

Spectroscopy of muonic hydrogen (μH) has great potential for precise extractions of proton structure informations, such as the proton charge radius. The μH Lamb shift experiment, performed by the CREMA collaboration [3,4], provided the currently most precise determination of the proton charge radius. Their value is about 10 times more accurate than the CODATA average of experiments with electronic probes [5], but 5.6σ smaller — hence, posing the

Franziska Hagelstein
Albert Einstein Center for Fundamental Physics
Institute for Theoretical Physics – University of Bern
Sidlerstrasse 5, CH-3012 Bern, Switzerland
E-mail: hagelstein@itp.unibe.ch

proton radius puzzle. Evidently, the extraction of the charge radius from the experimental Lamb shift or the Zemach radius from the measured hyperfine splitting (HFS), strongly depends on the quality of the theoretical input (summarized f.i. in Ref. [6]). The biggest theoretical uncertainty comes from the forward two-photon exchange (TPE) between muon and proton, or rather, the proton-polarizability effect given by the non-Born contributions to the TPE, see Fig. 1. These effects are of the order $\mathcal{O}(\alpha^5)$, and therefore subleading with respect to the proton charge radius contribution which is of order $\mathcal{O}(\alpha^4)$.¹

At present, the experimental information on the HFS in μH , used to extract the Zemach radius of the proton [4, 6], only comes from the $2S$ level. In the future, the planned measurements of the ground-state $1S$ HFS in μH (CREMA [7], FAMU [8] and J-PARC / Riken-RAL [9]) will improve the experimental HFS accuracy considerably, and thereby call for at least a factor of 10 improvement in precision of the theory predictions of proton-polarizability effects [7].

In this conference proceedings, we discuss the polarizability effect on the hydrogen spectrum generated by the $\Delta(1232)$ -resonance through the diagram in Fig. 2 (Lamb shift in Section 4, HFS in Section 5).² Thereby, our main aim is rather pedagogical, as we want to remind the reader of an interesting issue appearing in the tree-level Compton scattering (CS) — namely, the mismatch of Compton scattering amplitudes and dispersion relations with input from single-particle-production photoabsorption cross sections.

The theoretical framework is briefly presented in Section 2. In Section 3, we give a clarifying presentation of the tree-level CS process, with the Born diagrams discussed in Section 3.1, and CS with intermediate $\Delta(1232)$ exchange calculated in Sections 3.2 and analyzed in Section 3.3. A detailed study of the leading order (LO) plus Δ prediction of the α^5 -proton-polarizability contribution to the HFS in electronic and muonic hydrogen (H and μH) from baryon chiral perturbation theory (B χ PT), discussing also the LO pion-cloud contribution, is postponed to Ref. [10]. B χ PT studies of the Lamb shift at LO and LO plus Δ can be found in Refs. [11] and [12], respectively. Further model-independent studies of the Lamb shift and the hyperfine splitting in H and μH can be found in Refs. [13–16], which use the frameworks of heavy-baryon chiral perturbation theory (HB χ PT) and non-relativistic QED.

2 Theoretical Framework

The forward TPE, shown in Fig. 1, can be split into a leptonic and a hadronic tensor. The leptonic side can be calculated from QED, while the hadronic side is given by the amplitudes of forward doubly-virtual Compton scattering (VVCS) off the proton. The VVCS tensor splits into symmetric and antisymmetric parts:

$$T^{\mu\nu}(q, p) = [T_S^{\mu\nu} + T_A^{\mu\nu}](q, p), \quad (1)$$

¹ See Ref. [17] for a recent review on polarizabilities in Compton scattering and hydrogen.

² The results have been previously presented in Ref. [18].

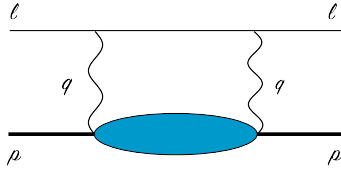


Fig. 1 Two-photon-exchange diagram in forward kinematics: the horizontal lines correspond to the lepton and the proton (bold). The “blob” represents all possible excitations in the non-Born diagrams.

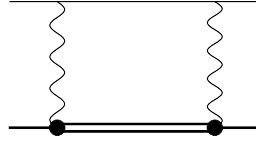


Fig. 2 Two-photon-exchange diagram with intermediate $\Delta(1232)$ -excitation. The crossed diagram is not drawn.

which read:³

$$T_S^{\mu\nu}(q, p) = -g^{\mu\nu} T_1(\nu, Q^2) + \frac{p^\mu p^\nu}{M^2} T_2(\nu, Q^2), \quad (2a)$$

$$T_A^{\mu\nu}(q, p) = -\frac{1}{M} \gamma^{\mu\nu\alpha} q_\alpha S_1(\nu, Q^2) + \frac{Q^2}{M^2} \gamma^{\mu\nu} S_2(\nu, Q^2). \quad (2b)$$

The spin-independent VVCS amplitudes, T_1 and T_2 , contribute to the classic $(2P - 2S)$ Lamb shift [19]:

$$\begin{aligned} \Delta E^{\text{TPE}}(nS) &= 8\pi\alpha m \phi_n^2 \frac{1}{i} \int_{-\infty}^{\infty} \frac{d\nu}{2\pi} \int \frac{d\mathbf{q}}{(2\pi)^3} \times \\ &\times \frac{(Q^2 - 2\nu^2) T_1(\nu, Q^2) - (Q^2 + \nu^2) T_2(\nu, Q^2)}{Q^4(Q^4 - 4m^2\nu^2)}, \end{aligned} \quad (3)$$

whereas the spin-dependent VVCS amplitudes, S_1 and S_2 , contribute to the HFS [20]:

$$\begin{aligned} \frac{E_{\text{HFS}}^{\text{TPE}}(nS)}{E_F(nS)} &= \frac{4m}{1 + \kappa} \frac{1}{i} \int_{-\infty}^{\infty} \frac{d\nu}{2\pi} \int \frac{d\mathbf{q}}{(2\pi)^3} \times \\ &\times \frac{1}{Q^4 - 4m^2\nu^2} \left\{ \frac{(2Q^2 - \nu^2)}{Q^2} S_1(\nu, Q^2) + \frac{3\nu}{M} S_2(\nu, Q^2) \right\}. \end{aligned} \quad (4)$$

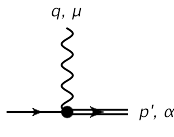
Here, m is the muon mass, M is the proton mass, κ is the anomalous magnetic moment of the proton, ν is the photon energy in the lab frame, $q^2 = -Q^2$ is the virtuality of the photon, $\phi_n^2 = m_r^3 \alpha^3 / (\pi n^3)$ is the hydrogen wave function of the n -th S -level at the origin, and m_r is the reduced mass of the muon-proton system.

$B\chi$ PT studies of the nucleon VVCS process can be found in Refs. [21–23] and Ref. [24]. These papers use the ϵ - [25] and δ -expansion [26] power-counting schemes, respectively.⁴

³ Here and in the following, we use: $\gamma_{\mu\nu} = 1/2 [\gamma_\mu, \gamma_\nu]$, $\gamma_{\mu\nu\alpha} = 1/2(\gamma_\mu\gamma_\nu\gamma_\alpha - \gamma_\alpha\gamma_\nu\gamma_\mu)$ and $\gamma_{\mu\nu\alpha\beta} = 1/2 [\gamma_{\mu\nu\alpha}, \gamma_\beta]$.

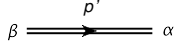
⁴ Note that in the large- N_c limit, applied in Section 2.1, the excitation energy of the Δ is vanishing [27]: $\Delta = M_\Delta - M_N = \mathcal{O}(N_c^{-1})$. Therefore, in that limit the ϵ counting, which treats nucleon- and Δ -propagators in the same way, is more appropriate. However, this difference is not affecting our calculation of the Δ -exchange contribution. I thank Dr. H. Krebs for this remark.

To calculate the VVCS amplitudes of interest to this paper, we need the $\gamma^* N \rightarrow \Delta$ transition vertex:⁵



$$\Gamma_{\gamma^* N \rightarrow \Delta}^{\alpha\mu}(p', q) = \sqrt{\frac{3}{2}} \frac{e}{M_N (M_N + M_\Delta)} \left\{ g_M \gamma^{\alpha\mu\kappa\lambda} p'_\kappa q_\lambda \right. \\ \left. + g_E (p' \cdot q g^{\alpha\mu} - q^\alpha p'^\mu) + \frac{g_C}{M_\Delta} (q^2 g^{\alpha\mu} \not{p}' - q^2 p'^\mu \gamma^\alpha + p' \cdot q q^\mu \gamma^\alpha - q^\alpha q^\mu \not{p}') \right\} \gamma_5,$$

and the spin- $\frac{3}{2}$ propagator for the $\Delta(1232)$ [28]:



$$S_\Delta^{\alpha\beta}(p') = \frac{\not{p}' + M_\Delta}{p'^2 - M_\Delta^2 + i0^+} \left[-g^{\alpha\beta} + \frac{1}{3} \gamma^\alpha \gamma^\beta \right. \\ \left. + \frac{1}{3M_\Delta} (\gamma^\alpha p'^\beta - \gamma^\beta p'^\alpha) + \frac{2}{3M_\Delta^2} p'^\alpha p'^\beta \right].$$

Here, $M_N = 938.27$ MeV and $M_\Delta = 1232$ MeV are the nucleon and Delta masses, and $g_M = 2.97$, $g_E = -1.0$ and $g_C = -2.6$ are the magnetic, electric and Coulomb couplings [29].

2.1 Jones–Scadron Form Factors and the Large- N_c Limit

As the VVCS amplitudes need to be integrated over the full range of Q^2 in Eqs. (3) and (4), it is useful to relate our predictions derived from the above Feynman rules to empirical observables by means of large- N_c relations [30,31], thereby improving the convergence in Q^2 . The magnetic (g_M), electric (g_E) and Coulomb (g_C) couplings are per definition related to the magnetic (G_M^*), electric (G_E^*) and Coulomb (G_C^*) nucleon-to-delta transition form factors (FFs)

⁵ The chiral Lagrangian for the $\gamma^* N \rightarrow \Delta$ interaction reads [32]:

$$\mathcal{L}_{\gamma^* N \Delta}^{(2) \text{ nm}} = \frac{3e}{2M_N(M_N + M_\Delta)} \left[\bar{N} T_3 \left\{ i g_M (\partial_\mu \Delta_\nu) \tilde{F}^{\mu\nu} - g_E \gamma_5 (\partial_\mu \Delta_\nu) F^{\mu\nu} \right. \right. \\ \left. \left. + i \frac{g_C}{M_\Delta} \gamma_5 \gamma^\alpha (\partial_\alpha \Delta_\nu - \partial_\nu \Delta_\alpha) \partial_\mu F^{\mu\nu} \right\} + \left\{ g_E (\partial_\mu \bar{\Delta}_\nu) \gamma_5 F^{\mu\nu} \right. \right. \\ \left. \left. - i g_M (\partial_\mu \bar{\Delta}_\nu) \tilde{F}^{\mu\nu} + i \frac{g_C}{M_\Delta} (\partial_\alpha \bar{\Delta}_\nu - \partial_\nu \bar{\Delta}_\alpha) \gamma^\alpha \gamma_5 \partial_\mu F^{\mu\nu} \right\} T_3^\dagger N \right], \quad (5)$$

where $N(x)$ and $\Delta_\mu(x)$ are the nucleon and Delta fields, and T_3 is an isospin 1/2 to 3/2 transition matrix [29,33].

of Jones and Scadron [34]:

$$g_M = G_M^*(Q^2) - G_E^*(Q^2), \quad (6a)$$

$$g_E = -\frac{Q_+^2}{\omega_-^2 + Q^2} \left[\frac{\omega_-}{M_\Delta} G_E^*(Q^2) + \frac{Q^2}{2M_\Delta^2} G_C^*(Q^2) \right], \quad (6b)$$

$$g_C = \frac{Q_+^2}{\omega_-^2 + Q^2} \left[G_E^*(Q^2) - \frac{\omega_-}{2M_\Delta} G_C^*(Q^2) \right], \quad (6c)$$

with

$$Q_+ = \sqrt{(M_\Delta + M)^2 + Q^2}, \quad (7a)$$

$$\omega_- = (M_\Delta^2 - M^2 - Q^2)/2M_\Delta. \quad (7b)$$

These transition FFs are associated with the multipoles of pion electroproduction at the $\Delta(1232)$ -resonance position, $M_{1+}^{(3/2)}$, $E_{1+}^{(3/2)}$ and $S_{1+}^{(3/2)}$, and enter the measured multipole ratios in the following way [35]:

$$R_{EM}(Q^2) = -\frac{G_E^*(Q^2)}{G_M^*(Q^2)}, \quad (8a)$$

$$R_{SM}(Q^2) = -\frac{Q_+ Q_-}{4M_\Delta^2} \frac{G_C^*(Q^2)}{G_M^*(Q^2)}. \quad (8b)$$

They can be conveniently connected to the electromagnetic nucleon properties via large- N_c relations:

$$G_M^*(0) = \frac{\kappa_V}{\sqrt{2}} \quad [36], \quad (9a)$$

$$G_E^*(0) = \frac{M^2 - M_\Delta^2}{12\sqrt{2}} \left(\frac{M}{M_\Delta} \right)^{3/2} \langle r^2 \rangle_{En} \quad [37], \quad (9b)$$

$$G_C^*(0) = \frac{4M_\Delta^2}{M_\Delta^2 - M^2} G_E^*(0) \quad [35], \quad (9c)$$

where we introduced the isovector anomalous magnetic moment of the nucleon: $\kappa_V = \kappa_p - \kappa_n \simeq 3.7$ [38]. An extension of these relations to finite momentum transfer is modeled and compared with available data for R_{EM} and R_{SM} in Ref. [35, Fig. 1]:

$$G_M^*(Q^2) = \frac{1}{\sqrt{2}} [F_{2p}(Q^2) - F_{2n}(Q^2)], \quad (10a)$$

$$G_E^*(Q^2) = \left(\frac{M}{M_\Delta} \right)^{3/2} \frac{\Delta M_+}{2\sqrt{2} Q^2} G_{En}(Q^2), \quad (10b)$$

$$G_C^*(Q^2) = \frac{4M_\Delta^2}{\Delta M_+} G_E^*(Q^2). \quad (10c)$$

Here, F_{2p} and F_{2n} are the Pauli FFs of the proton and neutron, respectively, while G_{En} is the electric Sachs FF of the neutron.

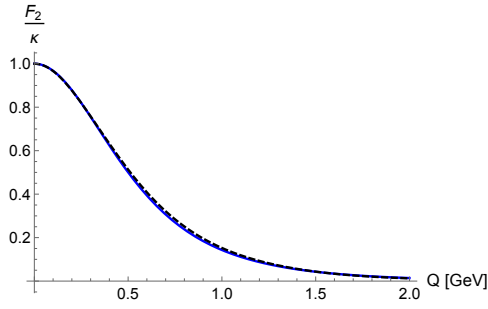


Fig. 3 Comparison of Pauli form factors normalized to the anomalous magnetic moment: blue solid line $F_{2p}(Q^2)/\kappa_p$, black dashed line $[F_{2p}(Q^2) - F_{2n}(Q^2)]/\kappa_V$.

Using the fact that $F_{2p}(Q^2)/\kappa_p \approx [F_{2p}(Q^2) - F_{2n}(Q^2)]/\kappa_V$, as illustrated in Fig. 3, one can further simplify Eq. (10a):

$$G_M^*(Q^2) = \sqrt{2} C_M^* F_{2p}(Q^2), \quad (11)$$

with $C_M^* = \frac{3.02}{\sqrt{2} \kappa_p}$ chosen such that the empirical value of $G_M^*(0) \simeq 3.02$ [39] is reproduced. In the following evaluation, we make the same choice as Ref. [35] and apply the parametrizations of Ref. [40] for the electromagnetic nucleon FFs.

3 Compton Scattering off the Proton

In this section, we want to compare two different approaches to the tree-level CS. On one hand, we show a direct calculation of the VVCS amplitudes. On the other hand, we use CS sum rules with single-particle-production photoabsorption cross sections as input. This is a rather pedagogical discussion to remind the reader of a subtle difference between the two approaches.

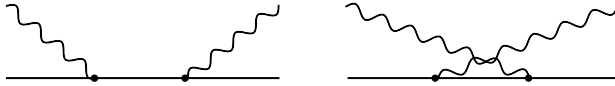


Fig. 4 Tree-level Compton scattering off the proton.

3.1 Born Diagrams

Let us first take a look at the leading diagrams in the process of CS off the proton, i.e., the tree-level Born diagrams shown in Fig. 4. The Born amplitudes

are very well known [41]:⁶

$$T_1^{\text{Born}}(\nu, Q^2) = \frac{4\pi\alpha}{M} \left[-F_{1p}^2(Q^2) + \frac{\nu_{\text{el}}^2 G_{Mp}^2(Q^2)}{\nu_{\text{el}}^2 - \nu^2 - i0^+} \right], \quad (12a)$$

$$T_2^{\text{Born}}(\nu, Q^2) = \frac{8\pi\alpha \nu_{\text{el}}}{\nu_{\text{el}}^2 - \nu^2 - i0^+} \frac{G_{Ep}^2(Q^2) + \tau G_{Mp}^2(Q^2)}{1 + \tau}, \quad (12b)$$

$$S_1^{\text{Born}}(\nu, Q^2) = \frac{2\pi\alpha}{M} \left[-F_{2p}^2(Q^2) + \frac{2M \nu_{\text{el}}}{\nu_{\text{el}}^2 - \nu^2 - i0^+} F_{1p}(Q^2) G_{Mp}(Q^2) \right], \quad (12c)$$

$$\nu S_2^{\text{Born}}(\nu, Q^2) = 2\pi\alpha F_{2p}(Q^2) G_{Mp}(Q^2) \left[1 + \frac{\nu_{\text{el}}^2}{\nu_{\text{el}}^2 - \nu^2 - i0^+} \right], \quad (12d)$$

with the Dirac FF of the proton F_{1p} , and the electromagnetic Sachs FFs of the proton G_{Ep} and G_{Mp} . As one can see, the terms containing $[\nu_{\text{el}}^2 - \nu^2 - i0^+]^{-1}$ are complex valued (0^+ is an infinitesimally small positive number), they have a pole at the elastic threshold, $\nu_{\text{el}} = Q^2/2M$, and fulfil a dispersion relation by themselves. The elastic proton structure functions associated with these nucleon-pole terms (T_i^{pole} and S_i^{pole}) read as:

$$f_1^{\text{el}}(x, Q^2) = \frac{1}{2} G_M^2(Q^2) \delta(1-x), \quad (13a)$$

$$f_2^{\text{el}}(x, Q^2) = \frac{1}{1+\tau} [G_E^2(Q^2) + \tau G_M^2(Q^2)] \delta(1-x), \quad (13b)$$

$$g_1^{\text{el}}(x, Q^2) = \frac{1}{2} F_1(Q^2) G_M(Q^2) \delta(1-x), \quad (13c)$$

$$g_2^{\text{el}}(x, Q^2) = -\frac{\tau}{2} F_2(Q^2) G_M(Q^2) \delta(1-x), \quad (13d)$$

with $x = Q^2/2M\nu$ the Bjorken variable and $x = 1$ the elastic point. What is interesting here, some Born amplitudes have additional contributions from the Dirac and Pauli FFs of the proton, which are not of pole type:⁷

$$T_1^{\text{Born}}(\nu, Q^2) = -\frac{4\pi\alpha}{M} F_{1p}^2(Q^2) + T_1^{\text{pole}}(\nu, Q^2), \quad (14a)$$

$$S_1^{\text{Born}}(\nu, Q^2) = -\frac{2\pi\alpha}{M} F_{2p}^2(Q^2) + S_1^{\text{pole}}(\nu, Q^2), \quad (14b)$$

$$\nu S_2^{\text{Born}}(\nu, Q^2) = 2\pi\alpha F_{2p}(Q^2) G_{Mp}(Q^2) + [\nu S_2]^{\text{pole}}(\nu, Q^2). \quad (14c)$$

If one would want to describe these additional pieces through (unsubtracted) dispersion relations, structure functions proportional to $\delta(x)$ would be needed. In the following, we will see that this separation of the tree-level amplitudes into *pole* and *non-pole pieces* is not unique for the Born diagrams, but also appears for the $\Delta(1232)$ as one-particle intermediate state.

⁶ Since $S_2^{\text{Born}}(\nu, Q^2)$ has a pole in the subsequent limits of $Q^2 \rightarrow 0$ and $\nu \rightarrow 0$, we rather consider $\nu S_2^{\text{Born}}(\nu, Q^2)$.

⁷ Note that the polarizabilities are defined through the non-Born amplitudes. Therefore, distinguishing between Born and pole pieces is crucial in the evaluation of the polarizability contribution to the hydrogen spectrum.

3.2 Tree-Level Compton Scattering with $\Delta(1232)$ Exchange

The $\Delta(1232)$ -exchange diagrams, shown in Fig. 5, contribute to the nucleon polarizabilities at NLO in $B\chi$ PT. Here, we present our results for the VVCS amplitudes and the $\Delta(1232)$ -production photoabsorption cross sections, shown in Fig. 6, in terms of the couplings g_M , g_E and g_C . For brevity, we won't show analytic results after the substitution of the Jones–Scadron transition FFs, described in Section 2.1.

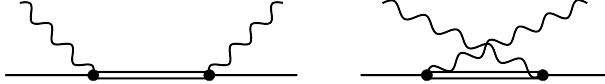


Fig. 5 $\Delta(1232)$ -exchange contribution to tree-level Compton scattering off the proton.

The amplitudes for tree-level VVCS with $\Delta(1232)$ exchange can be decomposed in the following way:

$$T_1(\nu, Q^2) = T_1(0, Q^2) + T_1^{\Delta\text{-pole}}(\nu, Q^2) + \tilde{T}_1(\nu, Q^2) + \frac{i 4\pi^2 \alpha}{M} f_1(\nu, Q^2), \quad (15a)$$

$$T_2(\nu, Q^2) = T_2^{\Delta\text{-pole}}(\nu, Q^2) + \tilde{T}_2(\nu, Q^2) + \frac{i 4\pi^2 \alpha}{\nu} f_2(\nu, Q^2), \quad (15b)$$

$$S_1(\nu, Q^2) = S_1^{\Delta\text{-pole}}(\nu, Q^2) + \tilde{S}_1(\nu, Q^2) + \frac{i 4\pi^2 \alpha}{\nu} g_1(\nu, Q^2), \quad (15c)$$

$$\nu S_2(\nu, Q^2) = \nu S_2^{\Delta\text{-pole}}(\nu, Q^2) + \nu \tilde{S}_2(\nu, Q^2) + \frac{i 4\pi^2 \alpha M}{\nu} g_2(\nu, Q^2), \quad (15d)$$

with the individual terms explained in what follows. The imaginary parts of the amplitudes are related to the unpolarized structure functions (f_1 and f_2) and the spin structure functions (g_1 and g_2) by the optical theorem:

$$\text{Im } T_1(\nu, Q^2) = \frac{4\pi^2 \alpha}{M} f_1(x, Q^2) = K \sigma_T(\nu, Q^2), \quad (16a)$$

$$\text{Im } T_2(\nu, Q^2) = \frac{4\pi^2 \alpha}{\nu} f_2(x, Q^2) = \frac{Q^2 K}{\nu^2 + Q^2} [\sigma_T + \sigma_L](\nu, Q^2), \quad (16b)$$

$$\text{Im } S_1(\nu, Q^2) = \frac{4\pi^2 \alpha}{\nu} g_1(x, Q^2) = \frac{MK\nu}{\nu^2 + Q^2} \left[\frac{Q}{\nu} \sigma_{LT} + \sigma_{TT} \right](\nu, Q^2), \quad (16c)$$

$$\text{Im } S_2(\nu, Q^2) = \frac{4\pi^2 \alpha M}{\nu^2} g_2(x, Q^2) = \frac{M^2 K}{\nu^2 + Q^2} \left[\frac{\nu}{Q} \sigma_{LT} - \sigma_{TT} \right](\nu, Q^2), \quad (16d)$$

with the photon flux factor K . The analytic expressions for the $\Delta(1232)$ -production structure functions are given in Appendix A.2. The right-hand side of Eq. (16) shows how the proton structure functions are in turn related to the $\Delta(1232)$ -production photoabsorption cross sections.⁸ The threshold for

⁸ The cross sections are the usual combinations of helicity cross sections: $\sigma_T = 1/2(\sigma_{1/2} + \sigma_{3/2})$ and $\sigma_{TT} = 1/2(\sigma_{1/2} - \sigma_{3/2})$ for transversely polarized photons, and $\sigma_L = 1/2(\sigma_{1/2} +$

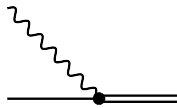


Fig. 6 Tree-level $\Delta(1232)$ -production photoabsorption diagram.

production of the $\Delta(1232)$ -resonance is at lab-frame photon energies of:

$$\nu_{\Delta} = \frac{M_{\Delta}^2 - M^2 + Q^2}{2M}. \quad (17)$$

Hence, the response functions are expected to be proportional to $\delta(\nu - \nu_{\Delta})$.⁹

For the real parts of the amplitudes, given in Appendix A.1, we distinguish two kinds of structures. Terms which are proportional to:

$$\frac{1}{[s - M_{\Delta}^2][u - M_{\Delta}^2]} = \frac{1}{4M^2} \frac{1}{\nu_{\Delta}^2 - \nu^2}, \quad (19)$$

are denoted as Δ -pole terms: $T_i^{\Delta\text{-pole}}$ and $S_i^{\Delta\text{-pole}}$, see Eq. (37), where s and u are the usual Mandelstam variables. They have a pole at the $\Delta(1232)$ -production threshold, i.e. at $\nu = \nu_{\Delta}$. In addition, we find the (Δ -)non-pole terms, \tilde{T}_i and \tilde{S}_i , which are free of poles in ν , see Eq. (38). They emerge as:

$$\frac{\nu^{n+2}}{[s - M_{\Delta}^2][u - M_{\Delta}^2]} = \frac{1}{4M^2} \left(\frac{\nu_{\Delta}^2 \nu^n}{\nu_{\Delta}^2 - \nu^2} - \nu^n \right), \quad (20)$$

where in the second term the Δ -pole has canceled out.

As we can see, the pole terms, when derived from a local Lagrangian, can be accompanied by non-pole terms. This means that the pole terms by themselves do not necessarily satisfy all the general constraints, as we see happening, f.i., for the Δ -pole term which by itself violates the BC sum rule, cf. discussion before Eq. (33).

3.3 Dispersive Description of $\Delta(1232)$ -Pole and Non-Pole Contributions

It is important to emphasize that the response functions in Eq. (41), which are proportional to $\delta(\nu - \nu_{\Delta})$, describe the production of a real $\Delta(1232)$ in the final state of the cross section. Therefore, as has been observed before, they can not reproduce the non-pole contributions to the VVCS amplitudes

$\sigma_{-1/2}$) for longitudinal photons. The cross section σ_{LT} describes a simultaneous helicity change of the photon (from longitudinal to transverse) and the nucleon (spin-flip) such that the total helicity is conserved.

⁹ Equivalently, we can write the δ -function as:

$$\delta(\nu - \nu_{\Delta}) = \frac{Q^2}{2M\nu_{\Delta}^2} \delta(x - Q^2/2M\nu_{\Delta}). \quad (18)$$

stated in Eq. (38). However, the structure functions (41) reproduce the Δ -pole parts of the VVCS amplitudes, given in Eq. (37), as we verified exploiting the dispersion relations (DRs):

$$T_1(\nu, Q^2) = T_1(0, Q^2) + \frac{32\pi\alpha M\nu^2}{Q^4} \int_0^1 dx \frac{x f_1(x, Q^2)}{1 - x^2(\nu/\nu_{\text{el}})^2 - i0^+}, \quad (21a)$$

$$T_2(\nu, Q^2) = \frac{16\pi\alpha M}{Q^2} \int_0^1 dx \frac{f_2(x, Q^2)}{1 - x^2(\nu/\nu_{\text{el}})^2 - i0^+}, \quad (21b)$$

$$S_1(\nu, Q^2) = \frac{16\pi\alpha M}{Q^2} \int_0^1 dx \frac{g_1(x, Q^2)}{1 - x^2(\nu/\nu_{\text{el}})^2 - i0^+}, \quad (21c)$$

$$\nu S_2(\nu, Q^2) = \frac{16\pi\alpha M^2}{Q^2} \int_0^1 dx \frac{g_2(x, Q^2)}{1 - x^2(\nu/\nu_{\text{el}})^2 - i0^+}. \quad (21d)$$

Note that the high-energy asymptotics of f_1 require a once-subtracted dispersion relation for the T_1 amplitude, with the subtraction function $T_1(0, Q^2)$ written in Eq. (40).

To describe the non-pole contributions in a dispersive framework, we introduce the following structure functions:

$$\tilde{f}_1(x, Q^2) = \frac{Mx}{8\pi\alpha} \tilde{T}_1(x, Q^2) \delta(x), \quad (22a)$$

$$\tilde{f}_2(x, Q^2) = \frac{Q^2}{16\pi\alpha M} \tilde{T}_2(x, Q^2) \delta(x), \quad (22b)$$

$$\tilde{g}_1(x, Q^2) = \frac{Q^2}{16\pi\alpha M} \tilde{S}_1(x, Q^2) \delta(x), \quad (22c)$$

which reproduce Eqs. (38a)-(38c) as plugged into the DRs in Eqs. (21a)-(21c), respectively. The non-pole part of νS_2 is a bit more complicated to reconstruct, because it has terms constant in ν and terms proportional to ν^2 . The ν -independent part of Eq. (38d) can be described by:

$$\tilde{g}_{2,a}(x, Q^2) = \frac{Q^2}{16\pi\alpha M^2} \left[\widetilde{\nu S_2} \Big|_{\nu \rightarrow 0} \right] \delta(x), \quad (23)$$

as plugged into Eq. (21d). The part of Eq. (38d) proportional to ν^2 can be described based on:

$$\tilde{g}_{2,b}(x, Q^2) = \frac{Q^6}{64\pi\alpha M^4} \frac{1}{x^2} \left[\frac{\tilde{S}_2(Q^2)}{\nu} \right] \delta(x), \quad (24)$$

with the once-subtracted dispersion relation:

$$\widetilde{\nu S_2}(\nu, Q^2) - \widetilde{\nu S_2}(0, Q^2) = \frac{64\pi\alpha M^4 \nu^2}{Q^6} \int_0^{x_0} dx \frac{x^2 \tilde{g}_{2,b}(x, Q^2)}{1 - x^2(\nu/\nu_{\text{el}})^2}. \quad (25)$$

In this section, we have shown that the amplitudes for tree-level CS with intermediate $\Delta(1232)$ can be split into a Δ -pole and a (Δ -)non-pole part.

While DRs with $\Delta(1232)$ -production cross sections are able to reproduce the Δ -poles terms. They are obviously unable to give us the non-pole terms. To reconstruct these from DRs, we had to define some auxiliary response functions, cf. Eqs. (22)-(24). It is very crucial to keep this observation in mind, as one should not omit the non-pole terms. We will show this explicitly when studying the TPE in Fig. 2. Therefore, it is favourable to calculate the effect of the $\Delta(1232)$ -resonance in the hydrogen spectrum based on the VVCS amplitudes, and not based on the $\Delta(1232)$ -production cross sections. We will do so in the following Sections 4 and 5 for the Lamb shift and the HFS.

4 $\Delta(1232)$ in the Lamb Shift

The magnetic dipole polarizability is suppressed in the Lamb shift, as one can see from the low-energy expansion of the spin-independent VVCS amplitudes entering Eq. (3), see discussion in Ref. [11, Eq. (12)]. Since the nucleon-to-delta transition is dominantly of magnetic dipole type, we expect the $\Delta(1232)$ -resonance to have a numerically small influence on the Lamb shift.

As outlined in Section 2, we calculate the TPE in Fig. 2 based on the large- N_c limit of the Jones-Scadron FFs extended to finite momentum transfers, i.e., Eqs. (10b), (10c) and (11) with $C_M^* = \frac{3.02}{\sqrt{2}\kappa_p}$. For the empirical input, we rely on parametrizations of the elastic nucleon FFs [40].

Our results are summarized in Table 1, where we present the contributions to the $2S$ -level shift in μH from the subtraction function $T_1(0, Q^2)$, the Δ -pole amplitudes $T_i^{\Delta\text{-pole}}$ and the non-pole amplitudes \tilde{T}_i separately. The size of these individual contributions is comparable to the leading effect of chiral dynamics [11]:

$$E_{\text{LS}}^{(\text{LO})\text{ pol.}}(\mu\text{H}) = 8_{-1}^{+3} \mu\text{eV}. \quad (26)$$

If we, however, combine all contributions, the Δ -pole parts of the VVCS amplitudes largely cancel the subtraction function and the non-pole parts, cf. last column in Table 1. The resulting total effect of the $\Delta(1232)$ on the $2P_{1/2}-2S_{1/2}$ Lamb shift in μH then amounts to:

$$E_{\text{LS}}^{(\Delta)\text{ pol.}}(\mu\text{H}) = -0.95 \pm 0.95 \mu\text{eV}. \quad (27)$$

As was expected from the suppression of the magnetic dipole polarizability in the Lamb shift, the NLO α^5 -proton-polarizability contribution of the Δ , Eq. (27), is substantially smaller than the leading α^5 -proton-polarizability effect, Eq. (26). This result agrees with the model-independent calculation of Ref. [14, Eq. (4.23)] within errors.

To estimate the quality of our prediction, we confirmed that the contribution from large momentum transfers ($Q > m_\rho$) is less than 1%. Furthermore, we checked that using a dipole FF for G_{Ep} and G_{Mp} , as well as the Galster parametrization for G_{En} [42], or the Ramalho [43] parametrization, which includes $\gamma^*N \rightarrow \Delta(1232)$ quadrupole FF data, for G_{En} and the Bradford parametrization for F_{2p} changes Eq. (27) by less than 6%. Nevertheless, due

Table 1 $\Delta(1232)$ -exchange contribution to the $2S$ -level shift in muonic hydrogen. All values in μeV .

Input	$\Delta E(T_1)$	$\Delta E(T_2)$	ΔE
$T_1(0, Q^2)$ (40)	7.58	/	7.58
$T_i^{\Delta\text{-pole}}$ (37)	-2.22	-6.01	-8.23
\tilde{T}_i (38)	0.40	1.19	1.59
T_i (15)	5.76	-4.82	0.95

to the discussed strong cancelations in the final result, shrinking it by one order of magnitude compared to f.i. the pure Δ -pole effect, we assigned a conservative error of 100 % on our prediction in Eq. (27).

Let us now take a closer look at the effect of the subtraction function $T_1(0, Q^2)$. It is of special interest, since it is not known from experiment, and thus, has to be modeled in any “data-driven” dispersive approach to the TPE, cf. Refs. [19, 44–47]. Surprisingly, the Δ -exchange contribution to the subtraction term:

$$E_{\text{LS}}^{(\Delta)\text{subtr.}}(\mu\text{H}) = -7.58 \pm 2.27 \mu\text{eV}, \quad (28)$$

is much larger than the LO B χ PT contribution from the πN loops [11]:

$$E_{\text{LS}}^{(\text{LO})\text{subtr.}}(\mu\text{H}) = 3_{-0.5}^{+0.9} \mu\text{eV}. \quad (29)$$

Note that for the Δ -exchange contribution in Eq. (28), we assigned a 30 % error due to higher orders in the chiral expansion. Therefore, it has a substantial effect on our prediction for the subtraction term [12]:

$$E_{\text{LS}}^{(\text{LO}+\Delta)\text{subtr.}}(\mu\text{H}) = -4.6_{-2.3}^{+2.4} \mu\text{eV}, \quad (30)$$

which is in good agreement with the dispersive predictions from Refs. [19, 46]. A HB χ PT prediction of the subtraction term, including leading and subleading π - and $\pi\Delta$ -loops, respectively, can be found in Ref. [14]. However, the LO B χ PT and HB χ PT predictions of the Lamb shift and the subtraction term deviate, as is discussed in Ref. [11].

5 $\Delta(1232)$ in the Hyperfine Splitting

In the following, we study the effect of the $\Delta(1232)$ -resonance on the HFS. The calculation proceeds analogously to the Lamb shift case, and as we will see in the subsequent discussion, a similar calculations can be found in the literature [2].¹⁰

¹⁰ A first paper on the leading chiral logarithms in the HFS of H and μH , studying also the large- N_c limit of the polarizability contribution, can be found in Ref. [13].

Table 2 $\Delta(1232)$ -exchange contribution to the $2S$ hyperfine splitting in muonic hydrogen. All values in μeV .

Input	$E_{\text{HFS}}(S_1)$	$E_{\text{HFS}}(S_2)$	E_{HFS}
$S_i^{\Delta\text{-pole}}(37)$	-38.27	-2.43	-40.69
$\tilde{S}_i(38)$	39.53	0.02	39.54
$S_i(15)$	1.26	-2.41	-1.15

Our results are summarized in Table 2, where we show contributions to the $2S$ HFS in μH from the Δ -pole amplitudes $S_i^{\Delta\text{-pole}}$, the non-pole amplitudes \tilde{S}_i , and their combination. Just as in the Lamb shift calculation, the Δ -pole and non-pole contributions largely cancel each other, hence, we assign a conservative 100% error on their sum. However, contrary to the Lamb shift situation, we find that the effect of the $\Delta(1232)$ on the μH HFS:

$$E_{\text{HFS}}^{(\Delta)\text{pol.}}(2S, \mu\text{H}) = -1.15 \pm 1.15 \mu\text{eV}, \quad (31)$$

is certainly relevant in comparison to the leading chiral loops:

$$E_{\text{HFS}}^{(\text{LO})\text{pol.}}(2S, \mu\text{H}) = 0.85^{+0.85}_{-1.08} \mu\text{eV}. \quad (32)$$

Again, we verified that the contribution from $Q < m_\rho$ is small (5%) and that the result is not sensitive to the choice of a nucleon FF parametrization, i.e., using different parametrizations for the elastic nucleon FFs (dipole and Galster FFs [42], or the Ramalho and Bradford parametrizations [40,43]) leads to a change of less than 7% in Eq. (31).

Apart from the obvious “quantitative” argument that the non-pole terms should not be neglected, because they have a sizeable numerical effect on the HFS, we can give another, more “qualitative” explanation. Even though, $[\nu S_2]^{\Delta\text{-pole}}|_{\nu=0}$ and $[\tilde{\nu} S_2]|_{\nu=0}$ both give contributions to the HFS, they cancel each other exactly. This is an important observation, because it means that only the combination of Δ -pole and (Δ -)non-pole pieces fulfils the Burkhardt-Cottingham (BC) sum rule [48]:

$$\lim_{\nu \rightarrow 0} \frac{\nu S_2(\nu, Q^2)}{8\pi\alpha} = \frac{2M^2}{Q^2} \int_0^1 dx g_2(x, Q^2) = 0. \quad (33)$$

In other words, neglecting the non-pole terms would violate the BC sum rule and is therefore not a good approximation. I should note in passing that in Table 2 we used Eq. (4) with the BC sum rule removed. Including the BC sum rule [i.e., the $\nu S_2|_{\nu=0}$ amplitudes, or equivalently, the 0th moments of the structure functions in Eqs. (23) and (41d)], the $S_2^{\Delta\text{-pole}}$ (\tilde{S}_2) contribution to the $2S$ HFS in μH increases (decreases) by $52.75 \mu\text{eV}$.

To compare with the literature, let us now switch from muonic to normal, electronic hydrogen (H), where we find:

$$E_{\text{HFS}}^{(\Delta)\text{pol.}}(2S, \text{H}) = -0.212 \pm 0.212 \text{peV}. \quad (34)$$

Table 3 Comparison of different predictions for the $\Delta(1232)$ -exchange contribution to the $2S$ hyperfine splitting in electronic hydrogen.

Type of contribution		δ_1 [ppm]		δ_2 [ppm]		Δ_{pol} [ppm]	
$S_{\Delta}^{\Delta\text{-pole}}$	all multipoles	−34.82		−0.71		−35.53	
	G_M^{*2}	−31.27		−0.67	−0.69 [2]	−31.93	
	$G_M^{*2} R_{\text{SM}}$	−0.16	−0.23 [2]	0.05	0.07 [2]	−0.12	−0.16 [2]
S_{Δ}^{Δ}	all multipoles	35.24		0.00		35.24	
	G_M^{*2}	31.82		0.00		31.82	
	$G_M^{*2} R_{\text{SM}}$	0.08		−0.03		0.05	
S_{Δ}^{Δ}	all multipoles	0.42		−0.71		−0.29	
	G_M^{*2}	0.55		−0.67		−0.12	−0.12 [1]
	$G_M^{*2} R_{\text{SM}}$	−0.08		0.02		−0.06	

We define auxiliary quantities (Δ_{pol} , δ_1 and δ_2) reflecting the size of the hyperfine structure independent of the hydrogen level under consideration:

$$E_{\text{HFS}}^{\text{pol}}(nS) = E_F(nS) \Delta_{\text{pol}}, \quad \text{with } \Delta_{\text{pol}} = \delta_1 + \delta_2, \quad (35)$$

where E_F is the Fermi energy and δ_i corresponds to the contribution of S_i or g_i , respectively.

The effect of the $\Delta(1232)$ -resonance on the HFS in H is summarized in Table 3. There, we distinguish not only Δ -pole and non-pole contributions, but also contributions from the different Jones–Scadron transition FFs, or equivalently, the different multipoles of pion electroproduction at the resonance position. If we look at the individual contributions from Δ -pole and non-pole amplitudes, the HFS is unsurprisingly dominated by the magnetic dipole transition. Due to their large cancelation into the total result, this dominance is however weakened, and G_C^* and G_E^* gain more impact. Therefore, considering only the magnetic nucleon-to-delta transition, represented by G_M^{*2} , is an unsatisfactory approximation for the HFS.

As one can see from Table 3, our results compare well with Ref. [2] and Ref. [1]. The approach of Ref. [2] is very similar to the work presented in here, since it also uses large- N_c relations for the nucleon-to-delta transition FFs, cf. Section 2. However, Ref. [2] makes use of DRs for the VVCS amplitudes with the theoretical $\Delta(1232)$ -production cross sections as input. In this way, it matches the Δ -pole contribution, but misses the non-pole contributions as explained in Section 3.3. On the other hand, Ref. [1] calculates the TPE directly, with input from experimental data on nucleon-to-delta transition FFs. Hence, it in principle obtains the whole effect of the $\Delta(1232)$, however, with G_E^* and G_C^* neglected.

6 Summary and Conclusions

The α^5 -proton-polarizability effect of the $\Delta(1232)$ -resonance on the hydrogen spectrum is calculated from forward two-photon exchange, which in turn is related to the process of forward doubly-virtual Compton scattering off the proton.

The main aim of this conference proceedings was to address a subtle difference between predictions based on a direct calculation of the two-photon exchange (or Compton scattering amplitudes) [1] and predictions based on the $\Delta(1232)$ -production photoabsorption cross sections [2]. As we show in Section 3.2, the tree-level Compton scattering with intermediate $\Delta(1232)$ exchange features terms with a structure of Δ -pole type and a remainder, which we referred to as the (Δ -)non-pole part. The former amplitudes can be reconstructed from the $\Delta(1232)$ -production photoabsorption cross sections with the help of dispersion relations. These cross sections feature a characteristic delta-function peaking at the $\Delta(1232)$ -production threshold: $\delta(\nu - \nu_\Delta)$. For the latter non-pole amplitudes, we had to construct response functions by hand, cf. Eqs. (22), (23) and (24). They are as well able to reproduce the non-pole amplitudes from dispersion relations, but have a different ν - or x -dependence, respectively: $\delta(x)$.

Similar to Ref. [2], we relate the $\Delta(1232)$ exchange to well-measured nucleon elastic form factors by means of the finite-momentum extension of the large- N_c relations for the Jones–Scadron nucleon-to-delta transition form factors. While both Δ -pole and non-pole amplitudes give substantial contributions to the Lamb shift and hyperfine structure, they largely cancel each other in the final result. Nevertheless, a study of the Burkhardt–Cottingham sum rule has proven that both Δ -pole and non-pole amplitudes need to be considered, otherwise, the sum rule would be violated. We therefore claim that Ref. [2] agrees with our result for the Δ -pole contribution, but misses the non-pole contribution to give a complete description of the effect of the $\Delta(1232)$ -resonance on the hyperfine splitting in hydrogen.

The mentioned strong cancelations make the error estimate difficult and forced us to assign 100% errors on Eqs. (27) and (31). Also, they lead to the increased importance of G_C^* and G_E^* , as compared to the naturally dominating magnetic transition G_M^* , cf. lower block of Table 3.

To summarize, we have seen that our results for the hyperfine splitting of hydrogen agree very well with the literature [1, 2]. Furthermore, we have pointed out that it is important to consider the complete effect of the $\Delta(1232)$, including non-pole terms of the tree-level Compton scattering amplitudes, and that the electric and Coulomb Jones–Scadron form factors can not be neglected either.

Acknowledgements

This work was supported by the Deutsche Forschungsgemeinschaft DFG through the Collaborative Research Center SFB 1044 [The Low-Energy Frontier of the Standard Model] and the Graduate School DFG/GRK 1581 [Symmetry Breaking in Fundamental Interactions], and the Swiss National Science Foundation. Furthermore, it is a pleasure to thank Vladimir Pascalutsa for collaboration on some of the topics discussed in here, and Alfons Buchmann for useful discussions during the NSTAR 2017 conference which lead to the particular focus of the present proceedings.

A Tree-Level Compton Scattering with $\Delta(1232)$ exchange

In the following, we present our results for the tree-level CS with intermediate $\Delta(1232)$ exchange, see Fig. 5. The VVCS amplitudes are presented in the present section, whereas the associated $\Delta(1232)$ -production cross sections, see Fig. 6, are presented in the next section. In both sections, we make use of the following shorthand notations:

$$\Delta = M_\Delta - M, \quad (36a)$$

$$M_+ = M_\Delta + M, \quad (36b)$$

$$|q| = \sqrt{\nu^2 + Q^2}, \quad (36c)$$

$$Q_\pm = \sqrt{(M_\Delta \pm M)^2 + Q^2}, \quad (36d)$$

$$\omega_\pm = (M_\Delta^2 - M^2 \pm Q^2)/2M_\Delta. \quad (36e)$$

A.1 Compton Scattering Amplitudes

Omitting the prefactor $[(s - M_\Delta^2)(u - M_\Delta^2)]^{-1}$, the Δ -pole contributions read:

$$T_1^{\Delta\text{-pole}}(\nu, Q^2) \propto \frac{2\pi\alpha\nu^2 Q_-^2}{MM_\Delta M_+^2 \omega_+} \left[g_M^2 Q_+^4 + 4g_E^2 M_\Delta^2 \omega_-^2 + 4g_C^2 Q^4 \right. \quad (37a)$$

$$\left. - 2g_M g_E M_\Delta Q_+^2 \omega_- + 2g_M g_C Q^2 Q_+^2 - 8g_E g_C M_\Delta Q^2 \omega_- \right],$$

$$T_2^{\Delta\text{-pole}}(\nu, Q^2) \propto \frac{8\pi\alpha M_\Delta Q^2 \omega_+}{MM_+^2} \left[g_M^2 Q_+^2 + g_E^2 Q_-^2 + \frac{g_C^2 Q^2 Q_-^2}{M_\Delta^2} \right. \quad (37b)$$

$$\left. - 2g_M g_E M_\Delta \omega_- + 2g_M g_C Q^2 \right],$$

$$S_1^{\Delta\text{-pole}}(\nu, Q^2) \propto -\frac{4\pi\alpha M_\Delta^2 \omega_+^2}{MM_+^2} \left[g_M^2 Q_+^2 + \frac{g_E^2 \omega_- (\Delta^2 - Q^2)}{\omega_+} + \frac{2\Delta g_C^2 Q^4}{M_\Delta^2 \omega_+} \right. \quad (37c)$$

$$\left. - \frac{2g_M g_E (M_\Delta M Q^2 + \Delta^2 M_+^2 - Q^4)}{M_\Delta \omega_+} + 2g_M g_C Q^2 \left\{ 4 - \frac{M\omega_-}{M_\Delta \omega_+} \right\} \right.$$

$$\left. - \frac{2g_E g_C Q^2 (\omega_- (2M_\Delta - M) - \Delta M)}{M_\Delta \omega_+} \right],$$

$$[\nu S_2]^{\Delta\text{-pole}}(\nu, Q^2) \propto \frac{2\pi\alpha M_\Delta^2 \omega_+}{M_+^2 M} \left[2g_M^2 M Q_+^2 + 4g_E^2 M_\Delta \Delta \omega_- \right. \quad (37d)$$

$$\left. - \frac{2g_C^2 Q^2 (\Delta^2 - Q^2)}{M_\Delta} + 4g_M g_E M_\Delta (M_\Delta \omega_+ - 4M\omega_-) \right.$$

$$\left. + \frac{g_M g_C (16M_\Delta M Q^2 + \Delta^2 M_+^2 - Q^4)}{M_\Delta} \right.$$

$$\left. + \frac{g_E g_C (M_\Delta^4 - 6M_\Delta^2 Q^2 - M^4 + 2M_\Delta M^3 - 2M_\Delta^3 M + 6M_\Delta M Q^2 + Q^4)}{M_\Delta} \right].$$

The (Δ -)non-pole contributions are given by:

$$\tilde{T}_1(\nu, Q^2) = -\frac{4\pi\alpha\nu^2}{MM_+^2} [g_M^2 + g_E^2 - g_M g_E], \quad (38a)$$

$$\tilde{T}_2(\nu, Q^2) = -\frac{4\pi\alpha Q^2}{MM_+^2} \left[g_M^2 + g_E^2 - g_M g_E + \frac{g_C^2 Q^2}{M_\Delta^2} \right], \quad (38b)$$

$$\tilde{S}_1(\nu, Q^2) = \frac{\pi\alpha}{MM_+^2} \left[g_M^2 Q_+^2 + g_E^2 (\Delta^2 - 3Q^2) + \frac{4g_C^2 Q^4}{M_\Delta^2} - 8g_M g_E M_\Delta \omega_- \right. \quad (38c)$$

$$\left. - \frac{2g_M g_C Q^2 (M - 4M_\Delta)}{M_\Delta} + \frac{2g_E g_C Q^2 (3M - 2M_\Delta)}{M_\Delta} \right],$$

$$\widetilde{\nu S}_2(\nu, Q^2) = \frac{2\pi\alpha}{MM_+^2} \left[g_E^2 M_\Delta \Delta \omega_- + \frac{g_M^2 M Q_+^2}{2} + \frac{g_C^2 Q^2 (Q^2 - \Delta^2)}{2M_\Delta} \right. \quad (38d)$$

$$\left. + g_E g_M M_\Delta (M_\Delta \omega_+ - 4M\omega_-) - g_E g_C \Delta (2Q^2 + M\omega_+) \right.$$

$$\left. + g_M g_C Q^2 (4M - \omega_+) \right] + \frac{\tilde{S}_2(\nu, Q^2)}{\nu} \left[\frac{M_\Delta^2 \omega_+^2}{M^2} + \nu^2 \right],$$

with the non-pole contribution to S_2 :

$$\tilde{S}_2(\nu, Q^2) = -\frac{2\pi\alpha M\nu}{M_\Delta M_+^2} [g_M + g_E] g_C, \quad (39)$$

The T_1 subtraction function equals:

$$T_1(0, Q^2) = \frac{4\pi\alpha Q^4}{M_\Delta M_+ \omega_+} \left[\frac{g_M^2}{Q^2} - \frac{g_E^2 \Delta}{M^2 M_+} - \frac{g_C^2 \Delta (M^2 - Q^2)}{M^2 M_\Delta^2 M_+} + \frac{g_M g_E}{M M_+} \right. \\ \left. + \frac{g_M g_C}{M M_+} + \frac{2g_E g_C (M\Delta + Q^2)}{M^2 M_\Delta M_+} \right]. \quad (40)$$

A.2 $\Delta(1232)$ -production Photoabsorption Cross Sections

Here, we give our results for the proton structure functions:

$$f_1(\nu, Q^2) = \frac{1}{2M_+^2} \left[g_M^2 |\mathbf{q}|^2 (\nu + M_+) + \frac{g_E^2 (\nu - \Delta) (M\nu - Q^2)^2}{M^2} + \frac{g_C^2 Q^4 s (\nu - \Delta)}{M^2 M_\Delta^2} \right. \\ \left. - \frac{g_M g_E |\mathbf{q}|^2 (M\nu - Q^2)}{M} + \frac{g_M g_C |\mathbf{q}|^2 Q^2}{M} \right. \\ \left. + \frac{2g_E g_C Q^2 (M\nu - Q^2) (-M_\Delta (M + \nu) + s)}{M^2 M_\Delta} \right] \delta(\nu - \nu_\Delta), \quad (41a)$$

$$f_2(\nu, Q^2) = \frac{\nu Q^2}{2M M_+^2} \left[g_M^2 (\nu + M_+) + g_E^2 (\nu - \Delta) - \frac{g_C^2 Q^2 (\Delta - \nu)}{M_\Delta^2} \right. \\ \left. - \frac{g_M g_E (M\nu - Q^2)}{M} + \frac{g_M g_C Q^2}{M} \right] \delta(\nu - \nu_\Delta), \quad (41b)$$

$$g_1(\nu, Q^2) = -\frac{\nu}{4M_+^2} \left[g_M^2 \nu (\nu + M_+) + \frac{g_E^2 (\nu M - Q^2) (M(\nu - \Delta) - Q^2)}{M^2} \right. \\ \left. - \frac{g_C^2 Q^4 (M_\Delta M - s)}{M^2 M_\Delta^2} - \frac{g_M g_E (M_\Delta Q^2 + 4\nu (M\nu - Q^2))}{M} \right. \\ \left. - \frac{g_M g_C Q^2 (-4\nu M_\Delta + M\nu - Q^2)}{M M_\Delta} \right. \\ \left. + \frac{g_E g_C Q^2 (\nu M^2 + \Delta (Q^2 - s))}{M^2 M_\Delta} \right] \delta(\nu - \nu_\Delta), \quad (41c)$$

$$g_2(\nu, Q^2) = \frac{\nu^2}{4M_+^2} \left[g_M^2 (\nu + M_+) + \frac{g_E^2 \Delta (\nu M - Q^2)}{M^2} + \frac{g_C^2 Q^2 (\nu M_\Delta M - \Delta s)}{M^2 M_\Delta^2} \right. \\ \left. - \frac{g_M g_E (-\nu M_\Delta + 4 (M\nu - Q^2))}{M} \right. \\ \left. - \frac{g_E g_C (M |\mathbf{q}|^2 (M - 2M_\Delta) + \nu M_+ Q^2 - Q^4 + Q^2 s + \Delta \nu s)}{M^2 M_\Delta} \right. \\ \left. + \frac{g_M g_C (4M_\Delta Q^2 + \nu (M\nu - Q^2))}{M M_\Delta} \right] \delta(\nu - \nu_\Delta), \quad (41d)$$

cf. Eq. (16) for their relation to the $\Delta(1232)$ -production photoabsorption cross sections. Our results are conform with the helicity amplitudes of the $\Delta(1232)$ -production mechanism presented in Ref. [49, Section 2.1.1.].

References

1. R. N. Faustov, A. P. Martynenko and V. A. Saleev, *Phys. Atom. Nucl.* **62** 2099 (1999) [*Yad. Fiz.* 62 2280 (1999), hep-ph/9811514].
2. A. J. Buchmann, *Can. J. Phys.* **87** 773-783 (2009).
3. R. Pohl et al., *Nature* **466** 213-216 (2010).
4. A. Antognini, et al., *Science* **339** 417 (2013).
5. P. J. Mohr, D. B. Newell and B. N. Taylor, *Rev. Mod. Phys.* **88** 035009 (2016).
6. A. Antognini, et al., *Annals Phys.* **331** 127 (2013).
7. R. Pohl et al., *JPS Conf. Proc.* **18** 011021 (2017) [physics.atom-ph/1609.03440].
8. A. Adamczak, et al., *JINST* **11** P05007 (2016).
9. M. Sato, et al., *Proceedings PANIC 14*, 460-463 (2014).
10. F. Hagelstein, V. Lensky and V. Pascalutsa, in preparation.
11. J. M. Alarcon, V. Lensky and V. Pascalutsa, *Eur. Phys. J. C* **74** 2852 (2014).
12. V. Lensky, F. Hagelstein, V. Pascalutsa and M. Vanderhaeghen, *MITP/17-099* (2017) [hep-ph/1712.03886].
13. A. Pineda, *Phys. Rev. C* **67** 025201 (2003).
14. C. Peset and A. Pineda, *Nucl. Phys. B* **887** 69 (2014).
15. C. Peset and A. Pineda, *Eur. Phys. J. A* **51** no. 3, 32 (2015).
16. C. Peset and A. Pineda, *JHEP* **04** 060 (2017).
17. F. Hagelstein, R. Miskimen and V. Pascalutsa, *Prog. Part. Nucl. Phys.* **88** 29-97 (2016).
18. F. Hagelstein, PhD thesis, JGU Mainz (2017) [nucl-th/1710.00874].
19. C. E. Carlson, M. Vanderhaeghen, *Phys. Rev. A* **84** 020102 (2011).
20. C. E. Carlson, V. Nazaryan and K. Griffioen, *Phys. Rev. A* **78** 022517 (2008).
21. V. Bernard, *Prog. Part. Nucl. Phys.* **60**, 82 (2008).
22. V. Bernard, T. R. Hemmert and U. G. Meissner, *Phys. Rev. D* **67**, 076008 (2003).
23. V. Bernard, E. Epelbaum, H. Krebs and U. G. Meissner, *Phys. Rev. D* **87**, 054032 (2013).
24. V. Lensky, J. M. Alarcon and V. Pascalutsa, *Phys. Rev. C* **90** 055202 (2014).
25. T. R. Hemmert, B. R. Holstein and J. Kambor, *Phys. Lett. B* **395** 89 (1997).
26. V. Pascalutsa and D. R. Phillips, *Phys. Rev. C* **67** 055202 (2003).
27. T. D. Cohen, *Phys. Lett. B* **554** 28 (2003).
28. V. Pascalutsa and D. R. Phillips, *Phys. Rev. C* **67** 055202 (2003).
29. V. Pascalutsa and M. Vanderhaeghen, *Phys. Rev. D* **73** 034003 (2006).
30. G. 't Hooft, Gerard, *Nucl. Phys. B* **72** 461 (1974).
31. E. Witten, *Nucl. Phys. B* **160** 57-115 (1979).
32. V. Pascalutsa and M. Vanderhaeghen, *Phys. Rev. Lett.* **95** 232001 (2005).
33. T. Ledwig, T. and J. Martin-Camalich, V. Pascalutsa and M. Vanderhaeghen, *Phys. Rev. D* **85** 034013 (2012).
34. H. F. Jones and M. D. Scadron, *Annals Phys.* **81** 1-14 (1973).
35. V. Pascalutsa and M. Vanderhaeghen, *Phys. Rev. D* **76** 111501 (2007).
36. E. E. Jenkins and A. V. Manohar, *Phys. Lett. B* **335** 452-459 (1994).
37. A. J. Buchmann, J. A. Hester and R. F. Lebed, *Phys. Rev. D* **66** (2002).
38. C. Patrignani, C. et al., *Chin. Phys. C* **40** 100001 (2016).
39. L. Tiator, et al., *Eur. Phys. J. A* **17** 357-363 (2003).
40. R. Bradford, et al., *Nucl. Phys. Proc. Suppl.* **159** 127-132 (2006).
41. D. Drechsel, B. Pasquini and M. Vanderhaeghen, *Phys. Rept.* **378** 99 (2003).
42. S. Galster, et al., *Nucl. Phys. B* **32** 221 (1971).
43. G. Ramalho, hep-ph/1710.10527 (2017).
44. K. Pachucki, *Phys. Rev. A* **60** 3593 (1999).
45. A. P. Martynenko, *Phys. Atom. Nucl.* **69** 1309 (2006).
46. M. C. Birse and J. A. McGovern, *Eur. Phys. J. A* **48** 120 (2012).
47. M. Gorchtein, et al., *Phys. Rev. A* **87** 052501 (2013).
48. H. Burkhardt and W. N. Cottingham, *Annals Phys.* **56** 453 (1970).
49. V. Pascalutsa, M. Vanderhaeghen and S. N. Yang, *Phys. Rept.* **437** 125-232 (2007).