

A New Correlation Coefficient for Comparing and Aggregating Non-strict and Incomplete Rankings

Yeawon Yoo ^a, Adolfo R. Escobedo, and J. Kyle Skolfield

P.O. Box 878809, Tempe, AZ 85287-8809
School of Computing, Informatics, and Decision Systems Engineering
Arizona State University

{yyoo12, adres, joshua.skolfield}@asu.edu

^aCorresponding author
E-Mail: yyoo12@asu.edu
Phone: +1-(480)-965-5248

A New Correlation Coefficient for Comparing and Aggregating Non-strict and Incomplete Rankings

Abstract

We introduce a correlation coefficient that is designed to deal with a variety of ranking formats including those containing non-strict (i.e., with-ties) and incomplete (i.e., unknown) preferences. The correlation coefficient is designed to enforce a neutral treatment of incompleteness whereby no assumptions are made about individual preferences involving unranked objects. The new measure, which can be regarded as a generalization of the seminal Kendall tau correlation coefficient, is proven to satisfy a set of metric-like axioms and to be equivalent to a recently developed ranking distance function associated with Kemeny aggregation. In an effort to further unify and enhance both robust ranking methodologies, this work proves the equivalence of an additional distance and correlation-coefficient pairing in the space of non-strict incomplete rankings. These connections induce new exact optimization methodologies: a specialized branch and bound algorithm and an exact integer programming formulation. Moreover, the bridging of these complementary theories reinforces the singular suitability of the featured correlation coefficient to solve the general consensus ranking problem. The latter premise is bolstered by an accompanying set of experiments on random instances, which are generated via a herein developed sampling technique connected with the classic Mallows distribution of ranking data. Associated experiments with the branch and bound algorithm demonstrate that, as data becomes noisier, the featured correlation coefficient yields relatively fewer alternative optimal solutions and that the aggregate rankings tend to be closer to an underlying ground truth shared by a majority.

Keywords: Group decisions and negotiations; robust ranking aggregation; correlation and distance functions; non-strict incomplete rankings

1. Introduction

The consensus ranking problem (i.e., ranking aggregation) is at the center of many group decision-making processes. It entails finding an ordinal vector or *ranking* of a set of competing objects that minimizes disagreement with a profile of preferences (represented as ranking vectors). Common examples include corporate project selection, research funding processes, and academic program rankings [34]. Moreover, the mathematical measures and aggregation algorithms devised to solve the consensus ranking problem often find ready application in many other fields. In Information Retrieval, these fundamental tools have been used to compare, aggregate, and evaluate the accuracy of metasearch engine lists [32]. In recommendation systems, they have been used to evaluate the similarity between the characteristics of users or items. Based on the measured similarity, for example, the recommendation system suggests items that the most similar users have liked, or the most similar item that a user has liked [30, 46]. Hence, although this work considers the group decision-making context of ranking aggregation for ease of interpretability, many of its results could be readily adapted to various other contexts such as Artificial Intelligence [5] and Biostatistics [9, 10, 11].

Although the mathematical roots of consensus ranking trace back to the development of voting systems of de Borda [20] and Condorcet [12], significant work remains to deal with real-world situations that upend many of the problem's rigid and long-running assumptions. These issues have garnered renewed interest from the Operations Research community owing largely to the general intractability engendered by the more robust ranking aggregation systems [65]. Even so, it may be beneficial to consider transdisciplinary efforts in solving close variants of this problem. This work incorporates concepts from the statistical literature where the analogous *median ranking problem* has been used for classification, prediction, and several other applications [19, 33, 57]. The fundamental goal of the present work for intertwining these viewpoints is to reinforce and advance theoretical and computational aspects of consensus ranking when dealing with indispensable forms of ranking data. Additionally, this unison is intended to yield insights and perspectives that are generalizable to various other contexts.

This work deals with the consensus ranking problem in which the set of input rankings may contain ties and may be incomplete, which is the rule rather than the exception in group decision-making [23, 43]. Hence, utilizing frameworks that possess this flexibility of preference expression is imperative; otherwise, judges are implicitly forced to make arbitrary and/or careless choices. In essence, since there is typically a finite budget or set of benefits that is to be allocated commensurate with the competitors' positions in the consensus ranking, the chosen frameworks must employ robust measures that align with the given context. To be precise, this work adopts a *neutral treatment* of incomplete rankings, whereby a judge's preferences over his/her unranked objects are unknown—because in the most general case it is assumed he/she does not evaluate them. Therefore, no inferences are made about individual preferences of unranked objects relative to other unranked or ranked objects. Such a treatment is particularly prudent for situations where the subjective evaluation of a large object set can be realistically accomplished only via the allocation of smaller subsets—which may differ both in content and size—to various judges. Furthermore, this work emphasizes desired social choice properties in group decision-making including the ability of the aggregate outcome to assign equitable electoral power to each ranking input and to reflect the preferences of a majority [8].

This work makes the following novel contributions. First, it demonstrates that the τ_x ranking correlation coefficient devised in [23] is inadequate for enforcing a neutral treatment of incomplete rankings. Second, it derives the $\hat{\tau}_x$ ranking correlation coefficient and formally establishes its axiomatic foundation for dealing with a wide variety of ranking inputs. Third, it proves that the featured correlation coefficient—itsself a generalization of the τ [39] and τ_x [23] correlation coefficients—is equivalent to an axiomatic ranking distance recently developed in [58], and it establishes a connection between another distance-correlation pairing. Altogether, the first three contributions refine and unify distance and correlation-based ranking aggregation. Fourth, it leverages these connections to induce new exact optimization methodologies for solving the non-strict incomplete ranking aggregation problem. Fifth, it extends the repeated insertion model [21] to

sample non-strict incomplete rankings from statistical distributions linked with the classic Mallows- ϕ distribution [53]; these instances are leveraged to evaluate the abilities of τ_x and $\hat{\tau}_x$ to satisfy two key social choice properties.

The paper is organized as follows. §2 introduces the adopted notational conventions. §3 reviews the pertinent literature on axiomatic distances and correlation coefficients for measuring differences and similarities between rankings. §4 derives theoretical results that strengthen the correlation-based framework for handling non-strict incomplete rankings and, in particular, its advantages to engender new exact optimization methodologies for the related ranking aggregation problem. §5 develops an efficient statistical sampling framework from which nontrivial ranking aggregation instances are constructed; these are then used to compare key social choice-related properties associated with τ_x and $\hat{\tau}_x$. Lastly, §6 concludes the work and discusses future avenues of research.

2. Notation and preliminary conventions

Denoting $V = \{v_1, \dots, v_n\}$ as a set of objects, a judge’s *ranking* or ordinal evaluation of V is characterized by a vector \mathbf{a} of dimension of n , whose i -th element denotes the ordinal position assigned to object v_i . If $a_i < a_j$, \mathbf{a} is said to *prefer* v_i to v_j (or to *disprefer* v_j to v_i), and when $a_i = a_j$, \mathbf{a} is said to *tie* v_i and v_j , where $1 \leq i, j \leq n$ and $i \neq j$. Additionally, when a_i is assigned the null value “ \bullet ”, v_i is said to be unranked within \mathbf{a} ; the objects explicitly ranked in \mathbf{a} are denoted by the subset $V_{\mathbf{a}} \subseteq V$ (i.e., $a_i \neq \bullet$ for $v_i \in V_{\mathbf{a}}$). For example, in the 5-object ranking $\mathbf{a} = (1, 2, 2, \bullet, 4)$, v_1 is preferred over v_2, v_3 , and v_5 ; v_2 and v_3 are tied for the second position but both are preferred over v_5 ; v_4 is left unranked; and $V_{\mathbf{a}} = V \setminus \{v_4\}$. It is important to emphasize that, according to the neutral treatment of incomplete rankings adopted in this work, although any object $v_i \in V$ that is unranked within \mathbf{a} receives the same assignment $a_i = \bullet$, it is not considered tied with other unranked objects or better/worse than the ranked objects

Various ranking aggregation systems may not be defined or equipped to properly handle the full variety of ranking data formats alluded to in the preceding paragraphs. For this reason, the following definitions highlight

three primary *ranking spaces* by which they can be categorized.

Definition 1. Let $\Omega = \{\bullet, 1, \dots, n\}^n$ denote the broadest ranking space consisting of all (i) strict, (ii) non-strict, (iii) complete, and (iv) incomplete rankings—corresponding to rankings (i) without ties, (ii) with and without ties, (iii) full, and (iv) partial and full, respectively. Since non-strict and incomplete rankings also encompass strict and complete rankings, respectively, Ω is denoted henceforth as the space of non-strict incomplete rankings.

Definition 2. Let $\Omega_C = \{1, \dots, n\}^n$ denote the space of complete rankings over n objects, which consists of all non-strict (and strict) rankings where every object is explicitly ranked (i.e., partial evaluations are disallowed).

Definition 3. Let $\Omega_S = \{\bullet, 1, \dots, n\}^n$ denote the space of strict rankings over n objects, which consists of all incomplete (and complete) rankings where no objects are tied.

From the above definitions, it is evident that $\Omega_C \subset \Omega$, $\Omega_S \subset \Omega$, and Ω_C and Ω_S are incomparable. To describe the ranking aggregation problem addressed in this work, let $\hat{\tau}(\cdot) : \Omega^2 \rightarrow [-1, 1]^1$ denote an arbitrary ranking correlation function—here, the overhead dot is used to disassociate this general function from the standard Kendall-tau coefficient [39], with which the undotted symbol is typically associated. The correlation-based *non-strict incomplete ranking aggregation problem (NIRA)* is stated formally as:

$$\arg \max_{\mathbf{r} \in \Omega_C} \sum_{k=1}^K \hat{\tau}(\mathbf{r}, \mathbf{a}^k), \quad (1)$$

where $\mathbf{a}^k \in \Omega$ for $k = 1, \dots, K$ (i.e., k is the index of each judge or ranking). Alternatively, letting $\hat{d}(\cdot) : \Omega^2 \rightarrow \mathbb{R}_{+\cup\{0\}}^1$ denote an arbitrary ranking distance function—the overhead dot disassociates this symbol from any specific distance function—the distance-based NIRA is stated formally as:

$$\arg \min_{\mathbf{r} \in \Omega_C} \sum_{k=1}^K \hat{d}(\mathbf{r}, \mathbf{a}^k). \quad (2)$$

Expression (1) can be intuitively interpreted as the problem of finding a ranking \mathbf{r} that maximizes agreement—quantified according to $\hat{\tau}$ —collectively

with K non-strict incomplete rankings; Expression (2) can be intuitively interpreted as the problem of finding a ranking \mathbf{r} that minimizes disagreement—quantified according to d —collectively with the same inputs. For certain distance and correlation-coefficient pairings (see §4.3), the two respective optimization problems are equivalent. It is imperative to point out that, although the input rankings are allowed to be incomplete to allow flexibility of preference expression, the consensus ranking is required to lie in the space of complete rankings—that is, $\mathbf{r} \in \Omega_C$ is a constraint of both problems.

3. Literature review

The principal focus of this work is on deterministic metric-based methods for comparing and aggregating rankings, which are regarded as the most robust methodologies within Operation Research and Social Choice [8]. The reader is directed to [14] for a review of score or utility based methods, which are more computationally efficient but cannot fulfill certain fundamental properties associated with voting fairness (e.g., the Condorcet criterion [12] and its extensions [69, 70]). Additionally, there is a rich body of literature on nondeterministic or model-based ranking aggregation methods (e.g., see [24, 53, 56]). While these often rely on axiomatic distances, they are incomparable with the featured context in various notable respects including their assumptions, aggregation processes, and outputs.

3.1. Axiomatic distances

Ranking aggregation has been primarily associated with axiomatic distances, several of which have been proposed to address different variants of the original problem [14]. In these works, a distance function is typically advocated as the most suitable for aggregating inputs drawn from a specific ranking space through a set of mathematical axioms it uniquely satisfies. Additional criteria for judging the suitability of different distances is through the verification of the social choice properties they satisfy; the latter can be described through said axioms (characterized by comparisons of two rankings) and through characteristics exhibited by the consensus rankings (characterized by comparisons with all of the input rankings).

Among various notable axiomatic distances that have been introduced, only those proposed in [15, 22, 58] were purposely designed to deal with the broadest ranking space Ω under a neutral treatment of incomplete rankings. Hence, this subsection restricts most of its attention to these distances and on the precursor distance upon which they are founded. This first axiomatic distance was introduced by Kemeny and Snell in [38] for rankings in Ω_C ; the distance function, written here succinctly as d_{KS} , quantifies the disagreement between a pair of complete rankings as follows:

$$d_{KS}(\mathbf{a}, \mathbf{b}) = \frac{1}{\gamma} \sum_{i=1}^n \sum_{j=1}^n |\text{sign}(a_i - a_j) - \text{sign}(b_i - b_j)|, \quad (3)$$

where $\mathbf{a}, \mathbf{b} \in \Omega_C$ and γ is a constant associated with a chosen minimum positive distance unit. In [38], $\gamma = 2$, corresponding to a minimum distance unit of 1 (since each object pair is counted twice in the above expression), but henceforth γ is fixed to 4 corresponding to a minimum positive distance unit of $1/2$, which does not affect the solution to Problem (2) but has a convenient interpretation for handling ties [58]. Put simply, $d_{KS}(\mathbf{a}, \mathbf{b})$ measures the number of pairwise rank reversals required to turn \mathbf{a} into \mathbf{b} . The distance is synonymous with robust ranking aggregation in space Ω_C [1] owing to the combination of social choice properties it uniquely satisfies (see [69, 70]).

Distance d_{KS} was extended to handle incomplete rankings in [15, 22]. The underlying axioms for this distance, referred to as the *Projected Kemeny Snell distance* and written here succinctly as d_{P-KS} , are provided in [58]. The corresponding distance function between $\mathbf{a}, \mathbf{b} \in \Omega$ is defined as:

$$d_{P-KS}(\mathbf{a}, \mathbf{b}) = d_{KS}(\mathbf{a}|_{(V_a \cap V_b)}, \mathbf{b}|_{(V_a \cap V_b)}), \quad (4)$$

where $\mathbf{a}|_{(V_a \cap V_b)}$, $\mathbf{b}|_{(V_a \cap V_b)}$ denote the projections of each ranking onto the subset of objects *evaluated in both rankings*. In other words, d_{P-KS} enforces the intuitive interpretation that ranking disagreements should be based only on the objects ranked in common by \mathbf{a} and \mathbf{b} . That said, evidence from [58] suggests that utilizing d_{P-KS} may be undesirable for the group decision-making context due to an associated systematic bias. Therein, it was shown

that despite the aligned preferences of a large majority, a few judges with opposing preferences can dominate the resulting consensus ranking by simply evaluating more objects.

The normalized projected Kemeny Snell distance, written here succinctly as d_{NP-KS} , was developed in [58] to overcome the aforementioned drawback of d_{P-KS} . The d_{NP-KS} distance is equivalent to d_{KS} when the inputs are restricted to space Ω_C , but it uniquely satisfies an intuitive set of axioms desired of any distance defined in space Ω . The corresponding distance function between $\mathbf{a}, \mathbf{b} \in \Omega$ is defined as:

$$d_{NP-KS}(\mathbf{a}, \mathbf{b}) = \begin{cases} \frac{d_{KS}(\mathbf{a}|_{(V_{\mathbf{a}} \cap V_{\mathbf{b}})}, \mathbf{b}|_{(V_{\mathbf{a}} \cap V_{\mathbf{b}})})}{\bar{n}(\bar{n}-1)/2} & \text{if } \bar{n} \geq 2, \\ 0 & \text{otherwise,} \end{cases} \quad (5)$$

where $\bar{n} := |V_{\mathbf{a}} \cap V_{\mathbf{b}}|$. From its axiomatic foundation, d_{NP-KS} gives equitable voting power to each input ranking or judge in the aggregation process.

Before proceeding, it is important to briefly review other distances defined for incomplete rankings that do not conform with a neutral treatment of incompleteness herein adopted. Expressly, these measures make explicit or implicit assumptions about individual preferences over unevaluated objects. For instance, top- k ranking distances explicitly assume that an individual's $(n-k)$ unranked objects are all tied for ordinal position $k+1$, making them all strictly dispreferred to the k ranked objects (e.g., see [44, 54]). As an additional example, a set of axioms and logical conditions were defined in [63] for a distance that assigns numeric values to four preferential relationships: *preferred*, *dispreferred*, *indifferent*, and *incomparable*. The distance was extended to solve the aggregation problem in [37, 41]. Given two rankings, the distance value is $5/3$ when one ranking does not evaluate objects v_i, v_j and another prefers v_i over v_j (or vice versa); if one ranking prefers v_i over v_j and the other one prefers v_j over v_i , the distance value is 2. This is to say that the former has $5/6$ the weight of the latter implicitly (the corresponding d_{P-KS} or d_{NP-KS} distance values are not comparable). Readers are directed to [6, 7, 17, 42] for additional examples.

3.2. Correlation coefficients

Correlation coefficients are an alternative methodology for comparing rankings with an extensive history and wide array of applications in statistical literature (e.g., [45, 47, 50, 61]). They have been more recently applied to ranking aggregation [2, 23], where the agreement between judges \mathbf{a} and \mathbf{b} is measured on the interval $[-1, 1]$; the minimum/maximum values indicate complete disagreement/agreement. The most prominent is the Kendall τ (tau) correlation coefficient [39], which is applicable for rankings in space $\Omega_C \cap \Omega_S$. In [40], it was expanded to rankings in Ω_C as the τ_b correlation coefficient. However, Emond and Mason [23] gave compelling evidence that τ_b exhibits serious flaws including returning the undefined correlation of 0/0 when comparing the all-ties ranking to itself or to any other non-strict ranking. To replace it, the authors introduced the τ_x (tau-extended) correlation coefficient, which relies on the following *ranking-matrix* representation of $\mathbf{a} \in \Omega_C$, denoted as $[a_{ij}]$, with individual entries $1 \leq i, j \leq n$ given by:

$$a_{ij} = \begin{cases} 1 & \text{if } a_i \leq a_j, \\ -1 & \text{if } a_i > a_j, \\ 0 & \text{if } i = j. \end{cases} \quad (6)$$

Here, a tie connotes a positive statement of agreement; conversely, the τ_b ranking-matrix (not shown) treats a tie as a declaration of indifference by giving it a value of zero [23]. Applying Equation (6), the τ_x correlation between $\mathbf{a}, \mathbf{b} \in \Omega_C$, with respective ranking-matrices $[a_{ij}]$ and $[b_{ij}]$, is given by the function:

$$\tau_x(\mathbf{a}, \mathbf{b}) = \frac{\sum_{i=1}^n \sum_{j=1}^n a_{ij} b_{ij}}{n(n-1)}. \quad (7)$$

In [23], it was also proved that τ_x is connected to d_{KS} via the equation:

$$\tau_x(\mathbf{a}, \mathbf{b}) = 1 - \frac{\gamma d_{KS}(\mathbf{a}, \mathbf{b})}{n(n-1)}, \quad (8)$$

where $\gamma > 0$ is the minimum d_{KS} distance unit (see Equation (3)). This connection renders τ_x with a similar axiomatic foundation as d_{KS} . At the same time, since the corresponding NIRA problems are also equivalent, it suggests that the inadequacies of the latter to handle incomplete rankings

[58] carry over to the former. The ensuing section will explore this premise.

We remark that alternative correlation coefficients have been defined for the space of incomplete rankings using concepts from fuzzy set theory, which deals with the representation of incomplete or vague information. In this context, missing ranking values are expressed as an interval [66]—which serves to estimate the missing or incomparable information. This treatment is useful in various contexts and covered in various works (e.g., [27, 28, 29, 31]), but it does not conform with the neutral treatment highlighted in this work. Therefore, it is not considered for the remainder of this paper.

4. Handling incomplete rankings via correlation coefficients

To the best of our knowledge, there has not been a ranking correlation coefficient explicitly tailored to the space of non-strict incomplete rankings, Ω , under a neutral treatment of incompleteness. Indeed, although [23] suggested that τ_x could fulfill this extended role, this assertion has not been formally proved nor empirically validated. Hence, the first of the ensuing subsections examines this hypothesis. Then, §4.2 introduces the ranking correlation coefficient $\hat{\tau}_x$, along with the properties and axioms it satisfies. Finally, §4.3 establishes the equivalence of $\hat{\tau}_x$ with the axiomatic distance d_{NP-KS} as well as the equivalence of τ_x with d_{P-KS} when the input rankings lie in space Ω . These connections are then leveraged into new exact optimization methodologies for solving NIRA in §4.4.

4.1. Inadequacy of the Kendall Tau-Extended correlation coefficient

This subsection provides cogent evidence that τ_x is not an adequate measure for quantifying and aggregating differences between incomplete rankings. Specifically, counter to what is claimed in [23], employing τ_x produces incongruous and counterintuitive results when a judge’s unranked objects should convey no preferential information. The veracity of these assertions is established via intuitive examples and the accompanying discussion.

		Input rankings										τ_x -Optima		
		\mathbf{a}^1	\mathbf{a}^2	\mathbf{a}^3	\mathbf{a}^4	\mathbf{a}^5	\mathbf{a}^6	\mathbf{a}^7	\mathbf{a}^8	\mathbf{a}^9	\mathbf{a}^{10}	\mathbf{a}^{11}	\mathbf{r}_1^*	\mathbf{r}_2^*
Objects	v_1	1	1	•	•	•	•	•	•	•	5	4	4	
	v_2	2	2	1	1	•	•	•	•	1	4	5	5	
	v_3	•	•	2	2	1	1	1	•	•	•	3	2	1
	v_4	•	•	•	•	2	2	2	1	1	•	2	3	2
	v_5	•	•	•	•	•	•	•	2	2	2	1	1	3
$\tau_x(\mathbf{r}_1^*, \mathbf{a}^k)$		0.1	0.1	-0.1	-0.1	0.1	0.1	0.1	-0.1	-0.1	-0.1	0.6		
$\tau_x(\mathbf{r}_2^*, \mathbf{a}^k)$		0.1	0.1	-0.1	-0.1	0.1	0.1	0.1	0.1	0.1	-0.1	0.2		

Table 1: Judge \mathbf{a}^{11} wields outside influence in the τ_x consensus rankings

Table 1 displays a simple instance consisting of incomplete rankings in space Ω over object set $V = \{v_1, \dots, v_5\}$; underneath the table are the underlying correlation values for each resulting optimal solution and each input ranking. Since, for every pair of objects (v_i, v_{i+1}) more judges prefer v_i to v_{i+1} than the reverse, it is reasonable from the majority’s point of view to expect the identity permutation $\epsilon_5 := (1, 2, 3, 4, 5)$ or a similar ranking as the consensus solution—10 of 11 people collectively express this belief. However, the τ_x -consensus rankings are $\mathbf{r}_1^* = (4, 5, 2, 3, 1)$ and $\mathbf{r}_2^* = (4, 5, 1, 2, 3)$, which yield similarity values of $\tau(\mathbf{r}_1^*, \epsilon_5) = -0.2$ and $\tau(\mathbf{r}_2^*, \epsilon_5) = -0.6$, that is, they are highly dissimilar from the majority’s preferences (by comparison, the all-ties ranking has a correlation with ϵ_5 of 0). Notice that \mathbf{a}^{10} and \mathbf{a}^{11} are the only rankings that compare v_2 and v_5 and that, although \mathbf{a}^{10} strictly prefers v_2 over v_5 and \mathbf{a}^{11} strictly prefers v_5 over v_2 , the optimal solutions only reflect the preferences of \mathbf{a}^{11} . More strikingly, v_3 is strictly preferred over v_2 in \mathbf{r}_1^* and \mathbf{r}_2^* even though two of the three judges who evaluate (v_2, v_3) express the reverse preference. This suggests τ_x inadvertently imposes inequitable voting power in the aggregation process, specifically benefiting rankings with higher completeness (\mathbf{a}^{11} in this example). Note that, in settings where the number of items to evaluate is unrestricted (e.g., product and travel ratings/reviews), awareness of this systematic biases could produce negative incentives such as spamming [60].

The inadequacy of τ_x to handle incomplete rankings can be discerned on a fundamental level from its inability to yield the extrema values 1 and -1 when an incomplete ranking is compared with itself and with its reverse ranking, respectively. In fact, the achievable correlation range shrinks as the

number of ranked objects decreases. For instance, $\tau_x(\mathbf{a}, \mathbf{b}) = -\frac{1}{3}$ when $\mathbf{a} = (1, 2, \bullet)$, $\mathbf{b} = (2, 1, \bullet)$, but $\tau_x(\mathbf{a}, \mathbf{b}) = -\frac{1}{4}$ when $\mathbf{a} = (1, 2, 3, \bullet)$, $\mathbf{b} = (3, 2, 1, \bullet)$. This shrinking range translates into inequitability in the aggregation process. In Table 1, for example, \mathbf{a}^1 , \mathbf{a}^2 , \mathbf{a}^5 , \mathbf{a}^6 and \mathbf{a}^7 each obtain a τ_x correlation value of 0.1 with \mathbf{r}_1^* or \mathbf{r}_2^* even though each perfectly agrees over its ranked objects with both consensus rankings.

A countering opinion to the preceding argument is that the full correlation range should not be achievable when comparing two incomplete rankings since it is possible these could increase or decrease in similarity once their preferences over all alternatives become known. However, this *epistemic perspective* of missing data does not align with the neutral treatment adopted in this work, alternatively characterized as the *ontic perspective* [18]. The latter perspective more closely fits the purposes of this work since the objective is to piece together only the explicit preferences from each input so as to reach a solution that is equitable to each ranking input and representative of the collective preferences. Inferences of the individual's missing preferences is covered in literature outside of the current scope (e.g., see [25, 36]). We remark that a similar perspective regarding missing data is adopted in [15, 22] in the distance-based context (see §3.1 for details).

4.2. Derivation of new correlation coefficient and its axiomatic foundation

To quantify the similarity between non-strict incomplete rankings via correlation coefficients, a fundamental requirement is that the correlation between any pair of rankings $\mathbf{a}, \mathbf{b} \in \Omega$ must lie within the interval $[-1, 1]$. The -1 and 1 values must be achieved whenever \mathbf{a} and \mathbf{b} completely agree and completely disagree, respectively; otherwise, a value from the interior of the interval should be returned commensurate with the level of similarity. As explained in §4.1, τ_x cannot fulfill these essential requirements. Hence, this subsection derives a new correlation coefficient that satisfies these properties as well as a set of metric-like axioms tailored to space Ω . As a first step, we define a new ranking-matrix $[a_{ij}]$ representation for $\mathbf{a} \in \Omega$ as:

$$a_{ij} = \begin{cases} 1 & \text{if } a_i \leq a_j, \\ -1 & \text{if } a_i > a_j, \\ 0 & \text{if } i = j, \text{ or } a_i = \bullet, \text{ or } a_j = \bullet \end{cases} \quad (9)$$

where $1 \leq i, j \leq n$. This ranking-matrix can be obtained by extending Equation (6) to also assign $a_{ij} = 0$ whenever object i or j (or both) is unranked in \mathbf{a} and, thus, it is equivalent to the τ_x ranking-matrix when the input rankings are complete. This extension was cursorily proposed in [23], although it was neither explicitly defined nor implemented therein. It is chosen as the basis of the new correlation coefficient also because its treatment of ties is equivalent to the Kemeny Snell “half-flip” metric, which assigns only half of a rank reversal between \mathbf{a} and \mathbf{b} whenever one ties (v_i, v_j) but the other professes a strict preference for v_i over v_j , or vice versa.

As a second step, consider ranking-matrices $[a_{ij}]$ and $[b_{ij}]$ respectively defined according to Equation (9) and their associated *matrix inner product*:

$$\sum_{i=1}^n \sum_{j=1}^n a_{ij} b_{ij}.$$

When \mathbf{a} and \mathbf{b} rank every object, the number of non-zeros in each ranking-matrix and the maximum matrix inner product are both equal to $n(n-1)$. The reasons are that the ranking-matrix diagonal elements are all 0 and that $a_{ij} b_{ij} = 1$ for all $i \neq j$ when $b_{ij} = a_{ij}$. It is also straightforward to discern that a minimum matrix inner product of $-n(n-1)$ can be achieved only if \mathbf{a} does not contain ties and $b_{ij} = -a_{ij}$ for all $i \neq j$.

When \mathbf{a} or \mathbf{b} does not rank every object, for each v_i such that either $a_i = \bullet$ or $b_i = \bullet$, the i th ranking-matrix row and column are set to zero, thereby decreasing the maximum and increasing the minimum matrix inner products by $2(n-1)$. Put otherwise, such a matrix inner product may be calculated as if the i th row and column of both ranking-matrices do not exist. Hence, the maximum and minimum inner products of $[a_{ij}]$ and $[b_{ij}]$ are reduced to $\bar{n}(\bar{n}-1)$ and $-\bar{n}(\bar{n}-1)$, respectively, where $\bar{n} = |V_{\mathbf{a}} \cap V_{\mathbf{b}}|$. Accordingly, a new correlation function can be derived to achieve the full expected correlation interval $[-1, 1]$. It is named the *scaled Kendall tau-*

extended correlation coefficient, written succinctly as $\hat{\tau}_x$, and is defined as:

$$\hat{\tau}_x(\mathbf{a}, \mathbf{b}) = \frac{\sum_{i=1}^n \sum_{j=1}^n a_{ij} b_{ij}}{\bar{n}(\bar{n} - 1)}, \quad (10)$$

which may be rewritten in terms of τ_x via the equation:

$$\hat{\tau}_x(\mathbf{a}, \mathbf{b}) = \frac{n(n-1)}{\bar{n}(\bar{n}-1)} \tau_x(\mathbf{a}, \mathbf{b}), \quad (11)$$

assuming the underlying ranking-matrix of τ_x is given by Equation (9). This alternative expression emphasizes that, by scaling $\tau_x(\mathbf{a}, \mathbf{b})$ by the factor $\frac{n(n-1)}{\bar{n}(\bar{n}-1)} \geq 1$, $\hat{\tau}_x$ removes the impact of irrelevant pairwise preference comparisons—the pairs of objects unranked by \mathbf{a} or \mathbf{b} —from their correlation. As a result, the extrema correlation values -1 and 1 can be achieved when comparing two appropriate non-strict incomplete rankings.

Clearly, when $V_{\mathbf{a}} \cap V_{\mathbf{b}} = V$, the Equation (11) scaling factor equals 1, meaning $\hat{\tau}_x$ is equivalent to τ_x in space Ω_C ; Furthermore, $\hat{\tau}_x$ is equivalent to τ in space $\Omega_C \cap \Omega_S$ due to the equivalence between τ_x and τ in said space [23]. Hence, $\hat{\tau}_x$ possesses the same advantages as τ_x and τ when the rankings are restricted to spaces Ω_C and $\Omega_C \cap \Omega_S$, respectively. The remainder of this subsection will provide a theoretical basis for why $\hat{\tau}_x$ is uniquely suited to deal with the broader space of non-strict incomplete rankings Ω ; additional practical reasons are given by the empirical results obtained in §5.2–§5.3.

This paragraph presents the set of intuitive metric-like axioms that $\hat{\tau}_x$ satisfies; formal proofs are in Appendix 7.1. To present the $\hat{\tau}_x$ axiomatic foundation, one concept must be introduced. Namely, \mathbf{b} is said to be *between* \mathbf{a} and \mathbf{c} if, for each (v_i, v_j) , the preference judgment of \mathbf{b} either (i) agrees with \mathbf{a} or (ii) agrees with \mathbf{c} or (iii) \mathbf{a} prefers v_i , \mathbf{c} prefers v_j , and \mathbf{b} ties them.

Axiom 1 (Relevance). *The correlation discounts the unevaluated objects:*

$$\hat{\tau}_x(\mathbf{a}, \mathbf{b}) = \hat{\tau}_x(\mathbf{a}|_{(V_{\mathbf{a}} \cap V_{\mathbf{b}})}, \mathbf{b}|_{(V_{\mathbf{a}} \cap V_{\mathbf{b}})}).$$

Axiom 2 (Commutativity). *The correlation value is independent of the order in which \mathbf{a} and \mathbf{b} are compared:*

$$\hat{\tau}_x(\mathbf{a}, \mathbf{b}) = \hat{\tau}_x(\mathbf{b}, \mathbf{a}).$$

Axiom 3 (Neutrality). *The correlation value is independent of the particular labeling of the objects:*

If $\mathbf{a}' = \pi(\mathbf{a})$ and $\mathbf{b}' = \pi(\mathbf{b})$, then $\hat{\tau}_x(\mathbf{a}, \mathbf{b}) = \hat{\tau}_x(\mathbf{a}', \mathbf{b}')$, where $\pi := \{1, 2, \dots, n\} \rightarrow \{1, 2, \dots, n\}$ is a permutation function.

Axiom 4 (Reduction). *If \mathbf{a} and \mathbf{b} agree except for a set $V' \subseteq V$, then $\hat{\tau}_x(\mathbf{a}, \mathbf{b})$ may be computed by focusing only on the objects in V' :*

$$\hat{\tau}_x(\mathbf{a}, \mathbf{b}) = 1 + 2\hat{\tau}_x(\mathbf{a}|_{V'}, \mathbf{b}|_{V'}).$$

Axiom 5 (Relaxed Triangle Inequality). *Relationship among the three possible paired comparisons from three incomplete rankings:*

$$\hat{\tau}_x(\mathbf{a}|_{V_{\mathbf{a},\mathbf{b},\mathbf{c}}}, \mathbf{b}|_{V_{\mathbf{a},\mathbf{b},\mathbf{c}}}) + \hat{\tau}_x(\mathbf{b}|_{V_{\mathbf{a},\mathbf{b},\mathbf{c}}}, \mathbf{c}|_{V_{\mathbf{a},\mathbf{b},\mathbf{c}}}) \leq \hat{\tau}_x(\mathbf{a}|_{V_{\mathbf{a},\mathbf{b},\mathbf{c}}}, \mathbf{c}|_{V_{\mathbf{a},\mathbf{b},\mathbf{c}}}) + 1;$$

and equality holds if and only if $\mathbf{b}|_{V_{\mathbf{a},\mathbf{b},\mathbf{c}}}$ is between the other two projected rankings; here, $V_{\mathbf{a},\mathbf{b},\mathbf{c}} := V_{\mathbf{a}} \cap V_{\mathbf{b}} \cap V_{\mathbf{c}}$ for concise representation.

Axiom 6 (Scaling). *The correlation range is between -1 and 1, inclusively:*

$$-1 \leq \hat{\tau}_x(\mathbf{a}, \mathbf{b}) \leq 1;$$

with $\hat{\tau}_x(\mathbf{a}, \mathbf{b}) = 1$ iff $\mathbf{a}|_{(V_{\mathbf{a}} \cap V_{\mathbf{b}})} = \mathbf{b}|_{(V_{\mathbf{a}} \cap V_{\mathbf{b}})}$ and $\hat{\tau}_x(\mathbf{a}, \mathbf{b}) = -1$ iff $\mathbf{b}|_{(V_{\mathbf{a}} \cap V_{\mathbf{b}})}$ is the reverse ranking of $\mathbf{a}|_{(V_{\mathbf{a}} \cap V_{\mathbf{b}})}$ (the latter must be a linear ordering).

Axiom 6 ensures equitability in the aggregation process regardless of how many objects are ranked by each judge. It also brings the pragmatic benefit of eliminating the unenforceable/unrealistic requirement of having to allocate an equal number of objects for each judge to evaluate, which may be difficult to enforce due to differing expertise, disagreeing schedules, unplanned exemptions, etc. [35]. Indeed, it is advisable to avoid assigning fewer subjective evaluation tasks to mitigate cognitive errors [4, 64]

As suggested by Axiom 1, the $\hat{\tau}_x$ similarity between two incomplete rankings can be equivalently calculated by simply dropping the alternatives unranked by either ranking (i.e., by projecting them to the subset of objects evaluated by both). While this may seem to remove the incomplete data from the researcher's view when comparing two incomplete rankings, we emphasize that the consensus ranking problem (see (1) or (2)) involves accruing the comparisons between the candidate solution (always a complete

ranking) and each input ranking (which may be incomplete or complete). In this context, Axiom 1 ensures that each input incomplete ranking influences only the consensus ranking elements corresponding to its ranked objects.

4.3. Key pairings between distances and correlation coefficients

This subsection establishes a formal connection between $\hat{\tau}_x$ and d_{NP-KS} as well as between another key axiomatic-distance and correlation-coefficient pairing in space Ω . Together these results fill a significant gap in the literature because although [23] made a connection between distance and correlation-based methods for complete rankings (see Equation (8)), they conjectured that a parallel connection could not be established for incomplete rankings. Proofs to all related theorems and corollaries are in §7.2.

Theorem 1 (Linear transformation between $\hat{\tau}_x$ and d_{NP-KS}). *Let \mathbf{a} and \mathbf{b} be arbitrary rankings over $n = |V|$ objects drawn from the space of non-strict incomplete rankings, Ω . Then, the $\hat{\tau}_x$ correlation coefficient and the d_{NP-KS} distance are connected through the equation:*

$$d_{NP-KS}(\mathbf{a}, \mathbf{b}) = \frac{1}{2} - \frac{1}{2}\hat{\tau}_x(\mathbf{a}, \mathbf{b}). \quad (12)$$

Theorem 2 (Linear transformation between τ_x and d_{P-KS}). *Let \mathbf{a} and \mathbf{b} be arbitrary rankings of $n = |V|$ objects from space Ω . Then, the τ_x correlation coefficient and the d_{P-KS} distance are connected through the equation:*

$$d_{P-KS}(\mathbf{a}, \mathbf{b}) = \frac{\bar{n}(\bar{n} - 1)}{4} - \frac{n(n - 1)}{4}\tau_x(\mathbf{a}, \mathbf{b}), \quad (13)$$

where $\bar{n} = |V_{\mathbf{a}} \cap V_{\mathbf{b}}|$ (i.e., the number of objects ranked by both \mathbf{a} and \mathbf{b}).

The following two corollaries are a direct result of these connections.

Corollary 1. *The NIRA optimization problems typified by $\hat{\tau}_x$ and d_{NP-KS} are equivalent and, thus, provide identical consensus rankings. Similarly, the NIRA optimization problems typified by τ_x and d_{P-KS} are equivalent.*

Corollary 2. *The correlation-based NIRA is \mathcal{NP} -hard.*

The distance-correlation pairings provide mutual support for the usefulness of the respective measures. In particular, τ , τ_x , and $\hat{\tau}_x$ are strengthened by the robust properties and social choice foundations of the Kemeny aggregation framework (see [8, 38, 69, 70]). Meanwhile, d_{KS} , d_{P-KS} , and d_{NP-KS} benefit from the computational advantages engendered by the correlation-based framework, which include a linearized NIRA objective function. These advantages are bolstered by the optimization methodologies developed in the next subsection.

4.4. Exact optimization methodologies

Emond and Mason [23] devised a branch and bound algorithm for solving the ranking aggregation problem that relies on a succinct function of cumulative agreement between the set of input rankings $\{\mathbf{a}^k\}_{k=1}^K$ and an iteratively evolving candidate-solution vector $\mathbf{r} \in \Omega_C$. In this respect τ_x offers a significant advantage over its distance counterpart d_{P-KS} since:

$$\sum_{k=1}^K \tau_x(\mathbf{r}, \mathbf{a}^k) = \sum_{k=1}^K \sum_{i=1}^n \sum_{j=1}^n \frac{a_{ij}^k r_{ij}}{n(n-1)} = \frac{1}{n(n-1)} \sum_{i=1}^n \sum_{j=1}^n A_{ij} r_{ij}, \quad (14)$$

where $[a_{ij}^k]$ and $[r_{ij}]$ represent the ranking-matrices of \mathbf{a}^k and \mathbf{r} , respectively; and where $[A_{ij}] = \sum_{k=1}^K a_{ij}^k$ is defined as the *combined ranking-matrix* (CR). Once the CR is computed, the number of matrix inner products required to calculate the objective function value of a candidate solution is reduced from K to one. Conversely, the cumulative distance function for d_{P-KS} (or for d_{KS} or d_{NP-KS}) does not yield as wieldy of an expression due to the presence of nonlinear terms. CR's computational advantage thus enables a form of sensitivity analysis used in the B&B algorithm for determining the increase/decrease in cumulative agreement that results when the preference or ordinal relationships of a few objects in a candidate ranking are altered.

Since each correlation coefficient term $\hat{\tau}_x(\mathbf{r}, \mathbf{a}^k)$ in the $\hat{\tau}_x$ NIRA objective function has a different denominator—based on the number of objects ranked by \mathbf{a}^k —CR and the Emond and Mason B&B algorithm are inapplicable for $\hat{\tau}_x$. To fix this issue, the following theorem introduces a corresponding succinct function of cumulative agreement (see 7.2 for its proof).

Theorem 3 (Succinct function of cumulative agreement for $\hat{\tau}_x$). *Let $\mathbf{r} \in \Omega_C$, $\mathbf{a}^k \in \Omega$, and $\bar{n}^k = |V_{\mathbf{a}^k}|$ (the number of objects ranked by \mathbf{a}^k), for $k = 1, \dots, K$. Then, the $\hat{\tau}_x$ cumulative correlation between \mathbf{r} and $\{\mathbf{a}^k\}_{k=1}^K$ can be computed according to the function:*

$$\sum_{k=1}^K \hat{\tau}_x(\mathbf{r}, \mathbf{a}^k) = \sum_{i=1}^n \sum_{j=1}^n \hat{A}_{ij} r_{ij}, \quad (15)$$

where $[\hat{A}_{ij}] := \sum_{k=1}^K \frac{a_{ij}^k}{\bar{n}^k(\bar{n}^k-1)}$ is the scaled combined ranking-matrix (SCR).

Based on this expression, it is possible to extend the specialized branch and bound algorithm from [23] to find the comprehensive solution to NIRA. The resulting B&B algorithm returns the complete NIRA optimality set through an efficient exploration of the solution space, whereby unpromising branches (i.e., ordinal combinations) are pruned to avoid enumeration. Following the calculations of $[\hat{A}_{ij}]$ and $[A_{ij}]$, the steps of the B&B algorithms for $\hat{\tau}_x$ and τ_x are identical. For the reader's convenience, a flowchart and detailed description of the NIRA B&B algorithm are given in Appendix 7.3.

The combination of Theorems 1-3 and Corollary 1 enable the formulation of the first exact integer programming models for NIRA. In particular, Yoo and Escobedo [68] recently derived a set of linear constraints that imposes logical conditions for a matrix of decision variables $R \in \{-1, 0, 1\}^{n \times n}$ to induce all ranking-matrices of non-strict complete rankings (see Equation (6)). The feasible solutions to these constraints reflect all possibilities for the solution vector $\mathbf{r} \in \Omega_C$ and, hence, they can be paired with Expression (14) or (15) to solve the NIRA via τ_x (equivalent to d_{P-KS}) or via $\hat{\tau}_x$ (equivalent to d_{NP-KS}) respectively. While these formulations are faster to solve than B&B, they are guaranteed to return only one optimal solution. As such, they are not suited for the computational studies herein conducted. For the reader's convenience, the NIRA formulation for $\hat{\tau}_x$ is given in Appendix 7.4.

5. Computational studies on the correlation-based NIRA

This section seeks to assess the comparative abilities of τ_x and $\hat{\tau}_x$ to be *decisive* and *electorally fair*. The decisiveness property—characterized by the propensity to yield unique or few alternative optima—is pivotal because

many competitive group decision-making scenarios entail the allocation of a limited budget among a subset of participants proportional to the consensus ranking solution. In these situations, it is prudent to obtain the full set of alternative optimal solutions when the consensus ranking is not unique. Reporting only one consensus in these cases would engender unfair and/or arbitrary outcomes. However, by Corollary 2, obtaining even just one consensus ranking via correlation-based methods (or the equivalent axiomatic distance-based methods [3]) is an \mathcal{NP} -hard problem. What is more, since $|\Omega| \approx .5[(1.4)^{n+1}n!] \gg n!$ [26], enumerating the full solution space is impractical except for a very small number of objects—for $n = 10$ and $n = 20$, there are approximately 1×10^9 and 2.5×10^{21} solutions, respectively. The electoral fairness property is a central democratic tenet in social choice. Because each judge wishes the consensus ranking to be as close as possible to his/her preferences [13], ranking aggregation methods should maximize the agreement of the solution with as many of the inputs as possible to be equitable. This property is assessed by measuring the similarity between the consensus ranking to an underlying ground truth shared by a majority. To evaluate both properties empirically, the ensuing subsection develops a probabilistic approach for generating instances from space Ω .

5.1. Generation of representative instances from space Ω

In the computational study carried out in [58], d_{NP-KS} outperformed d_{P-KS} in yielding fewer alternative optima when solving instances with “predictable consensus rankings” of the distance-based NIRA. Although these results seem to support the premise that $\hat{\tau}_x$ is better suited than τ_x to solve the correlation-based NIRA (due to Corollary 1), their scope is limited based on the restrictive types of instances therein considered. Specifically, since enumeration was employed to solve the problems exactly, each tested instance consisted of at most 15 non-strict incomplete rankings of dimension $n = 7$. These were generated from three simplistic templates. The first two initialize every input to a reference ranking $\underline{a} \in \Omega_C$ —the all-ties ranking and the identity permutation, ϵ_n , respectively—and a third differs slightly from the second in that it initializes a minority of inputs to the reverse rank-

ing of ϵ_n . For all three templates, incompleteness is inserted to a random number and selection of objects within each initialized ranking. The incorporated level of individual agreement/disagreement of these instances is extreme and, thus, uncharacteristic of most group decision-making settings.

To generate test instances that are representative of different group decision-making scenarios, we devise a sampling approach based on Mallow’s ϕ -model of ranking data [53], which is tailored to distance-based methods [55]. The standard ϕ -model is parameterized by a reference or “ground truth” ranking $\underline{\mathbf{a}} \in \Omega_C$ and dispersion $\phi \in (0, 1]$ which, in conjunction with the d_{KS} distance, quantify the probability of observing a ranking $\mathbf{a} \in \Omega_C$ as:

$$P(\mathbf{a}) = P(\mathbf{a}|\underline{\mathbf{a}}, \phi) = \frac{1}{Z} \phi^{d_{KS}(\mathbf{a}, \underline{\mathbf{a}})},$$

where $Z = \sum_{\mathbf{r} \in \Omega_C} \phi^{d_{KS}(\mathbf{r}, \underline{\mathbf{a}})} = (1) \times (1 + \phi) \times (1 + \phi + \phi^2) \times \dots \times (1 + \dots + \phi^{n-1})$ is the normalization constant. Since setting ϕ to 1 yields the uniform distribution over space Ω_C and setting it nearer to 0 centers the distribution mass closer to $\underline{\mathbf{a}}$, the dispersion parameter effectively characterizes the proximity of \mathbf{a} to $\underline{\mathbf{a}}$ [51]. Note that fixing the same dispersion value to generate all input rankings of an instance will yield rankings that have approximately the same degree of similarity with $\underline{\mathbf{a}}$. Instances with lower (higher) ϕ values will yield instances that are more (less) cohesive collectively. Put otherwise, higher ϕ values will generate non-trivial instances with higher noise levels.

Since sampling directly from the ϕ -distribution can be very inefficient, we adapt the repeated insertion model (RIM) developed in [21] for the efficient unconditional sampling of non-strict incomplete rankings. On a related note, we do not use the Generalized RIM model [51] since it is a conditional approach that relies on assumptions that are more appropriate for implicitly gathered choice data. In RIM, a set of specified insertion probabilities p_{ij} for $1 \leq j \leq i \leq n$ is used to efficiently construct a random ranking \mathbf{a} from the reference ranking $\underline{\mathbf{a}} \in \Omega_C$. Specifically, assuming objects $\underline{\mathbf{a}}^{-1}(1), \dots, \underline{\mathbf{a}}^{-1}(i-1)$ have been assigned certain ranking positions within \mathbf{a} , where $\underline{\mathbf{a}}^{-1}(j)$ is a function that returns the j th-highest ranked object in $\underline{\mathbf{a}}$ (see Appendix 7.3 for more details). Object $\underline{\mathbf{a}}^{-1}(i)$ is then inserted at rank $j \leq i$ (i.e., assigned position j in \mathbf{a}) with probability p_{ij} , for $i = 1, \dots, n$. The

choice of insertion probabilities $p_{ij} = \phi^{i-j} / (1 + \phi + \dots + \phi^{i-1})$ guarantees that $\sum_{j=1}^i p_{ij} = 1$ for all i , and it induces the standard Mallows ϕ -distribution [21]. To generate incomplete rankings by a similar procedure, we propose two natural extensions for RIM. With this intent in mind, assume that the object subset to be ranked by \mathbf{a} , $V_{\mathbf{a}}$, is known a priori. Pseudocodes of these insertion models, abbreviated as RIME1 and RIME2, are shown in Algorithms 1 and 2.

Algorithm 1 Repeated Insertion Model Extension #1 (RIME1)

Input: Object set for \mathbf{a} : $V_{\mathbf{a}}$, projected reference object ordering: $\underline{\mathbf{a}}^{-1}|_{V_{\mathbf{a}}}$, dispersion: ϕ

Output: Generated incomplete ranking subsample

```

1: for  $i = 1, 2, \dots, |V_{\mathbf{a}}|$  do
2:   for  $j = 1, 2, \dots, i$  do
3:      $a_j^{-1} \leftarrow \underline{a}_i^{-1}|_{V_{\mathbf{a}}}$  with probability:  $p_{ij} = \phi^{i-j} / (1 + \phi + \dots + \phi^{i-1})$ 
4:   for  $i = 1, 2, \dots, |V|$  do
5:     if  $v_i \in V_{\mathbf{a}}$  then
6:        $a_i \leftarrow$  rank position of  $v_i$  in  $\mathbf{a}^{-1}$ 
7:     else
8:        $a_i \leftarrow \bullet$ 

```

Algorithm 2 Repeated Insertion Model Extension #2 (RIME2)

Input: Object set for \mathbf{a} : $V_{\mathbf{a}}$, reference object ordering: $\underline{\mathbf{a}}^{-1}$, dispersion: ϕ

Output: Generated incomplete ranking subsample

```

1: for  $i = 1, 2, \dots, |V|$  do
2:   for  $j = 1, 2, \dots, i$  do
3:      $a_j^{-1} \leftarrow \underline{a}_i^{-1}$  with probability:  $p_{ij} = \phi^{i-j} / (1 + \phi + \dots + \phi^{i-1})$ 
4:   for  $i = 1, 2, \dots, |V|$  do
5:     if  $v_i \in V_{\mathbf{a}}$  then
6:        $a_i \leftarrow$  rank position of  $v_i$  in  $\mathbf{a}^{-1}$ 
7:     else
8:        $a_i \leftarrow \bullet$ 

```

Explored in greater detail, RIME1 applies RIM to generate a ranking over $V_{\mathbf{a}}$ belonging to the Mallows ϕ -distribution parameterized by pair $(\underline{\mathbf{a}}|_{V_{\mathbf{a}}}, \phi)$, which is then expanded to V by setting the positions of unranked objects to \bullet . RIME2 applies RIM to generate a complete ranking over V belonging to the Mallows ϕ -distribution parameterized by pair $(\underline{\mathbf{a}}, \phi)$, which is then converted into an incomplete ranking by keeping the numerical values of only the objects in $V_{\mathbf{a}}$ (i.e., replacing the positions of all other objects with \bullet). To explain the differences between RIME1 and RIME2 more intuitively, assume that in $\underline{\mathbf{a}}$, object $v_i \in V$ is strictly preferred over all objects

in a nonempty subset $V' \subset V$, all of which are in turn strictly preferred over object $v_j \in V$. That is, in the ground truth, v_i is strictly preferred over v_j and V' are objects with intermediary ordinal positions. The core distinction between the two insertion models is that, as the subset of unranked objects (i.e., V') for a given judge increases in size, RIME2 proportionally decreases the probability that the reference ordinal positions for v_i and v_j will be reversed in \mathbf{a} . Conversely, RIME1 determines the probability of this event as if v_i and v_j have consecutive ordinal positions in $\underline{\mathbf{a}}$, thus ignoring the reference positions of unranked objects. In other words, unlike RIME1, RIME2 implicitly incorporates a relative “intensity of preference” [14, 16] between v_i and v_j that reflects the intermediary ordinal positions $\underline{\mathbf{a}}$ assigns to V' even though this subset is not explicitly considered by \mathbf{a} . Hence, the two insertion models generate non-strict incomplete ranking instances from opposing viewpoints regarding preferences over unranked objects. Although these models do not capture every possible assumption for such preferences, they can be utilized to generate nontrivial random instances with controllable degrees of collective similarity from which general conclusions about the behavior of individual ranking measures can be drawn. It is important to mention that alternative sampling approaches and specialized distributions of ranking data could also be extended to generate random instances of incomplete rankings (e.g., the Plackett-Luce model [52, 62]). A thorough comparison of these alternatives and a formal analysis of the statistical distributions induced by RIME1 and RIME2 are left for future work.

5.2. Assessing decisiveness

This subsection concentrates on assessing the desired practical property of decisiveness. The property is especially relevant owing to the fact that ranking aggregation algorithms are typically designed to yield only one of an instance’s possible multiple rankings, for the sake of efficiency. (For instance, [58] devised an exact algorithm for d_{NP-KS} based on the implicit hitting set approach [59] that returns exactly one optimal solution in $\Omega_C \cap \Omega_S$). Thus, even though obtaining more than one optimal solution or certifying unique optimality may be infeasible in practice, it would be reassuring for

decision makers to know a priori that certain robust measures tend to return relatively fewer alternative optimal solutions than others. Accordingly, the decisiveness of τ_x and $\hat{\tau}_x$ is assessed by how each measure curtails the growth in the number of alternative optimal solutions as data becomes noisier. To this end, this section performs experiments on random instances generated with RIME1 and RIME2 and characterized according to the four simple real-world group decision-making scenarios described in Table 2.

Table 2: Characterization of rankings generated from one ground truth and one dispersion

ϕ (Dispersion)	General group characterization	Example scenarios	
$\phi \in (0, 0.25]$	Strong collective similarity "Subject-matter experts"	<ul style="list-style-type: none"> • Federal grant proposal reviews • Olympic events with a style component • Standardized test essay grading 	
$\phi \in (0.25, 0.50]$	Weak collective similarity "Seasoned body of objective observers"	<ul style="list-style-type: none"> • University rankings • Paid movie critiques • Official World Cup ranking forecasts 	
$\phi \in (0.50, 0.75]$	Weak collective dissimilarity "Public with background information"	<ul style="list-style-type: none"> • Unpaid movie recommendations • Unsponsored top travel lists • Car brand preferences 	
$\phi \in (0.75, 1]$	Strong collective dissimilarity "Jumble of heterogeneous opinions"	<ul style="list-style-type: none"> • Favorite colors • Luckiest numbers 	

For the parameter configurations detailed below, the number of alternative optima returned by each correlation coefficient is individually recorded for 10 corresponding instances and summarized via average (AVG) and standard deviation (SD) values (graphs display AVG and $AVG \pm SD$ values via error bars). Test problems are solved exactly via B&B (see Appendix 7.3) until the full solution space is fathomed. Since B&B follows a nearly identical logic when executed with τ_x or $\hat{\tau}_x$ and run-time decisions are instance-specific, differences in solution times were insufficiently favorable in either direction and are unrecorded. For a more efficient version of B&B, which has been shown to provide good quality solutions, but which does not guarantee global optimality nor return alternative optima, see [2].

All experiments were performed on machines equipped with 22GB of RAM memory shared by two 2.8 GHz quad core Intel Xeon 5560 processors; code was written in Python.

The first set of instances is guided by the scenarios characterized in Table 2. To obtain data with differing noise levels, each instance generates $K = 100$ total rankings via RIME1 or RIME2 using single-dispersion values

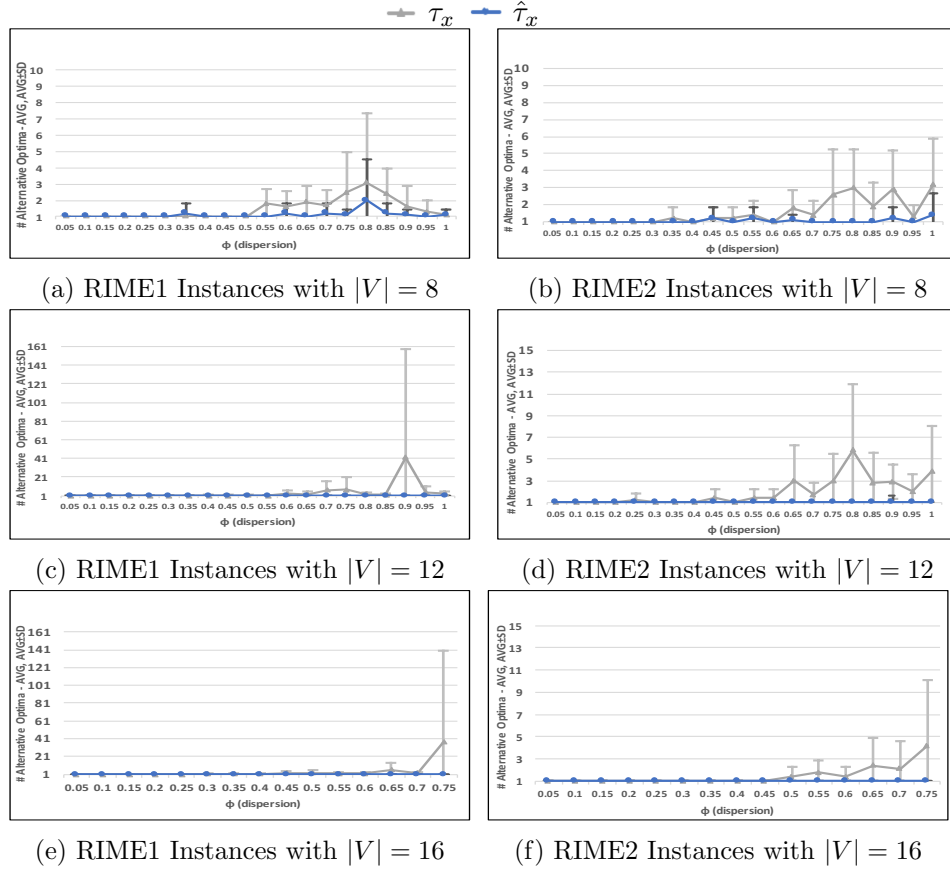


Figure 1: τ_x evinces much less decisiveness than $\hat{\tau}_x$ as the input rankings become noisier

$\phi \in \{0.05, 0.1, \dots, 0.95, 1.00\}$ (five ϕ values per group characterization in Table 2); without loss of generality, the ground truth \underline{a} is set to ϵ_n (the identity permutation) in all these instances. Prior to generating a set of input rankings $\{\mathbf{a}^k\}_{k=1}^K$, the object subset ranked by each \mathbf{a}^k , $V_{\mathbf{a}^k} \subseteq V$, is determined randomly along with its cardinality $|V_{\mathbf{a}^k}| \leq n = |V|$, which is drawn from the uniform distribution $U(l, u)$. Different sizes of V and $V_{\mathbf{a}^k}$ are tested for $k = 1, \dots, K$, namely $|V| = 8$ with $|V_{\mathbf{a}^k}| \sim U(2, 6)$, $|V| = 12$ with $|V_{\mathbf{a}^k}| \sim U(3, 9)$, and $|V| = 16$ with $|V_{\mathbf{a}^k}| \sim U(4, 12)$. These combinations are chosen to reflect realistic scenarios in which judges evaluate uneven but reasonable numbers of objects. For instance, it is unreasonable for most

humans to objectively rank a large fraction of objects when $|V| = 16$.

Figures 1a, 1c, 1e for RIME1 and Figures 1b, 1d, 1f for RIME2 summarize the results graphically (to distinguish the measures visually, τ_x lines are gray and thick and $\hat{\tau}_x$ lines are blue and dotted). We point out that when $|V| \geq 16$ and $\phi > .75$, some instances could not finish solving within 24 hours or their B&B trees exceeded memory. Therefore, the horizontal axes of Figures 1e and 1f stop at $\phi = .75$. These plots demonstrate that $\hat{\tau}_x$ attained a lower AVG number of alternative optima than τ_x for nearly all of the tested ϕ . When $\phi > .35$, τ_x AVG and SD values began to increase considerably. For example, they reached respective values of 42.2 and 115.7 in Figure 1c and 5.8 and 6.1 in Figure 1d. Conversely, $\hat{\tau}_x$ AVG and SD values were never more than 2 and 2.5 in all the instances. Thus, while the ability of both measures to obtain a unique optimal solution decreased as ϕ and $|V|$ increased, the growth in magnitude and variability in the number of alternative optimal solutions was markedly less pronounced with $\hat{\tau}_x$.

5.3. Assessing electoral fairness

As discussed in §4.2, $\hat{\tau}_x$ is designed to assign equitable voting power to each individual judge (i.e., to enforce electoral fairness) in the aggregation, whereas τ_x seems to provide increased representation to judges who evaluate more objects (see §4.1). To gauge the impact of this fundamental difference, a new set of instances is constructed. In particular, Table 2 describes scenarios where more than one group participates, which is reflected by using multiple ground truths or ranges of ϕ to generate problem instances.

Table 3: Complex scenarios constructed from multiple ground truths or dispersions

Sampling parameters	Generated instance description
$(1 - \alpha) \times 100\%$ of input rankings generated with $(\underline{a}, \phi_1 \in (0, 0.25])$ $\alpha \times 100\%$ of input rankings generated with $(\underline{a}, \phi_2 \in (0.75, 1])$	A $[(1 - \alpha) \times 100]\%$ -majority hold nearly identical opinions, which are close to ground truth \underline{a} , while a $[\alpha \times 100]\%$ -minority have nearly arbitrary opinions (i.e., with very low collective similarity), where $0 < \alpha < .5$
$(1 - \alpha) \times 100\%$ of input rankings generated with $(\underline{a}, \phi \in (0, 0.25])$ $\alpha \times 100\%$ of input rankings generated with $(\underline{a}', \phi \in (0, 0.25])$	A $[(1 - \alpha) \times 100]\%$ -majority hold nearly identical opinions, which are close to ground truth \underline{a} , while a $[\alpha \times 100]\%$ -minority seeks to distort the outcome through cohesive contrarian opinions (i.e., close to ground truth \underline{a}'), where $0 < \alpha < .5$.

The generated instances are guided by the Table 3 characterizations. The first portion of these instances is generated with ground truth $\underline{a} = \epsilon_n$

and two dispersion parameters $\phi_1 \in \{0.05, 0.1, 0.15, 0.2, 0.25\}$ and $\phi_2 \in \{0.8, 0.85, 0.9, 0.95, 1\}$ associated with a majority of experts and a minority of spammers (i.e., with jumbled heterogeneous opinions), respectively. The second portion of these instances is generated via a single dispersion parameter $\phi \in \{0.05, 0.1, 0.15, 0.2, 0.25\}$, which is used to draw both a majority of expert rankings with ground truth $\underline{\mathbf{a}} = \epsilon_n$ and a minority of contrarian rankings with the reverse ground truth $\underline{\mathbf{a}}'$. Tested minority proportions are $\alpha \in \{0.05, 0.10, 0.15, 0.20\}$. For all of these instances we set $K = 50$, $|V| = 12$, and $|V_{\mathbf{a}^k}| \sim U(3, 6)$ for $k = 1, \dots, \lfloor (1 - \alpha)K \rfloor$, where the latter is used to draw the number of objects ranked by the majority.

The experiment tests two factors. First, it tests gradually increasing the uniform distribution minimum (l) and maximum (u) parameters from 3 to 6 and from 6 to 9, respectively, for drawing the number of objects ranked by the minority. That is, the distribution of $|V_{\mathbf{a}^k}|$ changes from $U(3, 6)$ to $U(6, 9)$ for $k = \lfloor (1 - \alpha)K \rfloor + 1, \dots, K$. Second, it tests the effect of composing the minority with spammers versus contrarians, where the minority proportions tested are $\alpha \in \{0.05, 0.10, 0.15, 0.20\}$. To test these factors, the experiment calculates the average Solution to Ground-truth Similarity (AVG SGS), i.e., the average $\hat{\tau}_x$ correlation between each unique or alternative optimal solution and $\underline{\mathbf{a}}$. Note that $\hat{\tau}_x$ can be confidently used for this purpose since the aggregate rankings and the ground truth are complete—that is, τ_x and $\hat{\tau}_x$ are interchangeable for this calculation (see §4.3). Since the performance of τ_x was more unstable for RIME1 instances (see Figure 1), the remaining experiments consider only RIME2 instances.

Figure 2 shows that the aggregate rankings obtained with τ_x yield smaller AVG SGS for minorities of contrarians. This occurs because contrarians hold the reverse ground truth, which makes it difficult to get close to the majority’s ground truth. Moreover, as the number of objects that contrarians evaluate increases, the average SGS decreases in Figure 2; in the worst case observed, AVG SGS becomes as low as 0.65, which occurs when $\alpha = 0.20$ and $U(6, 9)$ for the number of objects ranked by the minority. Whereas a minority of contrarians results in much smaller average SGS values for τ_x compared with $\hat{\tau}_x$, a minority of spammers causes a less pronounced dif-

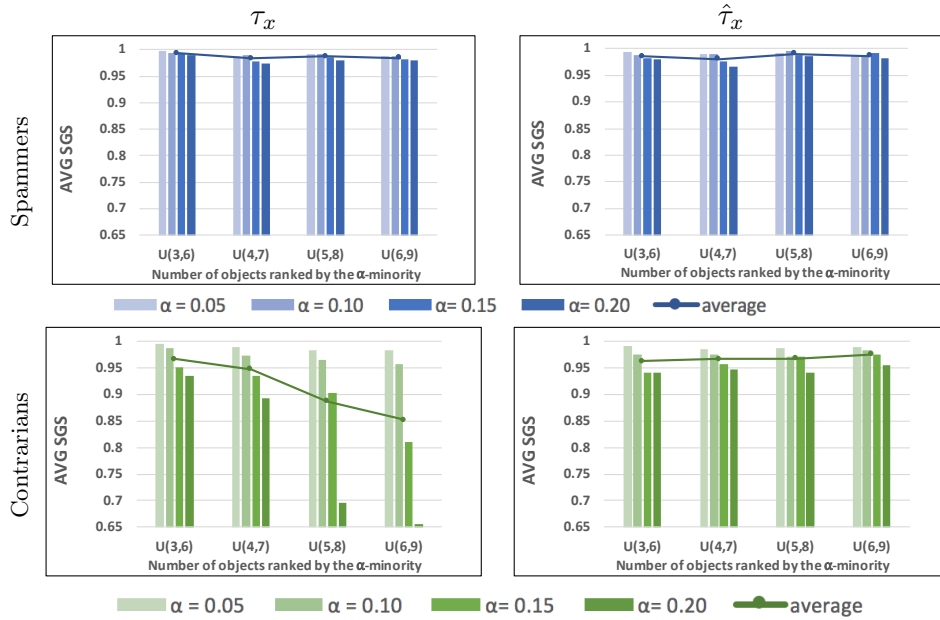


Figure 2: The similarity between the τ_x optimal rankings and the expert’s ground truth decreases sharply when a fixed minority of contrarians ranks more objects

ference. This is because spammers do not have strong cohesiveness among them, meaning they cannot affect the aggregate ranking as strongly. On the other hand, even if the percentage of contrarians is small, this causes the τ_x aggregate rankings to get further from the experts’ ground truth. Thus, due to the implicit systematic bias induced by τ_x , a higher number of objects ranked by a minority of contrarians can significantly affect fairness in the aggregation process as the resulting solutions get unreasonably far from the majority of experts’ ground truth.

Notice that as the minimum and maximum parameters increase from $U(3,6)$ to $U(6,9)$ and the minority proportion remains fixed, AVG SGS decreases. In particular, the bottom-left of Figure 2 shows that AVG SGS for τ_x decreased by more than 0.25 for a minority of contrarians with fixed α . In contrast, the corresponding AVG SGS values for $\hat{\tau}_x$ remained close to 1 and relatively stable in the bottom-right of Figure 2. This result indicates that $\hat{\tau}_x$ is a more robust measure than τ_x for such types of nontrivial instances since it is not as adversely affected by judges who evaluate more alternatives.

6. Discussion

This work makes several contributions to the area of robust ranking aggregation. Principally, it develops the $\hat{\tau}_x$ ranking correlation coefficient, which fulfills the standard definitions of statistical correlation in the space of non-strict incomplete rankings. This ranking measure is applicable to situations where no assumptions should be made regarding individual preferences over unranked objects. Its formal derivation and axiomatic foundation ensure that $\hat{\tau}_x$ assigns equitable voting power to each input ranking in the aggregation process, irrespective of the number of objectives it ranks. By also connecting $\hat{\tau}_x$ with d_{NP-KS} , this work enhances distance and correlation-based robust methodologies for ranking aggregation including the development of expedient optimization methodologies. The paper also develops a statistical sampling framework for generating non-trivial instances of the non-strict incomplete ranking aggregation problem.

In this research, ranking aggregation is applied to find the mathematical consensus between a set of subjective preferences. However, the ranking aggregation problem has wide-ranging applicability. In particular, the mathematical approach herein designed may be of use in numerous contexts where sets of incomplete ordinal data are compared to a “gold standard” [67] or aggregated to derive robust measures of central tendency [22]. For instance, the neutral treatment of incomplete rankings is relevant for the integration of omics-scale data in Biostatistics, where rank-based methods have been utilized due to their invariance to transformation and normalization [48]. Within this context, it is often necessary to integrate ranked lists of genes arising from multiple technology platforms or studies, each of which may have access to overlapping yet differing parts of the genome. To avoid obtaining suboptimal results and introducing noise/bias to the aggregation, one must factor in the different underlying spaces of each list and ensure no assumptions are made about the genes outside each respective space [49]. For future work, we plan to extend and tailor the present framework to some of these applications. We will also analyze the properties of other plausible statistical distributions for sampling non-strict incomplete rankings.

7. Appendix

7.1. Proofs of axiomatic foundation for $\hat{\tau}_x$

This subsection proves that the scaled Kendall-tau correlation coefficient $\hat{\tau}_x$ satisfies Axiom 1-6 in §4.3.

Axiom 1 (Relevance). The correlation discounts the unevaluated objects:

$$\hat{\tau}_x(\mathbf{a}, \mathbf{b}) = \hat{\tau}_x(\mathbf{a}|_{(V_a \cap V_b)}, \mathbf{b}|_{(V_a \cap V_b)}).$$

Proof. From the definition of $\hat{\tau}_x$ in Equation (10), the ranking-matrix elements for unevaluated objects are assigned to be 0 and, thus, the corresponding numerator terms $a_{ij}b_{ij}$ become 0. Therefore, it is valid to calculate the correlation coefficient by focusing on the mutually evaluated objects. \square

Axiom 2 (Commutativity). The correlation value is independent of the order in which \mathbf{a} and \mathbf{b} are compared:

$$\hat{\tau}_x(\mathbf{a}, \mathbf{b}) = \hat{\tau}_x(\mathbf{b}, \mathbf{a})$$

Proof. From the definition of $\hat{\tau}_x$, we can write the following equations:

$$\begin{aligned} \hat{\tau}_x(\mathbf{a}, \mathbf{b}) &= \frac{\sum_{i=1}^n \sum_{j=1}^n a_{ij}b_{ij}}{\bar{n}(\bar{n} - 1)} \\ &= \frac{\sum_{i=1}^n \sum_{j=1}^n b_{ij}a_{ij}}{\bar{n}(\bar{n} - 1)} \\ &= \hat{\tau}_x(\mathbf{b}, \mathbf{a}) \quad \square \end{aligned}$$

Axiom 3 (Neutrality) The correlation value is independent of the particular labeling of the objects:

If $\mathbf{a}' = \pi(\mathbf{a})$ and $\mathbf{b}' = \pi(\mathbf{b})$, then $\hat{\tau}_x(\mathbf{a}, \mathbf{b}) = \hat{\tau}_x(\mathbf{a}', \mathbf{b}')$, where π is a permutation function such that $\pi : \{1, 2, \dots, n\} \rightarrow \{1, 2, \dots, n\}$.

Proof. Without loss of generality, assume that only two objects are permuted at a time, namely the k -th and l -th objects, with $k < l$. Let $A = [a_{ij}]$

and $B = [b_{ij}]$ be the pre-permutation ranking-matrices corresponding to ranking \mathbf{a} and \mathbf{b} , which are illustrated as:

$$A = \begin{pmatrix} a_{11} & \cdots & a_{1k} & \cdots & a_{1l} & \cdots & a_{1n} \\ \vdots & \vdots & \vdots & \cdots & \vdots & \cdots & \vdots \\ a_{k1} & \cdots & a_{kk} & \cdots & a_{kl} & \cdots & a_{kn} \\ \vdots & \vdots & \vdots & \cdots & \vdots & \cdots & \vdots \\ a_{l1} & \cdots & a_{lk} & \cdots & a_{ll} & \cdots & a_{ln} \\ \vdots & \vdots & \vdots & \cdots & \vdots & \cdots & \vdots \\ a_{n1} & \cdots & a_{nk} & \cdots & a_{nl} & \cdots & a_{nn} \end{pmatrix} \quad B = \begin{pmatrix} b_{11} & \cdots & b_{1k} & \cdots & b_{1l} & \cdots & b_{1n} \\ \vdots & \vdots & \vdots & \cdots & \vdots & \cdots & \vdots \\ b_{k1} & \cdots & b_{kk} & \cdots & b_{kl} & \cdots & b_{kn} \\ \vdots & \vdots & \vdots & \cdots & \vdots & \cdots & \vdots \\ b_{l1} & \cdots & b_{lk} & \cdots & b_{ll} & \cdots & b_{ln} \\ \vdots & \vdots & \vdots & \cdots & \vdots & \cdots & \vdots \\ b_{n1} & \cdots & b_{nk} & \cdots & b_{nl} & \cdots & b_{nn} \end{pmatrix}.$$

Let \mathbf{a}' and \mathbf{b}' be the post-permutation rankings with corresponding ranking-matrices $A' = [a'_{ij}]$ and $B' = [b'_{ij}]$, which are illustrated as:

$$A' = \begin{pmatrix} a_{11} & \cdots & a_{1l} & \cdots & a_{1k} & \cdots & a_{1n} \\ \vdots & \vdots & \vdots & \cdots & \vdots & \cdots & \vdots \\ a_{l1} & \cdots & a_{ll} & \cdots & a_{lk} & \cdots & a_{ln} \\ \vdots & \vdots & \vdots & \cdots & \vdots & \cdots & \vdots \\ a_{k1} & \cdots & a_{kl} & \cdots & a_{kk} & \cdots & a_{kn} \\ \vdots & \vdots & \vdots & \cdots & \vdots & \cdots & \vdots \\ a_{n1} & \cdots & a_{nl} & \cdots & a_{nk} & \cdots & a_{nn} \end{pmatrix} \quad B' = \begin{pmatrix} b_{11} & \cdots & b_{1l} & \cdots & b_{1k} & \cdots & b_{1n} \\ \vdots & \vdots & \vdots & \cdots & \vdots & \cdots & \vdots \\ b_{l1} & \cdots & b_{ll} & \cdots & b_{lk} & \cdots & b_{ln} \\ \vdots & \vdots & \vdots & \cdots & \vdots & \cdots & \vdots \\ b_{k1} & \cdots & b_{kl} & \cdots & b_{kk} & \cdots & b_{kn} \\ \vdots & \vdots & \vdots & \cdots & \vdots & \cdots & \vdots \\ b_{n1} & \cdots & b_{nl} & \cdots & b_{nk} & \cdots & b_{nn} \end{pmatrix}.$$

Note that unshaded elements in A' and B' remain the same after permutation (i.e., $a_{ij} = a'_{ij}$ for $i, j \neq k, l$). Since the k -th row (column) and l -th row (column) of A and B are exchanged, the remaining entries are given by:

$$a'_{kk} = a_{ll}, \quad a'_{ll} = a_{kk}, \quad a'_{ik} = a_{il}, \quad a'_{il} = a_{ik}, \quad a'_{ki} = a_{li}, \quad a'_{li} = a_{ki} \quad (16)$$

for every $i \neq k, l$ (the new entries for \mathbf{b} are defined similarly). The permutation will affect only the numerator of $\hat{\tau}_x(\mathbf{a}, \mathbf{b})$ (see Equation (6)). In

particular, by using Expression (16), the following equations can be derived:

$$\begin{aligned}
\sum_{i=1}^n \sum_{j=1}^n a_{ij} b_{ij} &= \sum_{i \neq k, l}^n \sum_{j \neq k, l}^n a_{ij} b_{ij} + \sum_{j \neq k, l} (a_{kj} b_{kj} + a_{lj} b_{lj}) + \sum_{i \neq k, l} (a_{ik} b_{ik} + a_{il} b_{il}) + \sum_{i=k, l} \sum_{j=k, l} a_{ij} b_{ij} \\
&= \sum_{i \neq k, l}^n \sum_{j \neq k, l}^n a'_{ij} b'_{ij} + \sum_{j \neq k, l} (a'_{ij} b'_{ij} + a'_{kj} b'_{kj}) + \sum_{i \neq k, l} (a'_{il} b'_{il} + a'_{ik} b'_{ik}) + \sum_{i=k, l} \sum_{j=k, l} a'_{ij} b'_{ij} \\
&= \sum_{i=1}^n \sum_{j=1}^n a'_{ij} b'_{ij}.
\end{aligned}$$

Therefore, $\hat{\tau}_x(\mathbf{a}, \mathbf{b}) = \hat{\tau}_x(\mathbf{a}', \mathbf{b}')$. Since any permutation can be described as a sequence of permutations of two objects at a time, $\hat{\tau}_x(\mathbf{a}, \mathbf{b}) = \hat{\tau}_x(\mathbf{a}', \mathbf{b}')$ holds for any permutation π . \square

Axiom 4 (Reduction). If \mathbf{a} and \mathbf{b} agree except for a set $V' \subseteq V$, $\hat{\tau}_x(\mathbf{a}, \mathbf{b})$ may be computed by focusing only on the objects in V' :

$$\hat{\tau}_x(\mathbf{a}, \mathbf{b}) = 1 + 2\hat{\tau}_x(\mathbf{a}', \mathbf{b}').$$

where $\mathbf{a}' = \mathbf{a}|_{V'}$ and $\mathbf{b}' = \mathbf{b}|_{V'}$, which are the rankings projected to the objects in V' .

Proof. By definition of the ranking-matrix representation of $\hat{\tau}_x$, if rankings \mathbf{a} and \mathbf{b} have positive agreement for objects v_i, v_j (i.e., one prefers v_i over v_j and the other also prefers v_i over v_j , or both tie v_i and v_j), the corresponding numerator $a_{ij} b_{ij}$ becomes 1. Otherwise, $a_{ij} b_{ij}$ becomes -1. Let p_c be the number of pairs in concordance and p_{dc} be the number of pairs in discordance. Then, $\bar{n}(\bar{n} - 1) = 2p_c + 2p_{dc}$ because there are two elements of ranking-matrix for v_i and v_j , a_{ij} and a_{ji} (b_{ij} and b_{ji} , respectively). The calculation of $\hat{\tau}_x$ can be decomposed as follows:

$$\frac{\sum_{i=1}^n \sum_{j=1}^n a_{ij} b_{ij}}{\bar{n}(\bar{n} - 1)} = \frac{1}{\bar{n}(\bar{n} - 1)} \times 2p_c + \frac{-1}{\bar{n}(\bar{n} - 1)} \times 2p_{dc}.$$

By replacing $2p_c$ with $\bar{n}(\bar{n} - 1) - 2p_{dc}$,

$$\begin{aligned} \frac{\sum_{i=1}^n \sum_{j=1}^n a_{ij} b_{ij}}{\bar{n}(\bar{n} - 1)} &= \frac{1}{\bar{n}(\bar{n} - 1)} \times (\bar{n}(\bar{n} - 1) - 2p_{dc}) + \frac{-1}{\bar{n}(\bar{n} - 1)} \times 2p_{dc} \\ &= 1 - \frac{2}{\bar{n}(\bar{n} - 1)} \times 2p_{dc} \\ &= 1 + \frac{2 \sum_{i=1}^n \sum_{j=1}^n a'_{ij} b'_{ij}}{\bar{n}(\bar{n} - 1)} \end{aligned}$$

Hence, if \mathbf{a} and \mathbf{b} agree except for a set $V' \subseteq V$, then $\hat{\tau}_x$ can be calculated by focusing on the objects where \mathbf{a} and \mathbf{b} disagree. That is,

$$\hat{\tau}_x(\mathbf{a}, \mathbf{b}) = 1 + 2\hat{\tau}_x(\mathbf{a}', \mathbf{b}') \quad \square$$

Axiom 5 (Relaxed Triangle Inequality). Relationship among the three possible paired comparisons from three incomplete rankings:

$$\hat{\tau}_x(\mathbf{a}|_{V_{\mathbf{a},\mathbf{b},\mathbf{c}}}, \mathbf{b}|_{V_{\mathbf{a},\mathbf{b},\mathbf{c}}}) + \hat{\tau}_x(\mathbf{b}|_{V_{\mathbf{a},\mathbf{b},\mathbf{c}}}, \mathbf{c}|_{V_{\mathbf{a},\mathbf{b},\mathbf{c}}}) \leq \hat{\tau}_x(\mathbf{a}|_{V_{\mathbf{a},\mathbf{b},\mathbf{c}}}, \mathbf{c}|_{V_{\mathbf{a},\mathbf{b},\mathbf{c}}}) + 1;$$

and equality holds if and only if $\mathbf{b}|_{V_{\mathbf{a},\mathbf{b},\mathbf{c}}}$ is between the other two projected rankings; here, $V_{\mathbf{a},\mathbf{b},\mathbf{c}} := V_{\mathbf{a}} \cap V_{\mathbf{b}} \cap V_{\mathbf{c}}$ for concise representation.

Proof. Let $\bar{n} = |V_{\mathbf{a},\mathbf{b},\mathbf{c}}|$. To investigate the relationship between $\hat{\tau}_x(\mathbf{a}, \mathbf{b})$, $\hat{\tau}_x(\mathbf{b}, \mathbf{c})$, and $\hat{\tau}_x(\mathbf{a}, \mathbf{c})$, begin by writing their corresponding definitions:

$$\hat{\tau}_x(\mathbf{a}, \mathbf{b}) = \frac{\sum_{i=1}^n \sum_{j=1}^n a_{ij} b_{ij}}{\bar{n}(\bar{n} - 1)}, \hat{\tau}_x(\mathbf{b}, \mathbf{c}) = \frac{\sum_{i=1}^n \sum_{j=1}^n b_{ij} c_{ij}}{\bar{n}(\bar{n} - 1)}, \hat{\tau}_x(\mathbf{a}, \mathbf{c}) = \frac{\sum_{i=1}^n \sum_{j=1}^n a_{ij} c_{ij}}{\bar{n}(\bar{n} - 1)}.$$

From these definitions, we can form the expression:

$$\hat{\tau}_x(\mathbf{a}, \mathbf{b}) + \hat{\tau}_x(\mathbf{b}, \mathbf{c}) = \frac{\sum_{i=1}^n \sum_{j=1}^n b_{ij} (a_{ij} + c_{ij})}{\bar{n}(\bar{n} - 1)}.$$

There are three possibilities for the sum and product of a_{ij} and c_{ij} :

$$\begin{aligned}
1) \ a_{ij} = c_{ij} = 1 & \implies a_{ij} + c_{ij} = 2, \quad a_{ij}c_{ij} = 1 \\
2) \ a_{ij} = 1, c_{ij} = -1, \text{ or } a_{ij} = -1, c_{ij} = 1 & \implies a_{ij} + c_{ij} = 0, \quad a_{ij}c_{ij} = -1 \\
3) \ a_{ij} = c_{ij} = -1 & \implies a_{ij} + c_{ij} = -2, \quad a_{ij}c_{ij} = 1
\end{aligned}$$

Now, when $\mathbf{b}|_{V_{a,b,c}}$ is between the other two projected rankings (i.e., b_{ij} is equal to either a_{ij} or c_{ij} or both, or b_{ij} may also equal 1 when a_{ij} and c_{ij} disagree), b_{ij} can be determined from the values of a_{ij} and c_{ij} as follows:

$$\begin{aligned}
1) \ a_{ij} = c_{ij} = 1 & \implies b_{ij} = 1 \\
2) \ a_{ij} = 1, c_{ij} = -1, \text{ or } a_{ij} = -1, c_{ij} = 1 & \implies b_{ij} = 1 \text{ or } -1 \\
3) \ a_{ij} = c_{ij} = -1 & \implies b_{ij} = -1
\end{aligned}$$

Referencing the above cases, if $\mathbf{b}|_{V_{a,b,c}}$ is between the other two projected rankings, the following equality always holds for each i, j :

$$b_{ij}(a_{ij} + c_{ij}) = a_{ij}c_{ij} + 1. \quad (17)$$

Therefore, summing over all i, j yields the following inequality:

$$\sum_{i=1}^n \sum_{j=1}^n b_{ij}(a_{ij} + c_{ij}) = \sum_{i=1}^n \sum_{j=1}^n a_{ij}c_{ij} + \bar{n}(\bar{n} - 1). \quad (18)$$

By a similar analysis, if $\mathbf{b}|_{V_{a,b,c}}$ is not between the other two projected rankings,

$$b_{ij}(a_{ij} + c_{ij}) < a_{ij}c_{ij} + 1, \quad (19)$$

and summing over all i, j yields the following inequality:

$$\sum_{i=1}^n \sum_{j=1}^n b_{ij}(a_{ij} + c_{ij}) < \sum_{i=1}^n \sum_{j=1}^n a_{ij}c_{ij} + \bar{n}(\bar{n} - 1). \quad (20)$$

Combining equations (18) and (20) yields the inequality:

$$\sum_{i=1}^n \sum_{j=1}^n b_{ij}(a_{ij} + c_{ij}) \leq \sum_{i=1}^n \sum_{j=1}^n a_{ij}c_{ij} + \bar{n}(\bar{n} - 1).$$

Therefore, dividing by $\bar{n}(\bar{n} - 1)$, we obtain the desired expression. \square

Axiom 6 (Scaling). The correlation range is between -1 and 1, inclusively:

$$-1 \leq \hat{\tau}_x(\mathbf{a}, \mathbf{b}) \leq 1;$$

with $\hat{\tau}_x(\mathbf{a}, \mathbf{b}) = 1$ iff $\mathbf{a}|_{(V_a \cap V_b)} = \mathbf{b}|_{(V_a \cap V_b)}$ and $\hat{\tau}_x(\mathbf{a}, \mathbf{b}) = -1$ iff $\mathbf{b}|_{(V_a \cap V_b)}$ is the reverse ranking of $\mathbf{a}|_{(V_a \cap V_b)}$ (the latter must be a linear ordering).

Proof. (\Leftarrow) Assume $\mathbf{a}|_{(V_a \cap V_b)}$ and $\mathbf{b}|_{(V_a \cap V_b)}$ are the same ranking. Then,

$$\hat{\tau}_x(\mathbf{a}, \mathbf{b}) = \frac{\sum_{i=1}^n \sum_{j=1}^n a_{ij}b_{ij}}{\bar{n}(\bar{n} - 1)} = \frac{\sum_{i=1}^n \sum_{j=1}^n a_{ij}a_{ij}}{\bar{n}(\bar{n} - 1)} = \frac{\bar{n}(\bar{n} - 1)}{\bar{n}(\bar{n} - 1)} = 1.$$

If $\mathbf{b}|_{(V_a \cap V_b)}$ is the reverse ranking of $\mathbf{a}|_{(V_a \cap V_b)}$ and $\mathbf{b}|_{(V_a \cap V_b)}$ and $\mathbf{a}|_{(V_a \cap V_b)}$ are linear orderings, then b_{ij} always has the opposite value of a_{ij} . That is, $b_{ij} = -a_{ij}$, which leads to the following inequality:

$$\hat{\tau}_x(\mathbf{a}, \mathbf{b}) = \frac{\sum_{i=1}^n \sum_{j=1}^n a_{ij}b_{ij}}{\bar{n}(\bar{n} - 1)} = \frac{\sum_{i=1}^n \sum_{j=1}^n a_{ij}(-a_{ij})}{\bar{n}(\bar{n} - 1)} = \frac{-\bar{n}(\bar{n} - 1)}{\bar{n}(\bar{n} - 1)} = -1.$$

(\Rightarrow) Let $\hat{\tau}_x(\mathbf{a}, \mathbf{b}) = 1$. Then, $\sum_{i=1}^n \sum_{j=1}^n a_{ij}b_{ij}$ should be $\bar{n}(\bar{n} - 1)$, which means that $a_{ij}b_{ij} = 1$ for every $v_i, v_j \in V_a \cap V_b$. That is, \mathbf{a} and \mathbf{b} agree on all their preferences. On the other hand, to achieve $\hat{\tau}_x(\mathbf{a}, \mathbf{b}) = -1$, $\sum_{i=1}^n \sum_{j=1}^n a_{ij}b_{ij}$ should equal $-\bar{n}(\bar{n} - 1)$, which implies that $a_{ij}b_{ij} = -1$ for every $v_i, v_j \in V_a \cap V_b$ and that $\mathbf{a}|_{(V_a \cap V_b)}$ and $\mathbf{b}|_{(V_a \cap V_b)}$ are linear orderings. That is, $\mathbf{a}|_{(V_a \cap V_b)}$ and $\mathbf{b}|_{(V_a \cap V_b)}$ express opposing strict preferences over all object pairs. Therefore, if $\hat{\tau}_x(\mathbf{a}|_{(V_a \cap V_b)}, \mathbf{b}|_{(V_a \cap V_b)}) = 1$, $\mathbf{a}|_{(V_a \cap V_b)}$ and $\mathbf{b}|_{(V_a \cap V_b)}$ are the same ranking, and if $\hat{\tau}_x(\mathbf{a}|_{(V_a \cap V_b)}, \mathbf{b}|_{(V_a \cap V_b)}) = -1$, $\mathbf{b}|_{(V_a \cap V_b)}$ is the reverse ranking of $\mathbf{a}|_{(V_a \cap V_b)}$. \square

7.2. Proof of theorems and corollaries

Theorem 1. (Linear transformation between $\hat{\tau}_x$ and d_{NP-KS}) Let \mathbf{a} and \mathbf{b} be two arbitrary rankings over $n = |V|$ objects drawn from the space of non-strict incomplete rankings, Ω . Then, the $\hat{\tau}_x$ correlation coefficient and the d_{NP-KS} distance are connected through the following equation:

$$d_{NP-KS}(\mathbf{a}, \mathbf{b}) = \frac{1}{2} - \frac{1}{2} \hat{\tau}_x(\mathbf{a}, \mathbf{b}). \quad (21)$$

Proof. For succinctness, denote $\bar{\mathbf{a}} = \mathbf{a}|_{(V_{\mathbf{a}} \cap V_{\mathbf{b}})}$ and $\bar{\mathbf{b}} = \mathbf{b}|_{(V_{\mathbf{a}} \cap V_{\mathbf{b}})}$ as the rankings over $\bar{n} \leq n$ objects obtained by projecting \mathbf{a} and \mathbf{b} onto the subset of objects $\bar{V} = V_{\mathbf{a}} \cap V_{\mathbf{b}}$ ranked in common. Notice that $\bar{\mathbf{a}}$ and $\bar{\mathbf{b}}$ are complete rankings over the same reduced universe of \bar{n} objects (i.e., they lie in space Ω_C relative to \bar{V}). As such, using $1/2$ as the minimum d_{KS} distance unit, the corresponding τ_x and d_{KS} values for $\bar{\mathbf{a}}$ and $\bar{\mathbf{b}}$ are equated as follows [23]:

$$\tau_x(\bar{\mathbf{a}}, \bar{\mathbf{b}}) = 1 - \frac{4 d_{KS}(\bar{\mathbf{a}}, \bar{\mathbf{b}})}{\bar{n}(\bar{n} - 1)},$$

which expressed in terms of d_{KS} yields the equivalent relationship:

$$d_{KS}(\bar{\mathbf{a}}, \bar{\mathbf{b}}) = \frac{\bar{n}(\bar{n} - 1)}{4} - \frac{\bar{n}(\bar{n} - 1)\tau_x(\bar{\mathbf{a}}, \bar{\mathbf{b}})}{4} \quad (22)$$

$$= \frac{\bar{n}(\bar{n} - 1)}{4} - \frac{\bar{n}(\bar{n} - 1) \sum_{i=1}^{\bar{n}} \sum_{j=1}^{\bar{n}} \bar{a}_{ij} \bar{b}_{ij}}{4\bar{n}(\bar{n} - 1)} \quad (23)$$

$$= \frac{\bar{n}(\bar{n} - 1)}{4} - \frac{\sum_{i=1}^{\bar{n}} \sum_{j=1}^{\bar{n}} \bar{a}_{ij} \bar{b}_{ij}}{4}, \quad (24)$$

where Equation (23) applies the definition of τ_x (see Equation (7)) with respect to $\bar{\mathbf{a}}$ and $\bar{\mathbf{b}}$; and where Equation (24) cancels a common factor in the second term and utilizes the fact that unranked items in either ranking vector contribute nothing to the sum—that is the matrix inner products are identical in the original and projected spaces. Now, multiplying both sides

of Equation (24) by $[\bar{n}(\bar{n} - 1)/2]^{-1}$ gives:

$$\begin{aligned} \frac{d_{KS}(\bar{\mathbf{a}}, \bar{\mathbf{b}})}{\bar{n}(\bar{n} - 1)/2} &= \frac{1}{2} - \frac{\sum_{i=1}^n \sum_{j=1}^n a_{ij} b_{ij}}{2\bar{n}(\bar{n} - 1)} \\ \Rightarrow d_{NP-KS}(\mathbf{a}, \mathbf{b}) &= \frac{1}{2} - \frac{1}{2} \hat{\tau}_x(\mathbf{a}, \mathbf{b}) \quad \square \end{aligned}$$

Theorem 2. (Linear transformation between τ_x and d_{P-KS}) Let \mathbf{a} and \mathbf{b} be two arbitrary rankings of $n = |V|$ objects drawn from the space of non-strict incomplete rankings, Ω . Then, the τ_x correlation coefficient and the d_{P-KS} distance are connected through the following equation:

$$d_{P-KS}(\mathbf{a}, \mathbf{b}) = \frac{\bar{n}(\bar{n} - 1)}{4} - \frac{n(n - 1)}{4} \tau_x(\mathbf{a}, \mathbf{b})$$

where $\bar{n} = |\bar{V}| = |V_{\mathbf{a}} \cap V_{\mathbf{b}}|$ (i.e., the number of objects explicitly ranked by both \mathbf{a} and \mathbf{b}).

Proof. From Theorem 1, we have that:

$$d_{NP-KS}(\mathbf{a}, \mathbf{b}) = \frac{1}{2} - \frac{1}{2} \hat{\tau}_x(\mathbf{a}, \mathbf{b}),$$

which can be expanded via Equations (5) and (10) as:

$$\frac{d_{KS}(\mathbf{a}|_{(V_{\mathbf{a}} \cap V_{\mathbf{b}})}, \mathbf{b}|_{(V_{\mathbf{a}} \cap V_{\mathbf{b}})})}{\bar{n}(\bar{n} - 1)/2} = \frac{1}{2} - \frac{\sum_{i=1}^n \sum_{j=1}^n a_{ij} b_{ij}}{2\bar{n}(\bar{n} - 1)}.$$

Thus, multiplying both sides by $\bar{n}(\bar{n} - 1)/2$ yields:

$$\begin{aligned} d_{P-KS}(\mathbf{a}, \mathbf{b}) &= \frac{\bar{n}(\bar{n} - 1)}{4} - \frac{1}{4} \sum_{i=1}^n \sum_{j=1}^n a_{ij} b_{ij} \\ &= \frac{\bar{n}(\bar{n} - 1)}{4} - \frac{n(n - 1)}{4} \left[\frac{\sum_{i=1}^n \sum_{j=1}^n a_{ij} b_{ij}}{n(n - 1)} \right] \end{aligned}$$

which completes the proof since the bracketed expression matches the definition of $\tau_x(\mathbf{a}, \mathbf{b})$. \square

Corollary 1. *The respective NIRA optimization problems typified by $\hat{\tau}_x$ and d_{NP-KS} are equivalent and, thus, provide identical consensus rankings. Similarly, the respective NIRA optimization problems typified by τ_x and d_{P-KS} are equivalent and, thus, provide identical consensus rankings.*

Proof. The first part of corollary is established through the following series of equations:

$$\arg \min_{r \in \Omega_C} \sum_{k=1}^K d_{NP-KS}(\mathbf{r}, \mathbf{a}^k) = \arg \max_{r \in \Omega_C} \sum_{k=1}^K -d_{NP-KS}(\mathbf{r}, \mathbf{a}^k) \quad (25)$$

$$= \arg \max_{r \in \Omega_C} \sum_{k=1}^K - \left[\frac{1}{2} - \frac{1}{2} \hat{\tau}_x(\mathbf{r}, \mathbf{a}^k) \right] \quad (26)$$

$$= \arg \max_{r \in \Omega_C} \sum_{k=1}^K \hat{\tau}_x(\mathbf{r}, \mathbf{a}^k), \quad (27)$$

where the last equation results from the fact that scalars common to every term in the sum and constant terms do not impact the optimal solution.

Similarly, the second part of the corollary can be proved via the following series of equations:

$$\arg \min_{r \in \Omega_C} \sum_{k=1}^K d_{P-KS}(\mathbf{r}, \mathbf{a}^k) \quad (28)$$

$$= \arg \max_{r \in \Omega_C} \sum_{k=1}^K -d_{P-KS}(\mathbf{r}, \mathbf{a}^k) \quad (29)$$

$$= \arg \max_{r \in \Omega_C} \sum_{k=1}^K - \left[\frac{(|V_{\mathbf{r}} \cap V_{\mathbf{a}^k}|)(|V_{\mathbf{r}} \cap V_{\mathbf{a}^k}| - 1)}{4} - \frac{n(n-1)}{4} \tau_x(\mathbf{r}, \mathbf{a}^k) \right] \quad (30)$$

$$= \arg \max_{r \in \Omega_C} \sum_{k=1}^K \frac{n(n-1)}{4} \tau_x(\mathbf{r}, \mathbf{a}^k) - \frac{(|V_{\mathbf{a}^k}|)(|V_{\mathbf{a}^k}| - 1)}{4} \quad (31)$$

$$= \arg \max_{r \in \Omega_C} \sum_{k=1}^K \tau_x(\mathbf{r}, \mathbf{a}^k) \quad (32)$$

where Equation (30) ensues from Theorem 2; where Equation (31) results from the fact that, since r must be a complete ranking, $|V_{\mathbf{r}} \cap V_{\mathbf{a}^k}| = |V_{\mathbf{a}^k}|$ for

every k ; and, where Equation (32) results from the fact that scalars common to every term in the sum as well as constant terms (i.e, the second term in Equation (31) is independent of any candidate solution) have no bearing on the optimal solution. \square

Corollary 2. *The correlation-based NIRA is \mathcal{NP} -hard.*

Proof. The distance-based NIRA was proven to be \mathcal{NP} -hard in [58]. Since solving the correlation-based NIRA is equivalent to solving the distance-based NIRA by Corollary 1, the former problem is also \mathcal{NP} -hard. \square

Theorem 3. *(Succinct function of cumulative agreement for $\hat{\tau}_x$) Let $\mathbf{r} \in \Omega_C$, $\mathbf{a}^k \in \Omega$, and $\bar{n}^k = |V_{\mathbf{a}^k}|$ (the number of objects ranked by \mathbf{a}^k), for $k = 1, \dots, K$. Then, the $\hat{\tau}_x$ cumulative correlation between \mathbf{r} and $\{\mathbf{a}^k\}_{k=1}^K$ can be computed according to the function:*

$$\sum_{k=1}^K \hat{\tau}_x(\mathbf{r}, \mathbf{a}^k) = \sum_{i=1}^n \sum_{j=1}^n \hat{A}_{ij} r_{ij},$$

where $[\hat{A}_{ij}] = \sum_{k=1}^K \frac{a_{ij}^k}{\bar{n}^k(\bar{n}^k-1)}$ is the scaled combined ranking-matrix (SCR).

Proof. Since $\mathbf{r} \in \Omega_C$, the term $\hat{\tau}_x(\mathbf{r}, \mathbf{a}^k)$ can be simplified as follows:

$$\hat{\tau}_x(\mathbf{r}, \mathbf{a}^k) = \frac{\sum_{i=1}^n \sum_{j=1}^n a_{ij}^k r_{ij}}{|V_{\mathbf{a}^k} \cap V| (|V_{\mathbf{a}^k} \cap V| - 1)} = \sum_{i=1}^n \sum_{j=1}^n \frac{a_{ij}^k r_{ij}}{\bar{n}^k (\bar{n}^k - 1)}.$$

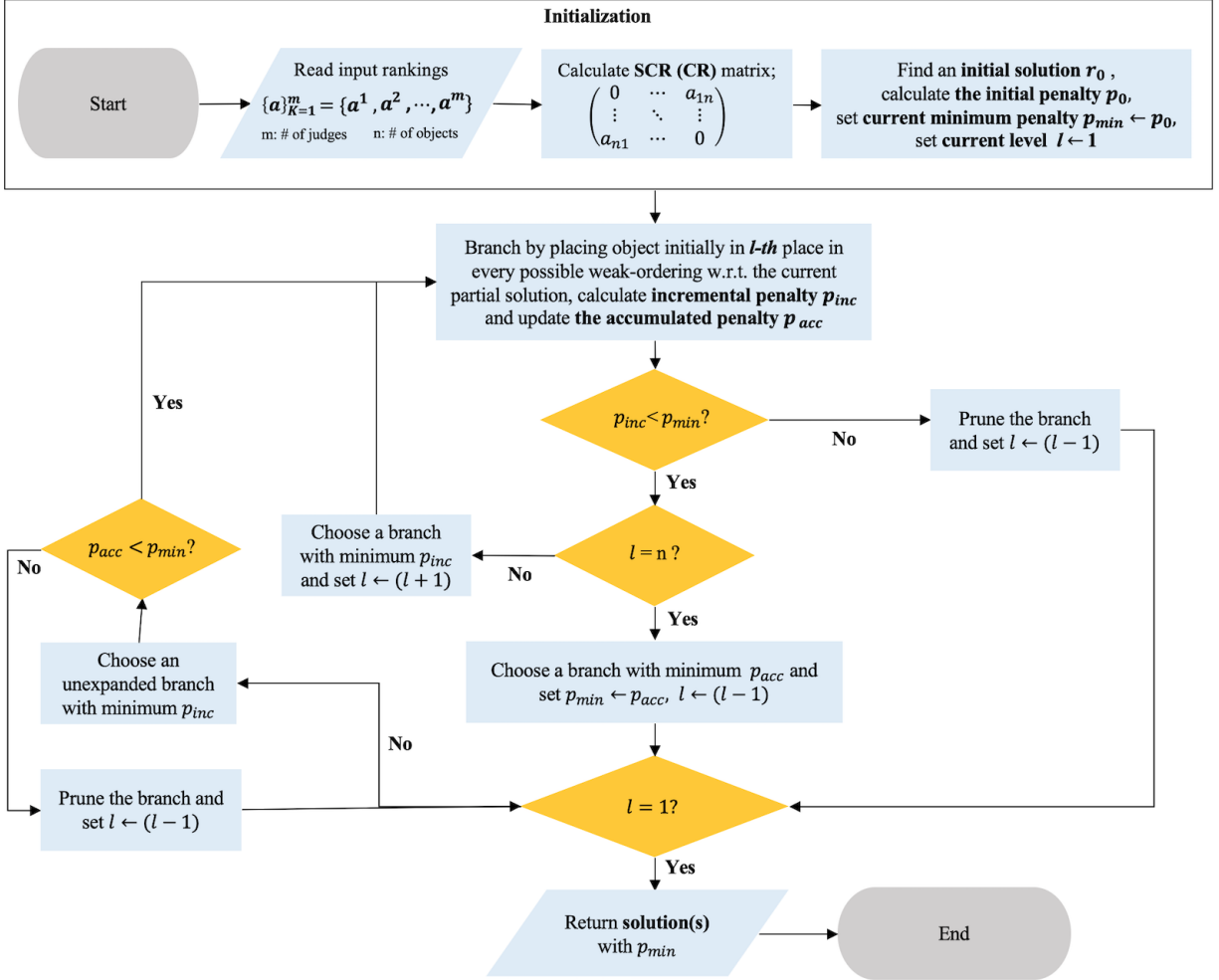
Thus, the denominator associated with each term is constant irrespective of the candidate-solution vector, thereby yielding the equivalent expressions:

$$\sum_{k=1}^K \tau_x(\mathbf{r}, \mathbf{a}^k) = \sum_{k=1}^K \sum_{i=1}^n \sum_{j=1}^n \frac{a_{ij}^k}{\bar{n}^k (\bar{n}^k - 1)} r_{ij} = \sum_{i=1}^n \sum_{j=1}^n \hat{A}_{ij} r_{ij}. \quad \square$$

7.3. A flowchart and description of the branch and bound algorithm

Before introducing the branch and bound algorithm (B&B), it is necessary to discuss the concept of an object-ordering and its connection to a ranking. An *object-ordering* \mathbf{a}^{-1} is induced by a mapping $\Psi : \mathbf{a} \in \{1, \dots, n\}^n \rightarrow \mathbf{a}^{-1} \in W(\{1, \dots, n\})$, where $W(\{1, \dots, n\})$ denotes the set of weak orders (or complete preorders) on n objects. That is, $\Psi(\mathbf{a})$ sorts the objects in $V_{\mathbf{a}}$ from best to worst, according to their ranks in \mathbf{a} . For example, for $\mathbf{a} = (1, 5, 2, 4, 3)$, $\Psi(\mathbf{a}) = \mathbf{a}^{-1} = (v_1, v_3, v_5, v_4, v_2)$. Extending this notation, $\mathbf{a}^{-1}(i)$ specifies the i th-highest ranked object in \mathbf{a} , when \mathbf{a} does not contain ties [21]—that is, Ψ is a bijection in this case and the inverse function Ψ^{-1} returns a linear order. When \mathbf{a} contains ties, Ψ sorts the objects into preference equivalence classes. For example, for $\mathbf{a} = (1, 3, 3, 1, 5)$, $\Psi(\mathbf{a}) = \mathbf{a}^{-1} = (\langle v_1, v_4 \rangle, \langle v_2, v_3 \rangle, v_5)$. In the case of ties, the inverse mapping $\Psi^{-1}(\mathbf{a}^{-1})$ returns the ranking obtained by labeling each object with its corresponding equivalence class position in \mathbf{a}^{-1} . For example, for $\mathbf{a}^{-1} = (v_1, \langle v_2, v_4 \rangle, v_5, v_3)$, $\Psi^{-1}(\mathbf{a}^{-1}) = \mathbf{a} = (1, 2, 5, 2, 4)$.

B&B is applied as follows. First, the absolute values of the SCR (CR, respectively) matrix entries are summed to yield an upper bound on the cumulative correlation achievable by any candidate-solution vector [23]. An initial deviation penalty corresponding to a user-specified starting solution $\mathbf{r}_0 \in \Omega_C$ (obtained randomly or via a heuristic) is then calculated by subtracting its objective value from said upper bound. To describe the ensuing steps, recall that \mathbf{r}_0^{-1} is the object-ordering induced by the mapping function $\Psi(\mathbf{r}_0)$. For $i = 2, \dots, n$, the algorithm calculates incremental penalties of fixing object $\mathbf{r}_0^{-1}(i)$ (ranked i th in the reference starting solution) to every possible pairwise preference relative to a candidate sub-ranking of objects $\mathbf{r}_0^{-1}(1), \dots, \mathbf{r}_0^{-1}(i-1)$ by inspecting the respective SCR entries. Three branches are created to reflect the possible ordinal relationships—i.e., preferred, tied, and dispreferred—between $\mathbf{r}_0^{-1}(i)$ and each $\mathbf{r}_0^{-1}(j) \in \{\mathbf{r}_0^{-1}(1), \dots, \mathbf{r}_0^{-1}(i-1)\}$. If the incremental penalty of a branch exceeds the current minimum penalty, the branch is pruned; otherwise it is explored by considering the next object, $\mathbf{r}_0^{-1}(i+1)$. B&B prioritizes newly created branches when there are multiple branches to explore. Once



a complete ranking is obtained, the minimum penalty is updated and the ranking is saved as a possible solution; at the end of the algorithm, all rankings with the final minimum penalty are returned as the set of optimal solutions (i.e., the median or consensus rankings).

7.4. Exact integer programming formulation

Yoo and Escobedo [68] recently derived the following set of linear constraints that guarantee that a matrix $R \in \{-1, 0, 1\}^{n \times n}$ is a valid ranking-

matrix according to Equation (6):

$$r_{ij} - r_{kj} - r_{ik} \geq -1 \quad i, j, k = 1, \dots, n; \quad i \neq j \neq k \neq i \quad (33a)$$

$$r_{ij} + r_{ji} \geq 0 \quad i, j = 1, \dots, n; \quad i \neq j \quad (33b)$$

$$r_{ii} = 0 \quad i = 1, \dots, n; \quad (33c)$$

$$r_{ij} - 2y_{ij} = -1 \quad i, j = 1, \dots, n; \quad i \neq j \quad (33d)$$

$$r_{ij} \in \mathbb{Z}, y_{ij} \in \mathbb{B} \quad i, j = 1, \dots, n. \quad (33e)$$

Constraint (33a) eliminates the occurrence of pairwise preference cycles. Constraint (33b) restricts at least one of r_{ij} and r_{ji} to be positive since r_{ij} and r_{ji} cannot both be negative. The diagonal elements must be set to 0, which is represented by constraint (33c). The off-diagonal elements must be non-zero values, specifically, they must be equal to 1 or -1. This is enforced via auxiliary binary variable y_{ij} in constraint (33d). Constraint (33e) states the domains of r_{ij} and y_{ij} . Using this constraint set, the correlation-based NIRA for $\hat{\tau}_x$ is obtained by appending the following objective function:

$$\arg \max_{\mathbf{r} \in \Omega_C} \sum_{k=1}^K \hat{\tau}_x(\mathbf{r}, \mathbf{a}^k) = \arg \max_{\mathbf{r} \in \Omega_C} \sum_{i=1}^n \sum_{j=1}^n \hat{A}_{ij} r_{ij}$$

which uses the SCR matrix $[\hat{A}_{ij}]$ defined in Equation (15). Note that the respective solution ranking $\mathbf{r} \in \Omega_C$ is obtained by sorting the row sums (or column sums) of $[r_{ij}]$ in non-increasing (non-decreasing, resp.) order.

References

- [1] Ailon, N., Charikar, M., and Newman, A. (2008). Aggregating inconsistent information: ranking and clustering. Journal of the ACM (JACM), 55(5):23.
- [2] Amodio, S., D’Ambrosio, A., and Siciliano, R. (2016). Accurate algorithms for identifying the median ranking when dealing with weak and partial rankings under the kemeny axiomatic approach. European Journal of Operational Research, 249(2):667–676.
- [3] Bartholdi, J., Tovey, C. A., and Trick, M. A. (1989). Voting schemes for which it can be difficult to tell who won the election. Social Choice and Welfare, 6:157–165.
- [4] Basili, M. and Vannucci, S. (2015). Choice overload and height ranking of menus in partially-ordered sets. Entropy, 17(11):7584–7595.
- [5] Betzler, N., Bredereck, R., and Niedermeier, R. (2014). Theoretical and empirical evaluation of data reduction for exact Kemeny rank aggregation. Autonomous Agents and Multi-Agent Systems, 28(5):721–748.
- [6] Bogart, K. P. (1973). Preferences structures I: Distances between transitive preference relations. Journal of Mathematical Sociology, 3:49–67.
- [7] Bogart, K. P. (1975). Preference structures II: Distances between asymmetric relations. SIAM Journal on Applied Mathematics, 29(2):254–262.
- [8] Brandt, F., Conitzer, V., Endriss, U., Lang, J., and Procaccia, A. D. (2016). Handbook of computational social choice. Cambridge University Press.
- [9] Bruno, G. and Fiori, A. (2013). Microclan: Microarray clustering analysis. Journal of Parallel and Distributed Computing, 73(3):360–370.
- [10] Burkovski, A., Lausser, L., Kraus, J. M., and Kestler, H. A. (2014). Rank aggregation for candidate gene identification. In Data Analysis, Machine Learning and Knowledge Discovery, pages 285–293. Springer.

- [11] Cohen-Boulakia, S., Denise, A., and Hamel, S. (2011). Using medians to generate consensus rankings for biological data. In International Conference on Scientific and Statistical Database Management, pages 73–90. Springer.
- [12] Condorcet, M. (1785). Marquis de (1785). Essai sur l’application de l’analyse à la probabilité des décisions rendues à la pluralité des voix.
- [13] Contucci, P., Panizzi, E., Ricci-Tersenghi, F., and Sîrbu, A. (2016). Egalitarianism in the rank aggregation problem: a new dimension for democracy. Quality & Quantity, 50(3):1185–1200.
- [14] Cook, W. D. (2006). Distance-based and ad hoc consensus models in ordinal preference ranking. European Journal of Operational Research, 172(2):369–385.
- [15] Cook, W. D., Golany, B., Penn, M., and Raviv, T. (2007). Creating a consensus ranking of proposals from reviewers? partial ordinal rankings. Computers & Operations Research, 34(4):954–965.
- [16] Cook, W. D. and Kress, M. (1985). Ordinal ranking with intensity of preference. Management science, 31(1):26–32.
- [17] Cook, W. D., Kress, M., and Seiford, L. M. (1986). Information and preference in partial orders: a bimatrix representation. Psychometrika, 51:197–207.
- [18] Couso, I. and Dubois, D. (2014). Statistical reasoning with set-valued information: Ontic vs. epistemic views. International Journal of Approximate Reasoning, 55(7):1502–1518.
- [19] D’Ambrosio, A. and Heiser, W. J. (2016). A recursive partitioning method for the prediction of preference rankings based upon kemeny distances. Psychometrika, 81(3):774–794.
- [20] de Borda, J.-C. (1781). Mémoire sur les élections au scrutin, histoire de l’académie royale des sciences. Paris, France.

- [21] Doignon, J.-P., Pekeč, A., and Regenwetter, M. (2004). The repeated insertion model for rankings: Missing link between two subset choice models. Psychometrika, 69(1):33–54.
- [22] Dwork, C., Kumar, R., Naor, M., and Sivakumar, D. (2001). Rank aggregation methods for the web. In Proceedings of the 10th international conference on the World Wide Web, pages 613–622, New York, NY, USA. ACM.
- [23] Emond, E. J. and Mason, D. W. (2002). A new rank correlation coefficient with application to the consensus ranking problem. Journal of Multi-Criteria Decision Analysis, 11(1):17–28.
- [24] Fligner, M. A. and Verducci, J. S. (1986). Distance based ranking models. Journal of the Royal Statistical Society. Series B (Methodological), pages 359–369.
- [25] Fürnkranz, J. and Hüllermeier, E. (2003). Pairwise preference learning and ranking. In European conference on machine learning, pages 145–156. Springer.
- [26] Gross, O. A. (1962). Preferential arrangements. The American Mathematical Monthly, 69(1):4–8.
- [27] Grzegorzewski, P. (2004). On measuring association between preference systems. In Fuzzy Systems, 2004. Proceedings. 2004 IEEE International Conference on, volume 1, pages 133–137. IEEE.
- [28] Grzegorzewski, P. (2006). The coefficient of concordance for vague data. Computational Statistics & Data Analysis, 51(1):314–322.
- [29] Grzegorzewski, P. (2009). Kendalls correlation coefficient for vague preferences. Soft Computing, 13(11):1055–1061.
- [30] Grzegorzewski, P. and Lacka, H. (2015). Recommender systems and bowa operators. In Intelligent Systems’ 2014, pages 11–21. Springer.

- [31] Grzegorzewski, P. and Ziembinska, P. (2011). Spearman's rank correlation coefficient for vague preferences. In International Conference on Flexible Query Answering Systems, pages 342–353. Springer.
- [32] Hassanzadeh, F. F. and Milenkovic, O. (2014). An axiomatic approach to constructing distances for rank comparison and aggregation. IEEE Transactions on Information Theory, 60(10):6417–6439.
- [33] Heiser, W. J. and D'Ambrosio, A. (2013). Clustering and prediction of rankings within a kemeny distance framework. In Algorithms from and for Nature and Life, pages 19–31. Springer.
- [34] Hochbaum, D. S. and Levin, A. (2006). Methodologies and algorithms for group-rankings decision. Management Science, 52:1394–1408.
- [35] Hochbaum, D. S. and Levin, A. (2010). How to allocate review tasks for robust ranking. Acta informatica, 47(5-6):325–345.
- [36] Hüllermeier, E. and Fürnkranz, J. (2004). Comparison of ranking procedures in pairwise preference learning. In Proceedings of the 10th International Conference on Information Processing and Management of Uncertainty in Knowledge-Based Systems (IPMU-04), Perugia, Italy.
- [37] Jabeur, K., Martel, J.-M., and Khélifa, S. B. (2004). A distance-based collective preorder integrating the relative importance of the group's members. Group Decision and Negotiation, 13(4):327–349.
- [38] Kemeny, J. G. and Snell, L. J. (1962). Preference ranking: An axiomatic approach. In Mathematical Models in Social Science, pages 9–23. Ginn, Boston.
- [39] Kendall, M. G. (1938). A new measure of rank correlation. Biometrika, 30(1/2):81–93.
- [40] Kendall, M. G. (1948). Rank correlation methods.
- [41] Khelifa, S. B. and Martel, J.-M. (2001). A distance-based collective weak ordering. Group Decision and Negotiation, 10(4):317–329.

- [42] Kim, J., Park, E.-A., and Kim, H. (2016). Effect of Product Presentation Order and Purchase Quantity on Consumers' Additional Purchase Behavior. Social Behavior and Personality: an international journal, 44(2):283–297.
- [43] Kim, S. H. and Ahn, B. S. (1999). Interactive group decision making procedure under incomplete information. European Journal of Operational Research, 116(3):498–507.
- [44] Klementiev, A., Roth, D., and Small, K. (2008). Unsupervised rank aggregation with distance-based models. In Proceedings of the 25th international conference on Machine learning, pages 472–479. ACM.
- [45] Kochar, S. C. and Gupta, R. (1987). Competitors of the Kendall-tau test for testing independence against positive quadrant dependence. Biometrika, 74(3):664–666.
- [46] Lacka, H. and Grzegorzewski, P. (2014). On measuring association between groups of rankings in recommender systems. In International Conference on Artificial Intelligence and Soft Computing, pages 423–432. Springer.
- [47] Lehmann, E. L. (1966). Some concepts of dependence. The Annals of Mathematical Statistics, pages 1137–1153.
- [48] Lin, S. (2010a). Rank aggregation methods. Wiley Interdisciplinary Reviews: Computational Statistics, 2(5):555–570.
- [49] Lin, S. (2010b). Space oriented rank-based data integration. Statistical Applications in Genetics and Molecular Biology, 9(1).
- [50] Liu, H., Han, F., Yuan, M., Lafferty, J., and Wasserman, L. (2012). High-dimensional semiparametric gaussian copula graphical models. The Annals of Statistics, pages 2293–2326.
- [51] Lu, T. and Boutilier, C. (2014). Effective sampling and learning for mallows models with pairwise-preference data. Journal of Machine Learning Research, 15(1):3783–3829.

- [52] Luce, R. D. (1959). Individual Choice Behavior a Theoretical Analysis. John Wiley and sons.
- [53] Mallows, C. L. (1957). Non-null ranking models. i. Biometrika, 44(1/2):114–130.
- [54] Mamoulis, N., Yiu, M. L., Cheng, K. H., and Cheung, D. W. (2007). Efficient top-k aggregation of ranked inputs. ACM Transactions on Database Systems (TODS), 32(3):19.
- [55] Marden, J. I. (1996). Analyzing and modeling rank data. CRC Press.
- [56] Marden, J. I. (2014). Analyzing and modeling rank data. Chapman and Hall/CRC.
- [57] Mesiarova-Zemankova, A. and Ahmad, K. (2012). Multi-polar aggregation. In International Conference on Information Processing and Management of Uncertainty in Knowledge-Based Systems, pages 379–387. Springer.
- [58] Moreno-Centeno, E. and Escobedo, A. R. (2016). Axiomatic aggregation of incomplete rankings. IIE Transactions, 48(6):475–488.
- [59] Moreno-Centeno, E. and Karp, R. M. (2013). The implicit hitting set approach to solve combinatorial optimization problems with an application to multigenome alignment. Operations Research, 61(2):453–468.
- [60] Mukherjee, A., Liu, B., Wang, J., Glance, N., and Jindal, N. (2011). Detecting group review spam. In Proceedings of the 20th international conference companion on World wide web, pages 93–94. ACM.
- [61] Opara, K. R. and Hryniewicz, O. (2016). Computation of general correlation coefficients for interval data. International Journal of Approximate Reasoning, 73:56–75.
- [62] Plackett, R. L. (1975). The analysis of permutations. Applied Statistics, pages 193–202.

- [63] Roy, B. and Slowinski, R. (1993). Criterion of distance between technical programming and socio-economic priority. RAIRO-Operations Research, 27(1):45–60.
- [64] Saaty, T. L. and Ozdemir, M. S. (2003). Why the magic number seven plus or minus two. Mathematical and Computer Modelling, 38(3-4):233–244.
- [65] Sen, S., Barnhart, C., Birge, J. R., Boyd, E. A., Fu, M. C., Hochbaum, D. S., Morton, D. P., Nemhauser, G. L., Nelson, B. L., B., P. W., Shoemaker, C. A., Yao, D. D., and Zenios, S. A. (2014). Operations research – a catalyst for engineering grand challenges. Technical report, USC Viterbi School of Engineering. Sponsored by the National Science Foundation.
- [66] Slowinski, R. (2012). Fuzzy sets in decision analysis, operations research and statistics, volume 1. Springer Science & Business Media.
- [67] Yilmaz, E., Aslam, J. A., and Robertson, S. (2008). A new rank correlation coefficient for information retrieval. In Proceedings of the 31st annual international ACM SIGIR conference on Research and development in information retrieval, pages 587–594. ACM.
- [68] Yoo, Y. and Escobedo, A. R. (2018). A new binary programming formulation and social choice property for expediting the solution to kemeny ranking aggregation. preprint at http://www.optimization-online.org/DB_HTML/2018/11/6932.html.
- [69] Young, H. P. (1988). Condorcet’s theory of voting. American Political science review, 82(04):1231–1244.
- [70] Young, H. P. and Levenglick, A. (1978). A consistent extension of Condorcet’s election principle. SIAM Journal on applied Mathematics, 35(2):285–300.