

Reinforcement Learning-based Energy Trading for Microgrids

Liang Xiao*, Xingyu Xiao*, Canhuang Dai*, Mugen Peng[†], Lichun Wang[‡] and H. Vincent Poor[§],

* Dept. Communication Engineering, Xiamen University, China. Email: lxiao@xmu.edu.cn

[†] Dept. of Information and Communication Engineering, Beijing University of Posts and Telecommunications, China. Email: pmg@bupt.edu.cn

[‡] Dept. of Electrical and Computer Engineering, National Chiao Tung University, Hsinchu, Taiwan. Email: lichun@cc.nctu.tw

[§] Dept. of Electrical Engineering, Princeton University, Princeton, NJ. Email: poor@princeton.edu

Abstract—With the time-varying renewable energy generation and power demand, microgrids (MGs) exchange energy in smart grids to reduce their dependence on power plants. In this paper, we formulate an MG energy trading game, in which each MG trades energy according to the predicted renewable energy generation and local energy demand, the current battery level, and the energy trading history. The Nash equilibrium (NE) of the game is provided, revealing the conditions under which the local energy generation satisfies the energy demand of the MG and providing the performance bound of the energy trading scheme. We propose a reinforcement learning based MG energy trading scheme that applies the deep Q-network (DQN) to improve the utility of the MG for the case with a large number of the connected MGs. Simulations are performed for the MGs with wind generation that are aware of the electricity prices and the historic energy trading, showing that this scheme significantly reduces the average power plant schedules and improves the utility of the MG compared with the benchmark strategy.

Index Terms—Energy trading, game theory, reinforcement learning, smart grids, renewable energy generation.

I. INTRODUCTION

MICROGRIDS (MGs) as small-scale power supply networks consist of renewable energy generators (e.g., wind turbines and solar panels), local electrical consumers (e.g., air conditioners), and energy storage devices (e.g., batteries) [1]. Each MG can be aware of the local energy supply, the demand profile and the energy trading prices with the other MGs and the connecting power plant [2]. With time-varying renewable energy production and demand, an MG can sell its extra energy to the other MGs to reduce the dependence on the power plant and save the long-distant energy transmission loss [3].

Each MG can choose the intended amount of the trading energy with the connected MGs and the power plant based on its current battery level, the expected renewable energy generation such as the model proposed in [4], and the energy trading history, and then negotiate with the other MGs to determine the actual amount of the trading energy. In this paper, we formulate the interactions among the connected MGs and the power plant as an energy trading game. In this game, an MG has to make a tradeoff between the trading profit and the energy gain, following the local power demand. We provide the Nash equilibrium (NE) of the game to disclose

how the electricity price, the renewable power production, the local electricity demand, and the battery level impact on the energy trading, and the conditions under which the NE exists to show how an MG can rely on the local energy trading to satisfy the energy demand.

Reinforcement learning (RL) techniques such as Q-learning have been used to optimize the MG energy storage and generation [5]–[9]. The MG energy trading decision in the repeated game can be formulated as a Markov decision process (MDP), in which an MG is unaware of the battery levels, the energy generation and the energy demands of the other MGs. Therefore, an MG can apply Q-learning to choose the amount of energy bought or sold with the other MGs and the power plant without being aware of the energy generation and demand models of the other MGs. In this scheme, the decision is made according to the current state that consists of the predicted renewable power generation and energy demand, the current battery level, and the quality function or Q function for each state-strategy pair. Updated according to the iterative Bellman equation, the Q function provides the expected discounted long-term reward of an MG from an energy trading decision in a time slot.

To accelerate the learning speed of the Q-learning based scheme for the case that involves a large number of MGs and feasible trading strategies, we propose a deep Q-network (DQN) based MG energy trading scheme. As a deep reinforcement learning [10], DQN extracts features from the high-dimension state-action space in smart grids. This scheme exploits a deep convolutional neural network (CNN) to estimate the Q-value for each trading policy. Simulations are performed for the smart grid that consists of the MGs equipped with wind turbines, in which the wind speed and the electricity prices are retrieved from Hong Kong Observation and ISO New England, respectively, over time, for a given MG battery capacity. Simulation results show that the DQN-based scheme reduces the power plant schedules, and increases the average utility of MGs, compared with the Q-learning based scheme proposed in [11].

- The main contributions of this paper are listed as follows:
- We formulate an MG energy trading game with the MG energy trading decision made based on battery level, local demand, renewable energy generation model and energy

trading history. We provide the conditions under which an NE exists, showing how an MG can satisfy its local demand by the renewable energy generation of the local smart grid.

- We propose a DQN-based MG energy trading scheme in the dynamic game to reduce the dependence on power plants and increase the utility of the MG compared with the benchmark algorithm in [11].

The rest of this paper is organized as follows: We review the related work in Section II, and present the system model in Section III. We formulate an MG energy trading game in Section IV and propose a DQN-based energy trading scheme in Section V. We provide simulation results in Section VI and conclude this work in Section VII.

II. RELATED WORK

Energy trading has attracted significant research attention recently [12]–[15], and game theory is a powerful tool to study the energy exchange in [4], [16]–[25]. For example, the MG energy exchange is formulated in [4] as a Nash bargaining game, in which the microgrids cooperatively decide the trading amounts and the prices in the smart grid. The MG energy trading game based on coalitional game theory in [16] aims to reduce the long-distant transmission loss. The auction mechanism can help motivate microgrids to participate in the energy trading, including the randomized auction based scheme as designed in [17] and the double-auction based market as developed in [18]. The prospect theory based MG energy exchange game as formulated in [19] analyzes the subjectivity decision of end-users in the energy exchange under uncertain energy production and demand with dynamic prices. The energy cheating attack in the energy exchange game can be suppressed by the reputation mechanism and the indirect reciprocity principle [20].

Reinforcement learning techniques have been used to optimize the energy storage and generation [5]–[9]. For example, the Q-learning based storage control scheme has been applied in [5] to improve the system efficiency of a heterogeneous smart grid with multiple battery types. The RL-based energy generation scheme in [6] considers a two-layer Markov model and chooses whether to participate in the next day power generation to improve the day-ahead and real-time reliability. The Q-learning based pricing scheme as presented in [7] can encourage customers to use electricity more efficiently.

A hotbooting Q-learning based energy trade as presented in [11] improves the utility of the MG and reduces the long-distant power transmission loss in the dynamic energy trading game. Compared with our previous work in [11], we formulate a stochastic MG energy trading game by considering the estimation error of the renewable energy generation and propose a DQN-based energy trading strategy to improve the trading performance for the case that involves a large number of MGs. Simulations are performed for smart grids according to the energy generation and demand data collected from practical energy systems.

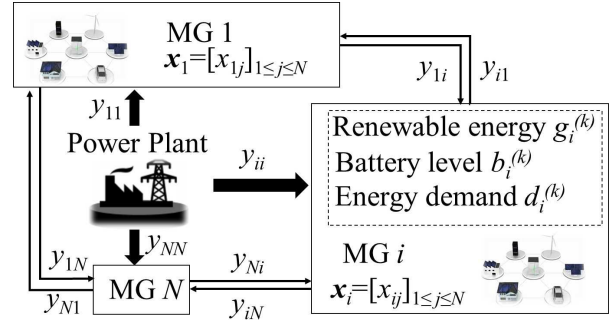


Fig. 1: Energy trading in a smart grid consisting of N connected MGs and a power plant, where MG i that determines its energy trading intention x_i buys or sells $|y_{ij}|$ amounts of energy with MG j or the power plant.

III. SYSTEM MODEL

We consider N MGs that are connected with each other and a power plant. Each MG is equipped with renewable power generators, active loads, electricity storage devices, and the power transmission lines connecting with the other MGs and the power plant, as shown in Fig. 1. The time horizon of each day is divided into T equal time slots, with each time slot lasts $24/T$ hours. A microgrid can receive energy from the other microgrids, the power plant, and the local energy generators that exploit wind, photovoltaic, biomass, and tidal energy, and can observe the battery level, the energy trading prices, and its current energy production and energy demand in the energy trading game.

The renewable energy generator such as the wind turbine supplies local-independent, intermittent and time-varying energy. The amount of the renewable energy generated by MG i at time k denoted by $g_i^{(k)}$ can be estimated via the power generation history and the modeling method such as [4]. The estimated amount of the generated power is denoted by $\hat{g}_i^{(k)}$.

The amount of energy that MG i intends to sell to (or buy from) MG j before the bargaining is denoted by $x_{ij}^{(k)}$, and that to trade with the power plant is denoted by $x_{ii}^{(k)}$. If $x_{ij}^{(k)} < 0$, MG i intends to sell its extra energy to MG j or the power plant. If $x_{ij}^{(k)} > 0$, MG i aims to buy energy. The trading strategy of MG i at time k is denoted by $x_i^{(k)} = [x_{ij}^{(k)}]_{1 \leq j \leq N} \in \mathbf{X}$, where \mathbf{X} is the MG action set.

As two MGs usually contradicts in the energy trading decisions, e.g., $x_{ij}^{(k)} x_{ji}^{(k)} > 0$, energy trading bargaining has to be made and the resulting MG trading strategy is denoted by $y_i^{(k)} = [y_{ij}^{(k)}]_{1 \leq j \leq N}$, where $y_{ij}^{(k)}$ (or $y_{ji}^{(k)}$) denotes the amount of the energy actually trades with MG j (or the power plant). MG i purchases energy if $y_{ij}^{(k)} > 0$ and sells energy if $y_{ij}^{(k)} < 0$. We assume that $|y_{ij}^{(k)}| \leq C$, where C is the maximum amount of the MG energy exchange between two MGs. Time index k is omitted, if no confusion incurs. The actual energy trading between MG i and MG j after the

bargaining depends on their trading intentions as follows,

$$y_{ij} = \begin{cases} \max(x_{ij}, -x_{ji}), & \text{if } x_{ij} < 0, x_{ji} > 0, \forall i \neq j \\ \min(x_{ij}, -x_{ji}), & \text{if } x_{ij} > 0, x_{ji} < 0, \forall i \neq j \\ \sum_{1 \leq j \leq N} x_{ij} - \sum_{1 \leq i \neq j \leq N} y_{ij}, & \text{if } \forall i = j \\ 0, & \text{o.w.} \end{cases} \quad (1)$$

It is clear that $y_{ij} + y_{ji} = 0, \forall i \neq j$.

Each MG has energy storage devices such as batteries to charge energy under low load and discharge under high load. The battery level of MG i , denoted by $b_i^{(k)}$ is limited by the storage capacity denoted by B , with $0 < b_i^{(k)} \leq B$. According to the demand record at the same time in history, MG i estimates the amount of the energy demand at time k denoted by $\hat{d}_i^{(k)}$, with $0 \leq \hat{d}_i^{(k)} \leq D_i$, where D_i is the peak energy demand of MG i . The actual amount of the energy demand is denoted by $d_i^{(k)}$. Based on the energy trading, the local energy generation, and the energy demand, the battery level of MG i in a smart grid with N MGs is given by

$$b_i^{(k+1)} = b_i^{(k)} + g_i^{(k)} - d_i^{(k)} + \sum_{j=1}^N y_{ij}^{(k)}. \quad (2)$$

The energy gain of MG i , denoted by $G_i(b)$, is defined as the benefit that the MG obtains from battery level b . It is obvious that the energy gain is nondecreasing with b , and $G(0) = 0$. Note that the logarithmic function is widely used in economics to model the preference ordering of users and decision making process [25]. Therefore, we assume that

$$G_i(b) = \beta_i \ln(1 + b), \quad (3)$$

where the positive coefficient β_i represents the importance for MG i to satisfy the energy demand of the consumers.

To encourage the energy exchange among the MGs, the local market provides a higher selling price for the MG trading denoted by $\rho_-^{(k)}$ and a lower buying price denoted by $\rho_+^{(k)}$, compared with the prices offered by the power plant that are denoted by $\xi_-^{(k)}$ and $\xi_+^{(k)}$, respectively, i.e., $\rho_-^{(k)} > \xi_-^{(k)}$ and $\rho_+^{(k)} < \xi_+^{(k)}$. For simplicity, we define the energy price vector $\boldsymbol{\rho}^{(k)} = [\rho_-^{(k)}, \rho_+^{(k)}, \xi_-^{(k)}, \xi_+^{(k)}]$.

IV. STOCHASTIC ENERGY TRADING GAME

The MG energy trading in a smart grid with N connected MGs and a power plant can be formulated as an energy trading game consisting of N players. Each MG chooses the amount of energy to sell to or purchase from the other MGs and the power plant, $\mathbf{x}_i \in \mathbf{X}$ based on the current battery level, the predicted energy generation model and the local power demand. The actual trading energy scheme of MG i , (\mathbf{y}_i) results from the negotiation based on the energy trading intention of all the N MGs.

The utility of MG i at time k , denoted by $u_i^{(k)}$, depends on the energy gain and the trading profit. Let \mathbf{y} be the actual energy trading scheme of N MGs after negotiation and $\mathbf{I}(\cdot)$

be an indicator function that equals 1 if the argument is true and 0 otherwise. We assume that

$$u_i^{(k)}(\mathbf{y}) = \beta \ln \left(1 + b_i^{(k)} + g_i^{(k)} - d_i^{(k)} + \sum_{j=1}^N y_j \right) - \sum_{j \neq i}^N y_j \left(\mathbf{I}(y_j \leq 0) \rho_-^{(k)} + \mathbf{I}(y_j > 0) \rho_+^{(k)} \right) - y_i \left(\mathbf{I}(y_i \leq 0) \xi_-^{(k)} + \mathbf{I}(y_i > 0) \xi_+^{(k)} \right). \quad (4)$$

The first term in the right-hand-side (RHS) of (4) is the energy gain, the second term is the trading profit or payment from other MGs, and the third term corresponds to that with the power plant.

In this work, we assume equal energy selling and buying prices among the MGs, i.e., $\rho_- = \rho_+ = \rho$, and that the selling price is lower than the buying price with the power plant are $\xi_- = \rho(1 - \varepsilon)$ and $\xi_+ = \rho(1 + \varepsilon)$, where ε is the buying/selling price ration, with $0 < \varepsilon < 1$. In this case, we have

$$\boldsymbol{\rho} = [\rho, \rho, \rho(1 - \varepsilon), \rho(1 + \varepsilon)]. \quad (5)$$

Denote the NE of the energy trading game with $N = 3$ MGs by $[\mathbf{x}_i^*]_{1 \leq i \leq N} = [x_{ij}^*]_{1 \leq j \leq N}$. By definition, each MG chooses its energy trading strategy at the NE state to maximize its own utility, if the other MGs apply the NE strategy. Therefore, for any $\mathbf{x}_i \in \mathbf{X}$, we have

$$u_1(\mathbf{x}_1^*, \mathbf{x}_2^*, \mathbf{x}_3^*) \geq u_1(\mathbf{x}_1, \mathbf{x}_2^*, \mathbf{x}_3^*) \quad (6)$$

$$u_2(\mathbf{x}_1^*, \mathbf{x}_2^*, \mathbf{x}_3^*) \geq u_2(\mathbf{x}_1^*, \mathbf{x}_2, \mathbf{x}_3^*) \quad (7)$$

$$u_3(\mathbf{x}_1^*, \mathbf{x}_2^*, \mathbf{x}_3^*) \geq u_3(\mathbf{x}_1^*, \mathbf{x}_2^*, \mathbf{x}_3) \quad (8)$$

We first evaluate the NE of the static energy trading game with $N = 3$ microgrids that are connected to a power plant.

Theorem 1: The energy trading game with $N = 3$ has an NE given by

$$\mathbf{x}_1^* = \left[\frac{\beta(3 - 2\varepsilon)}{\rho(1 - \varepsilon)} - 3 - \sum_{i=1}^3 (b_i^{(k)} + g_i^{(k)} - d_i^{(k)}), \frac{\beta}{\rho} - 1 - b_1^{(k)} - g_1^{(k)} + d_1^{(k)}, \frac{\beta}{\rho} - 1 - b_1^{(k)} - g_1^{(k)} + d_1^{(k)} \right] \quad (9)$$

$$\mathbf{x}_2^* = \left[\frac{\beta}{\rho} - 1 - b_2^{(k)} - g_2^{(k)} + d_2^{(k)}, 0, 0 \right] \quad (10)$$

$$\mathbf{x}_3^* = \left[\frac{\beta}{\rho} - 1 - b_3^{(k)} - g_3^{(k)} + d_3^{(k)}, 0, 0 \right] \quad (11)$$

if

$$\frac{1 - \varepsilon}{3 - 2\varepsilon} \left(3 + \sum_{i=1}^3 (b_i^{(k)} + g_i^{(k)} - d_i^{(k)}) \right) > \frac{\beta}{\rho} > 1 + \max_{i=2,3} (b_i^{(k)} + g_i^{(k)} - d_i^{(k)}). \quad (12)$$

Proof 1: If (12) holds, we have

$$u_1^{(k)}(\mathbf{x}_1, \mathbf{x}_2, \mathbf{x}_3) = \beta \ln \left(1 + b_1^{(k)} + g_1^{(k)} - d_1^{(k)} + x_{11} + \max(x_{12}, -x_{21}) + \max(x_{13}, -x_{31}) \right) - \rho(1 - \varepsilon)x_{11} - \rho(\max(x_{12}, -x_{21}) + \max(x_{13}, -x_{31})). \quad (13)$$

If (10) and (11) hold, we have

$$u_1^{(k)}(\mathbf{x}_1, \mathbf{x}_2^*, \mathbf{x}_3^*) = \beta \ln \left(1 + b_1^{(k)} + g_1^{(k)} - d_1^{(k)} + x_{11} + x_{21}^* + x_{31}^* \right) - \rho(1 - \varepsilon)x_{11} + \rho(x_{21}^* + x_{31}^*), \quad (14)$$

and then

$$\frac{\partial^2 u_1^{(k)}(\mathbf{x}_1, \mathbf{x}_2^*, \mathbf{x}_3^*)}{\partial x_1^2} \geq 0, \quad (15)$$

indicating that as $\partial u_1^{(k)}(\mathbf{x}_1, \mathbf{x}_2^*, \mathbf{x}_3^*) / \partial x_1 = 0$,

$$u_1^{(k)}(\mathbf{x}_1, \mathbf{x}_2^*, \mathbf{x}_3^*) \leq u_1^{(k)}(\mathbf{x}_1^*, \mathbf{x}_2^*, \mathbf{x}_3^*). \quad (16)$$

Thus, (9) holds for (6). Similarly, we can prove that (7) and (8) hold indicating that (9)-(11) is the NE of the game.

Corollary 1: If (12) holds, the actual amounts of the energy that MG 1 sells to the power plant and the other 2 MGs are $\beta(3 - 2\varepsilon)/\rho(1 - \varepsilon) - 3 - \sum_{i=1}^3 (b_i^{(k)} + g_i^{(k)} - d_i^{(k)})$, $-\beta/\rho + 1 + b_2^{(k)} + g_2^{(k)} - d_2^{(k)}$, and $-\beta/\rho + 1 + b_3^{(k)} + g_3^{(k)} - d_3^{(k)}$, respectively.

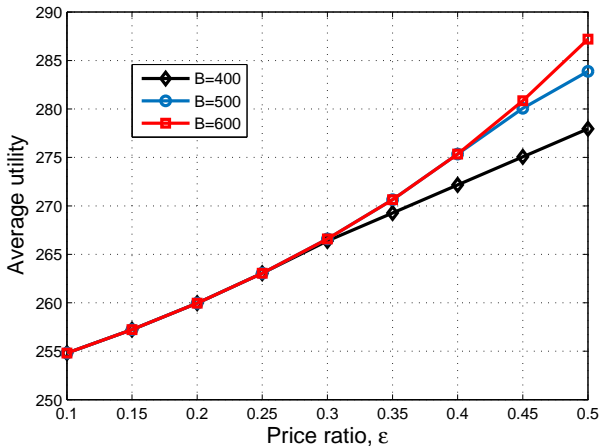


Fig. 2: Average utility of an MG in the energy trading game consisting of three MGs, with $\beta = 120$.

As shown in Fig. 2, the average utility of an MG increases with the battery capacity and the power selling/buying price ratio, because the MG can store more electricity in the off-peak time to improve the profit in the trading.

We now consider a stochastic game denoted by \mathbb{G} , in which the MGs estimate the amount of the renewable energy generated in the time slot and the maximum estimation error denoted by $\Delta^{(k)}$ follows the distribution denoted by f given

by

$$f(g) = \begin{cases} P, & g = \hat{g} \\ (1 - P)/2, & g = \hat{g} - \Delta \text{ or } \hat{g} + \Delta \\ 0, & \text{o.w.} \end{cases} \quad (17)$$

In other words, the probability of an accurate estimation of the renewable energy generation is P , and the MG has an estimation error $\pm\Delta$ with probability $(1 - P)/2$, where P denotes the estimation accuracy.

Lemma 1: The stochastic energy trading game \mathbb{G} has an NE given by

$$\begin{aligned} \mathbf{x}_1^* = & \left[\frac{3P(1 - \varepsilon)}{2\beta(1 - P)} - \frac{1}{1 - P} \left(P^2 - P + \frac{\rho^2(1 - \varepsilon)^2}{4\beta^2} \right)^{1/2} \right. \\ & - 3 - \sum_{1 \leq i \leq 3} \left(b_i^{(k)} + g_i^{(k)} - d_i^{(k)} \right), d_1^{(k)} - b_1^{(k)} \\ & - 1 - g_1^{(k)} + \frac{1}{1 - P} \left(\left(P^2 - P + \frac{\rho^2}{4\beta} \right)^{1/2} + \frac{\rho}{2\beta} \right), \\ & \left. \frac{1}{P - 1} \left(\left(P^2 - P + \frac{\rho^2}{4\beta} \right)^{1/2} - \frac{\rho}{2\beta} \right) - 1 - b_1^{(k)} \right. \\ & \left. - g_1^{(k)} + d_1^{(k)} \right] \end{aligned} \quad (18)$$

$$\begin{aligned} \mathbf{x}_i^* = & \left[\frac{1}{1 - P} \left(\left(P^2 - P + \frac{\rho^2}{4\beta^2} \right)^{1/2} + \frac{\rho}{2\beta} \right) \right. \\ & \left. - 1 - b_i^{(k)} - g_i^{(k)} + d_i^{(k)}, 0, 0 \right], i = 2, 3, \end{aligned} \quad (19)$$

if

$$\begin{aligned} & \frac{3P(1 - \varepsilon)}{2\beta} - \left(P^2 - P + \frac{\rho^2(1 - \varepsilon)^2}{4\beta^2} \right)^{1/2} \\ & \leq (1 - P) \left(3 + \sum_{1 \leq i \leq 3} \left(b_i^{(k)} + g_i^{(k)} - d_i^{(k)} \right) \right) \end{aligned} \quad (20)$$

$$\begin{aligned} & \left(P^2 - P + \frac{\rho^2}{4\beta^2} \right)^{1/2} + \frac{\rho}{2\beta} > \\ & (1 - P) \left(1 + \max_{i=2,3} \left(b_i^{(k)} + g_i^{(k)} - d_i^{(k)} \right) \right). \end{aligned} \quad (21)$$

Proof 2: Similar with that to Theorem 1.

V. DQN-BASED ENERGY TRADING SCHEME

The MG trading decision in a dynamic energy trading game \mathbb{G} can be formulated as a Markov decision process, in which MG i decides the intended amount of the trading energy denoted by $\mathbf{x}_i^{(k)} = [x_{ij}^{(k)}]_{1 \leq j \leq N}$, and exchanges such information with the neighboring $N - 1$ MGs. Therefore, we propose a DQN-based energy trading scheme that uses CNN as a nonlinear function approximator to estimate the quality or

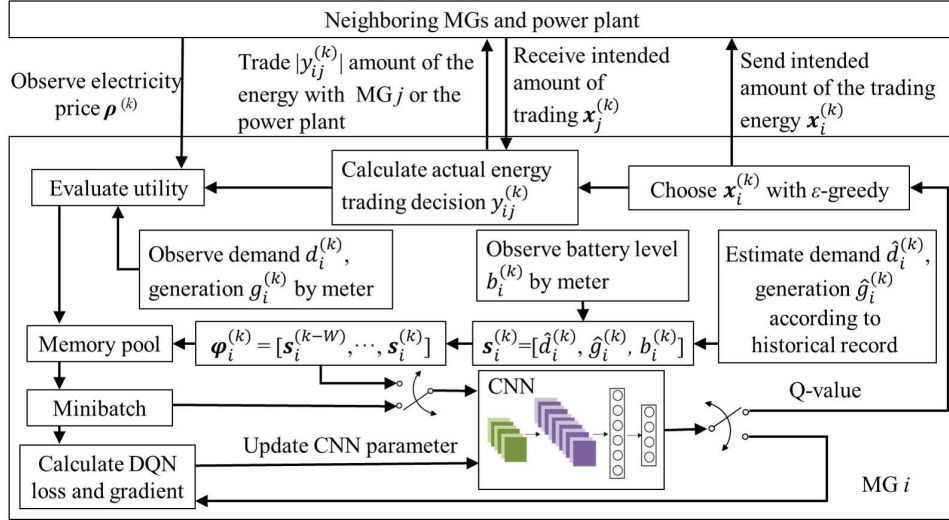


Fig. 3: DQN-based MG energy trading scheme.

Q value of each feasible energy trading policy and compress the state space of the MG.

In each time slot, according to the generation model and historical record, MG i can estimate the local energy demand $\hat{d}_i^{(k)}$ and the renewable energy generation $\hat{g}_i^{(k)}$, and observe the current battery level $b_i^{(k)}$, which are used to formulate the state denoted by $s_i^{(k)}$, with $s_i^{(k)} = [\hat{d}_i^{(k)}, \hat{g}_i^{(k)}, b_i^{(k)}]$. The experience sequence at time k , denoted by $\varphi_i^{(k)}$ consists of the current state $s_i^{(k)}$, and the previous W state-action pairs, with $\varphi_i^{(k)} = (s_i^{(k-W)}, x_i^{(k-W)}, \dots, x_i^{(k-1)}, s_i^{(k)})$.

MG i chooses the energy trading strategy $x_i^{(k)}$ in first W time slots at random, and reshapes the state sequence $\varphi_i^{(k)}$ afterwards into a square matrix. The matrix is the input of the CNN with weights denoted by $\theta_i^{(k)}$. As shown in Fig. 3, the CNN consists of two convolutional (Conv) layers and two fully connected (FC) layers. Similar to [10], the first Conv layer includes $n^{[1]}$ filters, each with size $f^{[1]} \times f^{[1]}$ and stride $s^{[1]}$, and uses a rectified linear units (ReLU) as an activation function. The second Conv layer involves $n^{[2]}$ filters, each with $f^{[2]} \times f^{[2]}$ and stride $s^{[2]}$, again followed by a ReLU. The outputs of Conv 2 are input to two FC layers, which use $n^{[3]}$ and $|X|^N$ rectified linear units respectively, where $|X|^N$ is the number of feasible trading actions for MG i . The output of the CNN denoted by $Q(\varphi_i^{(k)}, x; \theta_i^{(k)})$ is the estimated Q-value for the $|X|^N$ trading actions.

According to the ϵ -greedy algorithm by which the scheme can avoid staying in the local optimum, the MG i chooses the “optimal” strategy as the intended amount of the trading energy, $x_i^{(k)} = [x_{ij}^{(k)}]_{1 \leq i \leq N}$, that maximizes the Q-value with a high probability $1 - \epsilon$, and another strategy with a low probability $\epsilon/(|X|^N - 1)$, i. e.,

$$\Pr(x^{(k)}) = \begin{cases} 1 - \epsilon, & x^{(k)} = \arg \max_{x' \in X} Q(\varphi_i^{(k)}, x') \\ \frac{\epsilon}{|X|^N - 1}, & \text{o.w.} \end{cases} \quad (22)$$

The MGs exchange their decision $x_j^{(k)}$ with $1 \leq j \leq N$ to calculate the actual amount for the energy trading $y_i^{(k)}$ via Eq. (1). If $y_{ij} > 0$ (or $y_{ii} > 0$), MG i purchases y_{ij} amount of energy from MG j (or the power plant), otherwise, sells $-y_{ij}$ amount of energy.

After the energy trade, MG i observes the actual energy generation $g_i^{(k)}$, local demand $d_i^{(k)}$ and the energy trading price $\rho^{(k)}$ to evaluate the utility $u_i^{(k)}$ via Eq. (4).

The DQN-based energy trading scheme stores such energy trading experience of MG i denoted by $e_i^{(k)} = (\varphi_i^{(k)}, x_i^{(k)}, u_i^{(k)}, \varphi_i^{(k+1)})$ in the replay memory pool denoted by $\mathcal{D} = \{e_i^{(1)}, \dots, e_i^{(k)}\}$. According to the experience replay, MG i randomly chooses M experience sequences from \mathcal{D} , denoted by $\mathcal{M} = \{e^{(m)}\}_{m \in \{1, \dots, M\}}$, where M is the size of the minibatch. The loss function on the minibatch, i.e., the mean-squared error of the target optimal Q-value, denoted by $L(\theta_i^{(k)})$ is given by

$$L(\theta_i^{(k)}) = \mathbb{E}_{\mathcal{M}} \left[\left(u_i + \gamma \max_{x' \in X} Q(\varphi'_i, x'; \theta_i^{(k-1)}) - Q(\varphi_i, x; \theta_i^{(k)}) \right)^2 \right], \quad (23)$$

where φ'_i is the next state sequence, and the discount factor $\gamma \in [0, 1]$ represents the uncertainty of the future utility. According to the minibatch gradient descent algorithm given by [10], the CNN weights $\theta_i^{(k)}$ is updated by minimizing the loss function $L(\theta_i^{(k)})$, as summarized in Algorithm 1.

VI. SIMULATION RESULTS

We evaluate the performance of the energy trading strategy in the smart grid consisting of three interconnected MGs and a power plant. The simulations are based on the historical wind speed data collected by Hong Kong Observation, as shown in

Algorithm 1: DQN-based energy trading strategy

```

1 Initialize  $\alpha, \gamma, W, \theta^{(1)}$ , and  $\mathcal{D} = \emptyset$ 
2 for  $k = 1, 2, \dots$  do
3   Estimate energy generation  $\hat{g}_i^{(k)}$  and demand  $\hat{d}_i^{(k)}$ 
4   Observe battery level  $b_i^{(k)}$ 
5    $\mathbf{s}_i^{(k)} = [\hat{d}_i^{(k)}, \hat{g}_i^{(k)}, b_i^{(k)}]$ 
6   if  $k \leq W$  then
7     Choose  $\mathbf{x}_i^{(k)} \in \mathbf{X}^N$  at random
8   else
9     Form experience sequence
10     $\varphi_i^{(k)} = (\mathbf{s}_i^{(k-W)}, \mathbf{s}_i^{(k-W+1)}, \dots, \mathbf{s}_i^{(k)})$ 
11    Input  $\varphi_i^{(k)}$  to the CNN with weights  $\theta^{(k)}$ 
12    Obtain the CNN outputs of  $\varphi_i^{(k)}$ ,
13     $Q(\varphi_i^{(k)}, \mathbf{x}; \theta_i^{(k)})$ 
14    Choose  $\mathbf{x}_i^{(k)}$  via (22)
15   end
16   Send the intended amount of the energy trading  $\mathbf{x}_i^{(k)}$ 
17   for  $j = 1, 2, \dots, N$  do
18     Receive the intended amount of the energy
19     trading from the neighboring MGs  $\mathbf{x}_{ij}^{(k)}$ 
20     Calculate  $y_{ij}^{(k)}$  via (1)
21     if  $j \neq i$  then
22       if  $y_{ij}^{(k)} < 0$  then
23         Sell  $-y_{ij}^{(k)}$  amount of the energy to MG  $j$ 
24       else
25         Purchase  $y_{ij}^{(k)}$  amount of the energy from
26         MG  $j$ 
27       end
28     else
29       if  $y_{ii}^{(k)} < 0$  then
30         Sell  $-y_{ii}^{(k)}$  amount of the energy to the
31         power plant
32       else
33         Purchase  $y_{ii}^{(k)}$  amount of the energy from
34         the power plant
35       end
36     end
37   end
38   Observe actual generation  $g_i^{(k)}$ , actual demand  $d_i^{(k)}$ 
39   Observe the electricity price  $\rho^{(k)}$ 
40   Evaluate  $u_i^{(k)}$  via (4)
41    $\mathcal{D} \leftarrow \mathcal{D} \cup e^{(k)}$ 
42   Select  $M$  experience sequences from  $\mathcal{D}$  at random
43   forming  $\mathcal{M}$ 
44   Calculate  $L(\theta^{(k)})$  via (23)
45   Update the CNN weights with  $\theta^{(k)}$  by minibatch
46   gradient descent
47 end

```

Fig. 4(a), in which each MG applies the wind power generation model in [26] to predict the renewable power generation in

each hour. In the simulations, the daily power demand of each

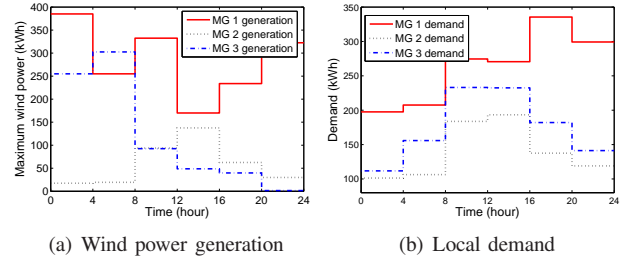


Fig. 4: Supply and demand profiles of MG 1, MG 2 and MG 3.

MG is modeled based on the real historical records published in [4], as shown in Fig. 4(b), and the MG electricity trading prices follow the ISO New England record in [27], with the MG energy trading price changing over time between 0.19 to 0.44 HKD/kWh. The parameters of the DQN-based energy trading strategy are listed in Table I with $\beta = 120$ and $T = 6$. The hotbooting Q-learning based trading scheme in [11] are evaluated in the simulations as a benchmark.

Layer	Conv 1	Conv 2	FC 1	FC 2
Input	6×6	$4 \times 4 \times 20$	360	180
Filter size	3×3	2×2	/	/
Stride	1	1	/	/
# filters	20	40	180	$ X ^N$
Activation	ReLU	ReLU	ReLU	/
Output	$4 \times 4 \times 20$	$3 \times 3 \times 40$	180	$ X ^N$

TABLE I: CNN ARCHITECTURE PARAMETERS

As shown in Fig. 5, the DQN-based energy trading scheme reduces the dependence on the power plant compared with hotbooting Q. For example, the power plant schedule of the DQN-based strategy is 24% lower at the night time (8:00 pm-12:00 pm), compared with the benchmark scheme. The amount of the trading energy with the power plant decreases with the battery capacity, as MGs can save more energy at the low electricity price and discharge the extra energy to support other MGs at the peak load time. For example, this strategy decreases the average power plant schedule from 83 kWh to 96 kWh as the battery capacity increases from 400 to 600 kWh. The power plant schedule with 600kWh capacity is 25% lower than the benchmark scheme, as shown in Fig. 5(b). As shown in Fig. 5(c), the power plant schedule decreases with the price ratio. For example, this strategy reduces the power plant schedule by 24% as the price ratio increases from 0.1 to 0.5.

The DQN-based trading strategy improves the utilization of local renewable energy and increases the average utility of MGs, as shown in Fig. 6. For instance, this scheme increases the average utility by 29.7% compared with the benchmark scheme during 00:00 am-04:00 am. If the battery capacity changes from 400 kWh to 600 kWh, the average utility of MGs increases by 22.8%, which is 21.9% higher than the benchmark strategy. Finally, this strategy increases the average

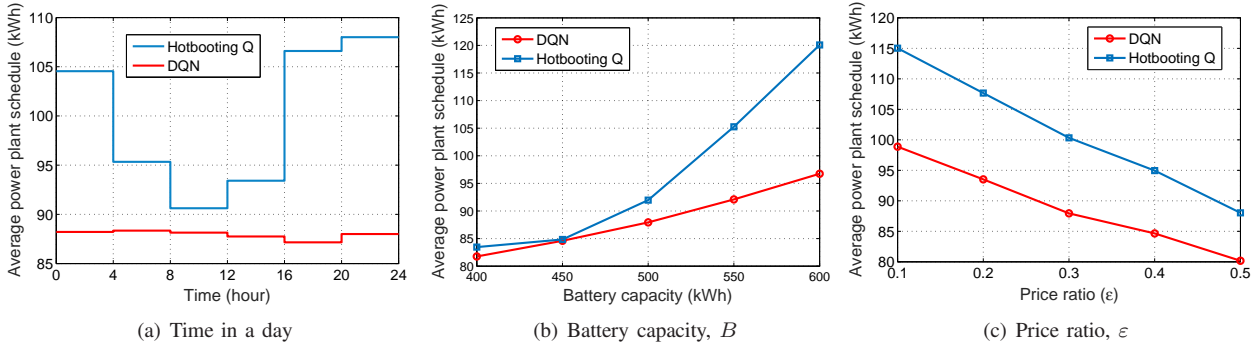


Fig. 5: Average amount with the power plant.

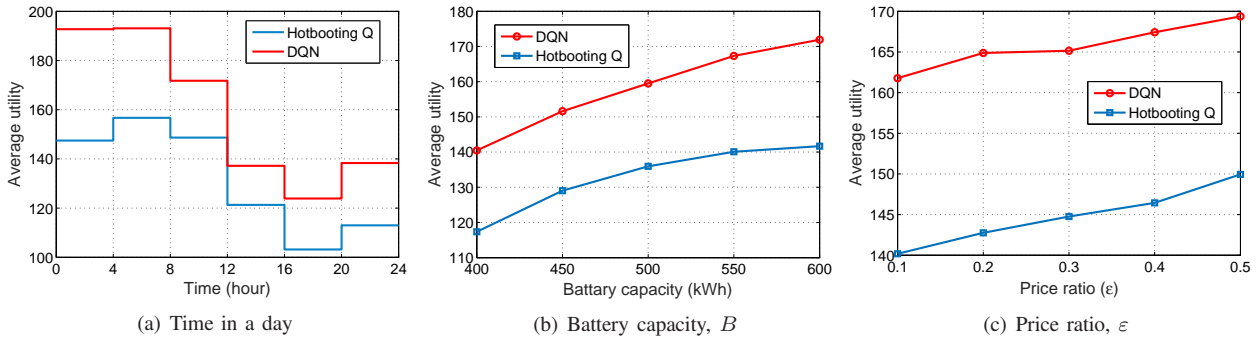


Fig. 6: Average utility of an MG in a smart grid consisting of three MGs, with $\beta = 120$.

utility from 162 to 169 as the price ratio 0.1 to 0.5, and the price ratio is 0.5, which is 13% higher than that of the benchmark scheme.

VII. CONCLUSION

In this paper, we have formulated an MG energy trading game for smart grids and provided the NE of the game, disclosing the conditions under which a smart grid trade uses the renewable power generation of the MGs to satisfy the local power demand. We have proposed a DQN-based energy trading strategy to achieve the optimal energy trading policy in the dynamic game without aware of the energy generation and local demand models of the other MGs. Simulations based on realistic power generation and demand data demonstrate the effectiveness of this scheme, showing that this scheme can reduce the power plant schedule by 12.7% and improve the utility of MGs by 22.3%, compared with the benchmark strategy.

REFERENCES

- [1] S. M. Amin and B. F. Wollenberg, "Toward a smart grid: Power delivery for the 21st century," *IEEE Power Energy Mag.*, vol. 3, no. 5, pp. 34–41, Sep. 2005.
- [2] H. Farhangi, "The path of the smart grid," *IEEE Power Energy Mag.*, vol. 8, no. 1, pp. 18–28, Feb. 2010.
- [3] N. Hatzigiorgiou, H. Asano, R. Iravani, and C. Marnay, "Microgrids," *IEEE Power Energy Mag.*, vol. 5, no. 4, pp. 78–94, July 2007.
- [4] H. Wang and J. Huang, "Incentivizing energy trading for interconnected microgrids," *IEEE Trans. Smart Grid*, 2016, in press.
- [5] X. Qiu, T. A. Nguyen, and M. L. Crow, "Heterogeneous energy storage optimization for microgrids," *IEEE Trans. Smart Grid*, vol. 7, no. 3, pp. 1453–1461, May 2016.
- [6] G. Dalal, E. Gilboa, and S. Mannor, "Hierarchical decision making in electricity grid management," in *Proc. Int. Conf. Mach. Learning*, pp. 2197–2206, New York, Mar. 2016.
- [7] B.-G. Kim, Y. Zhang, and M. e. a. van der Schaar, "Dynamic pricing and energy consumption scheduling with reinforcement learning," *IEEE Trans. Smart Grid*, vol. 7, no. 5, pp. 2187–2198, Nov. 2016.
- [8] Y. Xu, W. Zhang, and W. e. a. Liu, "Multiagent-based reinforcement learning for optimal reactive power dispatch," *Trans. Syst., Man, Cybern.*, vol. 42, no. 6, pp. 1742–1751, Dec. 2012.
- [9] C. Guan, Y. Wang, X. Lin, S. Nazarian, and M. Pedram, "Reinforcement learning-based control of residential energy storage systems for electric bill minimization," in *Consumer Commun. Netw. Conf. (CCNC), IEEE*, pp. 637–642, Las Vegas, NV, Jan. 2015.
- [10] V. Mnih, K. Kavukcuoglu, and D. e. a. Silver, "Human-level control through deep reinforcement learning," *Nature*, vol. 518, no. 7540, pp. 529–533, Jan. 2015.
- [11] X. Xiao, C. Dai, Y. li, C. Zhou, and L. Xiao, "Energy trading game for microgrids using reinforcement learning," in *Proc. EAI Int. Conf. Game Theory Network*, Knoxville, TN, May 2017.
- [12] M. Zachar and P. Daoutidis, "Microgrid/macrogrid energy exchange: A novel market structure and stochastic scheduling," *IEEE Trans. Smart Grid*, vol. 8, no. 1, pp. 178–189, 2017.
- [13] D. Wang, X. Guan, J. Wu, P. Li, P. Zan, and H. Xu, "Integrated energy exchange scheduling for multimicrogrid system with electric vehicles," *IEEE Trans. Smart Grid*, vol. 7, no. 4, pp. 1762–1774, 2016.
- [14] A. Werth, N. Kitamura, and K. Tanaka, "Conceptual study for open energy systems: Distributed energy network using interconnected dc nanogrids," *IEEE Trans. Smart Grid*, vol. 6, no. 4, pp. 1621–1630, July 2015.
- [15] E. Kuznetsova, Y.-F. Li, C. Ruiz, and E. Zio, "An integrated framework of agent-based modelling and robust optimization for microgrid energy management," *Applied Energy*, vol. 129, pp. 70–88, Spt. 2014.
- [16] S. Chakraborty, S. Nakamura, and T. Okabe, "Real-time energy exchange strategy of optimally cooperative microgrids for scale-flexible

- distribution system,” *Expert Syst. Appl.*, vol. 42, no. 10, pp. 4643–4652, June 2015.
- [17] L. Zhang, Z. Li, and C. Wu, “Randomized auction design for electricity markets between grids and microgrids,” *Acm Sigmetrics Performance Evaluation Rev.*, vol. 42, no. 1, pp. 99–110, June 2014.
- [18] Y. Wang, W. Saad, and Z. e. a. Han, “A game-theoretic approach to energy trading in the smart grid,” *IEEE Trans. Smart Grid*, vol. 5, no. 3, pp. 1439–1450, May 2014.
- [19] L. Xiao, N. B. Mandayam, and H. V. Poor, “Prospect theoretic analysis of energy exchange among microgrids,” *IEEE Trans. Smart Grid*, vol. 6, no. 1, pp. 63–72, Jan. 2015.
- [20] L. Xiao, Y. Chen, and K. R. Liu, “Anti-cheating prosumer energy exchange based on indirect reciprocity,” in *Proc. IEEE Int. Conf. Commun. (ICC)*, pp. 599–604, Sydney, Australia, Jun. 2014.
- [21] W. Tushar, B. Chai, and C. e. a. Yuen, “Three-party energy management with distributed energy resources in smart grid,” *IEEE Trans. Ind. Electron.*, vol. 62, no. 4, pp. 2487–2498, Jul. 2015.
- [22] E. Baeyens, E. Bitar, and P. P. e. a. Khargonekar, “Wind energy aggregation: A coalitional game approach,” in *Proc. IEEE Conf. Decision Control (CDC)*, pp. 3000–3007, Orlando, FL., Dec. 2011.
- [23] B. Zhang, C. Jiang, and J. L. e. a. Yu, “A contract game for direct energy trading in smart grid,” *IEEE Trans. Smart Grid*, vol. PP, no. 99, pp. 1–1, Oct. 2016.
- [24] S. Park, J. Lee, S. Bae, and G. Hwang, “Contribution based energy trading mechanism in micro-grids for future smart grid : A game theoretic approach,” *IEEE Trans. Ind. Electron.*, vol. 63, no. 7, pp. 4255–4265, Feb. 2016.
- [25] S. Maharjan, Q. Zhu, and Y. e. a. Zhang, “Dependable demand response management in the smart grid: A stackelberg game approach,” *IEEE Trans. Smart Grid*, vol. 4, no. 1, pp. 120–132, Mar. 2013.
- [26] H. Wang and J. Huang, “Joint investment and operation of microgrid,” *IEEE Trans. Smart Grid*, vol. 8, no. 2, pp. 833–845, 2015.
- [27] (Feb. 2015) Electricity price, [Online], <http://www.iso-ne.com>.