

Interaction-strength evolution of two-particle momentum correlation maps of two ultracold fermions in a double well

Benedikt B. Brandt,^{*} Constantine Yannouleas,[†] and Uzi Landman[‡]
School of Physics, Georgia Institute of Technology, Atlanta, Georgia 30332-0430
 (Dated: 2 January 2018)

Identification and understanding of the evolution of interference patterns in two-particle momentum correlations as a function of the strength of interatomic interactions are important in explorations of the nature of quantum states of trapped particles. Together with the analysis of two-particle spatial correlations, they offer the prospect of uncovering fundamental symmetries and structure of correlated many-body states, as well as opening vistas into potential control and utilization of correlated quantum states as quantum information resources. With the use of the two-particle density matrix constructed via configuration-interaction (CI) exact diagonalization of the microscopic Hamiltonian, we explored here the systematic evolution of characteristic, damped, interference patterns in the two-particle momentum and spatial correlation maps of two ultracold fermionic atoms trapped in a double-well potential, over the entire range of variation of the contact repulsive interatomic interaction strength. For the singlet ground state the two-particle momentum maps were found to transform from a square-plaid pattern for non-interacting particles, to a system of striped interference fringes, with the most intense fringe lying along the main diagonal indicating bunching. Two-particle momentum correlation maps for low-lying excited states were also analyzed, with the triplet excited state found to exhibit antibunching. A modified Hubbard-type effective model is shown to reproduce well the microscopic CI results. This led to uncovering of analytic expressions capturing the full evolution of the two-particle momentum correlation maps over the entire range of interparticle interactions, from the independent particle limit with a substantial site-double-occupancy fraction, to the Mott insulating regime.

I. INTRODUCTION

The rapid experimental progress in the field of ultracold atoms is enabling measurements with unprecedented precision of fundamental many-body quantities such as higher-order momentum correlations, especially for interacting ultracold atoms in linear traps [1–4]. The study of these correlations, with the full ability of tuning the interparticle interactions (utilizing the Feshbach resonance technique) and under pristine environmental conditions, promises to deepen our understanding and potential technological control of quantum information processes [5] and physical phenomena, such as entanglement and generation of exotic many-body regimes (e.g., Tonks-Girardeau states [6]). However, in spite of the recent burgeoning experimental activities [1–4], theoretical investigations of higher-order momentum correlations are still lacking in many respects, apart from a couple of studies [1, 7].

In this paper, we study the systematic evolution of the properties and interference patterns of 2nd-order (two-particle) momentum correlations of two interacting (both distinguishable and indistinguishable) ultracold fermions in a double-well optical trap. To provide a complete picture, we go beyond the case of the ground singlet and 1st-excited triplet states and investigate in addition the cases of the 2nd and 3rd excited states, both singlets. (This

quartet of states can be mapped to a two-site Hubbard model; see below.)

Elucidating the 2nd-order momentum correlations associated with double-well trapping of two ultracold atoms (without [3] or with [4] interactions) is currently attracting pioneering experimental interest, both planned [3] and preparatorily achieved [4]. These experimental efforts are motivated by the unprecedented tunability of: (i) the confining external optical potential and the dynamical imprinting of a relative phase difference between the two wells [3], and (ii) the two-body contact interaction via a combination of Feshbach and confinement-induced resonances [8, 9].

The double-well two-particle unit [9, 10] is expected to be a central component for building more complex quantum-computer and quantum-information architectures, and detailed knowledge of the associated 2nd-order momentum correlations is emerging as an indispensable tool towards implementation of these endeavors [3, 4]. In this context, a recent work [3] investigates the double-well atomic dimers treating them as purely photonic analogs [11, 12] (i.e., omitting the interparticle interaction). The interparticle interaction, however, is an essential factor in particle assemblies and the desirability of a full understanding of its effects can hardly be overestimated.

Here, the much sought-after deeper understanding of the double-well fermionic dimer is achieved through employment of an exact configuration-interaction (CI) method for solving the two-body problem, in conjunction with a modified Hubbard-type analytic modeling that allows a synoptic interpretation of the properties and interference patterns of the microscopic, numerically

^{*} benbra@gatech.edu

[†] Constantine.Yannouleas@physics.gatech.edu

[‡] Uzi.Landman@physics.gatech.edu

CI-derived, two-particle momentum correlations.

II. THEORY ESSENTIALS

To implement the microscopic CI method, we start by considering the two-dimensional (2D) Hamiltonian of two interacting ultracold fermions,

$$H_{\text{MB}} = H(1) + H(2) + V(\mathbf{r}_1, \mathbf{r}_2), \quad (1)$$

where $H(i)$ represents the single particle part of the many-body Hamiltonian and $V(\mathbf{r}_1, \mathbf{r}_2)$ represents the interaction term, with $\mathbf{r}_i \equiv (x_i, y_i)$, $i = 1, 2$, being the space coordinates of the first and second particle. The single particle part $H(i)$ of the Hamiltonian contains the kinetic energy term and a single-particle external confining potential; in this paper we consider a double-well confinement.

The double-well external confining potential has been extensively described in Refs. [10, 13]. The relevant potential parameters are the inter-well spacing d along the x -direction, and the value of ϵ_b (determining the interwell barrier height) which is taken to be 0.5 throughout the paper. Each of the parabolic confining wells is characterized by two harmonic frequencies, $\hbar\omega_x$ (along the x -axis of the well) and $\hbar\omega_y$ (along the y direction), resulting in a (quasi-one-dimensional) needle-like shape confinement when $\hbar\omega_x \ll \hbar\omega_y$. In our calculations here, we consider two different sets of values, i.e., $\hbar\omega_x = 8$ kHz, $\hbar\omega_y = 800$ kHz and $\hbar\omega_x = 15$ kHz, $\hbar\omega_y = 1500$ kHz, both having the same aspect ratio ω_x/ω_y ; hereafter we drop for convenience the subscript x and use $\omega = \omega_x$.

The short-range interatomic interaction term is given by

$$V(\mathbf{r}_1, \mathbf{r}_2) = \frac{g}{\sigma^2\pi} e^{-(\mathbf{r}_1 - \mathbf{r}_2)^2/\sigma^2}. \quad (2)$$

In this paper we use $\sigma = 0.01 \mu\text{m}$, yielding a ratio $\sigma/l_0 \sim 0.03$ for the case of $\hbar\omega = 8$ kHz and $\sigma/l_0 \sim 0.022$ for the case of $\hbar\omega = 15$ kHz; l_0 is the oscillator length $l_0^2 = \hbar/(M_{\text{Li}}\omega)$, with $M_{\text{Li}} = 10964.90m_e$ being the mass of ${}^6\text{Li}$. The factors σ/l_0 are motivated by the need to model short-range, contact-type interactions. Any Gaussian width σ that is sufficiently smaller than the harmonic oscillator length l_0 along the x -direction is suitable and yields essentially identical final results. Here we consider mutually repelling particles and the tunable positive values of the interaction strength g will be given in units of $\hbar\omega l_0^2$.

Because for $N = 2$ the spin variables separate from the space variables [14], the CI wave function has the product form $\Phi_{\text{CI}}^{S, S_z}(\mathbf{r}_1, \mathbf{r}_2)\chi(S, S_z)$, where S and S_z denote the total spin and its projection. As a result, for $N = 2$ the spin-resolved and spin-unresolved two-body correlations are the same [7] apart from an overall factor. Then the two-body space correlation is defined by [7]

$$\mathcal{P}_{\text{CI}}^{S, S_z}(\mathbf{r}_1, \mathbf{r}'_1, \mathbf{r}_2, \mathbf{r}'_2) = \Phi_{\text{CI}}^{S, S_z \dagger}(\mathbf{r}_1, \mathbf{r}'_1)\Phi_{\text{CI}}^{S, S_z}(\mathbf{r}_2, \mathbf{r}'_2), \quad (3)$$

while the two-body momentum correlation is given by the Fourier transform

$$\mathcal{G}_{\text{CI}}^{S, S_z}(\mathbf{k}_1, \mathbf{k}_2) = \frac{1}{4\pi^2} \int_{-\infty}^{\infty} e^{-i\mathbf{k}_1 \cdot (\mathbf{r}_1 - \mathbf{r}'_1)} \int_{-\infty}^{\infty} e^{-i\mathbf{k}_2 \cdot (\mathbf{r}_2 - \mathbf{r}'_2)} \times \mathcal{P}_{\text{CI}}^{S, S_z}(\mathbf{r}_1, \mathbf{r}'_1, \mathbf{r}_2, \mathbf{r}'_2) d\mathbf{r}_1 d\mathbf{r}'_1 d\mathbf{r}_2 d\mathbf{r}'_2. \quad (4)$$

III. ANALYSIS OF THE GROUND STATE

In Fig. 1 we plot the CI two-body correlations for two repelling fermions in their singlet ($S = 0, S_z = 0$) ground state as a function of the interaction strength g (in units of $\hbar\omega l_0^2$); the interwell separation is $d = 2 \mu\text{m}$. The values of g are also expressed as the ratio U/t between the on-site repulsion (U) and the intersite hopping parameter (t) associated with the two-site Hubbard model (whose parameters have been extracted from the microscopic CI calculation; see Appendix B). Two different confining harmonic potentials have been considered with energy spacings $\hbar\omega = 8$ kHz (top row) and $\hbar\omega = 15$ kHz (bottom row). In all cases in this work, we show two-particle spatial correlation maps for $y_1 = y_2 = 0$ and two-particle momentum correlation maps for $k_1^y = k_2^y = 0$; we verified that similar results are obtained for other $y_1 = y_2 = \text{const.}$ and $k_1^y = k_2^y = \text{const.}$ values. Note that we drop for convenience the superscript x and use $k_i = k_i^x$, where $i = 1, 2$ denotes the index numbering the two particles.

The spatial correlations for the above-noted two confining-potential energy spacings 1(a,c,e,g) and Figs. 1(i,k,m,o), respectively], exhibit similar behavior as g (or U/t) increases, transforming from a four-hump pattern in a square formation to a two-hump one along the $x_1 + x_2 = 0$ diagonal (referred to here as “antidiagonal”). Naturally in the non-interacting limit [$g \sim 0$, $U/t \sim 0$, Fig. 1(a) and Fig. 1(i)], the two humps located along the $x_1 - x_2 = 0$ diagonal (referred to here as “main diagonal”) are due to the double occupancy (involving both the \uparrow and \downarrow spins) of the lowest symmetric single-particle orbital of the double well, which in the Hubbard modeling translates into double occupancy of each site. As g increases, the double-occupancy humps along the main diagonal progressively shrink, and they eventually vanish in the strong-repulsion regime [see case for $U/t = 20$ in Fig. 1(g) and Fig. 1(o)].

The evolution of the two-body momentum correlations [Figs. 1(b,d,f,h) and Figs. 1(j,l,n,p)] is more complex. At the non-interacting limit [Fig. 1(b) and Fig. 1(j)], a plaid pattern of circular humps is evident. As a function of increasing g , the plaid pattern distorts and transforms into interference fringes exhibiting elongated maxima along and parallel to the main diagonal ($k_1 - k_2 = 0$); the associated valleys (minima) of this pattern appear along the antidiagonal ($k_1 + k_2 = 0$). This interference pattern is well developed for $U/t = 20$ for which the residues of the $U = 0$ circular humps only minimally distort the parallel

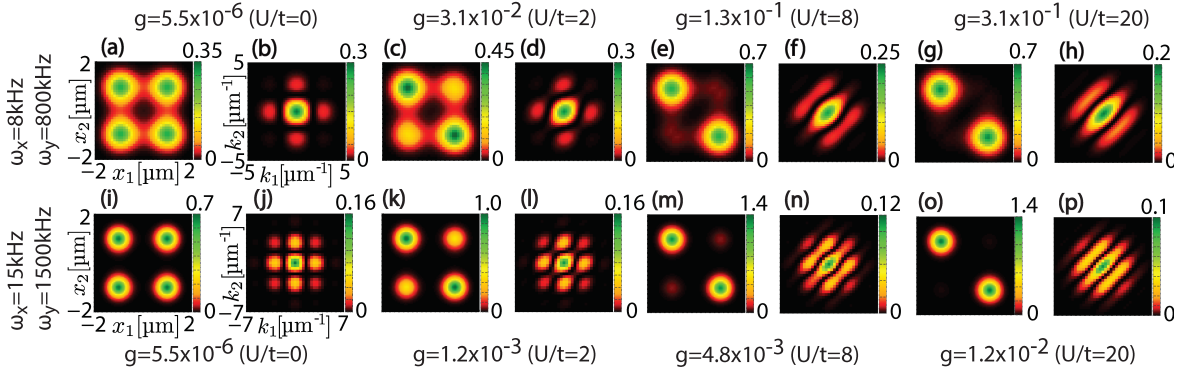


FIG. 1. Ground-state CI-calculated spatial and momentum correlation maps for two fermions in a double well, as a function of the two-body interaction strength g . The interwell distance is $d = 2 \mu\text{m}$. The results in the upper and lower rows correspond to two different choices of the confining harmonic frequencies along the inter-well direction (x) and in the transverse one (y); for both cases $\omega_x/\omega_y = 1/100$. Because of the quasilinear nature of the system, here and for all 2D CI-derived correlations, the maps are drawn for $y_1 = y_2 = 0$ for the spatial correlations and for $k_1^y = k_2^y = 0$ for the momentum correlations. Note that we drop for convenience the superscript x and use $k_i = k_i^x$, where $i = 1, 2$ denotes the index numbering the two particles. This yields the plotted correlation maps for the position (x_1, x_2) and momentum (k_1, k_2) variables along the x -direction connecting the two wells.

fringes. We checked that the $U = 0$ circular humps do not survive for larger values of g (or U/t).

Furthermore, there is a prominent qualitative difference between the top- ($\hbar\omega = 8 \text{ kHz}$ confinement) and bottom-row ($\hbar\omega = 15 \text{ kHz}$ confinement) momentum maps. Indeed for $\hbar\omega = 15 \text{ kHz}$ (bottom row), there are more individual features (humps or fringes) compared to the case of $\hbar\omega = 8 \text{ kHz}$ (top row). In particular, we note for the independent particle case that there are nine visible humps in Fig. 1(j) compared to four humps in Fig. 1(b), with the additional maxima in Fig. 1(j) revealing for $U = 0$ enhanced correlations between particles with equal momenta, regardless of their signs. Similarly for $U/t = 20$ we find five visible fringes in Fig. 1(p) compared to three in Fig. 1(h), with the added fringes in Fig. 1(p) revealing correlations between particles having the same, but of opposite sign, momenta.

To gain insights about the systematics in the evolution of the momentum maps, we model the fermion single-particle space orbitals as displaced Gaussian functions centered at each well. Taking account of the spin, the ensuing Gaussian-type spin-orbitals are used to form Slater determinants according to the spin eigenfunctions of the corresponding two-site Hubbard model (with parameters U and t extracted from the CI calculations); see Appendices A and B). This procedure endows the Hubbard model with the (otherwise absent) spatial degrees of freedom. Considering the strictly one-dimensional case along the x -axis and applying the definition in Eq. (4) to this modified Hubbard model, one obtains for the two-body

momentum correlation of the singlet ground state

$$\begin{aligned} \mathcal{G}_{\text{Hub,gs}}^{S=0,S_z=0}(k_1, k_2) &\propto \frac{2s^2 e^{-2s^2(k_1^2+k_2^2)}}{\pi(\mathcal{U}\mathcal{Q}(\mathcal{U}) + 16)} \\ &\times \left((\mathcal{U}\mathcal{Q}(\mathcal{U}) + 8) \cos(2d(k_1 - k_2)) + 8 \cos(2d(k_1 + k_2)) \right. \\ &\left. + 4\mathcal{Q}(\mathcal{U}) \cos(2dk_1) + 4\mathcal{Q}(\mathcal{U}) \cos(2dk_2) + \mathcal{U}\mathcal{Q}(\mathcal{U}) + 16 \right), \end{aligned} \quad (5)$$

where $\mathcal{U} = U/t$, $\mathcal{Q}(\mathcal{U}) = \sqrt{\mathcal{U}^2 + 16} + \mathcal{U}$, s is the width of the Gaussian orbital, and d is the interwell distance. In Eq. (5), four specific cos terms contribute, displaying oscillations along the main diagonal ($k_1 - k_2$), the antidiagonal ($k_1 + k_2$), and the two axes (k_1 and k_2). These four terms are supplemented with a constant fifth, circularly-symmetric contribution. Each of these terms is damped by an exponential prefactor $e^{-2s^2(k_1^2+k_2^2)}$ whose range ($1/2s^2$) depends on the width s of the displaced Gaussian orbitals. This fact accounts for the different number of visible individual features (circular humps or fringes) in the CI momentum maps between the top and bottom row of Fig. 1. Indeed a narrower confining potential (i.e., the one with $\hbar\omega = 15 \text{ kHz}$) results in a smaller spatial extent of the associated single-particle states compared to a wider confining potential (i.e., the one with $\hbar\omega = 8 \text{ kHz}$); the oscillator length (and thus s) is inversely proportional to $\sqrt{\omega}$, leading to a damping range $1/2s^2 \propto \omega/2$.

The evolution of the analytic weights for the Hubbard ground-state [coefficients in front of the four cos terms plus the constant term in Eq. (5) without the overall common factor $2s^2 e^{-2s^2(k_1^2+k_2^2)}/\pi$] are plotted as a function of U/t in Fig. 2(a). The variation of these weights provides a direct interpretation of the evolution of the CI

momentum maps in Fig. 1. In fact for non-interacting fermions ($g \sim 0$ or $U = 0$), all five terms contribute in a substantial way in the sum of Eq. (5), and this leads to the plaid pattern in Figs. 1(b) and 1(j). For strong g (or high U/t), only two contributions survive, i.e., the constant and the $\cos(2d(k_1 - k_2))$ terms with equal weights. The corresponding Hubbard momentum map (for $U/t = 8$) plotted in Fig. 2(c) is found to agree with the pattern and orientation of the fringes observed in the CI-calculated maps in Figs. 1(f) and 1(n). The analytic parameter s in Fig. 2(c) was adjusted to correspond to a potential well with a steeper confinement (i.e., $\hbar\omega = 15$ kHz); in this case there are five visible fringes in Fig. 2(c) precisely as in the CI case in Fig. 1(n). Note that in the strong-interaction case, the two-term $1 + \cos(2d(k_1 - k_2)) = 2\cos^2(d(k_1 - k_2))$ pattern can be reproduced also using [7] a Heisenberg-Hamiltonian modeling.

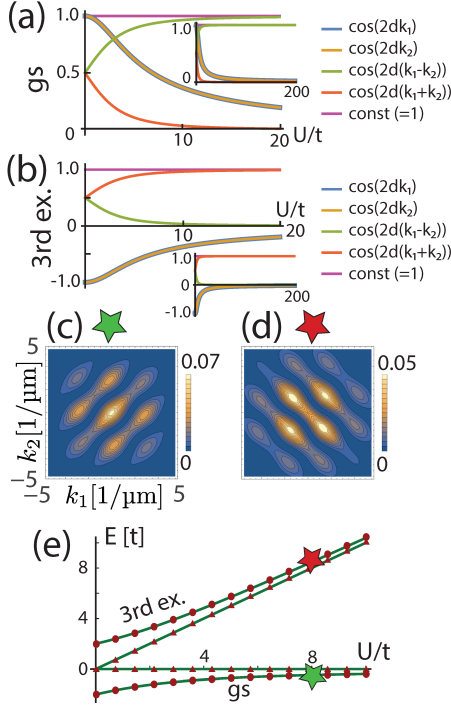


FIG. 2. Plots of analytic weights of the ground (a) and 3rd excited (b) states [both singlets, see Eqs. (5) and (8)] of the various contributing terms in the two-body momentum correlations as a function of the strength of the Hubbard interaction parameter U/t . The contributions to the various terms in Eqs. (5) and (8) are identified by different colors as indicated on the right in (a) and (b). (c-d) The Hubbard momentum maps at $U/t = 8$ for the ground (green star) and 3rd excited (red star) states. (e) The energy spectrum (solid lines) of the two-site Hubbard model. The red dots are the corresponding microscopic CI energies. The Hubbard model in (c-e) corresponds to the CI calculation with $d = 2 \mu\text{m}$ and $\hbar\omega = 15$ kHz.

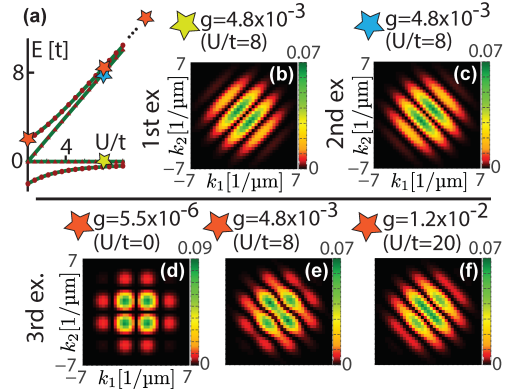


FIG. 3. CI momentum correlation maps for two fermions in a double well associated with the first three excited states, denoted by a yellow, blue, and orange star, respectively. The interwell distance is $d = 2 \mu\text{m}$, and the steeper potential confinement ($\hbar\omega = 15$ kHz) is used. The energy spectrum of the corresponding two-site Hubbard model is plotted in (a). The stars in (a) indicate the specific values of U/t (corresponding to particular g 's) for which the CI momentum maps for the 1st excited (b), 2nd excited (c), and 3rd excited (d-f) states were calculated. g is in units of $\hbar\omega l_0^2$. The red dots in (a) are the corresponding microscopic CI energies.

IV. ANALYSIS OF EXCITED STATES

CI momentum maps for the first three excited states are displayed in Fig. 3. For the 1st (triplet) and 2nd (singlet) excited states [see the the yellow and blue stars in Fig. 3(a)], the momentum correlation maps are independent of the interparticle contact-repulsion (because of the wave function nodal structure for these excited states), and thus we display for these states the results for a single value of the interaction ($U/t = 8$); see Figs. 3(b) and 3(c), respectively. Indeed the analytic expressions of the corresponding two-site Hubbard model contain only a single sinusoidal term, independent of the parameter U/t , namely

$$\mathcal{G}_{\text{Hub}, 1\text{st ex}}^{S=1, S_z=0}(k_1, k_2) \propto \frac{4s^2 e^{-2s^2(k_1^2 + k_2^2)} \sin^2(d(k_1 - k_2))}{\pi}, \quad (6)$$

and

$$\mathcal{G}_{\text{Hub}, 2\text{nd ex}}^{S=0, S_z=0}(k_1, k_2) \propto \frac{4s^2 e^{-2s^2(k_1^2 + k_2^2)} \sin^2(d(k_1 + k_2))}{\pi}. \quad (7)$$

In Fig. 3(b) (1st CI excited state), the valley of vanishing values lies along the main diagonal (antibunching behavior), a fact that reflects the Pauli exchange principle which comes into play for a triplet state. We further note that in Fig. 3(c) (2nd CI excited state), the orientation of the fringes is perpendicular to that in Fig. 3(b), a behavior that reflects the $\sin^2(d(k_1 - k_2))$ oscillatory pattern versus the $\sin^2(d(k_1 + k_2))$ one in Eqs. (6) and (7).

Figs. 3(d-f) describe the evolution with increasing repulsion of the CI momentum maps for the 3rd excited state [orange stars on the upper curve in Fig. 3(a)]. This evolution can be interpreted by considering the corresponding analytic two-site Hubbard momentum correlation

$$\mathcal{G}_{\text{Hub},3\text{rd ex}}^{S=0,S_z=0}(k_1,k_2) \propto \frac{2s^2 e^{-2s^2(k_1^2+k_2^2)}}{\pi(16-\mathcal{UP}(\mathcal{U}))} \times \left((8-\mathcal{UP}(\mathcal{U})) \cos(2d(k_1-k_2)) + 8 \cos(2d(k_1+k_2)) - 4\mathcal{P}(\mathcal{U}) \cos(2dk_1) - 4\mathcal{P}(\mathcal{U}) \cos(2dk_2) + 16 - \mathcal{UP}(\mathcal{U}) \right), \quad (8)$$

where $\mathcal{P}(\mathcal{U}) = \sqrt{\mathcal{U}^2 + 16} - \mathcal{U}$.

The analytic weights of the five contributing terms in Eq. (8) as a function of U/t are plotted in Fig. 2(b). (Note that $\mathcal{UP}(\mathcal{U}) \rightarrow 8$ when $\mathcal{U} \rightarrow \infty$.) For the non-interacting limit ($U = 0$), all five terms contribute and yield a plaid pattern [see Fig. 3(d)], as was also the case for the singlet ground state. For very strong interactions only the two contributions $1 + \cos(2d(k_1 + k_2)) = 2 \cos^2(d(k_1 + k_2))$ survive; see Fig. 3(f) corresponding to $U/t = 20$. For an intermediate $U/t = 8$, Eq. (8) is plotted in Fig. 2(d), exhibiting fringes with a dominant $1 + \cos(2d(k_1 + k_2))$ behavior, which is however distorted by residual humps due to the other three weaker terms. The Hubbard pattern in Fig. 2(d) agrees very well with the CI momentum map in Fig. 3(e); for additional two-particle spatial and momentum correlation maps according to the Hubbard model, see Figs. 5 and 6 in Appendix C.

V. SUMMARY

In conclusion, with the use of two-particle density matrix constructed via configuration-interaction exact diagonalization of the microscopic Hamiltonian, we have explored here the systematic evolution of characteristic, damped, interference patterns in the two-particle momentum and spatial correlation maps of two ultracold fermionic atoms trapped in a double-well potential, over the entire range of variation of the contact repulsive interatomic interaction strength. For the singlet ground state the two-body momentum maps were found to transform from a square-plaid pattern [Figs. 1(b) and 1(j)] for vanishing interparticle interaction, to a system of striped interference fringes oriented in the direction parallel to the main diagonal of the square two-particle map [Figs. 1(h) and 1(p)]. The most intense fringe lies along the main diagonal indicating bunching. Our theoretical results (Fig. 1, top row) agree well with the evolution (found with increasing strength) of preparatory experimentally measured [4] momentum correlation maps [15]. We have also analyzed two-body momentum correlation maps for low-lying excited states (Figs. 2 and 3). The triplet excited

state is associated with antibunching [see Fig. 3(b)]. A derived modified-Hubbard-type effective model, incorporating spatial degrees of freedom (i.e., interwell distance and particle localization length), in addition to the customary on-site repulsion (U) and hopping (t) Hubbard-Hamiltonian parameters (determined in each case from the CI results), has been found to reproduce well the microscopic CI results. Importantly, this development allowed us to uncover analytic expressions capturing the full evolution of the two-particle momentum correlation maps over the entire range of interparticle interactions – from the non-interacting regime ($U/t = 0$, with substantial ground-state site-double-occupancy contributions), to the Mott insulating regime with large U/t .

ACKNOWLEDGMENTS

This work has been supported by a grant from the Air Force Office of Scientific Research (USA) under Award No. FA9550-15-1-0519. Calculations were carried out at the GATECH Center for Computational Materials Science.

Appendix A: Derivation of analytic Hubbard-type interference formulas for two particles

Here we illustrate in detail the derivation of the analytic interference formulas for $N = 2$ particles, allowing a rather immediate generalization to more complex cases with $N > 2$ particles. For this analytic modeling, we assume that the spatial part of the orbital of the j th particle is approximated by a displaced Gaussian function (localized at a position d_j),

$$\psi_j(x) = \frac{1}{(2\pi)^{1/4} \sqrt{s}} \exp\left(-\frac{(x-d_j)^2}{4s^2}\right), \quad (A1)$$

where s denotes the width of the Gaussian functions. The single-particle orbital $\psi_j(k)$ in the momentum Hilbert space is given by the Fourier transform of $\psi_j(x)$, namely $\psi_j(k) = (1/\sqrt{2\pi}) \int_{-\infty}^{\infty} \psi_j(x) \exp(ikx) dx$. Performing this Fourier transform, one finds

$$\psi_j(k) = \frac{2^{1/4} \sqrt{s}}{\pi^{1/4}} \exp(-k^2 s^2) \exp(id_j k), \quad (A2)$$

In our previous paper [7], we focused on well localized particles within each well (neglecting the possibility of double occupancy in each well), a condition that is satisfied for strong repulsion. Here we are interested in an analytical model for all interaction strengths, allowing for double occupancy. We therefore consider the more general case of the two-site Hubbard model instead of the Heisenberg model (as was done in Ref. [7]). The two particles are localized at two different wells, at positions $d_1 < 0$ and $d_2 > 0$, which together with the spin yields four possible spin primitives $|\uparrow\downarrow, \circ\rangle, |\uparrow, \downarrow\rangle, |\downarrow, \uparrow\rangle,$

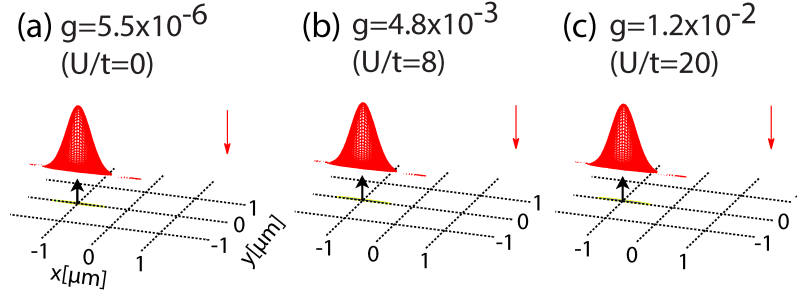


FIG. 4. This figure shows spin-resolved conditional probability densities (SR-CPDs) for two particles in the second excited state in a double well. We plot the SR-CPD for three different interaction strengths from $g = 5.5 \cdot 10^{-6} \hbar \omega l_0^2$ (corresponding to $U/t = 0$) to $g = 1.2 \cdot 10^{-2} \hbar \omega l_0^2$ (corresponding to $U/t = 20$). The black up-arrow represents the fixed position of the spin-up particle in the plane of the grid. The red down-arrow indicates that we are calculating the resulting occupation probability (density) for a spin down particle; see the plotted red-color surface. As is apparent from the figure, the red-colored probability surface is directly situated on top of the black (spin-up) fixed point for all interaction strengths. This indicates strong double occupancy. The second well of the double well at $d_2 = d/2 > 0$ is practically unoccupied. This double occupancy is what allows us to extract the Hubbard on-site interaction parameter U from the energy level of the second excited CI state. The parameters for the double wells are: $\hbar \omega = \hbar \omega_x = 15$ kHz, $\hbar \omega_y = 1500$ kHz, $\epsilon_b = 0.5$ ($V_b = 33.5$ kHz). The interwell distance is $d = 2 \mu\text{m}$.

and $|\circ, \downarrow \uparrow\rangle$. These spin primitives form a complete many-body base for the diagonalization of the fermionic Hubbard Hamiltonian,

$$H = - \sum_{\sigma} \left(\hat{c}_{1,\sigma}^{\dagger} \hat{c}_{2,\sigma} + \hat{c}_{2,\sigma}^{\dagger} \hat{c}_{1,\sigma} \right) + U \sum_{i=1}^2 \hat{n}_{i\uparrow} \hat{n}_{i\downarrow}, \quad (\text{A3})$$

where σ sums over the up (\uparrow) and down (\downarrow) spins. The ratio $U = U/t$, where U and t are the one-site repulsion and the nearest-neighbor hopping parameters. The energies are expressed in units of t .

For a small number of particles the Hubbard Hamiltonian can be exactly diagonalized (for instance using SNEG [16]). A general solution of the two-site Hubbard Hamiltonian using the aforementioned spin primitives is of the form

$$\Phi = A(U) |\uparrow \downarrow, \circ\rangle + B(U) |\uparrow, \downarrow\rangle + C(U) |\downarrow, \uparrow\rangle + D(U) |\circ, \downarrow \uparrow\rangle. \quad (\text{A4})$$

The coefficients $A(U) - D(U)$ of course satisfy the constraint that Φ is normalized. Naturally, such a Hubbard-model solution yields only the spin part of the wave function. To include the spatial component of the wave function, we need to associate each spin primitive with a determinant of spin orbitals $\psi_{j,\sigma}(x) = \psi_j(x)\sigma$, where σ here represents the spin. The corresponding determinants \mathcal{D} to each primitive are

$$\mathcal{D}_{|\uparrow \downarrow, \circ\rangle}(x_1, x_2) = \frac{1}{\sqrt{2!}} (\psi_{1\uparrow}(x_1) \psi_{1\downarrow}(x_2) - \psi_{1\uparrow}(x_2) \psi_{1\downarrow}(x_1)) \quad (\text{A5})$$

$$\mathcal{D}_{|\uparrow, \downarrow\rangle}(x_1, x_2) = \frac{1}{\sqrt{2!}} (\psi_{1\uparrow}(x_1) \psi_{2\downarrow}(x_2) - \psi_{1\uparrow}(x_2) \psi_{2\downarrow}(x_1)) \quad (\text{A6})$$

$$\mathcal{D}_{|\downarrow, \uparrow\rangle}(x_1, x_2) = \frac{1}{\sqrt{2!}} (\psi_{1\downarrow}(x_1) \psi_{2\uparrow}(x_2) - \psi_{1\downarrow}(x_2) \psi_{2\uparrow}(x_1)) \quad (\text{A7})$$

$$\mathcal{D}_{|\circ, \uparrow \downarrow\rangle}(x_1, x_2) = \frac{1}{\sqrt{2!}} (\psi_{2\uparrow}(x_1) \psi_{2\downarrow}(x_2) - \psi_{2\uparrow}(x_2) \psi_{2\downarrow}(x_1)) \quad (\text{A8})$$

We can therefore write the full wave function, including the space and spin parts, as

$$\Phi(x_1, x_2) = \frac{1}{\mathcal{N}} \left(A(U) \mathcal{D}_{|\uparrow \downarrow, \circ\rangle}(x_1, x_2) + B(U) \mathcal{D}_{|\uparrow, \downarrow\rangle}(x_1, x_2) + C(U) \mathcal{D}_{|\downarrow, \uparrow\rangle}(x_1, x_2) + D(U) \mathcal{D}_{|\circ, \uparrow \downarrow\rangle}(x_1, x_2) \right), \quad (\text{A9})$$

where the factor $1/\mathcal{N}$ normalizes the two-particle wave function and is in general dependent on the interwell distance $d = d_1 - d_2$ and the width s .

We can now use the wave function $\Phi(x_1, x_2)$, together with the formulas described in the main paper [see Eqs. (3) and (4) therein], to obtain the two-particle correlation expressions in real and momentum space [see Eqs. (5)-(8) in the main paper]. The integrations associated with the Fourier transforms can be carried out with the help of the MATHEMATICA algebraic computer language [17].

Appendix B: Extraction of Hubbard-model parameters from the CI calculation

In order to compare our analytical model with the CI results it is important to relate the interparticle interaction strength g [see Eq. (2) in the main paper] with

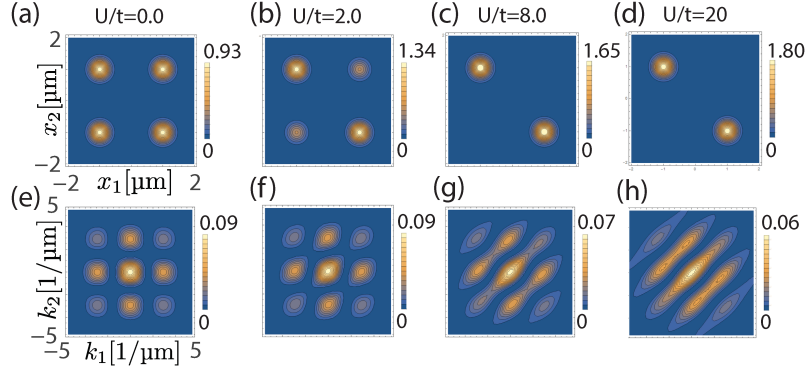


FIG. 5. The analytic Hubbard-model ground-state (singlet) space (a-d) and momentum [(e-h), see Eq. (5) in main paper] two-particle correlation maps for two ultracold fermions in a double well, as a function of the Hubbard interaction strength U/t . The interwell distance is $d = 2 \mu\text{m}$ and the width of the displaced Gaussian functions is $s = 0.2 \mu\text{m}$.

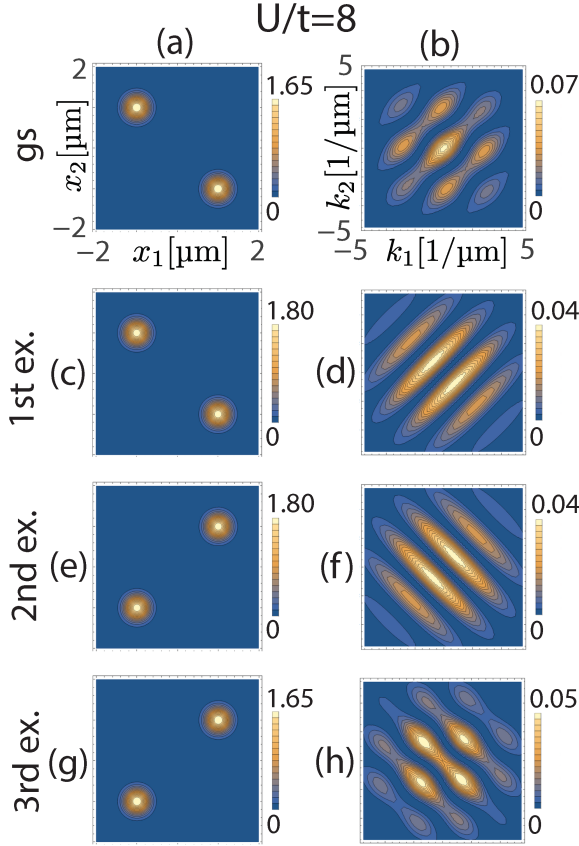


FIG. 6. Hubbard-model analytic two-particle correlation maps for the ground state and the three lowest excited states (as marked in the figure) of two ultracold fermions in a double well, calculated for an intermediate value of the Hubbard interaction strength $U/t = 8$. (a,c,e,g) Two-particle spatial correlations maps. (b,d,f,h) Two-particle momentum correlation maps according to Eqs. (5)–(8) in the main paper. The interwell distance is $d = 2 \mu\text{m}$ and the width of the displaced Gaussian functions is $s = 0.2 \mu\text{m}$.

the Hubbard parameter U , and to extract the value of

the hopping parameter t from the single-particle energy spectrum associated with the external confining potential. Given the single-particle spectrum, the value of t can be extracted as $t = (e_2 - e_1)/2$ where e_1 and e_2 are the ground and first-excited single-particle energies, respectively. This can be directly inferred from the tight-binding limit (setting $U = 0$).

In order to determine U from the CI, we first take a close look at the Hubbard-model energy levels and their properties. An exact diagonalization of the Hubbard Hamiltonian shows that the second excited state energy $E_3(U)$ is directly proportional to U with $E_3(U) = U + 2t + E_1(0)$, where $E_1(0)$ is the non-interacting ground state energy. For non-interacting ($U = 0$) particles, the energy of the second excited state is therefore simply given as $E_3(0) = 2t + E_1(0)$. Consequently one can extract the parameter U directly from the difference between the non-interacting and interacting second excited-state energy $U = E_3(U) - E_3(0)$. This is a trivial result within the Hubbard model, but it also applies for our CI calculations.

In order to verify that U can be determined by using the corresponding energy difference from our CI spectrum, i.e., $U = E_3^{\text{CI}}(g) - E_3^{\text{CI}}(0)$, we look at the properties of the second-excited CI state. In the Hubbard model the second excited state is given as $(|LL\rangle - |RR\rangle)/\sqrt{2}$, containing only doubly occupied sites (as we would expect since U represents the on-site interaction energy). It is easily verified via conditional probability distributions (CPDs) [10, 13, 18, 19] that, in analogy with the Hubbard-model case, the second excited CI state consists solely of doubly occupied wells; see Fig. 4. We therefore proceed to determine U using $U = E_3^{\text{CI}}(g) - E_3^{\text{CI}}(0)$. Afterwards we compare the CI and Hubbard energy levels using values for U obtained from the CI in this way and find very good agreement between the CI spectrum and the Hubbard model spectrum [see Figs. 2(e) and 3(a) in main paper], validating our approach for extracting U from the CI calculation.

Appendix C: Additional figures portraying Hubbard-model two-particle momentum correlation maps

In order to further highlight the extend at which our modified-Hubbard model reproduces the microscopic CI two-particle space and momentum correlations, we dis-

play here two additional Figures 5 and 6. Both space and momentum correlation maps in Fig. 5 should be compared with the corresponding CI ones in the bottom row (steeper confinement with $\hbar\omega = 15$ kHz) of Fig. 1 in the main paper. The momentum correlation maps in Fig. 6 should be compared with those CI ones in Figs. 3(b,c,e) in the main paper (due to the contrast, the outer fringes in Figs. 3(b,c) are better seen after one enlarges these figure panels).

-
- [1] B. Fang, A. Johnson, T. Roscilde, and I. Bouchoule, Momentum-Space Correlations of a One-Dimensional Bose Gas, *Phys. Rev. Lett.* **116**, 050402 (2016).
 - [2] S.S. Hodgman, R.I. Khakimov, R.J. Lewis-Swan, A.G. Truscott, and K.V. Kheruntsyan, Solving the Quantum Many-Body Problem via Correlations Measured with a Momentum Microscope, *Phys. Rev. Lett.* **118**, 240402 (2017).
 - [3] M. Bonneau, W.J. Munro, K. Nemoto, and J. Schmiedmayer, Characterizing two-particle entanglement in a double-well potential, *arXiv:1711.08977*.
 - [4] A. Bergschneider, Strong correlations in few-fermion systems, (Ph.D. Dissertation, Ruperto-Carola University of Heidelberg, 2017), DOI: 10.11588/heidok.00023328.
 - [5] P. Treutlein, T. Steinmetz, Y. Colombe, B. Lev, P. Hommelhoff, J. Reichel, M. Greiner, O. Mandel, A. Widera, T. Rom, I. Bloch, and Th.W. Hänsch, Quantum information processing in optical lattices and magnetic microtraps, *Fortschr. Phys.* **54**, 702 (2006).
 - [6] B. Paredes, A. Widera, V. Murg, O. Mandel, S. Fölling, I. Cirac, G.V. Shlyapnikov, Th.W. Hänsch, and I. Bloch, Tonks-Girardeau gas of ultracold atoms in an optical lattice, *Nature* **429**, 277 (2004).
 - [7] B.B. Brandt, C. Yannouleas, and U. Landman, Two-point momentum correlations of few ultracold quasi-one-dimensional trapped fermions: Diffraction patterns, *Phys. Rev. A* **96**, 053632 (2017).
 - [8] G. Zürn, F. Serwane, T. Lompe, A.N. Wenz, M.G. Ries, J.E. Bohn, and S. Jochim, Fermionization of two distinguishable fermions, *Phys. Rev. Lett.* **108**, 075303 (2012).
 - [9] S. Murmann, A. Bergschneider, V.M. Klinkhamer, G. Zürn, T. Lompe, and S. Jochim, Two fermions in a double Well: Exploring a fundamental building block of the Hubbard model, *Phys. Rev. Lett.* **114**, 080402 (2015).
 - [10] B.B. Brandt, C. Yannouleas, and U. Landman, Double-well ultracold-fermions computational microscopy: Wave-function anatomy of attractive-pairing and Wigner-molecule entanglement and natural orbitals, *Nano Lett.* **15**, 7105 (2015).
 - [11] S. Fölling, F. Gerbier, A. Widera, O. Mandel, T. Gericke, and I. Bloch, Spatial quantum noise interferometry in expanding ultracold atom clouds, *Nature* **434**, 481 (2005).
 - [12] T. Rom, Th. Best, D. van Oosten, U. Schneider, S. Fölling, B. Paredes, and I. Bloch, Free fermion antibunching in a degenerate atomic Fermi gas released from an optical lattice, *Nature* **444**, 733 (2006).
 - [13] C. Yannouleas, B.B. Brandt, and U. Landman, Ultracold few fermionic atoms in needle-shaped double wells: Spin chains and resonating spin clusters from microscopic hamiltonians emulated via antiferromagnetic Heisenberg and t - J models, *New J. Phys.* **18**, 073018 (2016).
 - [14] P.-O. Löwdin and H. Shull, Natural orbitals in the quantum theory of two-electron systems, *Phys. Rev.* **101**, 1730 (1956).
 - [15] The preparatory measurements were performed for three different interaction strengths $U = 0$ (non-interacting), $U/t = 2.1$ (weak strength), and $U/t = 7.7$ (intermediate strength); see Fig. 7.8(a-c) in Ref. [4]. In the absence of the present CI results and the Hubbard-type formula in Eq. (5), no analysis of the full correlation maps and their interference patterns was carried out in Ref. [4].
 - [16] R. Žitko, SNEG – Mathematica package for symbolic calculations with second-quantization-operator expressions, *Comput. Phys. Commun.* **182**, 2259 (2011).
 - [17] MATHEMATICA (Wolfram Research, Inc., Version 11.2, Champaign, IL, 2017).
 - [18] C. Yannouleas and U. Landman, Symmetry breaking and quantum correlations in finite systems: Studies of quantum dots and ultracold bose gases and related nuclear and chemical methods, *Rep. Prog. Phys.* **70**, 2067 (2007).
 - [19] Ying Li, C. Yannouleas, and U. Landman, Artificial quantum-dot helium molecules: Electronic spectra, spin structures, and Heisenberg clusters, *Phys. Rev. B* **80**, 045326 (2009).