

Confidence Set for Group Membership*

Andreas Dzemski[†] and Ryo Okui[‡]

November 28, 2023

Abstract

Our confidence set quantifies the statistical uncertainty from data-driven group assignments in grouped panel models. It covers the true group memberships jointly for all units with pre-specified probability and is constructed by inverting many simultaneous unit-specific one-sided tests for group membership. We justify our approach under $N, T \rightarrow \infty$ asymptotics using tools from high-dimensional statistics, some of which we extend in this paper. We provide Monte Carlo evidence that the confidence set has adequate coverage in finite samples. An empirical application illustrates the use of our confidence set.

*The authors would like to thank Stéphane Bonhomme (Editor), a co-editor, two anonymous referees, Otilia Boldea, Christoph Breunig, Le-Yu Chen, Elena Erosheva, Eric Gautier, Hidehiko Ichimura, Hiroaki Kaido, Hiroyuki Kasahara, Kengo Kato, Toru Kitagawa, Arthur Lewbel, Artem Prokhorov, Adam Rosen, Myung Hwan Seo, Katsumi Shimotsu, Liangjun Su, Michael Vogt, Wendun Wang, Wuyi Wang, Martin Weidner, Yoon-Jae Whang and seminar participants at the Centre for Panel Data Analysis Symposium at the University of York, St Gallen, HKUST, SUFE, Sydney Econometric Reading Group, Xiamen, CUHK Workshop on Econometrics, Chinese Academy of Sciences, Asian Meeting of Econometric Society 2017, STJU, Workshop on Advances in Econometrics 2017 at Hakodate, SNU, Academia Sinica, ESEM 2017, Berlin Humboldt, CFE-CMStatistics 2017, International Panel Data Conference, Tsinghua, Fudan, Bonn, Hanyang, Lund, Exeter, Montreal, Cambridge, Panel data workshop Amsterdam, Barcelona GSE summer forum and 2021 Nanyang Econometric Workshop for valuable comments. We are particularly grateful to one anonymous referee whose comment led to correcting an error in a previous version of the manuscript. Sophie Li and Heejun Lee provided excellent research assistance. A part of this research was done while Okui was at Kyoto University, Vrije Universiteit Amsterdam, NYU Shanghai, and Seoul National University. This work is supported by JSPS KAKENHI Grant number 15H03329, 16K03598, 22H00833, 22K20154 and 23H00804, and Jan Wallanders och Tom Hedelius stiftelse samt Tore Browaldhs stiftelse grant number P19-0079.

[†]Department of Economics, University of Gothenburg, P.O. Box 640, SE-405 30 Gothenburg, Sweden. Email: andreas.dzemski@economics.gu.se

[‡]Corresponding Author. Graduate School of Economics and Faculty of Economics, University of Tokyo, 7-3-1 Hongo, Bunkyo-ku, Tokyo, 113-0033, Japan. Email: okuiryo@e.u-tokyo.ac.jp;

Keywords: Panel data, clustering, confidence set, joint one-sided test, high-dimensional statistics.

JEL codes: C23, C33, C38

1 Introduction

Clustering units into discrete groups is one of the oldest problems in statistics (Pearson 1896). It has received interest in the recent econometric literature on grouped panel models (Lin and Ng 2012; Bonhomme and Manresa 2015; Sarafidis and Weber 2015; Ando and Bai 2016; Vogt and Linton 2017; Su, Shi, and Phillips 2016; Wang, Phillips, and Su 2018; Vogt and Schmid 2021; Lu and Su 2017; Gu and Volgushev 2019; Liu et al. 2020; Wang and Su 2021; Mammen, Wilke, and Zapp 2022; Mehrabani 2022; Mugnier 2022; Chetverikov and Manresa 2022; Yu, Gu, and Volgushev 2023; Mugnier 2023).

In grouped panel models, a data-driven clustering algorithm is used to estimate a latent group structure. As statistical procedures, clustering algorithms suffer from sampling errors and produce a noisy version of the true group structure. The existing literature gives little guidance on how to assess clustering uncertainty in a given application. Inferential theory for grouped panel models has focused on group characteristics, but is underdeveloped for assessing the uncertainty about individual group memberships (see e.g. McLachlan and Peel 2004).

In this paper, we quantify the statistical uncertainty about the true group memberships in a grouped panel model. As far as we know, we are the first to propose and justify a rigorous frequentist method to evaluate clustering uncertainty.

In grouped panel models, individual regression curves are heterogeneous and exhibit a grouped pattern. All units that belong to the same group face the same regression curve. Group memberships are unobserved and estimated by a clustering algorithm. Clustering uncertainty means that the algorithm may misclassify some units and assign them an incorrect regression curve.

We propose a confidence set for group membership that quantifies clustering uncertainty jointly for all units in the panel. For a panel of N units, an element of a joint confidence set is an N -dimensional vector that specifies a group assignment for every unit. Our confidence set gathers all N -dimensional vectors of group assignments that are “not ruled out by the data” and is guaranteed to contain the vector of the true group memberships with a pre-specified probability, say 95%.

The latent groups in a grouped panel model have no natural labels and can only be

identified up to a permutation. For notational convenience, we write our confidence set using an arbitrary ordering of the groups. We interpret this as a shorthand for linking units to regression curves. For example, suppose that there are a “group 1” with a slope coefficient of 0.2 and a “group 2” with a slope coefficient of 0.8. If our confidence set rules out that unit i belongs to “group 1” then we take this to mean that unit i does not face a slope coefficient of 0.2. This interpretation does not depend on the ordering of the groups. Similarly, if our confidence set determines that units i and j belong to different groups, then we take this to mean that they face different slope coefficients.

This interpretation of a confidence set presumes that the data are rich enough to recover the group-specific coefficients. If the data do not provide any clue about the group-specific coefficients, then we are not able to statistically examine group memberships either. On the other hand, if the data are known to be “very rich,” and group memberships are guaranteed to be estimated correctly, then our confidence set is not needed.

Settings between these two extreme scenarios are relevant in practice. In Monte Carlo experiments calibrated to their empirical application, Bonhomme and Manresa (2015) find that units are frequently misclassified, whereas group-specific coefficients are estimated precisely (see Table S.III in their supplemental appendix). Dzemeski and Okui (2021) provide a theoretical framework to explain this observation.¹ They assume that unit i faces an error term with unit-specific variance σ_i^2 . Units with small σ_i are classified reliably. Units with large σ_i are potentially misclassified. Dzemeski and Okui (2021) show that the group-specific coefficients can be estimated consistently if the proportion of potentially misclassified units is sufficiently small. This is the main setting that we have in mind for applications of our confidence set. It is less restrictive than assuming, as is typically done in the literature, that both group-specific coefficients and all group assignments can be reliably estimated.

Our empirical application illustrates how our confidence set provides new economic insights. We follow Wang, Phillips, and Su (2019) who estimate a panel model that allows the effect of a minimum wage on unemployment to vary between US states, depending on the assignment of each state to one of four latent groups. This group assignment is potentially estimated with error. We use our confidence set to identify, up to a small pre-specified error probability, states without clustering uncertainty. In terms of the framework discussed above, these are states with low values of σ_i . For these states, we

¹For mathematical convenience, the theoretical analysis of clustered panel models often proceeds under assumptions that rule out any misclassification in the asymptotic limit (see e.g. Bonhomme and Manresa 2015; Vogt and Linton 2017).

can identify the state-specific effects of the minimum wage.

Our confidence set can also be used to enhance a plot of the estimated groups by adding information about clustering uncertainty. We illustrate this in our empirical application. Providing a plot of the estimated groups is standard practice.² This is true even in applications where the group structure is considered merely a nuisance parameter.³

An alternative to our frequentist approach is Bayesian inference. Fully parametric grouped-panel models are finite mixtures models that can be estimated by the EM algorithm (Dempster, Laird, and Rubin 1977). The E-step of the EM algorithm computes unit-wise posterior probabilities for group membership. These are valid if the units in the panel are independently drawn from the assumed parametric distribution. Our frequentist approach is more general. We do not assume a parametric distribution of the error term and show that our approach is valid for error distributions in a broad non-parametric class. We also allow for cross-sectional dependence, non-random patterns of heteroscedasticity, and non-random group assignments. Another advantage of our procedure is that it allows for joint inference on the N -dimensional vector of all group memberships, whereas unit-wise posterior probabilities only address uncertainty about the group membership of a single unit.

Quantifying the uncertainty about the true group structure is a high-dimensional inference problem. The N -dimensional vector of true group memberships is high-dimensional since its size grows as $N \rightarrow \infty$. To construct a confidence set for this high-dimensional parameter, we invert a test of the many moment inequalities that characterize group memberships. Testing many moment inequalities is the problem considered in Chernozhukov, Chetverikov, and Kato (2019). Their test is based on a single test statistic, whereas ours combines many simultaneous group membership tests for individual units. The advantage of our approach is that it can be inverted without running a computationally infeasible exhaustive search over the space of all partitions.

Our confidence set is valid in the presence of weak-dependence and serial correlation, whereas Chernozhukov, Chetverikov, and Kato (2019) assume independence over time. We account for serial correlation by using a heteroskedasticity–and–autocorrelation–robust (HAC) variance estimator (Andrews 1991; Newey and West 1987) when con-

²For example, see Figure 2 in Wang, Phillips, and Su (2019), Figure 2 in Bonhomme and Manresa (2015) and Figure 6 in Wang, Phillips, and Su (2018).

³For example, time-varying unobserved heterogeneity can be controlled by imposing a latent group structure with group-specific time fixed-effects. In this context, the heterogeneity in the fixed-effect is a nuisance parameter similar to the interacted fixed effects in, for example, Moon and Weidner (2023).

structuring the unit-wise test statistics.

The asymptotic analysis of our procedure accounts for the high-dimensional nature of our setting and allows for weak time-dependence. We build on Chang, Chen, and Wu (2023) who provide results for HAC estimators and a high-dimensional central limit theorem for dependent data. Our setting requires extending their approach in different ways. Specifically, we use a Nasarov-type inequality (Chernozhukov, Chetverikov, and Kato 2017) to control for the effect of parameter estimation. Moreover, we develop a regularization scheme for the HAC estimates. This regularization scheme allows us to control the estimation error in our data-driven critical values by using a comparison bound based on Li and Shao (2002).

We provide several extensions of our method. First, we suggest alternative critical values. These are slightly conservative but much easier to compute than our benchmark critical values. Second, we show that HAC estimation is not needed if there is no serial correlation. In this case, test statistics based on the usual variance estimators provide valid confidence sets and are easier to implement than those based on the HAC estimator. Third, we propose a two-step method, called unit selection, to shrink the cardinality of the confidence set when there are many units for which clustering uncertainty is low. The two-step procedure identifies and discards such units. We then construct a confidence set for the remaining units. The method accounts for errors in the unit selection and provides a valid confidence set. This additional error control can inflate the confidence set if unit selection does not eliminate sufficiently many units.

The remainder of this paper is organized as follows. Section 2 introduces the grouped panel model. Section 3 defines our confidence set for group membership. Section 4 proves the asymptotic validity of our confidence sets. Section 5 discusses the extensions of our method. Section 6 provides an empirical application. Section 7 presents Monte Carlo simulations that investigate the validity and power of our confidence set based on simulation designs inspired by our empirical application. Section 8 concludes.

An R package implementing the methods proposed in this paper is included in the replication package that is published together with this article.

2 Model

We observe panel data $(y_{it}, w'_{it}, x'_{it})'$ for units $i = 1, \dots, N$ and time periods $t = 1, \dots, T$, where y_{it} is a scalar dependent variable and w_{it} and x_{it} are covariate vectors. Unit i belongs to group $g_i^0 \in \mathbb{G} = \{1, \dots, G\}$. Group memberships are unobserved. The data

are generated from the model

$$y_{it} = w'_{it}\theta^w + x'_{it}\theta_{g_i} + \sigma_i v_{it}, \quad (1)$$

where v_{it} is a noise term with variance one and is potentially serially correlated, and σ_i is a latent heteroscedasticity parameter. The slope coefficient θ^w on w_{it} is common to all units. The slope coefficient on x_{it} is group-specific and given by θ_g for units i belonging to group $g \in \mathbb{G}$.

We assume that the regressors $(w'_{it}, x'_{it})'$ are uncorrelated with the contemporaneous error term $\sigma_i v_{it}$,

$$\mathbb{E}[(x'_{it}, w'_{it})'\sigma_i v_{it}] = 0. \quad (2)$$

This assumption does not rule out predetermined regressors such as lagged dependent variables.

Different estimation strategies for estimating the common and group-specific coefficients (θ^w and θ_g) have been proposed in the literature. For example, Bonhomme and Manresa (2015) estimate slope coefficients $\hat{\theta}^w, \hat{\theta}_1, \dots, \hat{\theta}_G$ and group memberships $\hat{g}_1, \dots, \hat{g}_N$ simultaneously by solving the least-squares problem

$$(\hat{\theta}^w, \hat{\theta}_1, \dots, \hat{\theta}_G, \hat{g}_1, \dots, \hat{g}_N) = \underset{\theta^w, \theta_1, \dots, \theta_G, g_1, \dots, g_N \in \mathbb{G}}{\operatorname{argmin}} \frac{1}{NT} \sum_{i=1}^N \sum_{t=1}^T (y_{it} - w'_{it}\theta^w - x'_{it}\theta_{g_i})^2$$

via the *kmeans* algorithm. The choice of squared loss is justified under the orthogonality condition (2). The estimators in Su, Shi, and Phillips (2016) and Wang, Phillips, and Su (2018) augment a squared loss function by a penalization scheme that imposes the grouped structure.

We assume that the number of groups G is either pre-specified or consistently estimated. Consistent estimates of G can be obtained, for example, by using the information criteria proposed by Bonhomme and Manresa (2015) or Su, Shi, and Phillips (2016) or by employing the testing procedure in Lu and Su (2017).

Remark 1. *For ease of exposition, we describe our procedures for balanced panels. The extension to unbalanced panels is straightforward.*

3 Confidence set for group membership

This section describes our confidence set for group membership. First, we define the formal requirements for an asymptotically valid confidence set for group membership. Second, we show that each group allocation corresponds to a set of moment inequalities and that a confidence set can be obtained by inverting a test of these inequalities. Finally, we introduce the test statistic and critical values.

3.1 Definition

A joint confidence set of group membership at confidence level $1 - \alpha$ is a random set \widehat{C}_α of vectors in \mathbb{G}^N that satisfies

$$\liminf_{N, T \rightarrow \infty} \inf_{P \in \mathbb{P}_N} P \left(\{g_i^0\}_{1 \leq i \leq N} \in \widehat{C}_\alpha \right) \geq 1 - \alpha, \quad (3)$$

where \mathbb{P}_N is a class of data-generating processes. If we observe $\{g_i\}_{1 \leq i \leq N} \in \widehat{C}_\alpha$, then the group structure that assigns unit $i = 1, \dots, N$ to group g_i is not ruled out by the data at confidence level $1 - \alpha$. Inequality (3) ensures that the confidence set is asymptotically valid in the sense that it rules out the population partition at most with probability α .

We impose uniform validity over sequences P_N on \mathbb{P}_N . Changing the data-generating process along the asymptotic sequence allows for σ_i that diverge as $N \rightarrow \infty$ for some units i , rendering these units potentially misclassified in the limit. Data-generating processes that are constant in N cannot model asymptotic clustering uncertainty (Dzemski and Okui 2021).

We construct our joint confidence set by combining unit-wise marginal confidence sets. This approach is computationally simple and can be tabulated and visualized easily. The marginal confidence set for unit i is computed by inverting a test for group membership

$$\widehat{C}_{\alpha, N, i} = \left\{ g \in \mathbb{G} : \widehat{T}_i(g) \leq \widehat{c}_{\alpha, N, i}(g) \right\} \cup \{\widehat{g}_i\},$$

where \widehat{g}_i denotes an estimator of the group membership of unit i , $\widehat{T}_i(g)$ is a test statistic and $\widehat{c}_{\alpha, N, i}$ is a unit-specific and data-dependent critical value. Test statistic and critical value are defined in Sections 3.3 and 3.4, respectively.

By explicitly adding \widehat{g}_i to the marginal confidence set, we guarantee that the joint confidence set is never empty and can always be interpreted as containing the estimated group structure padded by a margin of error. For the typical unit, inverting the test

already includes the unit’s estimated group membership in its marginal confidence set.⁴

Our joint confidence set is given by the Cartesian product of the unit-wise confidence sets:

$$\widehat{C}_\alpha = \prod_{1 \leq i \leq N} \widehat{C}_{\alpha, N, i}.$$

We use Bonferroni correction to control dependence between units and compute each unit-wise marginal confidence set at a nominal level of $1 - \alpha/N$.

In principle, it is possible to construct a joint confidence set directly without first computing unit-wise confidence sets. This can be accomplished by inverting a *joint* test for group membership. Testing group memberships for all groups simultaneously avoids the possible power loss from Bonferroni correction. However, inverting the test to obtain the confidence set requires testing all G^N possible groupings. This task is computationally infeasible unless N is very small. In contrast, our approach carries out only $G \times N$ tests and is feasible even if N is large.

An additional advantage of Bonferroni correction is that it produces confidence sets that are easy to report and to interpret. The joint confidence set can be fully described by reporting the marginal unit-wise confidence sets without enumerating all N -dimensional vectors contained in \widehat{C}_α . Interpreting a potentially large collection of such high-dimensional vectors would be challenging.

The Bonferroni correction renders our confidence set robust to any kind of cross-sectional dependence. This correction is only minimally conservative if the unit-wise confidence sets are approximately independent, i.e., if

$$P\left(\{g_i^0\}_{1 \leq i \leq N} \in \widehat{C}_\alpha\right) = \prod_{1 \leq i \leq N} P\left(g_i^0 \in \widehat{C}_{\alpha, N, i}\right) + p_\Delta, \quad (4)$$

where p_Δ is a small number. Approximate independence holds if units are cross-sectionally independent and N and T are large enough to estimate the group-specific coefficients precisely.

Theorem 1. *Let $0 < \alpha < 1$ and suppose that the unit-wise confidence sets satisfy*

$$P\left(g_i^0 \in \widehat{C}_{\alpha, N, i}\right) = 1 - \alpha/N \quad (5)$$

⁴In our simulations, we find that the probability of the test rejecting the estimated group membership to be very close to, but not equal to, zero (see Supplemental Material C.2).

and that condition (4) holds. Then

$$\alpha - \frac{\alpha^2}{2} - p_\Delta \leq P\left(\{g_i^0\}_{1 \leq i \leq N} \notin \widehat{C}_\alpha\right) \leq \alpha - \frac{\alpha^2}{2} \left(1 - \frac{\alpha}{3} + \frac{1}{N} \left(1 - \frac{\alpha}{N}\right)^{-2}\right) + p_\Delta.$$

For example, suppose that $N \geq 8$ and $1 - \alpha = 0.9$ and that conditions (4) and (5) hold with $p_\Delta \approx 0$. Theorem 1 implies that the Bonferroni correction inflates the joint coverage probability by only about 0.5-0.55%.

Remark 2. *Our approach can be adapted to produce joint confidence sets for subsets of units. For $1 \leq K < N$, suppose that the researcher is only interested in the K first units. A joint confidence set for these units is given by*

$$\bigtimes_{1 \leq i \leq K} \left\{g \in \mathbb{G} : \widehat{T}_i(g) \leq \widehat{c}_{\alpha, K, i}(g)\right\} \cup \{\widehat{g}_i\}.$$

For inference on the first K units, this confidence set is more powerful than the joint confidence set for all units. This is because less Bonferroni correction is needed when testing fewer units and therefore $\widehat{c}_{\alpha, K, i}(g) < \widehat{c}_{\alpha, N, i}(g)$ (see the definition of the critical values in Section 3.4 below).

Remark 3. *For applications where we are interested in inference on a single pre-specified unit i , a confidence set for the group membership of i is given by $\widehat{C}_{\alpha, 1, i}$.*

3.2 Motivation of our test of group membership

Our approach to testing the group membership hypothesis $H_0 : g_i^0 = g$ is based on

$$d_{it}(g, h) = \frac{1}{2} \left((y_{it} - w'_{it}\theta^w - x'_{it}\theta_g)^2 - (y_{it} - w'_{it}\theta^w - x'_{it}\theta_h)^2 + (x'_{it}(\theta_g - \theta_h))^2 \right).$$

The first two terms on the right-hand side are squared residuals representing the fit of assigning unit i to group g and the fit of assigning unit i to group h , respectively. The third term applies moment re-centering and ensures that $d_{it}(g, h)$ has mean zero under the null hypothesis. This can be seen by re-writing $d_{it}(g, h)$ as

$$d_{it}(g, h) = -\sigma_i v_{it} x'_{it} (\theta_g - \theta_h) + \left(\theta_g - \theta_{g_i^0}\right)' x_{it} x'_{it} (\theta_g - \theta_h).$$

The first term on the right-hand side has mean zero under the orthogonality assumption (2). If the null hypothesis is true, i.e., if $g_i^0 = g$, then the second term vanishes and $\sum_{t=1}^T \mathbb{E}[d_{it}(g, h)] = 0$ for all $h \neq g$.

If $\sum_{t=1}^T \mathbb{E}[x_{it}x'_{it}]$ has full rank and the null hypothesis is false, then $\sum_{t=1}^T \mathbb{E}[d_{it}(g, h)] > 0$ for some $h \neq g$. The strict inequality holds because for $h = g_i^0 \in \mathbb{G} \setminus \{g\}$ the second term in $d_{it}(g, h)$ is a quadratic form with strictly positive mean.

In summary, testing $H_0 : g_i^0 = g$ is equivalent to testing

$$H'_0 : \sum_{t=1}^T \mathbb{E}[d_{it}(g, h)] = 0 \quad \text{for all } h \in \mathbb{G} \setminus \{g\}$$

against

$$H'_1 : \text{there exists } h \in \mathbb{G} \setminus \{g\} \text{ such that } \sum_{t=1}^T \mathbb{E}[d_{it}(g, h)] > 0.$$

This is a one-sided significance test for a vector of moments.

3.3 Test statistic

Our test statistic $\widehat{T}_i(g)$ for unit $i = 1, \dots, N$ is the maximum of $(G-1)$ statistics $\widehat{D}_i(g, h)$ that test a hypothesized group membership g against alternative group assignments $h \neq g$:

$$\widehat{T}_i(g) = \max_{h \in \mathbb{G} \setminus \{g\}} \widehat{D}_i(g, h).$$

$\widehat{D}_i(g, h)$ tests group g against group h based on the restriction $\sum_{t=1}^T \mathbb{E}[d_{it}(g, h)] = 0$ from the previous section and is equal to the t -statistic

$$\widehat{D}_i(g, h) = \frac{\sum_{t=1}^T \widehat{d}_{it}(g, h) / \sqrt{T}}{\sqrt{\widehat{\Xi}_i(g, h, h)}},$$

where $\widehat{d}_{it}(g, h)$ is a sample counterpart of $d_{it}(g, h)$ that replaces the true slope coefficients θ^w and θ_g by their estimated values $\widehat{\theta}^w$ and $\widehat{\theta}_g$,

$$\widehat{d}_{it}(g, h) = \frac{1}{2} \left(\left(y_{it} - w'_{it} \widehat{\theta}^w - x'_{it} \widehat{\theta}_g \right)^2 - \left(y_{it} - w'_{it} \widehat{\theta}^w - x'_{it} \widehat{\theta}_h \right)^2 + \left(x'_{it} \left(\widehat{\theta}_g - \widehat{\theta}_h \right) \right)^2 \right),$$

and $\widehat{\Xi}_i(g, h, h)$ is an estimator of the long-run variance of $d_{it}(g, h)$.

The long-run variance estimator is kernel-based as in Andrews (1991) and Newey and West (1987). In order to define the estimator, let $\widehat{H}_{ij}(g, h, h')$ denote the sample

covariance of order j between $\hat{d}_{it}(g, h)$ and $\hat{d}_{it}(g, h')$,

$$\hat{H}_{ij}(g, h, h') = \frac{1}{T} \sum_{t=|j|+1}^T \left(\hat{d}_{i,t+\min(0,j)}(g, h) - \bar{\hat{d}}_i(g, h) \right) \left(\hat{d}_{i,t-\max(0,j)}(g, h') - \bar{\hat{d}}_i(g, h') \right), \quad (6)$$

where $\bar{\hat{d}}_i(g, h) = \frac{1}{T} \sum_{t=1}^T \hat{d}_{it}(g, h)$. The long-run variance-covariance estimator is given by

$$\hat{\Xi}_i(g, h, h') = \sum_{j=-T+1}^{T-1} K\left(\frac{j}{\kappa_N}\right) \hat{H}_{ij}(g, h, h'),$$

where $K(\cdot)$ is a kernel function and κ_N is a bandwidth parameter. In our simulation studies and empirical application, we use the quadratic spectral (QS) kernel (see, for example, Andrews 1991) given by

$$K_{QS}(x) = \frac{25}{12\pi^2 x^2} \left(\frac{\sin(6\pi x/5)}{6\pi x/5} - \cos(6\pi x/5) \right).$$

We select a data-driven bandwidth $\hat{\kappa}_N$ by using the following algorithm adapted from Chang, Chen, and Wu (2023):

Step A: For $g \in \mathbb{G}$ and $h \in \mathbb{G} \setminus \{g\}$, take each unit i such that $\hat{g}_i = g$ and fit an $AR(1)$ -model on $(\hat{d}_{it}(g, h))_{t=1}^T$. Let $\hat{\rho}_{igh}$ denote the estimated autoregressive coefficients and $\hat{\sigma}_{igh}^2$ the estimated variance of the innovation.

Step B: Select the bandwidth

$$\hat{\kappa}_N = 1.3221 \left(T \times \frac{\sum_{i=1}^N \sum_{g \in \mathbb{G}} \sum_{h \in \mathbb{G} \setminus \{g\}} \hat{\rho}_{igh}^2 \hat{\sigma}_{igh}^4 / (1 - \hat{\rho}_{igh}^2)^8}{\sum_{i=1}^N \sum_{g \in \mathbb{G}} \sum_{h \in \mathbb{G} \setminus \{g\}} \hat{\sigma}_{igh}^4 / (1 - \hat{\rho}_{igh}^2)^4} \right)^{1/5}.$$

3.4 Critical values

The critical value $\hat{c}_{\alpha, N, i}(g)$ is computed from the multivariate t -distribution (MVT) in $(G - 1)$ dimensions.⁵ In the case of two groups ($G = 2$), this distribution is equal to

⁵Using the multivariate t -distribution instead of a Gaussian distribution improves the finite sample performance of our confidence set if T is small.

Student's t -distribution and our critical value is given by

$$c_{\alpha,N,i}(g) = \sqrt{\frac{T}{T-1}} t_{T-1}^{-1} \left(1 - \frac{\alpha}{N}\right),$$

where $t_{T-1}^{-1}(p)$ denotes the p -quantile of Student's t -distribution with $(T-1)$ degrees of freedom. This critical value is straightforward to evaluate in most statistical software packages.

For $G \geq 3$, the computation of the critical value is more involved and requires the estimation of unit-specific correlation matrixes. In Section 5, we discuss a conservative approximation of the critical value that is easy to implement and independent of the data.

The critical value is given by

$$\hat{c}_{\alpha,N,i}(g) = c_{\alpha,N} \left(\rho(\hat{\Omega}_i(g), \epsilon_N) \right) = \sqrt{\frac{T}{T-1}} \left(t_{\max, \rho(\hat{\Omega}_i(g), \epsilon_N), T-1} \right)^{-1} \left(1 - \frac{\alpha}{N}\right),$$

where $t_{\max, \Omega, T-1}$ denotes the distribution function of the maximal entry of a centered random vector with multivariate t -distribution with scale matrix Ω and $(T-1)$ degrees of freedom, $\hat{\Omega}_i(g)$ is an estimator of the correlation matrix of the moment inequalities, ρ is a regularization function and ϵ_N is a regularization parameter.⁶

To define the estimated correlation matrix $\hat{\Omega}_i(g)$ for given g and i , map $j, j' = 1, \dots, G-1$ to $h, h' \in \mathbb{G}$ such that h and h' give the j th and j' th element of the vector $\mathbb{G}/\{g\}$, respectively.⁷ $\hat{\Omega}_i(g)$ is given by the $(G-1) \times (G-1)$ matrix with entry (j, j') equal to

$$\left(\hat{\Omega}_i(g) \right)_{j,j'} = \frac{\hat{\Xi}_i(g, h, h')}{\sqrt{\hat{\Xi}_i(g, h, h) \hat{\Xi}_i(g, h', h')}}.$$

For a $(G-1) \times (G-1)$ correlation matrix Ω , the regularization function ρ is defined as

$$\rho(\Omega, \epsilon) = \text{diag}^{-1/2} (\Omega + \epsilon^* (\Omega, \epsilon) I_{G-1}) (\Omega + \epsilon^* (\Omega, \epsilon) I_{G-1}) \text{diag}^{-1/2} (\Omega + \epsilon^* (\Omega, \epsilon) I_{G-1}),$$

where I_{G-1} is the identity matrix in \mathbb{R}^{G-1} , $\text{diag}(A)$, for a matrix A , returns a diagonal matrix of the same dimension as A with the diagonal entries equal to the diagonal entries

⁶ The distribution function of the multivariate t -distribution can be efficiently approximated by modern algorithms (Genz 1992). Implementations exist for Stata (Grayling and Mander 2016) and R (Azzalini and Genz 2016).

⁷ More formally, $h = j - \mathbf{1}_{\{j>g\}}$ and $h' = j' - \mathbf{1}_{\{j'>g\}}$, where $\mathbf{1}_{\{\cdot\}}$ is the indicator function.

of A , and

$$\epsilon^*(\Omega, \epsilon) = \max\{0, \epsilon - (1 - \max_{i < j} \Omega_{ij})\}.$$

We set the regularization parameter equal to $\epsilon_N = 0.01$. For robustness, we also conduct simulations with other values of ϵ_N and find that the exact choice of ϵ_N is not crucial to the validity of our method. Regularization is a technical tool needed to prove the asymptotic validity of our confidence set.

Our regularization scheme bounds pairwise correlations away from one but may output a singular matrix. A related regularization scheme in Andrews and Barwick (2012) bounds the resulting matrix away from singularity.

4 Asymptotic validity of our confidence set

Our asymptotic framework is of the long-panel variety and takes both the number of units N and the number of time periods T to infinity. In particular, we consider asymptotic sequences in which $T = T(N)$, where $T(\cdot)$ is increasing, but its exact form is unspecified except for conditions given in the statement of the theorems. In many panel data sets, the number of units far exceeds the number of time periods. We replicate this feature along the asymptotic sequence by allowing N to diverge at a much faster rate than T .

We consider a sequence \mathbb{P}_N of classes of probability measures. All our theoretical results hold uniformly over the sequence \mathbb{P}_N . For a probability measure P , let \mathbb{E}_P denote the expectation operator that integrates with respect to measure P . The parameters θ^w , $\{\theta_g\}_{g \in \mathbb{G}}$ and σ_i depend potentially on N . For notational convenience, we keep this dependence implicit.

The number of latent groups G is fixed and does not depend on N .

To state our assumptions, we define the matrix $\Omega_i(g_i^0)$ which provides the population counterpart to $\widehat{\Omega}_i(g_i^0)$. For unit i , define the population long-run covariance of the averages of $d_{it}(g_i^0, h)$ and $d_{it}(g_i^0, h')$ as

$$\Xi_i(h, h') = \sum_{j=-T+1}^{T-1} H_{ij}(h, h'),$$

where

$$H_{it}(h, h') = \frac{1}{T} \sum_{t=|j|+1}^T \mathbb{E}_P[d_{i,t+\min(0,j)}(g_i^0, h)d_{i,t-\max(0,j)}(g_i^0, h')].$$

For $i = 1, \dots, N$, $\Omega_i(g_i^0)$ is the $(G-1) \times (G-1)$ correlation matrix with entries

$$(\Omega_i(g_i^0))_{j,j'} = \frac{\Xi_i(h, h')}{\sqrt{\Xi_i(h, h)\Xi_i(h', h')}},$$

where the convention relating (j, j') to (h, h') is defined in footnote 7.

We now state our assumptions for the asymptotic validity of our joint confidence set.

Assumption 1. 1. (*Regressors are uncorrelated with the error term*) The linear panel model satisfies the orthogonality assumption (2).

2. (*Number of groups*) The number of latent groups G is fixed along the asymptotic sequence. Its estimator \widehat{G}_N satisfies

$$\lim_{N \rightarrow \infty} \sup_{P \in \mathbb{P}_N} P(\widehat{G}_N \neq G) = 0.$$

3. (*Estimation of auxiliary parameters*) There are vanishing sequences $r_{\theta, N}$ and $a_{\theta, N}$ such that

$$\sup_{P \in \mathbb{P}_N} P\left(\|\widehat{\theta}^w - \theta^w\| \vee \max_{g \in \mathbb{G}} \|\widehat{\theta}_g - \theta_g\| > r_{\theta, N}\right) \leq a_{\theta, N}.$$

4. (*Full rank*) Let $\lambda_{\min}(\cdot)$ denote the smallest eigenvalue of its argument. There is a finite constant $C_\lambda > 0$ such that

$$\inf_{P \in \mathbb{P}_N} \min_{1 \leq i \leq N} \lambda_{\min}\left(\frac{1}{T} \sum_{t=1}^T \sum_{s=1}^T \mathbb{E}_P[v_{it}v_{is}x_{it}x'_{is}]\right) \geq C_\lambda^{-1}.$$

5. (*Group separation*) $\iota_N \equiv \min_{g \in \mathbb{G}} \min_{h \in \mathbb{G} \setminus \{g\}} \|\theta_g - \theta_h\| > 0$.

6. (*Exponential tail bound*) There exist constants a and $d_1 > 1$ such that $P(|Z| > z) < \exp(-(z/a)^{d_1})$ for sufficiently large z , where Z is any component of the random vector $(x'_{it}, w'_{it}, v_{it})$.

7. (*Mixing sequence*) For every $i = 1, 2, \dots$, the sequence $(x'_{it}, w'_{it}, v_{it})_{t=1}^T$ is an α -mixing sequence with mixing coefficient α_i satisfying $\sup_i \alpha_i[k] \leq \exp(1 - bk^{d_2})$ for some $b > 0$ and $d_2 > 0$.
8. (*Stationarity*) For every $i = 1, 2, \dots$, $\{x'_{it}, w'_{it}, v_{it}\}_{t=1}^T$ is a strictly stationary time series.
9. (*Correlation of moment inequalities*) $\min_{1 \leq i \leq N} \min_{1 \leq j, j' \leq G-1} (\Omega_i(g_i^0))_{j, j'} > -1 + 4\epsilon_N/3$, where ϵ_N is the regularization parameter for $\rho(\cdot, \cdot)$.

Assumption 1.1 requires the regressors to be uncorrelated with the contemporaneous error term. It is a much weaker exogeneity assumption than, for example, strict exogeneity and allows for a rich set of regressors, including lagged dependent variables. Assumption 1.2 requires the number of groups to be consistently estimated. This condition is weak and can be guaranteed by using an appropriate procedure for choosing the number of groups (e.g. Lu and Su 2017; Vogt and Schmid 2021).

Assumption 1.3 requires the estimators $\hat{\theta}^w$ and $\hat{\theta}_g$ to be consistent for θ^w and θ_g , respectively, at a rate that vanishes as fast as or faster than $r_{\theta, N}$. Theorem 2 below require $r_{\theta, N}$ to vanish faster than $(T \log N)^{-1/2}$. Therefore, $\hat{\theta}^w$ and $\hat{\theta}_g$ have to converge faster than $T^{-1/2}$. Since $T^{-1/2}$ is the rate obtained by estimators based on time-series regression within units, it is important to choose estimators that also exploit cross-sectional variation such as the *kmeans* estimator (Bonhomme and Manresa 2015) or the estimators in Su, Shi, and Phillips (2016) and Wang, Phillips, and Su (2018). These estimators are known to be \sqrt{NT} -consistent under assumptions that rule out misclassification in the limit. Dzemski and Okui (2021) study consistency of the estimated coefficients under weaker assumptions. They distinguish between units with $\sigma_i \prec \sqrt{T/\log N}$ that can be classified reliably and noisy units with $\sigma_i \succeq \sqrt{T/\log N}$ that are potentially misclassified in the limit. They show that the *kmeans* estimator is \sqrt{NT} -consistent if the proportion of noisy units is sufficiently small. In Section 7, we complement this theoretical result by simulating designs where *kmeans* misclassifies units but still recovers group-specific coefficients at a rate that is faster than \sqrt{T} .

The full-rank condition in Assumption 1.4 ensures that the denominator of $\widehat{D}_i(g, h)$ is not too close to zero. The term in the minimum eigenvalue function is the population long-run covariance matrix of $v_{it}x_{it}$. The assumption restricts v_{it} (which has variance one) but does not limit the magnitude of the error term $\sigma_i v_{it}$ in our panel model (1). It allows conditional heteroskedasticity of v_{it} given x_{it} .

Assumption 1.5 maintains that groups are unique in the sense that there are not two groups that share the same coefficient values. The minimal distance between any two groups is measured by ι_N and is allowed to vanish asymptotically, provided that it satisfies additional rate conditions stated below. Vanishing group separation is an asymptotic modeling device to study settings where groups are distinct but difficult to distinguish. Most existing results that establish asymptotic properties of estimators of the group-specific coefficient assume strict group separation, i.e., that ι_N is bounded away from zero. This makes it difficult to verify Assumption 1.3 if $\iota_N \rightarrow 0$. This difficulty can be overcome by using our result for *kmeans* estimation in Supplemental Material D, which gives a consistency rate under vanishing group separation.

Assumptions 1.6-1.8 restrict the distribution of the time series $\{x'_{it}, w'_{it}, v_{it}\}_{t=1}^T$. Assumption 1.6 imposes exponential decay of the tails of the marginal distributions. Assumption 1.7 restricts the time-series dependence of the data by imposing exponential decay of the mixing coefficients. This assumption rules out processes with long memory. Assumption 1.8 requires the time series to be stationary. We use the stationarity assumption primarily to show that certain long-run variances are bounded. It can be replaced by other conditions that bound the long-run variances.

Assumption 1.9 rules out that the correlation matrix $\Omega_i(g_i^0)$ contains entries that are too close to negative one. This assumption does not rule out singularity of $\Omega_i(g_i^0)$. Singularity occurs mechanically in our setting whenever $G > p + 1$, where p is the dimension of x_{it} .⁸ No restrictions are placed on positive correlations, which is important in settings with vanishing group separation, where groups h and h' have similar coefficients and hence highly positively correlated moment inequalities.⁹ Our regularization approach controls positive correlations that are close to one.

We now introduce the last assumption that restricts the choice of kernel function. The validity of this assumption is under complete control of the researcher and does not depend on the underlying data. It is satisfied by the QS kernel (see Andrews 1991).

Assumption 2. *The kernel function $K(\cdot) : \mathbb{R} \rightarrow [-1, 1]$ is continuously differentiable with bounded derivatives on \mathbb{R} and satisfies (i) $K(0) = 1$, (ii) $K(x) = K(-x)$ for any $x \in \mathbb{R}$, (iii) $\int_{-\infty}^{\infty} |K(x)| dx < \infty$, and (iv) $K(x) \lesssim |x|^{-\vartheta}$ as $|x| \rightarrow \infty$ for some constant $\vartheta > 1$.*

⁸Our testing approach is designed to be able to handle singular correlation matrices. In contrast, e.g., the quasi-likelihood ratio statistic used in Kudo (1963) is not defined for singular correlation matrices.

⁹In Supplemental Material D, we develop a theoretical framework based on local alternatives to study settings with very similar groups.

The following theorem establishes the validity of our joint confidence set. In the limit, it covers the true group membership at least with pre-specified probability $1 - \alpha$.

Theorem 2. *Let \mathbb{P}_N be a class of probability measures that satisfy Assumption 1 with identical choices of a , b , d_1 , and d_2 . Assume that there are finite constants $0 < \delta_1 < \delta_2$ and $1 < k_1 \leq k_2$ such that $T^{\delta_1} \leq N \leq o(1)T^{\delta_2}$ and $(\log N)^{-k_2} \leq \epsilon_N \leq (\log N)^{-k_1}$. Let Assumption 2 hold with $\kappa_N \asymp T^\rho$, where $0 < \rho < (\vartheta - 1)/(3\vartheta - 2)$.¹⁰ In addition, assume*

$$r_{\theta,N} \sqrt{T \log N} = o\left(1 \wedge \iota_N \min_{1 \leq i \leq N} \sigma_i\right). \quad (7)$$

Then,

$$\liminf_{N,T \rightarrow \infty} \inf_{P \in \mathbb{P}_N} P\left(\{g_i^0\}_{1 \leq i \leq N} \in \widehat{C}_\alpha\right) \geq 1 - \alpha.$$

In addition to the abovementioned assumptions, this theorem introduces some rate conditions. The first condition restricts the relative magnitudes of T and N . It still accommodates both “short panels” where T is small relative to N and “long panels” where T is large relative to N . The second condition requires the regularization parameter ϵ_N to vanish at a sufficiently slow rate. The third rate condition controls the rate at which the bandwidth sequence κ_N diverges. This rate condition is automatically satisfied for the QS kernel if the bandwidth is chosen by the procedure described in Section 3.3. Finally, condition (7) restricts the rate of convergence of the estimators $\hat{\theta}^w$ and $\hat{\theta}_g$.

We now discuss the latter condition in the context of two examples. For both examples, assume that σ_i is bounded away from zero uniformly over units i . For the first example, groups are well-separated, i.e., ι_N is a positive constant and does not depend on N . Existing results for clustering with well-separated groups suggest $r_{\theta,N} = (NT)^{-1/2} \zeta_N$ with $\zeta_N \rightarrow \infty$ (Bonhomme and Manresa 2015; Su, Shi, and Phillips 2016; Wang, Phillips, and Su 2018).¹¹ Under this convergence rate, condition (7) is equivalent to $\log N/N = o(1)$ and hence trivially satisfied. For the second example, group separation is vanishing with $\iota_N = T^{-1/2+e}$ for $0 < e < 1/2$. In Theorem D.1 in Supplemental Material D.3, we show $r_{\theta,N} = (NT)^{-1/2} \zeta_N$, under some technical conditions. Then, condition (7) becomes $T^{1-2e} \log N/N = o(1)$. This condition restricts the relative magnitudes of N and T . In particular, the weaker group separation is, i.e., the closer e is to zero, the larger N has to be relative to T . It is sufficient that $N \geq T^{\delta_1}$ with $\delta_1 > 1 - 2e$.

¹⁰For sequences a_N and b_N we write $a_N \asymp b_N$ if and only if $a_N = O(b_N)$ and $b_N = O(a_N)$.

¹¹The sequence ζ_N can go to infinity at any slow rate.

A caveat to the calculations in the previous paragraph is that the results for the rate of consistency of the *kmeans* estimator rely on assumptions that rule out misclassification in the limit. In the discussion following Theorem D.1 in Supplemental Material D.3, we indicate how this limitation can be overcome based on the approach in Dzemski and Okui (2021), but leave a formal proof to future research.

Remark 4. *Our method can be extended to panel models with unit fixed effects by interpreting model (1) as representing the fixed-effect transformed model. This application of our procedure can be theoretically justified but is not covered by the asymptotic results in this section. Extending the results to the fixed-effect model requires some (possibly lengthy) modifications to our arguments.*

To derive the asymptotic behavior of the test statistic under the transformed model, we have to examine $-\sigma_i \dot{v}_{it} \dot{x}'_{it} (\theta_g - \theta_h)$, where $\dot{v}_{it} = v_{it} - \sum_{s=1}^T v_{is}/T$ and $\dot{x}_{it} = x_{it} - \sum_{s=1}^T x_{is}/T$. When x_{it} is strictly exogenous, i.e., $\mathbb{E}[v_{it} \mid x_{i1}, \dots, x_{iT}] = 0$, the orthogonality condition (2) holds also in the transformed model. However, the mixing condition in Assumption 1.7 may not be satisfied. For example, if v_{it} is i.i.d. over time, the correlation between \dot{v}_{it} and \dot{v}_{is} for $t \neq s$ is $1/T$ regardless of the distance between s and t . The mixing condition requires serial correlation between distant time periods to vanish and is therefore not satisfied for \dot{v}_{it} under fixed T as required by Assumption 1.7. Mixing still holds asymptotically as $T \rightarrow \infty$, and our proof has to be modified to show that this is sufficient. When x_{it} is merely predetermined, i.e. $\mathbb{E}[v_{it} \mid x_{i1}, \dots, x_{it}] = 0$, the transformed model is not guaranteed to satisfy (2) because

$$\begin{aligned} \sum_{t=1}^T \mathbb{E}[\dot{v}_{it} \dot{x}'_{it}] &= \mathbb{E} \left[\sum_{t=1}^T v_{it} x_{it} - T \left(\sum_{s=1}^T v_{is}/T \right) \left(\sum_{s=1}^T x'_{is}/T \right) \right] \\ &= T^{-1} \mathbb{E} \left[\left(\sum_{s=1}^T v_{is} \right) \left(\sum_{s=1}^T x'_{is} \right) \right] \end{aligned}$$

may not be zero. In many cases, including the panel AR(1) model with $x_{it} = y_{i,t-1}$, $(\sum_{s=1}^T v_{is}/T)(\sum_{s=1}^T x'_{is}/T) = O_P(1/T)$ for each i (see, e.g., Nickell 1981; Hahn and Kuersteiner 2002) and the expected uniform order of this term is $O_P(T^{-1} \log N)$. Inspection of the proof of Theorem 2 reveals that a term of this order is asymptotically negligible.

5 Extensions

This section discusses several extensions of our procedure. We first demonstrate the possibility of simplifying the procedure at the cost of power and/or losing robustness against serial correlation. We also propose a two-step method to increase the power of our confidence set.

5.1 A simpler procedure with conservative critical values

The implementation of our confidence set can be greatly simplified by using different critical values that are slightly conservative but can be computed without estimating and regularizing a covariance matrix. We call these the *SNS critical values*, borrowing a term from Chernozhukov, Chetverikov, and Kato (2019) who propose similar critical values for a high-dimensional testing problem and justify them using the theory of self-normalized sums (SNS).

For $G = 2$, the SNS critical values are identical to our critical values. For $G \geq 3$, the SNS critical values are an upper bound to our critical values and will always yield a weakly larger confidence set. The SNS critical values are given by

$$\hat{c}_{\alpha,N,i}^{\text{SNS}}(g) = c_{\alpha,N}^{\text{SNS}} = \sqrt{\frac{T}{T-1}} t_{T-1}^{-1} \left(1 - \frac{\alpha}{(G-1)N} \right)$$

with $t_{T-1}^{-1}(p)$ defined in Section 3.4. The factor $(G-1)$ carries out a Bonferroni correction to account for the $(G-1)$ moment inequalities that are simultaneously tested for unit i . The critical values do not depend on i nor g ; identical values can be used for all i and g . Let $\hat{C}_{\alpha}^{\text{SNS}}$ denote the confidence set computed by applying our procedure with SNS critical values. The following result establishes the asymptotic validity of this confidence set.

Theorem 3. *Let \mathbb{P}_N be a class of probability measures that satisfy Assumptions 1.1–1.8 with identical choices of a , b , d_1 , and d_2 . Assume that there are finite constants $0 < \delta_1 < \delta_2$ such that $T^{\delta_1} \leq N \leq o(1)T^{\delta_2}$. Let Assumption 2 hold with $\kappa_N \asymp T^{\rho}$, where $0 < \rho < (\vartheta - 1)/(3\vartheta - 2)$, and assume that condition (7) holds. Then,*

$$\liminf_{N,T \rightarrow \infty} \inf_{P \in \mathbb{P}_N} P \left(\{g_i^0\}_{1 \leq i \leq N} \in \hat{C}_{\alpha}^{\text{SNS}} \right) \geq 1 - \alpha.$$

5.2 A simpler procedure under no serial correlation

Another simplification of our procedure is possible in the absence of serial correlation. Suppose that, for each unit i , the time series $\{x_{it}v_{it}\}_{t=1}^T$ is serially uncorrelated.

Assumption 3. For every $i = 1, 2, \dots$ and all $s, t = 1, 2, \dots$ such that $s \neq t$, $\mathbb{E}[v_{is}v_{it}x_{is}x_{it}] = 0$.

Under this assumption

$$\Xi_i(g, h, h') = \text{cov}(d_{it}(g, h), d_{it}(g, h'))$$

can be consistently estimated by $\widehat{\Xi}_i(g, h, h')$ by setting

$$K\left(\frac{j}{\kappa_N}\right) = \begin{cases} 0 & \text{if } j \neq 0 \\ 1 & \text{if } j = 0. \end{cases} \quad (8)$$

Then $\widehat{\Xi}_i(g, h, h')$ takes the simple form

$$\widehat{\Xi}_i(g, h, h') = \frac{1}{T} \sum_{t=1}^T \left(\hat{d}_{it}(g, h) - \bar{\hat{d}}_i(g, h) \right) \left(\hat{d}_{it}(g, h') - \bar{\hat{d}}_i(g, h') \right)$$

and the test statistic is given by

$$\widehat{D}_i(g, h) = \frac{\sum_{t=1}^T \hat{d}_{it}(g, h) / \sqrt{T}}{\sqrt{\frac{1}{T} \sum_{t=1}^T \left(\hat{d}_{it}(g, h) - \bar{\hat{d}}_i(g, h) \right)^2}}. \quad (9)$$

Critical values are computed by $\hat{c}_{\alpha, N, i}(g)$ with the simplified version of $\widehat{\Omega}_i(g)$. The following result states the conditions for the validity of the simplified procedure. In contrast to Theorem 2, stationarity is not required.

Theorem 4. Let \mathbb{P}_N be a class of probability measures that satisfy Assumptions 1.1–1.7 and Assumption 1.9 with identical choices of a , b , d_1 , and d_2 . Assume that there are finite constants $0 < \delta_1 < \delta_2$ and $1 < k_1 \leq k_2$ such that $T^{\delta_1} \leq N \leq o(1)T^{\delta_2}$ and $(\log N)^{-k_2} \leq \epsilon_N \leq (\log N)^{-k_1}$. Let Assumption 3 and condition (8) hold. In addition, suppose that

$$r_{\theta, N} \sqrt{T \log N} = o\left(1 \wedge \iota_N \wedge \min_{1 \leq i \leq N} \sigma_i\right). \quad (10)$$

Then, \widehat{C}_α based on (8) satisfies

$$\liminf_{N,T \rightarrow \infty} \inf_{P \in \mathbb{P}_N} P \left(\{g_i^0\}_{1 \leq i \leq N} \in \widehat{C}_\alpha \right) \geq 1 - \alpha.$$

Combining the test statistic (9) under no serial correlation with SNS critical values yields a particularly simple procedure that can be implemented with minimal programming effort.

5.3 Increasing power by using a two-step procedure

For units that are very easy to classify (i.e., have very small σ_i), we estimate the true group memberships with probability strictly larger than $1 - \alpha/N$. This renders our confidence set conservative. Using the information provided by the units that are easy to classify, we may be able to shrink the marginal confidence sets for the units that are difficult to classify (i.e., have large σ_i). This idea inspires our two-step procedure that we call *unit selection*.

The key part of our two-step procedure is the detection of units that are easy to classify. For these units, we report singleton marginal confidence sets. We then compute our joint confidence on the sub-sample of remaining units. We slightly adjust the nominal level of the confidence set to control for classification error in unit selection. Unit selection can increase the power of the confidence set because it carries out fewer simultaneous tests than our one-step procedure. For example, if unit selection eliminates $N/3$ units, the resulting confidence set is based on Bonferroni correction to adjust for $2N/3$ rather than N simultaneous tests.

For our two-step procedure we assume that \hat{g}_i minimizes squared loss, i.e., we assume

$$\sum_{t=1}^T \hat{d}_{it}^U(\hat{g}_i, h) \leq 0 \quad \text{for all } h \in \mathbb{G}, \quad (11)$$

where

$$\hat{d}_{it}^U(g, h) = (y_{it} - w'_{it}\hat{\theta}^w - x'_{it}\hat{\theta}_g)^2 - (y_{it} - w'_{it}\hat{\theta}^w - x'_{it}\hat{\theta}_h)^2.$$

This requirement is automatically satisfied if the grouped panel model is estimated by *kmeans* clustering (e.g. Bonhomme and Manresa 2015).

Our algorithm for unit selection identifies a unit as easy to classify if it satisfies two

conditions that we call *moment selection* and *hypothesis selection*.¹² A unit i satisfies the moment selection criterion if we detect substantial slackness in inequality (11) for all $h \neq \hat{g}_i$. A unit i satisfies the hypothesis selection criterion if all group memberships $h \neq \hat{g}_i$ are rejected.

The unit selection procedure is parameterized by $\beta \in [0, \alpha/3)$. The larger β , the more unit selection is carried out. Let

$$\widehat{D}_i^U(g, h) = \frac{\sum_{t=1}^T \widehat{d}_{it}^U(g, h) / \sqrt{T}}{\sqrt{\widehat{\Xi}_i^U(g, h, h)}},$$

where $\widehat{\Xi}_i^U(g, h, h)$ is defined as $\widehat{\Xi}_i(g, h, h)$ with \widehat{d}_{it}^U replacing \widehat{d}_{it} . $\widehat{D}_i^U(g, h)$ is a counterpart to $\widehat{D}_i(g, h)$ that does not adjust for the mean under the null hypothesis.

The first step of our two-step procedure carries out moment selection by computing the set

$$\widehat{M}_i(g) = \left\{ h \in \mathbb{G} \setminus \{g\} \mid \widehat{D}_i^U(g, h) > -2c_{\beta, N}^{\text{SNS}} \right\}$$

for $g \in \mathbb{G}$ and $i = 1, \dots, N$. This set gives the selected moment inequalities for the hypothesis $H_0 : g_i^0 = g$. For units i for which $\widehat{M}_i(g)$ is empty, we have strong evidence that $g_i^0 = g$. These units satisfy the moment selection criterion for elimination in the first step. Condition (11) ensures that $\widehat{M}_i(g)$ is never empty for $g \neq \hat{g}_i$. This property ensures that moment selection does not eliminate misclassified units.

The second step of our two-step procedure is given by the following algorithm that carries out hypothesis selection:

Step 2.A: Set $s = 0$ and $H_i(0) = \mathbb{G}$.

Step 2.B: Set $\widehat{N}(s) = \sum_{i=1}^N \max_{g \in H_i(s)} \mathbf{1}\{\widehat{M}_i(g) \neq \emptyset\}$.

Step 2.C: Set

$$H_i(s+1) = \left\{ g \in \mathbb{G} \mid \widehat{T}_i(g) \leq \widehat{c}_{\alpha-2\beta, \widehat{N}(s), i}(g) \right\} \cup \{\hat{g}_i\}.$$

¹²The term “moment selection” is borrowed from the literature on testing moment inequalities (see, e.g., Chernozhukov, Chetverikov, and Kato 2019; Andrews and Soares 2010; Andrews and Barwick 2012; Romano, Shaikh, and Wolf 2014; Canay and Shaikh 2017). In this literature, moment selection reduces the power loss from possibly slack moment inequalities by identifying inequalities that are “obviously” satisfied. Our use is different. We use moment selection to reduce the power loss from running many simultaneous tests by identifying units that are “obviously” correctly classified.

Step 2.D: If $H_i(s+1) = H_i(s)$ for all i , then exit the algorithm. Otherwise, set $s = s+1$ and go to Step 2.B.

Step 2.A initializes the algorithm by designating all possible group assignments as hypotheses that have to be tested. Step 2.B counts the number $\widehat{N}(s)$ of units that are not easy to classify. Unit i is easy to classify if and only if $\widehat{M}_i(\widehat{g}_i)$ is empty (moment selection) and $H_i(s) = \{\widehat{g}_i\}$ (hypothesis selection). Step 2.C carries out hypothesis selection with critical values adjusted for $\widehat{N}(s)$ simultaneous tests of group membership. $H_i(s+1)$ gives a preliminary marginal confidence set for unit i after s iterations of hypothesis selection. Step 2.D checks the convergence of the algorithm.¹³ If the algorithm has converged after $s = s^*$ iterations, the final joint confidence set is given by

$$\widehat{C}_{\text{sel},\alpha,\beta} = \bigtimes_{1 \leq i \leq N} H_i(s^*).$$

The second-step confidence set is calculated at nominal confidence level $1 - \alpha + 2\beta$ (see the definition of $H_i(s+1)$ in Step 2.C). The adjustment by 2β represents the cost of unit selection and controls for two possible errors at the first step. The first error is estimating an incorrect group membership for a unit that is easy to classify “in population”. The second error is erroneously declaring a unit as easy to classify.

Unit selection increases the power of the confidence set if its benefits (decreasing the number of units at the second step) outweigh the cost (adjustment of nominal level at the second step). If sufficiently many units can be eliminated, then $\widehat{C}_{\text{sel},\alpha,\beta}$ is more powerful (“smaller”) than the corresponding one-step confidence set \widehat{C}_α . If too few units are eliminated, then a two-step confidence set can be slightly more conservative (“larger”) than the corresponding one-step confidence set.

We establish the validity of the two-step procedure under the assumption of no serial correlation (Assumption 3 above) and the following additional assumption.

Assumption 4. 1. The vector $(\theta^{w'}, \{\theta'_g\}'_{g \in \mathbb{G}})$ is contained in a compact parameter space Θ .

2. Let p denote the dimension of x_{it} . For any $k_1, k_2, k_3 = 1, \dots, p$,

$$\mathbb{E}[\sigma_i v_{it} x_{it,k_1} x_{it,k_2} x_{it,k_3}] = 0.$$

¹³The algorithm always converges since $\widehat{N}(s)$ and the cardinality of $H_i(s)$ are decreasing in s .

The first part of this assumption is standard. The second part imposes an orthogonality condition on triples of time periods. It is stronger than the assumption of no serial correlation between pairs of time periods but weaker than independence across time. We now state the formal result for the asymptotic validity of the two-step procedure.

Theorem 5. *Let \mathbb{P}_N be a set of probability measures that satisfy Assumptions 1, 3 and 4 with identical choices of a , b , d_1 , and d_2 . Assume that there are finite constants $0 < \delta_1 < \delta_2$ and $1 < k_1 \leq k_2$ such that $T^{\delta_1} \leq N \leq o(1)T^{\delta_2}$ and $(\log N)^{-k_2} \leq \epsilon_N \leq (\log N)^{-k_1}$. Let Assumption 3 and condition (8) hold and $0 < 3\beta < \alpha < 1$. If condition (10) is satisfied, then*

$$\liminf_{N, T \rightarrow \infty} \inf_{P \in \mathbb{P}_N} P \left(\{g_i^0\}_{1 \leq i \leq N} \in \widehat{C}_{\text{sel}, \alpha, \beta} \right) \geq 1 - \alpha.$$

6 Empirical application: Heterogeneous effects of a minimum wage

In this section, we revisit the work by Wang, Phillips, and Su (2019) to illustrate our procedures. Wang, Phillips, and Su (2019) estimate a grouped panel model to study heterogeneous effects of a minimum wage in the restaurant sector. Their analysis builds on Dube, Lester, and Reich (2010) who employ a similar panel model but do not allow for effect heterogeneity. We assess the clustering uncertainty of the group memberships estimated in Wang, Phillips, and Su (2019) by computing confidence sets for group memberships.

We use the panel data described in Dube, Lester, and Reich (2010). It contains quarterly data for 1380 US counties, ranging from the first quarter of 1990 to the second quarter of 2006. The grouped panel model estimated in Wang, Phillips, and Su (2019) is given by

$$\log(\text{emp}_{ict}) = \theta_{g_i^0, 1} \log(\text{mw}_{ict}) + \theta_{g_i^0, 2} \log(\text{pop}_{ict}) + \theta_{g_i^0, 3} \log(\text{emp}_{ict}^{\text{TOT}}) + \phi_c + \tau_t + \sigma_i v_{ict}$$

for state $i = 1, \dots, 51$, county $c = 1, \dots, n_i$ and time period $t = 1, \dots, T = 66$, where n_i is the number of counties in state i . The variable emp_{ict} gives employment in the restaurant sector, mw_{ict} gives the minimum wage and $\text{emp}_{ict}^{\text{TOT}}$ gives total employment in all sectors. Finally, ϕ_c is a county fixed effect, τ_t is a time fixed effect, and $\sigma_i v_{ict}$ is an idiosyncratic error term.

Su, Shi, and Phillips (2016) propose an information criterion to select the number of

	$g = 1$		$g = 2$		$g = 3$		$g = 4$	
	coef	se	coef	se	coef	se	coef	se
$\theta_{g,1}$	0.55	0.05	-0.03	0.04	0.06	0.04	-0.25	0.04
$\theta_{g,2}$	0.63	0.07	0.60	0.06	0.34	0.07	0.47	0.06
$\theta_{g,3}$	0.51	0.04	0.61	0.03	0.41	0.03	0.53	0.03

Table 1: Estimates for the group-specific slope coefficients (coef) and corresponding standard errors (se). Standard errors clustered at the county level.

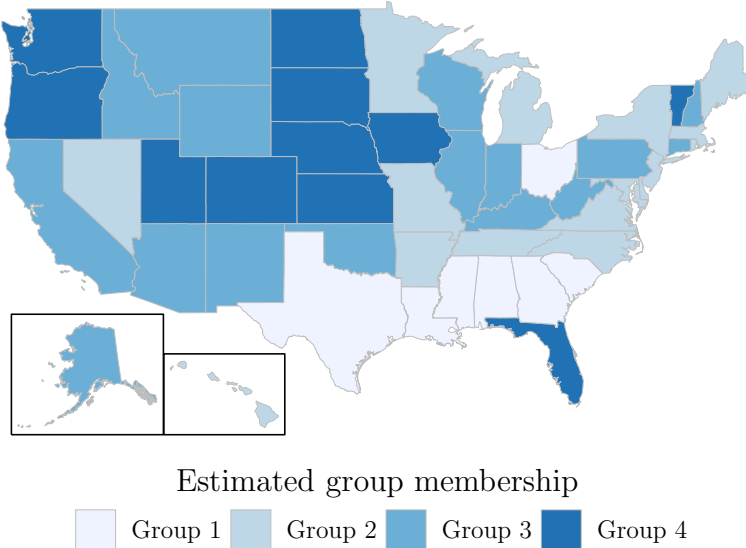


Figure 1: Estimated clusters.

groups G in a grouped-panel regression and prove its consistency. Wang, Phillips, and Su (2019) apply this criterion to the data and select $G = 4$. Table 1 gives their CLasso (Su, Shi, and Phillips 2016) estimates for the slope coefficients for the four groups.

There are two groups with estimated positive effects of the minimum wage on employment and two groups with negative effects (see $\theta_{g,1}$ in the table).

Based on these estimates for the slope coefficients, we estimate group memberships by running one update step of the *kmeans* algorithm. This updating step ensures that the estimated group memberships satisfy inequality (11) and produces estimated group memberships that are identical to the CLasso estimates in all but six states. Estimated group memberships are displayed in Figure 1 and reported in Table B.1 in the Supplemental Material. Note that Figure 1 is slightly different from Figure 2 in Wang, Phillips, and Su (2019) due to the additional *kmeans* step.

To translate the panel model to our framework, we identify states (subscript i) as the

cross-sectional dimension and counties and quarters (subscripts c and t) jointly as the second (“time”) dimension. We compute our confidence sets based on the fixed-effect transformation

$$\widetilde{\mathbf{1emp}}_{ict} = \theta_{g_s^0,1} \widetilde{\mathbf{1mw}}_{ict} + \theta_{g_s^0,2} \widetilde{\mathbf{1pop}}_{ict} + \theta_{g_s^0,3} \widetilde{\mathbf{1emp}}_{ict}^{\text{TOT}} + \tilde{\tau}_t + \sigma_i \tilde{v}_{ict}. \quad (12)$$

Here, $\widetilde{\mathbf{1emp}}_{ict} = \log(\mathbf{1emp}_{ict}) - \sum_{t'=1}^T \log(\mathbf{1emp}_{ict'})/T$ and $\widetilde{\mathbf{1mw}}_{ict}$, $\widetilde{\mathbf{1pop}}_{ict}$, and $\widetilde{\mathbf{1emp}}_{ict}^{\text{TOT}}$ are defined similarly. Moreover, $\tilde{\tau}_t = \tau_t - \sum_{t'=1}^T \tau_{t'}/T$ and $\tilde{v}_{ict} = v_{ict} - \sum_{t'=1}^T v_{ict'}/T$. Remark 4 above heuristically justifies applying our procedure to fixed-effect-transformed data.

Our second panel dimension comprises both cross-sectional variation between counties and time-series variation between different quarters. To adapt our definition of the estimated long-run variance to this setting, we redefine \hat{H}_{ij} in (6) as

$$\begin{aligned} & \hat{H}_{ij}(g, h, h') \\ &= \frac{1}{T n_i} \sum_{c=1}^{n_i} \sum_{t=|j|+1}^T \left(\hat{d}_{ic,t+\min(0,j)}(g, h) - \bar{\hat{d}}_{ic}(g, h) \right) \left(\hat{d}_{ic,t+\min(0,j)}(g, h) - \bar{\hat{d}}_{ic}(g, h') \right), \end{aligned}$$

where $\bar{\hat{d}}_{ic} = \sum_{t=1}^T \hat{d}_{ict}/T$ and \hat{d}_{ict} is defined as in Section 3.3 with the double index ct replacing t . We use the following modified algorithm for bandwidth selection:

- (A) For $g \in \mathbb{G}$ and $h \in \mathbb{G} \setminus \{g\}$, take each state i such that $\hat{g}_i = g$ and compute $\hat{d}_{ict}(g, h)$ for all $c = 1, \dots, n_i$ and $t = 1, \dots, T$. Fit an $AR(1)$ -model on $(\hat{d}_{ict}(g, h))_{t=1}^T$ and let $\hat{\rho}_{icgh}$ denote the estimated autoregressive coefficients and $\hat{\sigma}_{icgh}^2$ the estimated variance of the innovation.
- (B) Estimate the bandwidth sequence by

$$\hat{\kappa}_N = 1.3221 \left(T \times \frac{\sum_{i=1}^N \sum_{c=1}^{n_i} \sum_{g \in \mathbb{G}} \sum_{h \in \mathbb{G} \setminus \{g\}} \hat{\rho}_{icgh}^2 \hat{\sigma}_{icgh}^4 / (1 - \hat{\rho}_{icgh}^2)^8}{\sum_{i=1}^N \sum_{c=1}^{n_i} \sum_{g \in \mathbb{G}} \sum_{h \in \mathbb{G} \setminus \{g\}} \hat{\sigma}_{icgh}^4 / (1 - \hat{\rho}_{icgh}^2)^4} \right)^{1/5}$$

This algorithm yields $\hat{\kappa}_N = 21.37$.

We compute the joint-confidence set at level $1 - \alpha = 0.95$. For the regularization parameter, we set $\epsilon_N = 0.01$. Our results are robust to different choices of ϵ_N .¹⁴

¹⁴For $\epsilon_N = 0, 0.05$, we obtain a confidence set that differs only in the group assignments for Kentucky. For $\epsilon_N = 0.01, 0.05$, group $g = 2$ is contained in the marginal confidence set for Kentucky (p -values 0.0662 and 0.0610). For $\epsilon = 0$, it is not (p -value 0.0372).

State	\hat{g}_i	baseline			SNS			
		p-val	\hat{g}_i	card	CS	p-val	\hat{g}_i	card
Arkansas	2	0.027	1	2	0.041	1	2	
Colorado	4	0.893	2	3, 4	1.000	2	3, 4	
Connecticut	3	0.631	2	2, 3	0.715	2	2, 3	
Florida	4	0.049	1	4	0.074	2	3, 4	
Idaho	3	0.664	2	3, 4	0.852	2	3, 4	
Indiana	3	0.024	1	3	0.038	1	3	
Kansas	4	0.010	1	4	0.015	1	4	
Kentucky	3	0.093	2	3, 4	0.151	3	2, 3, 4	
Maine	2	0.015	1	2	0.023	1	2	
New Hampshire	3	0.080	2	3, 4	0.130	2	3, 4	
New Mexico	3	0.094	3	2, 3, 4	0.121	3	2, 3, 4	
Oklahoma	3	0.168	2	2, 3	0.207	2	2, 3	
Pennsylvania	3	0.021	1	3	0.030	1	3	
West Virginia	3	0.014	1	3	0.041	1	3	
Wisconsin	3	0.392	2	2, 3	0.455	2	2, 3	

Table 2: Marginal confidence set at level $1 - \alpha = 0.95$ for the states with group membership that are estimated with p -value between 1% and 90%. “p-val \hat{g}_i ” is the p -value for the significance of the estimated group membership. “CS cardinality” is the cardinality of the marginal confidence set for the state. “CS” is the marginal confidence set. “Baseline” refers to the procedure with critical values defined in Section 3.4. “SNS” refers to the procedure with critical values defined in Section 5.1.

The full joint confidence set is reported in Table B.1 in the Supplemental Material. Marginal confidence sets for a subset of states are given in Table 2. The cardinality of the state-wise marginal confidence sets is four for three states, three for seven states, two for twelve states, and one for twenty-nine states.

Based on our joint confidence set, we compute p -values for the significance of the estimated group memberships. We say that the estimated group membership \hat{g}_i for state i is significant at level α if the marginal confidence set for state i with confidence level $1 - \alpha$ contains only \hat{g}_i . Up to a joint failure probability of at most α , significantly estimated group memberships reveal the true group membership and cannot be attributed to estimation error. The p -value for significance of \hat{g}_i is the smallest value of α such that \hat{g}_i is significant at level α . The p -values for a subset of states are reported in Table 2, and results for all states are reported in Table B.1 in the Supplemental Material.

Table 2 demonstrates that, for our sample, the SNS critical values from Section 5.1 yield slightly larger confidence sets than our baseline procedure. For example, the cardinality of the marginal confidence set for Florida increases from 1 to 2 (p -value increases from 0.049 to 0.074) when we use the SNS critical values.

Displaying a visual representation of the estimated clusters as we do in Figure 1 is standard practice even in applications where the clustering structure is a nuisance parameter and not of interest in its own right. Visual inspection of the clusters is meant to confirm their economic plausibility and serves as an informal test of model specification. Based on our confidence set, such an informal analysis can be complemented by a graphical representation of clustering uncertainty as illustrated in Figure 2. The upper panel in Figure 2 represents clustering uncertainty by shading US states according to the p -values of their estimated group memberships. The lower panel shades states by the cardinality of their marginal confidence sets ($1 - \alpha = 0.95$). The figure suggests a low degree of clustering uncertainty. It would suggest a large degree of clustering uncertainty if the maps were shaded mostly in a dark hue. Large clustering uncertainty indicates that the clustering algorithm may be overfitting on the sample, rather than picking up structural heterogeneity.

Our two-step procedure with parameter $\beta = \alpha/5 = 0.01$ eliminates only one unit in the first step and does not improve the final confidence set or p -values. In Supplemental Material B.2, we apply the two-step procedure under the implausible assumption of no serial correlation which eliminates more units and lowers the final p -values.

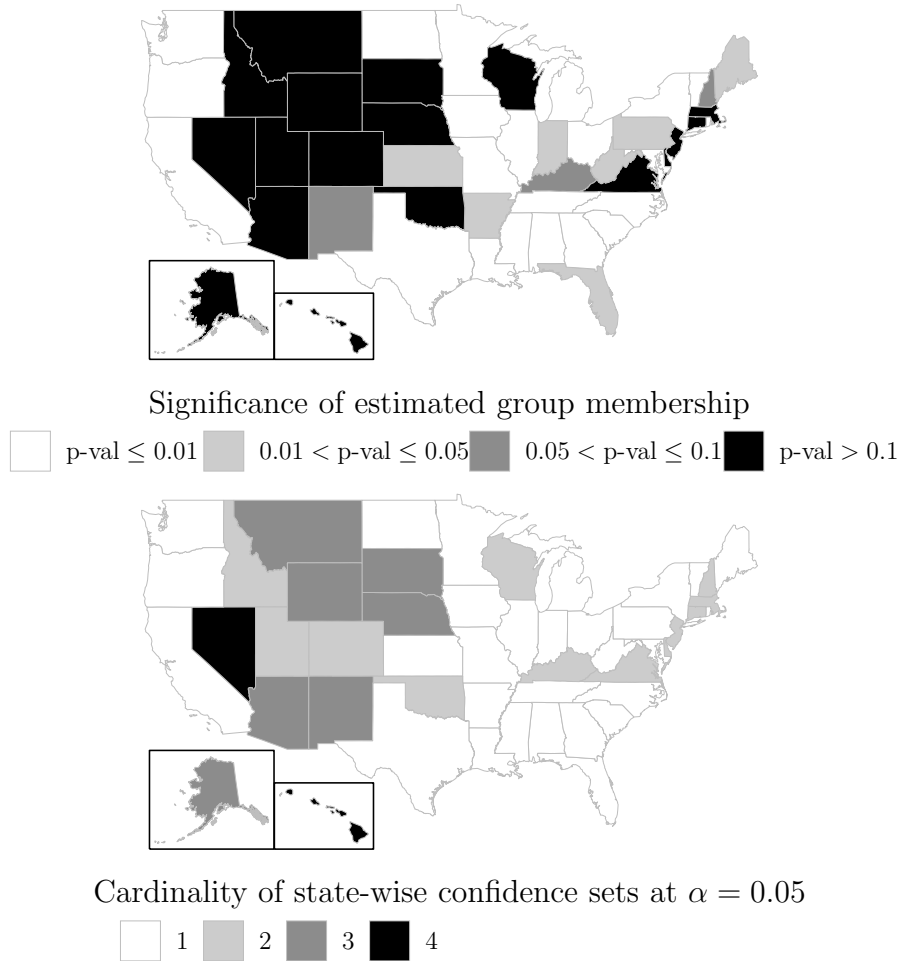


Figure 2: Visual representation of clustering uncertainty. The upper panel shows p -values for estimated group memberships. The lower panel shows the cardinality of the marginal confidence sets with $1 - \alpha = 0.95$.

7 Simulations

Our simulation designs are based on our empirical application. The data-generating process is given by

$$\widetilde{\mathbf{l}}\mathbf{emp}_{it} = \theta_{g_i^0,1}\widetilde{\mathbf{l}}\mathbf{mw}_{it} + \theta_{g_i^0,2}\widetilde{\mathbf{l}}\mathbf{pop}_{it} + \theta_{g_i^0,3}\widetilde{\mathbf{l}}\mathbf{emp}_{it}^{\text{TOT}} + \sigma_i v_{it}$$

for $i = 1, \dots, N$ and $t = 1, \dots, T$. For $g = 1, \dots, 4$, the coefficients $\theta_{g,1}$, $\theta_{g,2}$ and $\theta_{g,3}$ are set equal to the estimated coefficients in Table 1.

To generate $x_{it} = (\widetilde{\mathbf{l}}\mathbf{mw}_{it}, \widetilde{\mathbf{l}}\mathbf{pop}_{it}, \widetilde{\mathbf{l}}\mathbf{emp}_{it}^{\text{TOT}})$ that exhibit similar patterns of serial correlation as the time series in our empirical application, we estimate a VAR(1) model of x_{it} for each county c in our data sample and save the estimated coefficient $\hat{\Gamma}_c$ and the empirical residuals \hat{e}_{ct} . We then average over all county-wise coefficients to obtain a single VAR(1) coefficient matrix $\bar{\Gamma}$. To generate a time series $(x_{it})_{t=1}^T$, we sample the initial value x_{i0} from the covariates observed in our data and then iteratively generate $x_{i,t+1} = \bar{\Gamma}x_{it} + e_t$, where e_t is a randomly drawn empirical residual \hat{e}_{ct} .

Each unit i is assigned to one of the four groups with equal probability and assigned a heteroscedasticity parameter σ_i . For $\sigma = 0.1, 0.2$, we draw $\sigma_i = \sigma\chi^2(4)/4$, where $\chi^2(df)$ is a random draw from a χ^2 -distribution with df degrees of freedom.

For $\rho = 0, 0.25, 0.5$, we set $v_{it} = \sqrt{1 - \rho^2}\tilde{v}_{it}$ where \tilde{v}_{it} follows an $AR(1)$ process with autoregressive parameter ρ and standard normal innovations and \tilde{v}_{i0} is drawn from the stationary distribution of $(\tilde{v}_{it})_{t=1}^T$. To introduce relevant serial correlation, we require both v_{it} and x_{it} to be serially correlated (cf. Section 5.2). Therefore, setting $\rho = 0$ turns off the serial correlation (but not all temporal dependence) in the moment inequalities even though x_{it} is still serially correlated.

We simulate panels of size $N = 50, 100, 200$ and $T = 60, 120$. The lower values of these ranges are in the ballpark of the number of states (51 states) and time periods (66 quarters) observed in our application. We set the regularization parameter for covariance estimation to $\epsilon_N = 0.01$. In Supplemental Material C.1, we demonstrate that our results are robust to alternative specifications of ϵ_N . We simulate both the oracle confidence set, for which we take the true values of the group-specific coefficients as given, and the confidence set with group-specific coefficients estimated by the *kmeans* estimator. We steer the *kmeans* algorithm towards recovering the population labels of the groups by using the true group memberships as initial values. The simulation results are based on 500 replications and reported in Table 3.¹⁵

¹⁵Our Monte Carlo simulations were carried out on computing resources of the Swedish National In-

ρ	σ	N	T	$\hat{\theta} - \theta$	coverage			cardinality			bandwidth		
					kmeans			oracle	kmeans		oracle	kmeans	oracle
					hac	h	naive	hac	hac	h	hac	hac	hac
0.00	0.1	50	60	0.18	0.99	0.99	0.21	0.99	1.60	1.27	1.57	2.12	2.04
			120	0.13	1.00	1.00	0.83	1.00	1.07	1.02	1.07	2.27	2.27
		100	60	0.13	0.99	0.98	0.04	1.00	1.76	1.30	1.75	2.20	2.19
			120	0.09	1.00	1.00	0.80	1.00	1.12	1.02	1.11	2.32	2.36
		200	60	0.09	0.99	0.98	0.00	0.98	1.95	1.34	1.95	2.30	2.30
			120	0.07	1.00	0.99	0.60	1.00	1.17	1.03	1.18	2.39	2.38
	0.2	50	60	0.40	0.92	0.92	0.01	0.98	1.97	1.62	1.95	2.11	2.05
			120	0.26	1.00	0.99	0.65	0.99	1.16	1.08	1.14	2.23	2.23
		100	60	0.30	0.95	0.93	0.00	0.99	2.13	1.67	2.14	2.18	2.20
			120	0.18	1.00	0.99	0.36	0.98	1.21	1.08	1.20	2.35	2.34
		200	60	0.22	0.96	0.96	0.00	0.97	2.30	1.74	2.31	2.27	2.31
			120	0.13	0.98	1.00	0.14	1.00	1.28	1.09	1.27	2.36	2.39
0.25	0.1	50	60	0.22	0.94	0.85	0.10	0.97	2.40	1.26	2.38	3.73	3.71
			120	0.15	1.00	0.99	0.82	1.00	1.73	1.02	1.75	4.14	4.15
		100	60	0.15	0.96	0.87	0.01	0.97	2.68	1.30	2.71	3.85	3.87
			120	0.11	1.00	0.97	0.65	1.00	2.23	1.02	2.29	4.21	4.29
		200	60	0.11	0.94	0.84	0.00	0.96	3.03	1.33	3.05	3.99	4.02
			120	0.08	1.00	0.96	0.44	1.00	2.89	1.03	2.88	4.37	4.37
	0.2	50	60	0.51	0.84	0.64	0.00	0.94	2.63	1.60	2.69	3.59	3.67
			120	0.31	0.99	0.94	0.49	1.00	1.87	1.08	1.85	4.06	4.11
		100	60	0.36	0.88	0.64	0.00	0.95	2.96	1.67	2.97	3.78	3.82
			120	0.22	0.99	0.92	0.21	0.99	2.25	1.08	2.38	4.13	4.29
		200	60	0.27	0.89	0.64	0.00	0.91	3.24	1.71	3.24	4.00	3.98
			120	0.15	0.99	0.93	0.04	0.99	2.95	1.09	3.02	4.33	4.42
0.50	0.1	50	60	0.26	0.87	0.47	0.03	0.95	3.35	1.25	3.39	6.46	6.55
			120	0.17	0.99	0.90	0.68	0.99	3.71	1.02	3.71	7.21	7.21
		100	60	0.18	0.86	0.32	0.00	0.90	3.52	1.28	3.55	6.45	6.50
			120	0.13	0.99	0.85	0.50	1.00	3.80	1.02	3.81	7.42	7.46
		200	60	0.13	0.82	0.19	0.00	0.84	3.67	1.31	3.67	6.93	6.90
			120	0.09	1.00	0.77	0.26	1.00	3.84	1.03	3.84	7.68	7.70
	0.2	50	60	0.64	0.69	0.21	0.00	0.88	3.42	1.55	3.49	6.14	6.34
			120	0.36	0.98	0.74	0.30	0.98	3.72	1.07	3.74	7.16	7.19
		100	60	0.43	0.69	0.11	0.00	0.84	3.62	1.61	3.66	6.50	6.65
			120	0.26	0.98	0.62	0.09	0.99	3.84	1.08	3.84	7.35	7.48
		200	60	0.32	0.70	0.02	0.00	0.76	3.74	1.67	3.75	6.80	6.88
			120	0.18	0.97	0.48	0.00	0.98	3.87	1.09	3.87	7.62	7.66

Table 3: Simulation results. Nominal level $1 - \alpha = 0.95$. “ $\hat{\theta} - \theta$ ” is defined in the text. “hac” uses the data-driven bandwidth, “h” sets the bandwidth equal to zero, and “naïve” is the naïve confidence set defined in the text. “kmeans” uses the *kmeans* algorithm to compute group-specific coefficients, and “oracle” uses the true coefficients. “coverage” is the empirical coverage probability of the joint confidence set. “cardinality” is the Monte Carlo average of the average (over all units) cardinality of the marginal unit-wise confidence sets. “bandwidth” is the Monte Carlo average of chosen bandwidth.

We first discuss the empirical coverage probability of our confidence set with *kmeans* estimates and a data-driven bandwidth (coverage→*kmeans*→*hac* in Table 3). The joint confidence set has coverage probability of at least $1 - \alpha = 95\%$ in most cases. This is in line with our theoretical result on the asymptotic validity of the confidence set. When $T = 60$, our confidence set under-covers for some designs. In these designs, we compute a large confidence set. This result indicates that our confidence set can detect that statistical uncertainty is large even when it is under-covering. In the designs with moderate serial correlation ($\rho = 0.25$), under-coverage can be alleviated by increasing the number of cross-sectional observations, keeping the number of time series observations constant. In the designs with large serial correlation ($\rho = 0.5$), improving coverage requires increasing the number of time-series observations. This result may be explained by the fact that our algorithm for bandwidth selection mechanically chooses a small bandwidth when the time series is short. With a small bandwidth, our procedure cannot control for temporal dependence over many time periods.

In some of our designs, our confidence set is conservative, with an empirical coverage probability of up to close to one. Since group membership is a discrete parameter, this is not necessarily a sign that the confidence set is underpowered. To see this, consider the naïve confidence set that contains only the vector of estimated group memberships. This is the smallest possible confidence set. As T increases, true group memberships are revealed with increasing probability, and even the naïve confidence set can become conservative eventually (see Section 5.3). The coverage probability of the naïve confidence set (coverage→*kmeans*→*naïve* in Table 3) gives the probability that data-driven clustering recovers the true group structure. In our designs, this probability varies between 0% and 83%.

We now turn to the power of our confidence set with *kmeans* estimates and a data-driven bandwidth. The simulated average cardinality of a unit-wise marginal confidence set is reported in Table 3 under cardinality→*kmeans*→*hac*. Increasing σ or ρ makes the data more noisy as time-series shocks become larger or more persistent. As is expected, the power of our test decreases, and the size of our confidence set increases as the data become more noisy.

In the less noisy designs, the confidence set is highly informative. For example, if $\rho = 0$ and $\sigma = 0.1$, the confidence set rules out 2-3 out of 4 possible group assignments for most units. Our confidence set is only slightly larger than the naïve set (i.e., the set containing only the vector of estimated group memberships) in the designs where the

frastructure for Computing (SNIC) funded by Swedish Research Council grant 2018-05973.

naïve set performs well. The naïve set still under-covers, and some enlargement improves the coverage.

In the noisiest designs, our confidence set becomes quite uninformative and assigns the trivial marginal confidence set (all four possible groups) to most units.

Our asymptotic result is valid under a high-level assumption about the rate at which the estimator $\hat{\theta} = \{\hat{\theta}'_g\}'_{g \in \mathbb{G}}$ converges to the true group-specific coefficients $\theta = \{\theta'_g\}'_{g \in \mathbb{G}}$. This rate may be affected by misclassification. In this section, we study the effect of model estimation in finite samples, focusing on misclassification driven by the noise variance σ^2 . Additional results for settings where model estimation is potentially affected by weak group separation are reported in Supplemental Material D.

The column “ $\hat{\theta}-\theta$ ” in Table 3 quantifies estimation error in $\hat{\theta}$ and reports the simulated value of

$$\frac{\|\hat{\theta} - \theta\|}{\|\theta\|} = \sqrt{\sum_{g=1}^4 \mathbb{E}\|\hat{\theta}_g - \theta_g\|_2^2} / \sqrt{\sum_{g=1}^4 \|\theta_g\|_2^2},$$

where $\|\cdot\|_2$ is the L_2 -norm. The simulated estimation error is not negligible, varying between 7% and 64% of the magnitude of the true coefficient vector. In all our designs, increasing T keeping N fixed or increasing N keeping T fixed decreases estimation error. This shows that, even though states are misclassified, the *kmeans* estimator can exploit both time-series and cross-sectional variation. This is necessary for fulfilling the rate condition imposed in our asymptotic result.

As a more direct test of the effect of parameter estimation, we compare the confidence set using the true coefficients (oracle→hac in Table 3) to the confidence set using *kmeans* estimates (kmeans→hac in Table 3). In many designs, both confidence sets are valid with a coverage probability of at least 95%. In most designs where the oracle confidence set has coverage of at least 95%, the confidence set with *kmeans* estimates is valid or undercovers only slightly (1-3%). For all designs, increasing either N or T decreases the difference in coverage probability between the oracle confidence set and the confidence set using the *kmeans* estimates. This simulation evidence aligns with our theoretical argument that the asymptotic effect of parameter estimation is not of first order.

Next, we compare our benchmark procedure based on the heteroskedasticity-and-autocorrelation-robust (HAC) variance estimator (“hac” in results table) and the alternative procedure discussed in Section 5.2 with variance estimation that is robust to heteroscedasticity but not auto-correlation (“h” in results table).

In the designs with no serial correlation ($\rho = 0$), the confidence set using the heteroscedasticity-robust variance estimator is valid. It covers the true group structure at least with probability $1 - \alpha = 95\%$ provided that the sample size is large enough. In these designs, choosing the heteroscedasticity-robust estimator over the HAC estimator increases the power of the confidence set. If $T = 120$, the power gain is modest. If $T = 60$, the power gain can be quite large. For example, in the design with $\rho = 0$, $\sigma = 0.1$, $N = 200$, and $T = 60$, the average cardinality of a unit-wise confidence set is 1.95 for the HAC estimator and 1.34 for the heteroscedasticity-robust estimator. This power gain points to the inherent difficulty of estimating long-run variances for a high-dimensional number of relatively short time series.

For the settings with serial correlation ($\rho = 0.25, 0.5$), the confidence set using the variance estimator that is only robust to heteroscedasticity is not valid. In the designs with a lot of serial correlation ($\rho = 0.5$), it under-covers severely. For example, for $\rho = 0.5$, $\sigma = 0.2$, $N = 200$, $T = 120$, its coverage probability is only 48%, even though the sample size is fairly large. Our benchmark confidence set based on the HAC estimator set has correct coverage in this design.

An interpretation of our confidence set is that it distinguishes low-noise units for which the clustering algorithm reveals the true group memberships from noisy units for which group membership is uncertain. Our model and simulation designs parameterize the unit-specific noise-level by the latent parameter σ_i . Our confidence set picks up the latent heteroscedasticity and assigns, on average, a small marginal confidence set for a unit i with small σ_i and a large marginal confidence set for a unit i with large σ_i . This property is demonstrated in Table 4, where we report the average cardinality of the marginal confidence set for units with different magnitudes of σ_i . For example, in the first reported design ($\rho = 0$, $\sigma = 0.1$, $N = 50$, $T = 60$), the average cardinality for the units in the lowest quintile of the distribution of σ_i is 1.31. The average cardinality for the units in the highest quintile of the distribution of σ_i is 2.07.

8 Conclusion

We have constructed a confidence set for group membership for grouped panel models with time-invariant group-specific regression curves. Our confidence set can be easily tabulated and visualized as demonstrated in our empirical application. Empirical researchers can use our confidence set to quantify the statistical uncertainty about the true group structure in a grouped panel model.

ρ	σ	N	T	average cardinality					
				all	0-20perc	20-40perc	40-60perc	60-80perc	80-100perc
0.00	0.1	50	60	1.60	1.31	1.40	1.52	1.70	2.07
			120	1.07	1.03	1.04	1.05	1.07	1.15
		100	60	1.76	1.45	1.56	1.67	1.87	2.24
			120	1.12	1.08	1.08	1.10	1.13	1.21
		200	60	1.95	1.63	1.75	1.88	2.08	2.43
			120	1.17	1.12	1.12	1.16	1.18	1.28
	0.2	50	60	1.97	1.41	1.62	1.91	2.21	2.67
			120	1.16	1.05	1.08	1.13	1.18	1.37
		100	60	2.13	1.55	1.82	2.07	2.38	2.84
			120	1.21	1.07	1.11	1.17	1.25	1.45
		200	60	2.30	1.70	2.00	2.25	2.53	3.00
			120	1.28	1.14	1.18	1.23	1.32	1.55
0.25	0.1	50	60	2.40	2.08	2.26	2.34	2.50	2.80
			120	1.73	1.64	1.68	1.69	1.75	1.86
		100	60	2.68	2.40	2.53	2.64	2.79	3.05
			120	2.23	2.15	2.18	2.19	2.26	2.35
		200	60	3.03	2.81	2.90	3.00	3.13	3.32
			120	2.89	2.84	2.85	2.87	2.90	2.97
	0.2	50	60	2.63	2.11	2.36	2.59	2.85	3.24
			120	1.87	1.69	1.77	1.84	1.92	2.16
		100	60	2.96	2.52	2.74	2.93	3.15	3.44
			120	2.25	2.09	2.14	2.21	2.28	2.52
		200	60	3.24	2.89	3.08	3.23	3.40	3.61
			120	2.95	2.82	2.87	2.93	2.99	3.12
0.50	0.1	50	60	3.35	3.18	3.30	3.34	3.40	3.53
			120	3.71	3.68	3.70	3.71	3.72	3.74
		100	60	3.52	3.40	3.45	3.51	3.58	3.67
			120	3.80	3.76	3.79	3.80	3.81	3.86
		200	60	3.67	3.57	3.62	3.65	3.71	3.78
			120	3.84	3.81	3.82	3.82	3.85	3.88
	0.2	50	60	3.42	3.16	3.30	3.42	3.54	3.67
			120	3.72	3.67	3.69	3.73	3.74	3.79
		100	60	3.62	3.43	3.55	3.63	3.70	3.80
			120	3.84	3.79	3.81	3.84	3.86	3.90
		200	60	3.74	3.60	3.68	3.75	3.80	3.87
			120	3.87	3.81	3.84	3.86	3.89	3.93

Table 4: Simulated average cardinality of the marginal confidence sets by unit σ_i . Nominal level $1 - \alpha = 0.95$. 0-20perc refers to the units with a σ_i -value that lies between the 0 and 20 percentile of the distribution of $\sigma\chi^2(4)/4$. 20-40perc, 40-60perc, 60-80perc and 80-100perc are defined similarly.

Our method extends naturally to other models with a latent group structure. We construct our confidence set based on a test for the best fit in a least-squares sense. This idea can be adapted to a wide variety of settings with possibly different notions of what constitutes a best fit. For example, it may be possible to compute a confidence set for group membership in non-linear likelihood-based models (Liu et al. 2020; Wang and Su 2021) by testing group membership based on the fit measured by the log-likelihood function. This and other extensions of our method require new and non-trivial theoretical work and are interesting avenues for future research.

Our approach can be generalized to models with time-varying coefficients $\theta_g = \theta_{g,t}$, including models with time-varying intercepts as in Bonhomme and Manresa (2015). We studied this extension in a previous version of this paper (Dzemski and Okui 2018). Our present focus on time-invariant coefficients is motivated by the literature (see, e.g., Su, Shi, and Phillips 2016; Wang, Phillips, and Su 2018; Vogt and Linton 2017) and theoretical considerations. The conditions for establishing the validity of our method for models with time-varying coefficients are less transparent and substantially more restrictive. Intuitively, time-varying coefficients are identified purely from cross-sectional variation and are, therefore, estimated at a slower rate than time-invariant coefficients. Therefore, stronger rate conditions requiring at least $T \log N/N \rightarrow 0$ are needed to control estimation error in the time-varying coefficients.

Our confidence set is tailored to address research questions where unit identities are relevant. For example, in our application, we can identify (at a pre-specified confidence level) a set of US states that exhibit a positive effect of the minimum wage on employment. Identifying such states is relevant for conducting further research or implementing targeted policies. Our method cannot be applied directly to assess the effect of misclassification on statistics that average over units without regard to unit labels. One example of such a statistic is the estimator of the group-specific slope coefficients. Developing a theory tailored to averages is an interesting research agenda that is complementary to our work.

References

Ando, Tomohiro and Jushan Bai (2016). “Panel data models with grouped factor structure under unknown group membership”. In: *Journal of Applied Econometrics* 31.1, pp. 163–191.

- Andrews, Donald W. K. (1991). “Heteroskedasticity and Autocorrelation Consistent Covariance Matrix Estimation”. In: *Econometrica* 59.3, pp. 817–858.
- Andrews, Donald W. K. and Panle Jia Barwick (2012). “Inference for parameters defined by moment inequalities: A recommended moment selection procedure”. In: *Econometrica* 80.6, pp. 2805–2826.
- Andrews, Donald WK and Gustavo Soares (2010). “Inference for parameters defined by moment inequalities using generalized moment selection”. In: *Econometrica* 78.1, pp. 119–157.
- Azzalini, Adelchi and Alan Genz (2016). *The R package `mnormt`: The multivariate normal and *t* distributions (version 1.5-5)*. URL: <http://azzalini.stat.unipd.it/SW/Pkg-mnormt>.
- Bonhomme, Stéphane and Elena Manresa (2015). “Grouped patterns of heterogeneity in panel data”. In: *Econometrica* 83.3, pp. 1147–1184.
- Canay, Ivan and Azeem Shaikh (2017). “Practical and theoretical advances in inference for partially identified models”. In: *Advances in Economics and Econometrics: Eleventh World Congress*. Ed. by Bo Honoré et al. Vol. 2. Econometric Society Monographs. Cambridge University Press, pp. 271–306.
- Chang, Jinyuan, Xiaohui Chen, and Mingcong Wu (2023). “Central limit theorems for high dimensional dependent data”. In: *Bernoulli* Forthcoming.
- Chernozhukov, Victor, Denis Chetverikov, and Kengo Kato (2017). “Central limit theorems and bootstrap in high dimensions”. In: *The Annals of Probability* 45.4, pp. 2309–2352.
- (2019). “Inference on causal and structural parameters using many moment inequalities”. In: *Review of Economic Studies* 86, pp. 1867–1900.
- Chetverikov, Denis and Elena Manresa (2022). “Spectral and post-spectral estimators for grouped panel data models”. In: *arXiv preprint arXiv:2212.13324*.
- Dempster, Arthur, Nan Laird, and Donald Rubin (1977). “Maximum likelihood from incomplete data via the EM algorithm”. In: *Journal of the Royal Statistical Society. Series B (methodological)*, pp. 1–38.
- Dube, Arindrajit, T. William Lester, and Michael Reich (2010). “Minimum wage effects across state borders: Estimates using contiguous counties”. In: *The Review of Economics and Statistics* 92.4, pp. 945–964.
- Dzemski, Andreas and Ryo Okui (2018). *Confidence set for group membership*. arXiv: 1801.00332v3.
- (2021). “Convergence rate of estimators of clustered panel models with misclassification”. In: *Economics Letters* 203, p. 109844.

- Genz, Alan (1992). “Numerical computation of multivariate normal probabilities”. In: *Journal of Computational and Graphical Statistics* 1.2, pp. 141–149.
- Grayling, Michael J and Adrian Mander (2016). “MVTNORM: Stata module to work with the multivariate normal and multivariate t distributions”. In: *Statistical Software Components*.
- Gu, Jiaying and Stanislav Volgushev (2019). “Panel data quantile regression with grouped fixed effects”. In: *Journal of Econometrics* 213.1, pp. 68–91.
- Hahn, Jinyong and Guido Kuersteiner (2002). “Asymptotically unbiased inference for a dynamic panel model with fixed effects when both n and T are large”. In: *Econometrica* 70.4, pp. 1639–1657.
- Kudo, Akio (1963). “A multivariate analogue of the one-sided test”. In: *Biometrika* 50.3/4, pp. 403–418.
- Li, Wenbo V and Qi-Man Shao (2002). “A normal comparison inequality and its applications”. In: *Probability Theory and Related Fields* 122.4, pp. 494–508.
- Lin, Chang-Ching and Serena Ng (2012). “Estimation of panel data models with parameter heterogeneity when group membership is unknown”. In: *Journal of Econometric Methods* 1.1, pp. 42–55.
- Liu, Ruiqi et al. (2020). “Identification and estimation in panel models with overspecified number of groups”. In: *Journal of Econometrics* 215.2, pp. 574–590.
- Lu, Xun and Liangjun Su (2017). “Determining the number of groups in latent panel structures with an application to income and democracy”. In: *Quantitative Economics* 8.3, pp. 729–760.
- Mammen, Enno, Ralf A. Wilke, and Kristina Zapp (2022). “Estimation of Group Structures in Panel Models with Individual Fixed Effects”. ZEW - Centre for European Economic Research Discussion Paper No. 22-023.
- McLachlan, Geoffrey and David Peel (2004). *Finite mixture models*. John Wiley & Sons.
- Mehrabani, Ali (2022). “Estimation and identification of latent group structures in panel data”. In: *Journal of Econometrics*.
- Moon, Hyungsik Roger and Martin Weidner (2023). “Nuclear Norm Regularized Estimation of Panel Regression Models”. <https://arxiv.org/abs/1810.10987>.
- Mugnier, Martin (2022). “A simple and computationally trivial estimator for grouped fixed effects models”. Working paper.
- (2023). “Unobserved clusters of time-varying heterogeneity in nonlinear panel data models”. Working paper.

- Newey, Whitney K. and Kenneth D. West (1987). “A Simple Positive Semi-Definite, Heteroskedasticity and Autocorrelation Consistent Covariance Matrix”. In: *Econometrica* 55.3, pp. 703–708.
- Nickell, Stephen (1981). “Biases in dynamic models with fixed effects”. In: *Econometrica* 49.6, pp. 1417–1426.
- Pearson, Karl (1896). “Mathematical contributions to the theory of evolution. III. Regression, heredity, and panmixia”. In: *Philosophical Transactions of the Royal Society of London. Series A, containing papers of a mathematical or physical character* 187, pp. 253–318.
- Romano, Joseph P, Azeem M Shaikh, and Michael Wolf (2014). “A Practical Two-Step Method for Testing Moment Inequalities”. In: *Econometrica* 82.5, pp. 1979–2002.
- Sarafidis, Vasilis and Neville Weber (2015). “A partially heterogeneous framework for analyzing panel data”. In: *Oxford Bulletin of Economics and Statistics* 77.2, pp. 274–296.
- Su, Liangjun, Zhentao Shi, and Peter Phillips (2016). “Identifying latent structures in panel data”. In: *Econometrica* 84.6, pp. 2215–2264.
- Vogt, Michael and Oliver Linton (2017). “Classification of nonparametric regression functions in heterogeneous panels”. In: *Journal of the Royal Statistical Society: Series B* 79 (1), pp. 5–27.
- Vogt, Michael and Matthias Schmid (2021). “Clustering with statistical error control”. In: *Scandinavian Journal of Statistics* 48, pp. 729–760.
- Wang, Wuyi, Peter C. B. Phillips, and Liangjun Su (2018). “Homogeneity pursuit in panel data models: theory and applications”. In: *Journal of Applied Econometrics* 33, pp. 797–815.
- (2019). “The heterogeneous effects of the minimum wage on employment across states”. In: *Economics Letters* 174, pp. 179–185.
- Wang, Wuyi and Liangjun Su (2021). “Identifying latent group structures in nonlinear panels”. In: *Journal of Econometrics* 220.2, pp. 272–295.
- Yu, Lu, Jiaying Gu, and Stanislav Volgushev (2023). “Spectral clustering with variance information for group structure estimation in panel data”. Working Paper.

Supplemental Material for “Confidence set for Group Membership”

Andreas Dzemski and Ryo Okui

November 28, 2023

Contents

A. Proofs of main results	2
A.1. Notation	2
A.2. Proofs	2
A.3. Supporting lemmas	13
B. Additional results for empirical application	60
B.1. One-step confidence set	60
B.2. Two-step confidence set assuming no serial correlation	61
C. Additional simulation results	62
C.1. Choice of the regularization sequence ϵ_N	62
C.1.1. Benchmark simulation designs from Section 7	62
C.1.2. A design where regularization matters	63
C.2. Testing the estimated group membership \hat{g}_i	65
C.3. Two-step procedure	66
D. Weak group separation	68
D.1. Introduction	68
D.2. No group separation	69
D.3. Asymptotic analysis	69
D.4. Simulations	72
D.5. Proof of Theorem D.1	74

A. Proofs of main results

A.1. Notation

We introduce additional notation. We consider statistics that replace some (not all) estimated components in the statistics defined in the main text with population quantities. Let

$$D_i(h) = \frac{\sum_{t=1}^T d_{it}(g_i^0, h)/\sqrt{T}}{\sqrt{\Xi_i(h, h)}}$$

and

$$\tilde{H}_{ij}(h, h') = \frac{1}{T} \sum_{t=|j|+1}^T (d_{i,t+\min(0,j)}(g_i^0, h) - \bar{d}_i(g_i^0, h)) (d_{i,t-\max(0,j)}(g_i^0, h') - \bar{d}_i(g_i^0, h')),$$

where $\bar{d}_i(g_i^0, h) = \sum_{t=1}^T d_{it}(g_i^0, h)/T$. Let

$$\tilde{\Xi}_i(h, h') = \sum_{j=-T+1}^{T-1} K\left(\frac{j}{\kappa_N}\right) \tilde{H}_{ij}(h, h').$$

Let

$$\tilde{D}_i(h) = \frac{\sum_{t=1}^T d_{it}(g_i^0, h)/\sqrt{T}}{\sqrt{\tilde{\Xi}_i(h, h)}},$$

and let $\tilde{\Omega}_i(g_i^0)$ denote the $(G-1) \times (G-1)$ matrix with entries

$$\left(\tilde{\Omega}_i(g_i^0)\right)_{j,j'} = \frac{\tilde{\Xi}_i(h, h')}{\sqrt{\tilde{\Xi}_i(h, h)\tilde{\Xi}_i(h', h')}}.$$

We write $d_{it}(h) = d_{it}(g_i^0, h)$.

A.2. Proofs

Proof of Theorem 1. The result follows directly from Lemma A.1. \square

Proof of Theorem 2. Write $k_{\alpha, N}(\Omega)$ for the $1 - \alpha/N$ -quantile of a $N(0, \Omega)$ random variable. Abbreviate $\Omega_i = \Omega_i(g_i^0)$ and $\hat{\Omega}_i = \hat{\Omega}_i(g_i^0)$.

Note first that by Assumption 1.2, for any sequence P_N such that $P_N \in \mathcal{P}_N$,

$$P_N\left(\hat{G} \neq G\right) = o(1).$$

Therefore, proving the theorem on the event $\{\widehat{G} = G\}$ suffices. Let ζ_N denote a diverging sequence, $\zeta_N \rightarrow \infty$. For $\bar{\alpha}_N = \alpha \left(1 + 2C_{A.3} \sqrt{\epsilon_N \log(N/\alpha)}\right)$ and $C_{A.3}$ the constant from Lemma A.3, we first establish the following chain of inequalities

$$k_{\bar{\alpha}_N, N}(\Omega_i) \leq k_{\alpha, N}(\rho(\widehat{\Omega}_i, \epsilon_N)) \leq c_{\alpha, N}(\rho(\widehat{\Omega}_i, \epsilon_N)). \quad (\text{A.1})$$

To prove the second inequality, let $t_{T-1}(\cdot)$ denote the cumulative distribution function of a t -distributed random variable with $(T-1)$ -degrees of freedom and let X denote a $(G-1)$ random vector distributed according to centered multivariate t -distribution with $T-1$ degrees of freedom and scale matrix $\rho(\widehat{\Omega}_i, \epsilon_N)$. The marginal distribution of the first component of X , denoted by X_1 , is $X_1 \sim t_{T-1}$. Let $d_N = t_{T-1}^{-1}(1 - \alpha/N)$ and note that $d_N \rightarrow \infty$. Moreover,

$$\alpha/N = P(X_1 > d_N) \leq P\left(\max_{h \in \{1, \dots, G-1\}} X_h > d_N\right).$$

Therefore, $c_{\alpha, N}(\rho(\widehat{\Omega}_i, \epsilon_N)) \geq \sqrt{T/(T-1)}d_N$ and for N_0 and T_0 independent of $\rho(\widehat{\Omega}_i(g_i^0), \epsilon_N)$ and t^* the constant defined in Lemma A.2 we can take

$$c_{\alpha, N}(\rho(\widehat{\Omega}_i, \epsilon_N)) > t^*,$$

for all $N \geq N_0$, $T \geq T_0$. Therefore, the assumptions of Lemma A.2 are satisfied for $t = c_{\alpha, N}(\rho(\widehat{\Omega}_i, \epsilon_N))$ and N, T large enough and Lemma A.2 implies

$$\begin{aligned} & \Phi_{\max, \rho(\widehat{\Omega}_i, \epsilon_N)}(k_{\alpha, N}(\rho(\widehat{\Omega}_i, \epsilon_N))) \\ &= 1 - \alpha/N \\ &= t_{\max, \rho(\widehat{\Omega}_i, \epsilon_N), T-1}\left(\sqrt{(T-1)/T}c_{\alpha, N}(\rho(\widehat{\Omega}_i, \epsilon_N))\right) \\ &\leq \Phi_{\max, \rho(\widehat{\Omega}_i, \epsilon_N)}(c_{\alpha, N}(\rho(\widehat{\Omega}_i, \epsilon_N))) \end{aligned}$$

and therefore $k_{\alpha, N}(\rho(\widehat{\Omega}_i, \epsilon_N)) \leq c_{\alpha, N}(\rho(\widehat{\Omega}_i, \epsilon_N))$. We now establish the first inequality in (A.1). Note that

$$\alpha_N \equiv \alpha \left(1 + C_{A.3} c_{\alpha, N}(\rho(\widehat{\Omega}_i, \epsilon_N))\right) \leq \alpha \left(1 + 2C_{A.3} \sqrt{\log(N/\alpha)}\right)$$

by Lemma A.10 and that $k_{\alpha, N}$ is decreasing in α . Therefore, it suffices to establish

$$k_{\alpha_N, N}(\Omega_i) \leq k_{\alpha, N}(\rho(\widehat{\Omega}_i, \epsilon_N)). \quad (\text{A.2})$$

It can be established by applying Lemma A.3. Lemma A.4 yields

$$\|\widehat{\Omega}_i - \Omega_i\|_{\max} \leq \zeta_N \left(\frac{r_{\theta, N}}{\iota_N \min_{1 \leq i \leq N} \sigma_i} + T^{-c_1} (\log N)^{c_2} + T^{-\rho} \right) \equiv \delta_N,$$

on an event whose probability approaches one. On this set, Lemma A.10 states that we can take $k_{\alpha,N}(\rho(\widehat{\Omega}_i, \epsilon_N)) > \sqrt{\log(N/\alpha)} > \sqrt{2}$ for N large enough. We now show that $\delta_N/\epsilon_N \rightarrow 0$. Since ζ_N can be taken to diverge at an arbitrarily slow rate, it suffices to show that, for $\pi > 0$,

$$\begin{aligned} r_{\theta,N}/(\iota_N \min_{1 \leq i \leq N} \sigma_i) &\leq \epsilon_N T^{-\pi}, \\ T^{-c_1}(\log N)^{c_2} &\leq \epsilon_N T^{-\pi}, \\ T^{-\rho} &\leq \epsilon_N T^{-\pi}. \end{aligned}$$

Since $r_{\theta,N}\sqrt{T \log N} = o(\iota_N \min_{1 \leq i \leq N} \sigma_i)$ and $\epsilon_N \geq (\log N)^{-k_2}$, the first condition is met provided

$$T^{-1+2\pi}(\log N)^{-1+2k_2} = O(1).$$

Under the assumed rate condition $N \leq o(1)T_2^\delta$, this holds for any $0 < \pi < \frac{1}{2}$. The second and third conditions can be checked similarly. Now that we have established $\delta_N/\epsilon_N \rightarrow 0$ we can take $4\delta_N \leq \epsilon_N$, satisfying one of the condition of Lemma A.3. The condition $\epsilon_N \leq 4c_\omega/3$ is assumed. This argument verifies all conditions of Lemma A.3 and yields inequality (A.2) and therefore (A.1).

Our assumptions,

$$r_{\theta,N}\sqrt{T \log N}/(\iota_N \min_{1 \leq i \leq N} \sigma_i) \rightarrow 0$$

and $N \leq o(1)T^{\delta_2}$ guarantee that $(\sqrt{T} \vee \log N)r_{\theta,N}/(\iota_N \min_{1 \leq i \leq N} \sigma_i)$ and $T^{-c_1}(\log N)^{c_2}$ vanish. Therefore,

$$b_N^{LV*} = \frac{(\sqrt{T} \vee \log N)r_{\theta,N}}{\iota_N \min_{1 \leq i \leq N} \sigma_i} + T^{-c_1}(\log N)^{c_2} + T^{-\rho}$$

vanishes and Lemma A.14 can be applied and yields

$$P\left(\max_{1 \leq i \leq N} \max_{h \in \mathbb{G} \setminus \{g_i^0\}} \left| \widehat{D}_i(h) - D_i(h) \right| > \zeta_N b_N^{LV*}\right) = o(1). \quad (\text{A.3})$$

We now prepare to apply the high-dimensional CLT in Lemma A.13. Let $\delta_i(h) = \theta_{g_i^0} - \theta_h$ and

$$X_{it}(h) = \frac{d_{it}(h)}{\sqrt{T^{-1} \sum_{t=1}^T \sum_{s=1}^T \mathbb{E}_p[d_{it}(h)d_{is}(h)]}} = -\frac{x'_{it}(\delta_i(h)/\|\delta_i(h)\|) v_{it}}{\xi_i(h)/(\sigma_i \|\delta_i(h)\|)},$$

where

$$\xi_i(h) = \sqrt{\frac{1}{T} \sum_{t=1}^T \sum_{s=1}^T \mathbb{E}[d_{it}(h)d_{is}(h)]} = \sqrt{\delta_i(h)' \left(\frac{1}{T} \sum_{t=1}^T \sum_{s=1}^T \mathbb{E}_P [x_{it}x'_{is}u_{it}u_{is}] \right) \delta_i(h)}.$$

Define the vector

$$X_t = \left((X_{1t}(h))_{h \in \mathbb{G} \setminus \{g_1^0\}}, \dots, (X_{Nt}(h))_{h \in \mathbb{G} \setminus \{g_N^0\}} \right)'.$$

This vector has length $J = N(G - 1)$. Let Ξ denote the long-run variance of the time series X_t defined as the $J \times J$ matrix with entry (j, k) given by

$$\text{cov} \left(\frac{1}{\sqrt{T}} \sum_{t=1}^T X_{t,j}, \frac{1}{\sqrt{T}} \sum_{t=1}^T X_{t,k} \right).$$

Let G denote a centered normal vector with variance matrix Ξ . Clearly, X_i is a normal random vector with covariance matrix Ω_i . Taking complements, we have

$$\begin{aligned} & \sup_{(r_1, \dots, r_N) \in \mathbb{R}_{++}^N} \left| P \left(\max_{1 \leq i \leq N} \left(\max_{h \in \mathbb{G} \setminus \{g_i^0\}} D_i(h) - r_i \right) > 0 \right) \right. \\ & \quad \left. - P \left(\max_{1 \leq i \leq N} \left(\max_{1 \leq h \leq G-1} X_{i,h} - r_i \right) > 0 \right) \right| \\ &= \sup_{(r_1, \dots, r_N) \in \mathbb{R}_{++}^N} \left| P(D_i(h) \leq r_i \text{ for all } h \in \mathbb{G} \setminus \{g_i^0\} \text{ and } i = 1, \dots, N) \right. \\ & \quad \left. - P(X_{i,h} \leq r_i \text{ for all } h = 1, \dots, G-1 \text{ and } i = 1, \dots, N) \right| \\ &\leq \sup_{a \in \mathbb{R}^{(G-1)N}} \left| P \left(\frac{1}{\sqrt{T}} \sum_{t=1}^T Z_t \leq a \right) - P(X \leq a) \right| \\ &\leq C \left(\frac{(\log N)^{(1+2d_1)/(3d_1)}}{T^{1/9}} + \frac{(\log N)^{7/6}}{T^{1/9}} \right) = o(1). \end{aligned} \tag{A.4}$$

Here, the last inequality holds by Lemma A.13 and the asymptotic order follows from $N \leq o(1)T^{\delta_2}$. Now, we have

$$\begin{aligned} & P \left(\exists i \in 1, \dots, N \text{ such that } \hat{T}_i(g_i^0) > c_{\alpha, N}(\hat{\Omega}_i) \right) \\ &\leq P \left(\exists i \in 1, \dots, N \text{ such that } \hat{T}_i(g_i^0) > k_{\bar{\alpha}_N, N}(\Omega_i) \right) \\ &\leq P \left(\max_{1 \leq i \leq N} \max_{h \in \mathbb{G} \setminus \{g_i^0\}} (D_i(h) - k_{\bar{\alpha}_N, N}(\Omega_i) + \zeta_N b_N^{LV*}) > 0 \right) + o(1). \\ &\leq P \left(\max_{1 \leq i \leq N} \left(\max_{1 \leq h \leq G-1} X_{i,h} - k_{\bar{\alpha}_N, N}(\Omega_i) + \zeta_N b_N^{LV*} \right) > 0 \right) \end{aligned}$$

$$\begin{aligned}
& + \sup_{(r_1, \dots, r_N) \in \mathbb{R}_{++}^N} \left| P \left(\max_{1 \leq i \leq N} \left(\max_{h \in \mathbb{G} \setminus \{g_i^0\}} D_i(h) - r_i \right) > 0 \right) \right. \\
& \quad \left. - P \left(\max_{1 \leq i \leq N} \left(\max_{1 \leq h \leq G-1} X_{i,h} - r_i \right) > 0 \right) \right| + o(1) \\
& \leq P \left(\max_{1 \leq i \leq N} \left(\max_{1 \leq h \leq G-1} X_{i,h} - k_{\bar{\alpha}_N, N}(\Omega_i) + \zeta_N b_N^{LV*} \right) > 0 \right) + o(1), \tag{A.5}
\end{aligned}$$

where the first inequality follows by (A.1), the second inequality follows by (A.3), the third inequality holds because the sup bounds deviations for all choices of r_i and therefore in particular $r_i = k_{\bar{\alpha}_N, N}(\Omega_i) - \zeta_N b_N^{LV*}$, and the fourth inequality follows by (A.4).

Next, applying an anti-concentration argument eliminates the $\zeta_N b_N^{LV*}$ term on the right-hand side of the previous display. To this end, let $a > 0$ and write $k_{N,i} = k_{\bar{\alpha}_N, N}(\Omega_i)$. Then

$$\begin{aligned}
& P \left(\max_{1 \leq i \leq N} \left(\max_{1 \leq h \leq G-1} X_{i,h} - k_{N,i} \right) + a > 0 \right) - P \left(\max_{1 \leq i \leq N} \left(\max_{1 \leq h \leq G-1} X_{i,h} - k_{N,i} \right) > 0 \right) \\
& = P \left(\max_{1 \leq i \leq N} \left(\max_{1 \leq h \leq G-1} X_{i,h} - k_{N,i} \right) \leq 0 \right) - P \left(\max_{1 \leq i \leq N} \left(\max_{1 \leq h \leq G-1} X_{i,h} - k_{N,i} \right) \leq -a \right) \\
& = P(X \leq x + a) - P(X \leq x),
\end{aligned}$$

where

$$x = \left(\underbrace{k_{N,1} - a, \dots, k_{N,1} - a}_{G-1 \text{ times}}, \underbrace{k_{N,2} - a, \dots, k_{N,2} - a}_{G-1 \text{ times}}, \dots, \underbrace{k_{N,N} - a, \dots, k_{N,N} - a}_{G-1 \text{ times}} \right)$$

The Nasarov-type inequality from Lemma A.1 in Chernozhukov, Chetverikov, and Kato (2017) applies with $b = 1$ and $p = (G-1)N$ and yields

$$P(X \leq x + a) - P(X \leq x) \leq C_{\text{Nasarov}} a \sqrt{\log(N(G-1))} \leq O(1) a \log N.$$

Therefore,

$$\begin{aligned}
& P \left(\max_{1 \leq i \leq N} \left(\max_{1 \leq h \leq G-1} X_{i,h} - k_{N,i} \right) + a > 0 \right) \\
& \leq P \left(\max_{1 \leq i \leq N} \left(\max_{1 \leq h \leq G-1} X_{i,h} - k_{N,i} \right) > 0 \right) + O(1) a \sqrt{\log N}
\end{aligned}$$

Now, combining this inequality with (A.5) by putting $a = \zeta_N b_N^{LV*}$ yields

$$\begin{aligned}
& P \left(\max_{1 \leq i \leq N} \max_{h \in \mathbb{G} \setminus \{g_i^0\}} D_i(h) - k_{\bar{\alpha}_N, N}(\Omega_i) + \zeta_N b_N^{LV*} > 0 \right) \\
& \leq P \left(\max_{1 \leq i \leq N} \left(\max_{1 \leq h \leq G-1} X_{i,h} - k_{\bar{\alpha}_N, N}(\Omega_i) \right) + \zeta_N b_N^{LV*} > 0 \right) + o(1)
\end{aligned}$$

$$\begin{aligned}
&\leq P\left(\max_{1\leq i\leq N}\left(\max_{1\leq h\leq G-1}X_{i,h}-k_{\bar{\alpha}_N,N}(\Omega_i)\right)>0\right)+O(1)\zeta_N b_N^{LV*}\sqrt{\log N}+o(1) \\
&\leq\sum_{1\leq i\leq N}P\left(\max_{1\leq h\leq G-1}X_{i,h}-k_{\bar{\alpha}_N,N}(\Omega_i)>0\right)+o(1) \\
&=\bar{\alpha}_N+o(1) \\
&=\alpha+2C_{A.3}\sqrt{\epsilon_N\log(N/\alpha)}+o(1)\rightarrow\alpha.
\end{aligned}$$

□

Proof of Theorem 3. Since the marginal distributions of a multi-variate t -distribution with ν degrees of freedom are Student- t with ν degrees of freedom, it holds that

$$\left(t_{\max,\rho(\widehat{\Omega}_i(g_i^0),\epsilon_N),T-1}\right)^{-1}\left(1-\frac{\alpha}{N}\right)\leq t_{T-1}^{-1}\left(1-\frac{\alpha}{(G-1)N}\right)$$

by the union bound. Thus, replacing our critical value with the SNS critical values yields a more conservative test. Now, inspection of the proof of Theorem 2 shows that Assumption 1.9 is only used to argue that $\widehat{\Omega}_i(g_i^0)$ in the definition of the critical value can be replaced by the population quantity $\Omega_i(g_i^0)$. Since we are replacing the critical value that depends on $\widehat{\Omega}_i(g_i^0)$ by a critical value that is independent of $\widehat{\Omega}_i(g_i^0)$, this step is not needed. Similarly, the SNS critical value is independent of the regularization sequence, and the assumptions on ϵ_N are therefore unnecessary. □

Proof of Theorem 4. The proof is similar to the proof of Theorem 2, replacing the application of Lemma A.4 and Lemma A.14 by and application of Lemma A.16. □

Proof of Theorem 5. Let

$$d_{it}^U(g,h)=(y_{it}-w'_{it}\theta^w-x'_{it}\theta_g)^2-(y_{it}-w'_{it}\theta^w-x'_{it}\theta_h)^2$$

and $d_i^U(h)=d_{it}^U(g_i^0,h)$, $\hat{d}_i^U(h)=\hat{d}_i^U(g_i^0,h)$, $\bar{d}_i^U(h)=N^{-1}\sum_{t=1}^T d_{it}^U(h)$, and $\tilde{d}_i^U(h)=N^{-1}\sum_{t=1}^T \hat{d}_{it}^U(h)$. We note that the hypothesis selection part of the procedure does not affect the theoretical analysis. This is because, here, we focus on size and thus need to consider only the behavior of the test statistics under $\{g_i^0\}_{i=1}^N$.

In the following $o(1)$ is understood such that $a=o(1)$ if $\limsup_{N,T\rightarrow\infty}|a|=0$.

Let $J=\{(i,h)\mid i\in\{1,\dots,N\},h\in\mathbb{G}\setminus\{g_i^0\}\}$ and

$$J_1=\left\{(i,h)\mid i\in\{1,\dots,N\},h\in\mathbb{G}\setminus\{g_i^0\},\frac{\sqrt{T}\mathbb{E}_P(\bar{d}_i^U(h))}{s_{i,T}^U(h)}>-c_{\beta,N}^{\text{SNS}}\right\},$$

where $(s_i^U(h))^2=\sum_{t=1}^T\text{var}(d_{it}^U(h))/T=\text{var}(d_{it}^U(h))$ (the equality follows by stationarity). Roughly speaking, J_1 is the set of pairs of units and groups that are difficult to distinguish from the true group membership.

Step 1: We first prove that $\inf_{P \in \mathbb{P}_N} P \left(\max_{(i,h) \in J_1^c} \bar{d}_i^U(h) \leq 0 \right) > 1 - \beta - N^{-1} - CT^{-c} - a_{\theta,N}$.

Note that $\bar{d}_i^U(h) > 0$ for some $(i, h) \in J_1^c$ implies that

$$\max_{(i,h) \in J} \frac{\sqrt{T}(\bar{d}_i^U(h) - \mathbb{E}_P(\bar{d}_i^U(h)))}{s_{i,T}^U(h)} > c_{\beta,N}^{\text{SNS}}.$$

We observe that

$$\begin{aligned} & \sup_{P \in \mathbb{P}_N} P \left(\max_{(i,h) \in J} \frac{\sqrt{T}(\bar{d}_i^U(h) - \mathbb{E}_P(\bar{d}_i^U(h)))}{s_i^U(h)} > c_{\beta,N}^{\text{SNS}} \right) \\ & \leq \sup_{P \in \mathbb{P}_N} P \left(\max_{(i,h) \in J} \frac{\sqrt{T}(\bar{d}_i^U(h) - \mathbb{E}_P(\bar{d}_i^U(h)))}{s_i^U(h)} > c_{\beta,N}^{\text{SNS}} - e_{N,1}^U \right) \\ & \quad + \sup_{P \in \mathbb{P}_N} P \left(\max_{(i,h) \in J} \left| \frac{\sqrt{T}(\bar{d}_i^U(h) - \bar{d}_i^U(h))}{s_i^U(h)} \right| > e_{N,1}^U \right), \end{aligned}$$

where

$$e_{N,1}^U = C \frac{r_{\theta,N}}{\iota_N + \min_{1 \leq i \leq N} \sigma_i}.$$

The second term on the right-hand side converges to zero by (A.19) in Lemma A.19. Let β_N solve $c_{\beta_N,N}^{\text{SNS}} = c_{\beta,N}^{\text{SNS}} - e_{N,1}^U$. To see that β_N is well-defined, note that since $c_{\beta,N}^{\text{SNS}} \rightarrow \infty$ and $e_{N,1}^U \rightarrow 0$ the right-hand side of the equation is diverging and therefore positive for large N . Moreover, $c_{p,N}^{\text{SNS}} \downarrow 0$ as $p \uparrow N/2$. We thus establish the existence of β_N . Uniqueness follows from the strict monotonicity of the distribution function of the t -distribution. Thus, we have

$$\begin{aligned} & \sup_{P \in \mathbb{P}_N} P \left(\max_{(i,h) \in J} \frac{\sqrt{T}(\bar{d}_i^U(h) - \mathbb{E}_P(\bar{d}_i^U(h)))}{s_i^U(h)} > c_{\beta,N}^{\text{SNS}} \right) \\ & \leq \sup_{P \in \mathbb{P}_N} P \left(\max_{(i,h) \in J} \frac{\sqrt{T}(\bar{d}_i^U(h) - \mathbb{E}_P(\bar{d}_i^U(h)))}{s_i^U(h)} > c_{\beta_N,N}^{\text{SNS}} \right) + o(1) \\ & \leq 1 - (G-1)N\Phi(c_{\beta_N,N}^{\text{SNS}}) + o(1) \\ & \leq \beta_N + o(1) \\ & = \beta + o(1), \end{aligned}$$

where the second inequality follows by Lemma A.13 and the Bonferroni inequality, the third inequality holds because $c_{\beta_N,N}^{\text{SNS}}$ becomes sufficiently large as $N \rightarrow \infty$ and the tail of the t -distribution is heavier than that of the standard normal distribution (Lemma A.2 under the unidimensional case), and the last inequality follows by the fact that $|\beta_N - \beta| \leq Ce_{N,1}^U \sqrt{\log((G-1)N/\beta)} \rightarrow 0$. We now show that $|\beta_N - \beta| \leq Ce_{N,1}^U \sqrt{\log((G-1)N/\beta)}$.

Let F_T denote the distribution function of a t -distributed random variable with $T - 1$ degrees of freedom, and let f_T denote its density function. Let $c(\beta) = t_{T-1}^{-1}(1 - \beta / ((G - 1)N))$ and $e_{N,1}^{U*} = \sqrt{(T - 1)/T} e_{N,1}^U$. By the mean-value theorem

$$\begin{aligned} \frac{\beta_N}{(G - 1)N} - \frac{\beta}{(G - 1)N} &= F_T(c(\beta)) - F_T(c(\beta_N)) \\ &= F_T(c(\beta)) - F_T(c(\beta) - e_{N,1}^U) = f_T(c^*) e_{N,1}^{U*}, \end{aligned}$$

where c^* is a value between $c(\beta_N)$ and $c(\beta)$. Noting that $c(\beta_N) < c(\beta)$ and that f_T is decreasing on the positive axis, rearranging this equality yields

$$\begin{aligned} |\beta_N - \beta| &\leq f_T(c(\beta_N)) (G - 1)N e_{N,1}^{U*} \\ &\leq 2c(\beta_N) (1 - F_T(c(\beta_N))) (G - 1)N e_{N,1}^{U*} \\ &\leq 4e_{N,1}^{U*} \beta_N \sqrt{\log((G - 1)N/\beta_N)} \\ &\leq 4e_{N,1}^U \beta \sqrt{\log((G - 1)N/\beta)} + 4e_{N,1}^U |\beta_N - \beta| \sqrt{\log((G - 1)N/\beta)} \\ &\leq 4e_{N,1}^U \sqrt{\log((G - 1)N/\beta)} + o(|\beta_N - \beta|), \end{aligned}$$

where the second inequality follows from Lemma A.18, the third inequality follows from Lemma A.17 (with $\epsilon_N = 1$), the fourth inequality follows from $e_{N,1}^U = \sqrt{T/(T - 1)} e_{N,1}^{U*} \geq e_{N,1}^{U*}$ and $\beta_N \geq \beta$, the fifth inequality follows from $e_{N,1}^U \sqrt{\log N} \rightarrow 0$. This recursion implies

$$|\beta_N - \beta| \leq 5e_{N,1}^U \sqrt{\log((G - 1)N/\beta)}$$

for N large enough.

An implication of Step 1 is as follows. Let

$$\mathbb{N} = \left\{ i \in \{1, \dots, N\} \mid \max_{h \in \mathbb{G} \setminus \{g_i^0\}} \frac{\sqrt{T} \mathbb{E}_P(\bar{d}_i^U(h))}{s_i^U(h)} > -c_{\beta, N}^{\text{SNS}} \right\}.$$

Then

$$\inf_{P \in \mathbb{P}_N} P \left(\max_{i \in \mathbb{N}^c} \max_{h \in \mathbb{G} \setminus \{g_i^0\}} \bar{d}_i^U(h) \leq 0 \right) \geq 1 - \beta + o(1).$$

Step 2: Next, we prove that $\inf_{P \in \mathbb{P}_N} P(\times_{i=1}^N \hat{M}_i(g_i^0) \supseteq J_1) \geq 1 - \beta + o(1)$. Here, we drop the g argument for simplicity of notation when arguments are g_i^0 and h .

We note that

$$\sup_{P \in \mathbb{P}_N} P \left(\times_{i=1}^N \hat{M}_i(g_i^0) \not\supseteq J_1 \right)$$

$$\begin{aligned}
&= \sup_{P \in \mathbb{P}_N} P \left(\exists(i, h); \hat{D}_i^U(h) \leq -2c_{\beta, N}^{\text{SNS}} \text{ and } \frac{\sqrt{T} \mathbb{E}_P(\bar{d}_i^U(h))}{s_i^U(h)} > -c_{\beta, N}^{\text{SNS}} \right) \\
&\leq \sup_{P \in \mathbb{P}_N} P \left(\exists(i, h); D_i^U(h) \leq -2c_{\beta, N}^{\text{SNS}} + e_{N,2}^U \text{ and } \frac{\sqrt{T} \mathbb{E}_P(\bar{d}_i^U(h))}{s_i^U(h)} > -c_{\beta, N}^{\text{SNS}} \right) \\
&\quad + \sup_{P \in \mathbb{P}_N} P \left(\max_{1 \leq i \leq N} \max_{h \in \mathbb{G} \setminus \{g_i^0\}} \left| \hat{D}_i^U(h) - D_i^U(h) \right| > e_{N,2}^U \right),
\end{aligned}$$

where

$$e_{N,2}^U = C \frac{r_{\theta, N}(\sqrt{T} + \sqrt{\log N})}{\iota_N \wedge \min_{1 \leq i \leq N} \sigma_i}.$$

By (A.20) in Lemma A.19, it holds that

$$\sup_{P \in \mathbb{P}_N} P \left(\max_{1 \leq i \leq N} \max_{h \in \mathbb{G} \setminus \{g_i^0\}} \left| \hat{D}_i^U(h) - \tilde{D}_i^U(h) \right| > e_{N,2}^U \right) = o(1).$$

We observe

$$\begin{aligned}
&\sup_{P \in \mathbb{P}_N} P \left(\exists(i, h); D_i^U(h) \leq -2c_{\beta, N}^{\text{SNS}} + e_{N,2}^U \text{ and } \frac{\sqrt{T} \mathbb{E}_P(\bar{d}_i^U(h))}{s_i^U(h)} > -c_{\beta, N}^{\text{SNS}} \right) \\
&\leq \sup_{P \in \mathbb{P}_N} P \left(\max_{1 \leq i \leq N} \max_{h \in \mathbb{G} \setminus \{g_i^0\}} \frac{\sqrt{T}(\mathbb{E}_P(\bar{d}_i^U(h) - \tilde{d}_i^U(h)))}{s_{i,T}^U(h)} > \frac{2\tilde{s}_i^U(h) - s_i^U(h)}{s_i^U(h)} c_{\beta, N}^{\text{SNS}} - \frac{\tilde{s}_i^U(h)}{s_i^U(h)} e_{N,2}^U \right).
\end{aligned}$$

Note that $\tilde{s}_i^U(h)s_i^U(h) > 1 - r/2$ is equivalent to

$$\frac{2\tilde{s}_i^U(h) - s_i^U(h)}{s_i^U(h)} > 1 - r.$$

Thus, we have

$$\begin{aligned}
&\sup_{P \in \mathbb{P}_N} P \left(\max_{1 \leq i \leq N} \max_{h \in \mathbb{G} \setminus \{g_i^0\}} \frac{\sqrt{T}(\mathbb{E}_P(\bar{d}_i^U(h) - \tilde{d}_i^U(h)))}{s_{i,T}^U(h)} > \frac{2\tilde{s}_i^U(h) - s_i^U(h)}{s_i^U(h)} c_{\beta, N}^{\text{SNS}} - \frac{\tilde{s}_i^U(h)}{s_i^U(h)} e_{N,2}^U \right) \\
&\leq \sup_{P \in \mathbb{P}_N} P \left(\max_{1 \leq i \leq N} \max_{h \in \mathbb{G} \setminus \{g_i^0\}} \frac{\sqrt{T}(\mathbb{E}_P(\bar{d}_i^U(h) - \tilde{d}_i^U(h)))}{s_{i,T}^U(h)} > (1 - r)c_{\beta, N}^{\text{SNS}} - A e_{N,2}^U \right) \\
&\quad + \sup_{P \in \mathbb{P}_N} P \left(\left| \frac{\tilde{s}_i^U(h)}{s_i^U(h)} - 1 \right| > r/2 \right) \\
&\quad + \sup_{P \in \mathbb{P}_N} P \left(\max_{1 \leq i \leq N} \max_{h \in \mathbb{G} \setminus \{g_i^0\}} \left| \frac{\tilde{s}_i^U(h)}{s_i^U(h)} \right| > A \right),
\end{aligned}$$

where $A > 1$ is a fixed number. We now note that

$$\begin{aligned} & \tilde{s}_i^U(h)^2 - s_i^U(h)^2 \\ &= \frac{1}{T} \sum_{t=1}^T \left\{ (d_{it}^U(h))^2 - \mathbb{E}_P [(d_{it}^U(h))^2] - (\bar{d}_i^U(h) - \mathbb{E}_P [d_{it}^U(h)])(\bar{d}_i^U(h) + \mathbb{E}_P [d_{it}^U(h)]) \right\}. \end{aligned}$$

By Lemma A.15 and (A.24), it holds that

$$\sup_{P \in \mathbb{P}} \left(\max_{1 \leq i \leq N} \left| \frac{\tilde{s}_i^U(h)^2 - s_i^U(h)^2}{\sigma_i^2 \|\delta_i(h)\|^2} \right| \geq CT^{-1/2} \log N \right) = o(1). \quad (\text{A.6})$$

Because $s_i^U(h) > s_i(h)$ and $s_i(h)/(\sigma_i \|\delta_i(h)\|)$ is bounded from above and from below by Assumption 1.4, it holds that

$$\sup_{P \in \mathbb{P}} \left(\max_{1 \leq i \leq N} \left| \frac{\tilde{s}_i^U(h)}{s_i^U(h)} - 1 \right| \geq CT^{-1/4} \sqrt{\log N} \right) = o(1). \quad (\text{A.7})$$

We take $r = T^{-1/4} \sqrt{\log N}$. We then have

$$\sup_{P \in \mathbb{P}_N} P \left(\left| \frac{\tilde{s}_i^U(h)}{s_i^U(h)} - 1 \right| > r/2 \right) + \sup_{P \in \mathbb{P}_N} P \left(\max_{1 \leq i \leq N} \max_{h \in \mathbb{G} \setminus \{g_i^0\}} \left| \frac{\tilde{s}_i^U(h)}{s_i^U(h)} \right| > A \right) = o(1).$$

Let β'_N be such that $c_{\beta'_N, N}^{\text{SNS}} = (1-r)c_{\beta, N}^{\text{SNS}} - Ae_{N,2}^U$. We then examine

$$\begin{aligned} & \sup_{P \in \mathbb{P}_N} P \left(\max_{1 \leq i \leq N} \max_{h \in \mathbb{G} \setminus \{g_i^0\}} \frac{\sqrt{T}(\mathbb{E}_P(\bar{d}_i^U(h) - \bar{d}_i^U(h)))}{s_{i,T}^U(h)} > (1-r)c_{\beta, N}^{\text{SNS}} - Ae_{N,2}^U \right) \\ &= \sup_{P \in \mathbb{P}_N} P \left(\max_{1 \leq i \leq N} \max_{h \in \mathbb{G} \setminus \{g_i^0\}} \frac{\sqrt{T}(\mathbb{E}_P(\bar{d}_i^U(h) - \bar{d}_i^U(h)))}{s_{i,T}^U(h)} > c_{\beta'_N, N}^{\text{SNS}} \right) \\ &\leq 1 - (G-1)N\Phi(c_{\beta'_N, N}^{\text{SNS}}) + o(1) \\ &\leq \beta'_N + o(1) \\ &= \beta + o(1), \end{aligned}$$

where the first inequality follows by Lemma A.13 and the Bonferroni inequality, the second inequality holds because $c_{\beta'_N, N}^{\text{SNS}}$ becomes sufficiently large as $N \rightarrow \infty$ and the tail of the t -distribution is heavier than that of the standard normal distribution (Lemma A.2 under the unidimensional case), and the last inequality follows by the fact that $|\beta'_N - \beta| \leq Ce_{N,2}^U \sqrt{\log((G-1)N/\beta)} \rightarrow 0$ shown in Step 1.

Summing up, we have

$$\sup_{P \in \mathbb{P}_N} P \left(\bigtimes_{i=1}^N \hat{M}_i(g_i^0) \not\subseteq J_1 \right) \leq \beta + o(1).$$

An implication of Step 2 is as follows. Let

$$\hat{\mathbb{N}} = \{i \in \{1, \dots, N\} \mid M_i(g_i^0) \neq \emptyset\}.$$

Then

$$\inf_{P \in \mathbb{P}_N} P(\hat{\mathbb{N}} \supseteq \mathbb{N}) \geq 1 - \beta + o(1).$$

Step 3: First, consider the case in which $J_1 = \emptyset$. In this case, the argument in Step 1 yields that

$$\inf_{P \in \mathbb{P}_N} P(\hat{g}_i = g_i^0, \forall i) = \inf_{P \in \mathbb{P}_N} P\left(\max_{1 \leq i \leq N} \max_{h \in \mathbb{G} \setminus \{g_i^0\}} \hat{D}_i^U(h) \leq 0\right) \geq 1 - \beta + o(1).$$

The equality in the above display follows because \hat{g}_i minimizes the squared loss in the two-step procedure (see (11) in the main text). Because $\{\hat{g}_i\}_{i=1}^N$ is always included in the confidence set, the limiting probability of the confidence set not including $\{g_i^0\}_{i=1}^N$ is less than $\beta < \alpha$.

Next, consider the case in which $|J_1| \geq 1$. Observe that

$$\begin{aligned} & \sup_{P \in \mathbb{P}_N} P\left(\{g_i^0\}_{i=1}^N \notin \hat{C}_{\text{sel}, \alpha, \beta}\right) \\ &= \sup_{P \in \mathbb{P}_N} P\left(\bigcup_{i=1}^N \left(\left\{\hat{T}_i(g_i^0) > \hat{c}_{\alpha-2\beta, \hat{\mathbb{N}}, i}(g_i^0)\right\} \cap \left\{\max_{h \in \mathbb{G} \setminus \{g_i^0\}} \hat{D}_i^U(h) > 0\right\}\right)\right) \\ &\leq \sup_{P \in \mathbb{P}_N} P\left(\bigcup_{i \in \mathbb{N}} \left\{\hat{T}_i(g_i^0) > \hat{c}_{\alpha-2\beta, \hat{\mathbb{N}}, i}(g_i^0)\right\} \cup \bigcup_{i \in \mathbb{N}^c} \left\{\max_{h \in \mathbb{G} \setminus \{g_i^0\}} \hat{D}_i^U(h) > 0\right\}\right) \\ &\leq \sup_{P \in \mathbb{P}_N} P\left(\bigcup_{i \in \mathbb{N}} \left\{\hat{T}_i(g_i^0) > \hat{c}_{\alpha-2\beta, \hat{\mathbb{N}}, i}(g_i^0)\right\}\right) + \sup_{P \in \mathbb{P}_N} P\left(\bigcup_{i \in \mathbb{N}^c} \left\{\max_{h \in \mathbb{G} \setminus \{g_i^0\}} \hat{D}_i^U(h) > 0\right\}\right). \end{aligned}$$

By Step 1, we have

$$\sup_{P \in \mathbb{P}_N} P\left(\bigcup_{i \in \mathbb{N}^c} \left\{\max_{h \in \mathbb{G} \setminus \{g_i^0\}} \hat{D}_i^U(h) > 0\right\}\right) \leq \beta + o(1).$$

By Step 2, we have

$$\begin{aligned} & \sup_{P \in \mathbb{P}_N} P\left(\bigcup_{i \in \mathbb{N}} \left\{\hat{T}_i(g_i^0) > \hat{c}_{\alpha-2\beta, \hat{\mathbb{N}}, i}(g_i^0)\right\}\right) \\ &\leq \sup_{P \in \mathbb{P}_N} P\left(\{\hat{\mathbb{N}} \supseteq \mathbb{N}\} \cap \bigcup_{i \in \mathbb{N}} \left\{\hat{T}_i(g_i^0) > \hat{c}_{\alpha-2\beta, \hat{\mathbb{N}}, i}(g_i^0)\right\}\right) + \sup_{P \in \mathbb{P}_N} P(\{\hat{\mathbb{N}} \not\supseteq \mathbb{N}\}) \end{aligned}$$

$$\leq \sup_{P \in \mathbb{P}_N} P \left(\bigcup_{i \in \mathbb{N}} \left\{ \hat{T}_i(g_i^0) > \hat{c}_{\alpha-2\beta, |\mathbb{N}|}(g_i^0) \right\} \right) + \beta + o(1).$$

Thus, we have

$$\sup_{P \in \mathbb{P}_N} P \left(\{g_i^0\}_{i=1}^N \notin \hat{C}_{\text{sel}, \alpha, \beta} \right) \leq \sup_{P \in \mathbb{P}_N} P \left(\bigcup_{i \in \mathbb{N}} \left\{ \hat{T}_i(g_i^0) > \hat{c}_{\alpha-2\beta, |\mathbb{N}|, i}(g_i^0) \right\} \right) + 2\beta + o(1).$$

Theorem 2 implies

$$\limsup_{N, T \rightarrow \infty} \sup_{P \in \mathbb{P}_N} P \left(\{g_i^0\}_{i=1}^N \notin \hat{C}_{\text{sel}, \alpha, \beta} \right) \leq \alpha.$$

□

A.3. Supporting lemmas

Lemma A.1. *Let $(\phi_i)_{i=1}^n$ denote a collection of independent, non-randomized tests and suppose that*

$$\alpha_i = n\mathbb{P}(\phi_i > 0)$$

with $\alpha_{\max} := \max_{i=1, \dots, n} \alpha_i < 1$. Then

$$\alpha_{\min} - \frac{\alpha_{\min}^2}{2} \leq \mathbb{P} \left(\max_{i=1, \dots, n} \phi_i > 0 \right) \leq \alpha_{\max} - \frac{\alpha_{\max}^2}{2} \left(1 - \frac{\alpha_{\max}}{3} + \frac{1}{n} \left(1 - \frac{\alpha_{\max}}{n} \right)^{-2} \right),$$

where $\alpha_{\min} := \min_{i=1, \dots, n} \alpha_i$.

Proof. For fixed $0 < x < 1$, let \bar{x} denote a generic intermediate value between zero and x . By a Taylor expansion around $x = 0$,

$$\exp(-x) = 1 - x + \frac{1}{2}x^2 - \frac{1}{6}\exp(-\bar{x})x^3 \geq 1 - x + x^2 \left(\frac{1}{2} - \frac{x}{6} \right). \quad (\text{A.8})$$

Moreover,

$$\log(1-x) = 0 - x - \frac{x^2}{2(1-\bar{x})^2} \geq -x - \frac{x^2}{2(1-x)^2}. \quad (\text{A.9})$$

Now, for $0 < \alpha < 1$,

$$\begin{aligned} \left(1 - \frac{\alpha}{n} \right)^n &= \exp \left(n \log \left(1 - \frac{\alpha}{n} \right) \right) \\ &\geq \exp(-\alpha) \exp \left(-\frac{\alpha^2}{2n} \left(1 - \frac{\alpha}{n} \right)^{-2} \right) \end{aligned}$$

$$\begin{aligned}
&\geq \left(1 - \alpha + \alpha^2 \left(\frac{1}{2} - \frac{\alpha}{6}\right)\right) \left(1 - \frac{\alpha^2}{2n} \left(1 - \frac{\alpha}{n}\right)^{-2}\right) \\
&\geq 1 - \alpha + \frac{\alpha^2}{2} \left(1 - \frac{\alpha}{3}\right) - \frac{\alpha^2}{2n} \left(1 - \frac{\alpha}{n}\right)^{-2},
\end{aligned}$$

where the first inequality uses (A.9), the second inequality uses (A.8) and the last inequality uses

$$1 - \alpha + \alpha^2 \left(\frac{1}{2} - \frac{\alpha}{6}\right) \leq 1.$$

We conclude that

$$\begin{aligned}
&\mathbb{P}\left(\max_{i=1,\dots,n} \phi_i > 0\right) = 1 - \mathbb{P}\left(\max_{i=1,\dots,n} \phi_i = 0\right) \\
&\leq 1 - \left(1 - \frac{\alpha_{\max}}{n}\right)^n \leq \alpha_{\max} - \frac{\alpha_{\max}^2}{2} \left(1 - \frac{\alpha_{\max}}{3}\right) + \frac{\alpha_{\max}^2}{2n} \left(1 - \frac{\alpha_{\max}}{n}\right)^{-2}.
\end{aligned}$$

Next, note that

$$\left(1 - \frac{\alpha}{n}\right)^n \leq \exp(-\alpha) \leq 1 - \alpha + \frac{\alpha^2}{2}$$

and therefore

$$\mathbb{P}\left(\max_{i=1,\dots,n} \phi_i > 0\right) = 1 - \mathbb{P}\left(\max_{i=1,\dots,n} \phi_i = 0\right) \geq 1 - \left(1 - \frac{\alpha_{\min}}{n}\right)^n \geq \alpha_{\min} - \frac{\alpha_{\min}^2}{2}.$$

□

Lemma A.2. *Let V denote a correlation matrix, which is possibly singular, and let $\Phi_{\max,V}$ denote the distribution function of the maximum element of a multivariate normal random vector with covariance matrix V . There is $t^* \in \mathbb{R}$ independent of T and V such that for all $t > t^*$*

$$t_{\max,V,T-1} \left(\sqrt{\frac{T-1}{T}} t \right) \leq \Phi_{\max,V}(t).$$

Proof. Let \mathbf{x} be a vector of random variables such that $\mathbf{x} \sim N(0, V)$. By the definitions of $\Phi_{\max,V}$ and $t_{\max,V,T-1}$, we have

$$\Phi_{\max,V}(t) = P(\mathbf{x} \leq t)$$

and

$$t_{\max,V,T-1} \left(\sqrt{\frac{T-1}{T}} t \right) = P \left(\frac{1}{\sqrt{z/(T-1)}} \mathbf{x} \leq \sqrt{\frac{T-1}{T}} t \right),$$

where an inequality such as $\mathbf{x} \leq t$ is understood in an element-wise way, and z is a χ^2 random variable with degree of freedom $T - 1$ independent of \mathbf{x} .

Let r be the rank of V . We have the following eigen decomposition of V :

$$V = U\Sigma U',$$

where Σ is a diagonal matrix with non-negative elements and U is a unitary matrix. We arrange the elements of U and Σ such that the first r diagonal elements of Σ are non-zero and its other diagonal elements are zero. Let Σ_r be the $r \times r$ upper-left block of Σ . Let

$$\mathbf{x}^* = U'\mathbf{x}.$$

By construction, $\mathbf{x}^* \sim N(0, \Sigma)$. Because Σ is diagonal and only the first r diagonal elements are non-zero, the first r elements of \mathbf{x}^* can be non-zero, and its other elements are zero. Let \mathbf{x}_r be the vector of the first r elements of \mathbf{x}^* . Note that by the definition of Σ_r , $\mathbf{x}^* \sim N(0, \Sigma_r)$. This observation implies that

$$\mathbf{x} = U\mathbf{x}^* = U_r\mathbf{x}_r,$$

where U_r is the matrix that consists of the first r columns of U .

We can then write

$$\Phi_{\max, V}(t) = \int_{\mathbf{x} \leq t} \phi_{\Sigma_r}(\mathbf{x}_r) d\mathbf{x}_r$$

and

$$t_{\max, V, T-1} \left(\sqrt{\frac{T-1}{T}} t \right) = \int_{\mathbf{x} \leq \sqrt{\frac{T-1}{T}} t} f_{\Sigma_r, T-1}^t(\mathbf{x}_r) d\mathbf{x}_r = \int_{\mathbf{x} \leq t} f_{\Sigma_r, T-1}^{t,*}(\mathbf{x}_r) d\mathbf{x}_r,$$

where

$$\phi_{\Sigma_r}(\mathbf{x}_r) = (2\pi)^{-r/2} (\det(\Sigma_r))^{-1/2} \exp \left(-\frac{1}{2} \mathbf{x}_r' \Sigma_r^{-1} \mathbf{x}_r \right),$$

and

$$f_{\Sigma_r, T-1}^t(\mathbf{x}_r) = (\pi(T-1))^{-r/2} (\det(\Sigma_r))^{-1/2} \Gamma \left(\frac{T+r-1}{2} \right) \left(\Gamma \left(\frac{T-1}{2} \right) \right)^{-1} \\ \times \left(1 + \frac{1}{T-1} \mathbf{x}_r' \Sigma_r^{-1} \mathbf{x}_r \right)^{-(T+r-1)/2},$$

is the density of the multivariate t distribution with scale matrix V and $T - 1$ degrees

of freedom, and

$$f_{\Sigma_r, T-1}^{t,*}(\mathbf{x}_r) = (\pi T)^{-r/2} (\det(\Sigma_r))^{-1/2} \Gamma\left(\frac{T+r-1}{2}\right) \left(\Gamma\left(\frac{T-1}{2}\right)\right)^{-1} \\ \times \left(1 + \frac{1}{T} \mathbf{x}'_r \Sigma_r^{-1} \mathbf{x}_r\right)^{-(T+r-1)/2}.$$

We now identify a region in which $f_{\Sigma_r, T-1}^{t,*}(\mathbf{x}_r) > \phi_{\Sigma_r}(\mathbf{x}_r)$. We have

$$\log f_{\Sigma_r, T-1}(\mathbf{x}_r) - \log \phi_{\Sigma_r}(\mathbf{x}_r) = A_T - \frac{T+r-1}{2} \log\left(1 + \frac{1}{T} \mathbf{x}'_r \Sigma_r^{-1} \mathbf{x}_r\right) + \frac{1}{2} \mathbf{x}'_r \Sigma_r^{-1} \mathbf{x}_r,$$

where

$$A_T = -\frac{r}{2} \log(T) + \log \Gamma\left(\frac{T+r-1}{2}\right) - \log \Gamma\left(\frac{T-1}{2}\right) + \frac{r}{2} \log(2).$$

By the property of the logarithm function and the linear function, there is a unique value, denoted by x_T^* , such that $f_{\Sigma_r, T-1}^{t,*}(\mathbf{x}_r) \leq \phi_{\Sigma_r}(\mathbf{x}_r)$ implies $\mathbf{x}'_r \Sigma_r^{-1} \mathbf{x}_r \leq x_T^*$. To see this, we consider the two functions $\log(1+y)$ and $ay+b$, where $a = T/(T+r-1)$ and $b = 2A_T/(T+r-1)$. We want to find a value of y , say y' , such that if $y \geq y'$ then $\log(1+y) \leq ay+b$. Because $\log(1+y)$ is increasing and concave and $a > 0$ there are two possibilities: 1) $ay+b \geq \log(1+y)$ for any y and $ay+b > \log(1+y)$ almost always; 2) the curves $\log(1+y)$ and $ay+b$ intersect with each other at two points, say y_1 and y_2 such that $\log(1+y) < ay+b$ for $y < y_1$, $\log(1+y) \geq ay+b$ for $y_1 \leq y \leq y_2$, and $\log(1+y) < ay+b$ for $y > y_2$. The first case does not apply to our situation because if this was the case, then $f_{\Sigma_r, T-1}^{t,*}(\mathbf{x}_r) > \phi_{\Sigma_r}(\mathbf{x}_r)$ almost always, contradicting the fact that both curves integrate to one. Thus, the second case applies. The values of y_1 and y_2 can be obtained by solving $\log(1+y) = ay+b$. It holds $y_2 > 0$ because the slope of $\log(1+y)$ at y_2 must be smaller than a and $0 < a < 1$.

Choose t large enough such that $\mathbf{x}'_r \Sigma_r^{-1} \mathbf{x}_r \leq x_T^*$ implies $\mathbf{x} \leq t$. This choice of t depends on T only through x_T^* . In particular, if $x_T^* = O(1)$ then t can be chosen independently of T . To prove this set $t = \sqrt{x_T^* \dim(\mathbf{x})}$. Since V is a correlation matrix, its largest eigenvalue is bounded by r . This implies that $\mathbf{x}'_r \Sigma_r^{-1} \mathbf{x}_r \geq \|\mathbf{x}_r\|^2/r$. Because \mathbf{x}^* is a vector whose first r elements are those of \mathbf{x}_r and other elements are zero, $\|\mathbf{x}_r\|^2 = \|\mathbf{x}^*\|^2$. By the definition of \mathbf{x}^* , it holds that $\|\mathbf{x}^*\|^2 = \|U'\mathbf{x}\|^2 = \|\mathbf{x}\|^2$, where the last equality uses the fact that U is a unitary matrix. Observe that if $\mathbf{x} \not\leq t$ so that an element of \mathbf{x} exceeds t , then $\|\mathbf{x}\|^2 > t^2 \geq x_T^* r$. This implies that $\mathbf{x}'_r \Sigma_r^{-1} \mathbf{x}_r \geq \|\mathbf{x}\|^2/r > x_T^* r/r = x_T^*$.

We have

$$\Phi_{\max, \Sigma_r}(t) - t_{\max, \Sigma_r, T-1} \left(\sqrt{\frac{T-1}{T}} t \right) = \int_{\mathbf{x} \leq t} (\phi_{\Sigma_r}(\mathbf{x}_r) - f_{\Sigma_r, T-1}^{t,*}(\mathbf{x}_r)) d\mathbf{x}_r \\ = \int_{\mathbf{x}'_r \Sigma_r^{-1} \mathbf{x}_r \leq x_T^*} (\phi_{\Sigma_r}(\mathbf{x}_r) - f_{\Sigma_r, T-1}^{t,*}(\mathbf{x}_r)) d\mathbf{x}_r$$

$$+ \int_{\mathbf{x} \leq t, \mathbf{x}' \Sigma_r^{-1} \mathbf{x}_r > x_T^*} (\phi_{\Sigma_r}(\mathbf{x}_r) - f_{V, T-1}^{t,*}(\mathbf{x}_r)) d\mathbf{x}_r,$$

where the first integral on the right-hand side of the equation is taken over $\mathbf{x}'_r \Sigma_r^{-1} \mathbf{x}_r \leq a$ because $\{\mathbf{x}_r : \mathbf{x}'_r \Sigma_r^{-1} \mathbf{x}_r \leq x_T^*, \mathbf{x} \leq t\} = \{\mathbf{x}_r : \mathbf{x}'_r \Sigma_r^{-1} \mathbf{x}_r \leq x_T^*\}$ by our choice of t . Because both $\phi_{\Sigma_r}(\mathbf{x}_r)$ and $f_{\Sigma_r, T-1}^{t,*}(\mathbf{x}_r)$ are densities and integrate to one, we have

$$\int_{\mathbf{x}'_r \Sigma_r^{-1} \mathbf{x}_r \leq x_T^*} (\phi_{\Sigma_r}(\mathbf{x}_r) - f_{\Sigma_r, T-1}^{t,*}(\mathbf{x}_r)) d\mathbf{x}_r = - \int_{\mathbf{x}'_r \Sigma_r^{-1} \mathbf{x}_r > x_T^*} (\phi_{\Sigma_r}(\mathbf{x}_r) - f_{\Sigma_r, T-1}^{t,*}(\mathbf{x}_r)) d\mathbf{x}_r,$$

Thus, for t large enough such that $\mathbf{x}' V^{-1} \mathbf{x} \leq x_T^*$ implies $\mathbf{x} \leq t$, we have

$$\begin{aligned} & \Phi_{\max, \Sigma_r}(t) - t_{\max, \Sigma_r, T-1} \left(\sqrt{\frac{T-1}{T}} t \right) \\ &= - \int_{\mathbf{x}'_r \Sigma_r^{-1} \mathbf{x}_r > x_T^*} (\phi_{\Sigma_r}(\mathbf{x}_r) - f_{\Sigma_r, T-1}^{t,*}(\mathbf{x}_r)) d\mathbf{x}_r \\ & \quad + \int_{\mathbf{x} \leq t, \mathbf{x}'_r \Sigma_r^{-1} \mathbf{x}_r > x_T^*} (\phi_{\Sigma_r}(\mathbf{x}_r) - f_{V, T-1}^{t,*}(\mathbf{x}_r)) d\mathbf{x}_r \\ &= \int_{\mathbf{x} \not\leq t, \mathbf{x}'_r \Sigma_r^{-1} \mathbf{x}_r > x_T^*} (\phi_{\Sigma_r}(\mathbf{x}_r) - f_{V, T-1}^{t,*}(\mathbf{x}_r)) d\mathbf{x}_r \geq 0, \end{aligned}$$

where the last inequality follows because $\mathbf{x}'_r \Sigma_r^{-1} \mathbf{x}_r > x_T^*$ implies $\phi_{\Sigma_r}(\mathbf{x}_r) > f_{V, T-1}^{t,*}(\mathbf{x}_r)$.

Next, we evaluate the order of x_T^* . Note that x_T^* solves

$$\frac{1}{2} x_T^* + A_T = \frac{T+r-1}{2} \log \left(1 + \frac{1}{T} x_T^* \right).$$

We first show that $A_T = O(1)$ where the order is taken with respect to T . We separately examine the cases of odd and even G . Suppose that r is even (we may assume $r \geq 2$). Then, the recurrent relation of the Gamma function implies that

$$\begin{aligned} A_T &= -\frac{r}{2} \log(T) + \sum_{j=0}^{r/2-1} \log \left(\frac{T-1}{2} + j \right) + \frac{r}{2} \log(2) \\ &= -\frac{r}{2} \log(T) + \sum_{j=0}^{r/2-1} \log(T-1+2j) - \frac{r}{2} \log(2) + \frac{r}{2} \log(2) \\ &= \sum_{j=0}^{r/2-1} \log \left(\frac{T-1+2j}{T} \right) = O(1) \end{aligned}$$

as $T \rightarrow \infty$. Next, we consider cases in which r is odd. For $r = 1$, $A_T = O(1)$ follows

from

$$\sqrt{\frac{T}{2}} \frac{\Gamma\left(\frac{T-1}{2}\right)}{\Gamma\left(\frac{T}{2}\right)} \rightarrow 1. \quad (\text{A.10})$$

For $r \geq 3$, by the recurrent relation of the Gamma function, we have

$$\begin{aligned} A_T &= -\frac{r}{2} \log(T) + \sum_{j=0}^{r/2-1} \log\left(\frac{T}{2} + j\right) + \log \Gamma\left(\frac{T}{2}\right) - \log \Gamma\left(\frac{T-1}{2}\right) + \frac{r}{2} \log(2) \\ &= \sum_{j=0}^{(r-1)/2-1} \log\left(\frac{T+2j}{T}\right) + \frac{1}{2} \log\left(\frac{2}{T}\right) + \log \Gamma\left(\frac{T}{2}\right) - \log \Gamma\left(\frac{T-1}{2}\right). \end{aligned}$$

By (A.10)

$$\log \Gamma\left(\frac{T}{2}\right) - \log\left(\Gamma\left(\frac{T-1}{2}\right) \left(\frac{T}{2}\right)^{1/2}\right) = O(1).$$

We have established that $A_T = O(1)$ for all $r \geq 1$. To prove the lemma, it now suffices to prove $x_T^* = O(1)$. Suppose the opposite is true. Then, there is a subsequence T_1, \dots, T_k, \dots such that $x_{T_k}^*$ monotonically diverges to infinity. By the definition of x_T^* we have

$$x_T^* + A_T = (T + r - 1) \log\left(1 + \frac{1}{T} x_T^*\right).$$

For sufficiently large y , $y/2 > \log(1 + y)$. Therefore, for sufficiently large k , we have

$$x_{T_k}^* + A_T < \frac{T + r - 1}{2T} x_{T_k}^*$$

Rearranging terms yields

$$\frac{T - r + 1}{2T} x_{T_k}^* + A_T < 0,$$

contradicting that $A_T = O(1)$ and $x_{T_k}^*$ diverging to infinity can both be true. This proves $x_T^* = O(1)$. □

Lemma A.3 (Comparison bound for critical values with regularization). *Let Ω and $\widehat{\Omega}$ denote $p \times p$ correlation matrices and let ϵ , δ and c_ω denote positive constants such that $4\delta \leq \epsilon \leq 4c_\omega/3$. Suppose that $\Omega_{ij} > -1 + c_\omega$ for all $i, j = 1, \dots, p$ and*

$$\|\widehat{\Omega} - \Omega\|_{\max} \leq \delta.$$

Let $X \sim N(0, \Omega)$ and $\hat{X}^\epsilon \sim N(0, \rho(\hat{\Omega}, \epsilon))$. Then, there is a universal constant C such that for all $a > \sqrt{2}$

$$\frac{P(\max_{j=1, \dots, p} X_j > a)}{P(\max_{j=1, \dots, p} \hat{X}_j^\epsilon > a)} - 1 \leq Ca\sqrt{\epsilon}.$$

In particular, suppose that $\hat{c}_{\alpha, N}$ is the $1 - \alpha/N$ quantile of $\max_{j=1, \dots, p} \hat{X}_j^\epsilon$ and let $c_{\alpha, N}$ denote the $1 - \alpha/N$ quantile of $\max_{j=1, \dots, p} X_j$, where

$$\alpha_N = \alpha(1 + \hat{c}_{\alpha, N} C \sqrt{\epsilon}).$$

If $\hat{c}_{\alpha, N} > \sqrt{2}$ then $\hat{c}_{\alpha, N} \geq c_{\alpha, N}$.

Proof. Write $\hat{\epsilon} = \epsilon^*(\hat{\Omega}, \epsilon)$. By the Cholesky decomposition, there is a lower-triangular matrix L (possibly with some diagonal elements equal to zero) such that $\hat{\Omega} = LL'$. $\hat{\Omega}$ can be interpreted as the covariance matrix of the random vector LW , where W is a random vector in \mathbb{R}^p with expectation zero and covariance matrix I_p . $V = \hat{\Omega} + \hat{\epsilon}I_p$ can be interpreted as the covariance matrix of the random vector that is generated by adding independent, component-specific noise E_i to the i th components of LW , where E_i has mean zero and variance $\hat{\epsilon}$. Then, $\rho(\hat{\Omega}, \hat{\epsilon})$ transforms V into a correlation matrix. Since $\rho(\hat{\Omega}, \epsilon)$ and $\hat{\Omega}$ are both correlation matrices, $\rho(\hat{\Omega}, \epsilon)_{ii} = \hat{\Omega}_{ii} = 1$, for all $i = 1, \dots, p$. Let ℓ_i denote the i th row of L . For $i \neq j$, $\hat{\Omega}_{ij}$ is equal to the covariance between $\ell_i'W$ and $\ell_j'W$, i.e.,

$$\hat{\Omega}_{ij} = \text{cov}(\ell_i'W, \ell_j'W) = \ell_i' \text{cov}(W) \ell_j = \ell_i' \ell_j.$$

V_{ij} is equal to the covariance between $\ell_i'W + E_i$ and $\ell_j'W + E_j$, i.e.,

$$V_{ij} = \text{cov}(\ell_i'W + E_i, \ell_j'W + E_j) = \ell_i' \text{cov}(W) \ell_j = \ell_i' \ell_j = \hat{\Omega}_{ij}.$$

For $i = 1, \dots, p$,

$$V_{ii} = \text{cov}(\ell_i'W + E_i, \ell_i'W + E_i) = \ell_i' \text{cov}(W) \ell_i + \hat{\epsilon} = \hat{\Omega}_{ii} + \hat{\epsilon} = 1 + \hat{\epsilon}.$$

Therefore, for $i \neq j$,

$$\rho(\hat{\Omega}, \epsilon)_{ij} = \frac{V_{ij}}{\sqrt{V_{ii}V_{jj}}} = \frac{\hat{\Omega}_{ij}}{1 + \hat{\epsilon}}.$$

We now derive a bound on

$$\Delta_{ij} = \left(\arcsin \left(\rho(\hat{\Omega}, \epsilon)_{ij} \right) - \arcsin \left(\Omega_{ij} \right) \right)^+.$$

Since $\arcsin(\cdot)$ is strictly increasing on $(0, 1)$, a necessary condition for $\Delta_{ij} \neq 0$ is

$\rho(\widehat{\Omega}, \epsilon)_{ij} > \Omega_{ij}$. This condition bounds $\rho(\widehat{\Omega}, \epsilon)_{ij}$ and Ω_{ij} away from -1 and 1. In particular,

$$\widehat{\Omega}/(1 + \hat{\epsilon}) = \rho(\widehat{\Omega}, \epsilon)_{ij} > \Omega_{ij}$$

implies

$$\widehat{\Omega}_{ij} > (1 + \hat{\epsilon})\Omega_{ij}.$$

Since we also have $\widehat{\Omega}_{ij} \leq \Omega_{ij} + \delta$, an $\widehat{\Omega}_{ij}$ fulfilling both conditions exists only if

$$(1 + \hat{\epsilon})\Omega_{ij} < \Omega_{ij} + \delta$$

or equivalently if $\hat{\epsilon}\Omega_{ij} < \delta$. Suppose that $\Omega_{ij} > 1 - \epsilon/2$. Then we have

$$\begin{aligned} \hat{\epsilon} &\geq \epsilon - (1 - \widehat{\Omega}_{ij}) \\ &\geq \epsilon + \Omega_{ij} - \delta - 1 > \epsilon + (1 - \epsilon/2) - \delta - 1 = \epsilon/2 - \delta. \end{aligned}$$

Therefore, $\hat{\epsilon}\Omega_{ij} < \delta$ is only possible if

$$(\epsilon/2 - \delta)(1 - \epsilon/2) < \delta.$$

This inequality contradicts $\epsilon \geq 4\delta$ and hence we can take $\Omega_{ij} \leq 1 - \epsilon/2$. Moreover, since $\epsilon \leq 2c_\omega$, $\Omega_{ij} \geq -1 - c_\omega \geq -1 - \epsilon/2$.

For an upper bound on $\rho(\widehat{\Omega}, \epsilon)_{ij}$, we have

$$\begin{aligned} \rho(\widehat{\Omega}, \epsilon)_{ij} &= \frac{\widehat{\Omega}_{ij}}{1 + \hat{\epsilon}} \leq \frac{\widehat{\Omega}_{ij}}{1 + \epsilon - (1 - \widehat{\Omega}_{ij})} \\ &\leq \frac{\widehat{\Omega}_{ij}}{\widehat{\Omega}_{ij} + \epsilon} \leq \frac{1}{1 + \epsilon} \leq 1 - \epsilon/2. \end{aligned}$$

For a lower bound on $\rho(\widehat{\Omega}, \epsilon)_{ij}$, suppose that $\widehat{\Omega}_{ij} < 0$, in which case,

$$\rho(\widehat{\Omega}, \epsilon)_{ij} = \frac{\widehat{\Omega}_{ij}}{1 + \hat{\epsilon}} \geq \widehat{\Omega}_{ij} = \Omega_{ij} + \widehat{\Omega}_{ij} - \Omega_{ij} \geq -1 + c_\omega - \delta \geq -1 + \epsilon/2,$$

provided that $c_\omega - \epsilon/2 - \delta \geq 0$. This condition is satisfied if $\epsilon \leq 4c_\omega/3$. Therefore, we have the bounds

$$-1 + \epsilon/2 \leq \Omega_{ij} \leq 1 - \epsilon/2$$

and

$$-1 + \epsilon/2 \leq \rho(\widehat{\Omega}_{ij}, \epsilon) \leq 1 - \epsilon/2.$$

We also have

$$\rho(\widehat{\Omega}, \epsilon)_{ij} - \Omega_{ij} = \widehat{\Omega}_{ij}/(1 + \epsilon) - \Omega_{ij} \leq \delta + \epsilon \leq 5\epsilon.$$

By the intermediate value theorem there is an intermediate value ρ^* between $-1 + \epsilon/2$ and $1 - \epsilon/2$ such that, on $\rho(\widehat{\Omega}, \epsilon)_{ij} > \Omega_{ij}$,

$$\Delta_{ij} = \frac{\rho(\widehat{\Omega}, \epsilon)_{ij} - \Omega_{ij}}{\sqrt{1 - (\rho^*)^2}} \leq \frac{5\epsilon}{\sqrt{1 - (1 - \epsilon/2)^2}} \leq \frac{5\epsilon}{\sqrt{\epsilon(1 - \epsilon/4)}} \leq \frac{10\sqrt{\epsilon}}{\sqrt{3}}.$$

Let Φ denote the cumulative distribution function of a standard normal random variable, and let ϕ denote its probability density function. Gordon's lower bound (see, e.g., Duembgen 2010) states that

$$1 - \Phi(a) > \frac{\phi(a)}{a(1 - 1/a^2)}$$

for $a > 0$ and thus $1 - \Phi(a) > \frac{1}{2}\phi(a)/a$ for $a > \sqrt{2}$. Therefore,

$$P\left(\max_{j=1, \dots, p} \hat{X}_j > a\right) \geq P\left(\hat{X}_1^\epsilon > a\right) = 1 - \Phi(a) > \frac{\phi(a)}{2a} = \frac{\exp\left(-\frac{a^2}{2}\right)}{a\sqrt{8\pi}}$$

By Theorem 2.1 in Li and Shao (2002),

$$\begin{aligned} & P\left(\max_{j=1, \dots, p} X_j > a\right) - P\left(\max_{j=1, \dots, p} \hat{X}_j^\epsilon > a\right) \\ &= P\left(\max_{j=1, \dots, p} \hat{X}_j^\epsilon \leq a\right) - P\left(\max_{j=1, \dots, p} X_j \leq a\right) \\ &\leq \frac{1}{2\pi} \exp\left(-\frac{a^2}{2}\right) \sum_{1 \leq i < j \leq p} \Delta_{ij} \leq \frac{5}{\pi\sqrt{3}} \exp\left(-\frac{a^2}{2}\right) \sqrt{\epsilon} \end{aligned}$$

We may assume $P(\max_{j=1, \dots, p} X_j > a) > P(\max_{j=1, \dots, p} \hat{X}_j^\epsilon > a)$ since the statement of the theorem holds trivially otherwise. Then, combining the bounds derived above yields

$$\frac{P(\max_{j=1, \dots, p} X_j > a) - P(\max_{j=1, \dots, p} \hat{X}_j^\epsilon > a)}{P(\max_{j=1, \dots, p} \hat{X}_j^\epsilon > a)} < \frac{10a\sqrt{\epsilon}}{\sqrt{3}}.$$

This proves the first claim of the lemma. To prove the second claim of the lemma, note that the first claim of the lemma implies

$$P\left(\max_{j=1, \dots, p} X_j > \hat{c}_{\alpha, N}\right) = \frac{P(\max_{j=1, \dots, p} X_j > \hat{c}_{\alpha, N})}{P(\max_{j=1, \dots, p} \hat{X}_j > \hat{c}_{\alpha, N})} \alpha/N$$

$$\leq \alpha/N(1 + \hat{c}_{\alpha,N}C\sqrt{\epsilon}) \leq \alpha_N/N.$$

□

Lemma A.4 (Consistency of $\widehat{\Omega}$). *Let \mathbb{P}_N be the set of probability measures which satisfy Assumptions 1 with identical choices of a , b , d_1 , and d_2 . Assume $T^{\delta_1} \leq N$ for some universal constant $\delta_1 > 0$. Let Assumption 2 hold and $\kappa_N \asymp T^\rho$ where $0 < \rho < (\vartheta - 1)/(3\vartheta - 2)$. Let*

$$b_N^{LV} = \frac{r_{\theta,N}}{\iota_N \min_{1 \leq i \leq N} \sigma_i} + T^{-c_1}(\log N)^{c_2} + T^{-\rho},$$

where $c_1 > 0$ and $c_2 > 0$ are two constants defined in Lemma A.5 with c_1 depending only on (ρ, ϑ) and c_2 depending only on (d_2, ϑ) . Assume that $b_N^{LV} \rightarrow 0$. For any sequence ζ_N such that $\zeta_N \rightarrow \infty$ as $N, T \rightarrow \infty$,

$$\sup_{P \in \mathbb{P}_N} P \left(\max_{1 \leq i \leq N} \max_{(h, h^*) \in \mathbb{G}^2} \left| (\widehat{\Omega}_i(g_i^0))_{h, h^*} - (\Omega_i(g_i^0))_{h, h^*} \right| > \zeta_N b_N^{LV} \right) = o(1).$$

Proof. Throughout the proof, let C , C' , and C'' denote generic constants that do not depend on $P \in \mathbb{P}$. Let $\xi_i(h) = \sqrt{\Xi_i(h, h)}$ and $\widehat{\xi}_i(h) = \sqrt{\widehat{\Xi}_i(h, h)}$.

We observe the following decomposition:

$$\begin{aligned} & (\widehat{\Omega}_i)_{h, h^*} - (\Omega_i)_{h, h^*} \\ &= \frac{\widehat{\Xi}_i(h, h^*)}{\widehat{\xi}_i(h)\widehat{\xi}_i(h^*)} - \frac{\Xi_i(h, h^*)}{\xi_i(h)\xi_i(h^*)} \\ &= \left[\left(\frac{\xi_i(h)}{\widehat{\xi}_i(h)} \right) \left(\frac{\xi_i(h^*)}{\widehat{\xi}_i(h^*)} \right) - 1 \right] \left(\frac{\widehat{\Xi}_i(h, h^*)}{\xi_i(h)\xi_i(h^*)} - \frac{\Xi_i(h, h^*)}{\xi_i(h)\xi_i(h^*)} \right) \\ &+ \left[\left(\frac{\xi_i(h)}{\widehat{\xi}_i(h)} \right) \left(\frac{\xi_i(h^*)}{\widehat{\xi}_i(h^*)} \right) - 1 \right] \frac{\Xi_i(h, h^*)}{\xi_i(h)\xi_i(h^*)} + \left(\frac{\widehat{\Xi}_i(h, h^*)}{\xi_i(h)\xi_i(h^*)} - \frac{\Xi_i(h, h^*)}{\xi_i(h)\xi_i(h^*)} \right). \end{aligned}$$

Noting that

$$|\Xi_i(h, h)| = \left| \sigma_i^2 \delta_i(h)' \left(\frac{1}{T} \sum_{t=1}^T \sum_{s=1}^T \mathbb{E}_P[v_{it}v_{is}x_{it}x'_{is}] \right) \delta_i(h) \right|,$$

Assumption 1.4 implies that $\xi_i(h)/(\sigma_i)\|\delta(h)\|$ (and $\xi_i(h^*)/(\sigma_i)\|\delta(h^*)\|$) is bounded away from zero. The inequality $|\sqrt{a} - 1| \leq |a - 1|$ for $a > 0$ implies that

$$\left| \left(\frac{\widehat{\xi}_i(h)}{\xi_i(h)} \right) - 1 \right| \leq \left| \left(\frac{\widehat{\Xi}_i(h, h)}{\Xi_i(h, h)} \right) - 1 \right|.$$

Thus, we have

$$\begin{aligned}
& \left| \left(\frac{\xi_i(h)}{\hat{\xi}_i(h)} \right) \left(\frac{\xi_i(h^*)}{\hat{\xi}_i(h^*)} \right) - 1 \right| \\
&= \left| \left(\frac{\xi_i(h)}{\hat{\xi}_i(h)} - 1 + 1 \right) \left(\frac{\xi_i(h^*)}{\hat{\xi}_i(h^*)} \right) - 1 \right| \\
&= \left| \left(\frac{\xi_i(h)}{\hat{\xi}_i(h)} - 1 \right) \left(\frac{\xi_i(h^*)}{\hat{\xi}_i(h^*)} \right) + \left(\frac{\xi_i(h^*)}{\hat{\xi}_i(h^*)} - 1 \right) \right| \\
&= \left| \left(\frac{\xi_i(h)}{\hat{\xi}_i(h)} - 1 \right) \left(\frac{\xi_i(h^*)}{\hat{\xi}_i(h^*)} \right) + \left(\frac{\xi_i(h^*)}{\hat{\xi}_i(h^*)} - 1 \right) \right| \\
&\leq \left| \frac{\Xi_i(h, h)}{\hat{\Xi}_i(h, h)} - 1 \right| \left(\frac{\Xi_i(h^*, h^*)}{\hat{\Xi}_i(h^*, h^*)} \right)^{1/2} + \left| \frac{\Xi_i(h^*, h^*)}{\hat{\Xi}_i(h^*, h^*)} - 1 \right|.
\end{aligned}$$

Now, it holds that

$$\left| \frac{\Xi_i(h, h)}{\hat{\Xi}_i(h, h)} - 1 \right| \leq \left| \frac{\hat{\Xi}_i(h, h) - \Xi_i(h, h)}{\Xi_i(h, h)} + 1 \right|^{-1} \left| \frac{\hat{\Xi}_i(h, h) - \Xi_i(h, h)}{\Xi_i(h, h)} \right|.$$

Provided that $b_N^{LV} \rightarrow 0$, we have

$$\left| \left(\frac{\xi_i(h)}{\hat{\xi}_i(h)} \right) \left(\frac{\xi_i(h^*)}{\hat{\xi}_i(h^*)} \right) - 1 \right| < C \zeta_N b_N^{LV}$$

with probability approaching one by Lemma A.5. Therefore, by Lemma A.5, the desired result holds. \square

Lemma A.5 (Consistency of long-run variance estimator). *Let \mathbb{P}_N be the set of probability measures which satisfy Assumption 1 with identical choices of a , b , d_1 and d_2 . Assume $T^{\delta_1} \leq N$ for some universal constant $\delta_1 > 0$. Let Assumption 2 hold and $\kappa_N \asymp T^\rho$ where $0 < \rho < (\vartheta - 1)/(3\vartheta - 2)$. Let*

$$b_N^{LV} = \frac{r_{\theta, N}}{\iota_N \min_{1 \leq i \leq N} \sigma_i} + T^{-c_1} (\log N)^{c_2} + T^{-\rho},$$

and assume that $b_N^{LV} \rightarrow 0$. Then, there exist two constants $c_1 > 0$ depending only on (ρ, ϑ) and $c_2 > 0$ depending only on (d_2, ϑ) , such that, for any sequence ζ_N such that $\zeta_N \rightarrow \infty$ as $N, T \rightarrow \infty$,

$$\sup_{P \in \mathbb{P}_N} P \left(\max_{1 \leq i \leq N} \max_{(h, h') \in \mathbb{G}^2} \left| \frac{\hat{\Xi}_i(h, h') - \Xi_i(h, h')}{\sigma_i^2 \|\delta_i(h)\| \|\delta_i(h')\|} \right| > \zeta_N b_N^{LV} \right) = o(1).$$

Proof. To conserve notation, we introduce the short-hands

$$K_N^{(j)} = K \left(\frac{j}{\kappa_N} \right)$$

and

$$\begin{aligned} u_{it}^{(+j)} &= u_{i,t+\max(0,j)}, & v_{it}^{(+j)} &= v_{i,t+\max(0,j)}, & w_{it}^{(+j)} &= w_{i,t+\max(0,j)}, & x_{it}^{(+j)} &= x_{i,t+\max(0,j)}, \\ u_{it}^{(-j)} &= u_{i,t-\max(0,j)}, & v_{it}^{(-j)} &= v_{i,t-\max(0,j)}, & w_{it}^{(-j)} &= w_{i,t-\max(0,j)}, & x_{it}^{(-j)} &= x_{i,t-\max(0,j)} \end{aligned}$$

and

$$\begin{aligned} \overline{x_i x_i} &= \frac{1}{T} \sum_{u=1}^T x_{iu} x'_{iu}, & \overline{x_i w_i} &= \frac{1}{T} \sum_{u=1}^T x_{iu} w'_{iu}, \\ \overline{u_i x_i} &= \frac{1}{T} \sum_{u=1}^T u_{iu} x_{iu}, & \overline{v_i x_i} &= \frac{1}{T} \sum_{u=1}^T v_{iu} x_{iu}. \end{aligned}$$

By the triangular inequality, we have

$$\left| \frac{\widehat{\Xi}_i(h, h') - \Xi_i(h, h')}{\sigma_i^2 \|\delta_i(h)\| \|\delta_i(h')\|} \right| \leq \left| \frac{\widehat{\Xi}_i(h, h') - \widetilde{\Xi}_i(h, h')}{\sigma_i^2 \|\delta_i(h)\| \|\delta_i(h')\|} \right| + \left| \frac{\widetilde{\Xi}_i(h, h') - \Xi_i(h, h')}{\sigma_i^2 \|\delta_i(h)\| \|\delta_i(h')\|} \right|.$$

We examine each of the two terms on the right-hand side. We first examine the second term and then the first term. We note that

$$\widetilde{\Xi}_i(h, h') = \sigma_i^2 \delta_i(h)' \sum_{j=-T+1}^{T-1} K_N^{(j)} \frac{1}{T} \sum_{t=|j|+1}^T \left(v_{it}^{(+j)} x_{it}^{(+j)} - \overline{v_i x_i} \right) \left(v_{it}^{(-j)} x_{it}^{(-j)} - \overline{v_i x_i} \right)' \delta_i(h')$$

and

$$\Xi_i(h, h') = \sigma_i^2 \delta_i(h)' \left(\frac{1}{T} \sum_{t=1}^T \sum_{s=1}^T \mathbb{E}_P[v_{it} v_{is} x_{it} x'_{is}] \right) \delta_i(h').$$

Lemma A.6 gives the bound of

$$\begin{aligned} \sup_{i, h, h'} \left| \sum_{j=-T+1}^{T-1} K_N^{(j)} \frac{1}{T} \sum_{t=|j|+1}^T \left(v_{it}^{(+j)} x_{it}^{(+j)} - \overline{v_i x_i} \right) \left(v_{it}^{(-j)} x_{it}^{(-j)} - \overline{v_i x_i} \right)' \right. \\ \left. - \left(\frac{1}{T} \sum_{t=1}^T \sum_{s=1}^T \mathbb{E}_P[v_{it} v_{is} x_{it} x'_{is}] \right) \right|_{\infty}. \end{aligned}$$

We thus have

$$\sup_{P \in \mathbb{P}_N} P \left(\max_{1 \leq i \leq N} \max_{(h, h') \in \mathbb{G}^2} \left| \frac{\tilde{\Xi}_i(h, h') - \Xi_i(h, h')}{\sigma_i^2 \|\delta_i(h)\| \|\delta_i(h')\|} \right| > \zeta_{1,N} (T^{-c_1} (\log N)^{c_2} + T^{-\rho}) \right) = o(1),$$

where $\zeta_{1,N} \rightarrow \infty$. Next, we derive the bound of

$$\sup_{i, h, h'} \frac{1}{\sigma_i^2 \|\delta_i(h)\| \|\delta_i(h')\|} \left| \hat{\Xi}_i(h, h') - \tilde{\Xi}_i(h, h') \right|.$$

First, note that

$$d_{it}(h) = -\sigma_i v_{it} x'_{it} (\theta_{g_i^0} - \theta_h) = -\sigma_i v_{it} x'_{it} \delta_i(h),$$

and

$$\bar{d}_i(h) = -\sigma_i \bar{v}_i x'_i (\theta_{g_i^0} - \theta_h) = -\sigma_i \bar{v}_i x'_i \delta_i(h).$$

Let

$$\hat{u}_{it} = y_{it} - x'_{it} \hat{\theta}_{g_i^0} - w'_{it} \hat{\theta}^w,$$

so that

$$\hat{u}_{it} - u_{it} = -x'_{it} (\hat{\theta}_{g_i^0} - \theta_{g_i^0}) - w'_{it} (\hat{\theta}^w - \theta^w).$$

With this notation

$$\hat{d}_{it}(g_i^0, h) = \hat{d}_{it}(h) = -\hat{u}_{it} x'_{it} \hat{\delta}_i(h).$$

Consider the decomposition

$$\begin{aligned} & \left(\hat{d}_{it}(g^0, h) - \bar{d}_i(g^0, h) \right) \left(\hat{d}_{is}(g^0, h') - \bar{d}_i(g^0, h') \right) \\ & - \left(d_{it}(g^0, h) - \bar{d}_i(g^0, h) \right) \left(d_{is}(g^0, h') - \bar{d}_i(g^0, h') \right) \\ = & (\hat{\delta}_i(h) - \delta_i(h))' \left(\hat{u}_{it} x_{it} - \frac{1}{T} \sum_{u=1}^T \hat{u}_{iu} x_{iu} \right) \left(\hat{u}_{is} x_{is} - \frac{1}{T} \sum_{u=1}^T \hat{u}_{iu} x_{iu} \right)' (\hat{\delta}_i(h') - \delta_i(h')) \\ & - (\hat{\delta}_i(h) - \delta_i(h))' \left(u_{it} x_{it} - \frac{1}{T} \sum_{u=1}^T u_{iu} x_{iu} \right) \left(u_{is} x_{is} - \frac{1}{T} \sum_{u=1}^T u_{iu} x_{iu} \right)' (\hat{\delta}_i(h') - \delta_i(h')) \\ & + (\hat{\delta}_i(h) - \delta_i(h))' \left(\hat{u}_{it} x_{it} - \frac{1}{T} \sum_{u=1}^T \hat{u}_{iu} x_{iu} \right) \left(\hat{u}_{is} x_{is} - \frac{1}{T} \sum_{u=1}^T \hat{u}_{iu} x_{iu} \right)' \delta_i(h') \\ & - (\hat{\delta}_i(h) - \delta_i(h))' \left(u_{it} x_{it} - \frac{1}{T} \sum_{u=1}^T u_{iu} x_{iu} \right) \left(u_{is} x_{is} - \frac{1}{T} \sum_{u=1}^T u_{iu} x_{iu} \right)' \delta_i(h') \end{aligned}$$

$$\begin{aligned}
& + \delta_i(h)' \left(\hat{u}_{it}x_{it} - \frac{1}{T} \sum_{u=1}^T \hat{u}_{iu}x_{iu} \right) \left(\hat{u}_{is}x_{is} - \frac{1}{T} \sum_{u=1}^T \hat{u}_{iu}x_{iu} \right)' (\hat{\delta}_i(h') - \delta_i(h')) \\
& - \delta_i(h)' \left(u_{it}x_{it} - \frac{1}{T} \sum_{u=1}^T u_{iu}x_{iu} \right) \left(u_{is}x_{is} - \frac{1}{T} \sum_{u=1}^T u_{iu}x_{iu} \right)' (\hat{\delta}_i(h') - \delta_i(h')) \\
& + \delta_i(h)' \left(\hat{u}_{it}x_{it} - \frac{1}{T} \sum_{u=1}^T \hat{u}_{iu}x_{iu} \right) \left(\hat{u}_{is}x_{is} - \frac{1}{T} \sum_{u=1}^T \hat{u}_{iu}x_{iu} \right)' \delta_i(h') \\
& - \delta_i(h)' \left(u_{it}x_{it} - \frac{1}{T} \sum_{u=1}^T u_{iu}x_{iu} \right) \left(u_{is}x_{is} - \frac{1}{T} \sum_{u=1}^T u_{iu}x_{iu} \right)' \delta_i(h') \\
& + (\hat{\delta}_i(h) - \delta_i(h))' \left(u_{it}x_{it} - \frac{1}{T} \sum_{u=1}^T u_{iu}x_{iu} \right) \left(u_{is}x_{is} - \frac{1}{T} \sum_{u=1}^T u_{iu}x_{iu} \right)' (\hat{\delta}_i(h') - \delta_i(h')) \\
& + (\hat{\delta}_i(h) - \delta_i(h))' \left(u_{it}x_{it} - \frac{1}{T} \sum_{u=1}^T u_{iu}x_{iu} \right) \left(u_{is}x_{is} - \frac{1}{T} \sum_{u=1}^T u_{iu}x_{iu} \right)' \delta_i(h') \\
& + \delta_i(h)' \left(u_{it}x_{it} - \frac{1}{T} \sum_{u=1}^T u_{iu}x_{iu} \right) \left(u_{is}x_{is} - \frac{1}{T} \sum_{u=1}^T u_{iu}x_{iu} \right)' (\hat{\delta}_i(h') - \delta_i(h')).
\end{aligned}$$

Next, we consider the following decomposition:

$$\begin{aligned}
\hat{u}_{it}x_{it} - \frac{1}{T} \sum_{u=1}^T \hat{u}_{iu}x_{iu} &= u_{it}x_{it} - \frac{1}{T} \sum_{u=1}^T u_{iu}x_{iu} - (x_{it}x'_{it} - \overline{x_i x_i}) (\hat{\theta}_{g_i^0} - \theta_{g_i^0}) \\
&\quad - (x_{it}w'_{it} - \overline{x_i w_i}) (\hat{\theta}^w - \theta^w).
\end{aligned}$$

We thus have

$$\begin{aligned}
& \left(\hat{u}_{it}x_{it} - \frac{1}{T} \sum_{u=1}^T \hat{u}_{iu}x_{iu} \right) \left(\hat{u}_{is}x_{is} - \frac{1}{T} \sum_{u=1}^T \hat{u}_{iu}x_{iu} \right)' \\
&= (u_{it}x_{it} - \overline{u_i x_i}) (u_{is}x_{is} - \overline{u_i x_i})' \\
&\quad - (u_{it}x_{it} - \overline{u_i x_i}) \left((x_{is}x'_{is} - \overline{x_i x_i}) (\hat{\theta}_{g_i^0} - \theta_{g_i^0}) + (x_{is}w'_{is} - \overline{x_i w_i}) (\hat{\theta}^w - \theta^w) \right)' \\
&\quad - \left((x_{it}x'_{it} - \overline{x_i x_i}) (\hat{\theta}_{g_i^0} - \theta_{g_i^0}) + (x_{it}w'_{it} - \overline{x_i w_i}) (\hat{\theta}^w - \theta^w) \right) (u_{is}x_{is} - \overline{u_i x_i})' \\
&\quad + \left((x_{it}x'_{it} - \overline{x_i x_i}) (\hat{\theta}_{g_i^0} - \theta_{g_i^0}) + (x_{it}w'_{it} - \overline{x_i w_i}) (\hat{\theta}^w - \theta^w) \right) \\
&\quad \quad \times \left((x_{is}x'_{is} - \overline{x_i x_i}) (\hat{\theta}_{g_i^0} - \theta_{g_i^0}) + (x_{is}w'_{is} - \overline{x_i w_i}) (\hat{\theta}^w - \theta^w) \right)' \\
&= (u_{it}x_{it} - \overline{u_i x_i}) (u_{is}x_{is} - \overline{u_i x_i})' \\
&\quad - (u_{it}x_{it} - \overline{u_i x_i}) \left((x_{is}x'_{is} - \overline{x_i x_i}) (\hat{\theta}_{g_i^0} - \theta_{g_i^0}) \right)'
\end{aligned}$$

$$\begin{aligned}
& - (u_{it}x_{it} - \overline{u_i x_i}) \left((x_{is}w'_{is} - \overline{x_i w_i}) (\hat{\theta}^w - \theta^w) \right)' \\
& - \left((x_{it}x'_{it} - \overline{x_i x_i}) (\hat{\theta}_{g_i^0} - \theta_{g_i^0}) \right) (u_{is}x_{is} - \overline{u_i x_i})' \\
& - \left((x_{it}w'_{it} - \overline{x_i w_i}) (\hat{\theta}^w - \theta^w) \right) (u_{is}x_{is} - \overline{u_i x_i})' \\
& + \left((x_{it}x'_{it} - \overline{x_i x_i}) (\hat{\theta}_{g_i^0} - \theta_{g_i^0}) \right) \left((x_{is}x'_{is} - \overline{x_i x_i}) (\hat{\theta}_{g_i^0} - \theta_{g_i^0}) \right)' \\
& + \left((x_{it}x'_{it} - \overline{x_i x_i}) (\hat{\theta}_{g_i^0} - \theta_{g_i^0}) \right) \left((x_{is}w'_{is} - \overline{x_i w_i}) (\hat{\theta}^w - \theta^w) \right)' \\
& + \left((x_{it}w'_{it} - \overline{x_i w_i}) (\hat{\theta}^w - \theta^w) \right) \left((x_{is}x'_{is} - \overline{x_i x_i}) (\hat{\theta}_{g_i^0} - \theta_{g_i^0}) \right)' \\
& + \left((x_{it}w'_{it} - \overline{x_i w_i}) (\hat{\theta}^w - \theta^w) \right) \left((x_{is}w'_{is} - \overline{x_i w_i}) (\hat{\theta}^w - \theta^w) \right)' .
\end{aligned}$$

Combining these two decomposition results, we have

$$\begin{aligned}
& \left(\hat{d}_{it}(g^0, h) - \bar{d}_i(g^0, h) \right) \left(\hat{d}_{is}(g^0, h') - \bar{d}_i(g^0, h') \right) \\
& - (d_{it}(g^0, h) - \bar{d}_i(g^0, h)) (d_{is}(g^0, h') - \bar{d}_i(g^0, h')) \\
& = (\hat{\delta}_i(h) - \delta_i(h))' \left(- (u_{it}x_{it} - \overline{u_i x_i}) \left((x_{is}x'_{is} - \overline{x_i x_i}) (\hat{\theta}_{g_i^0} - \theta_{g_i^0}) \right)' \right. \\
& \quad - (u_{it}x_{it} - \overline{u_i x_i}) \left((x_{is}w'_{is} - \overline{x_i w_i}) (\hat{\theta}^w - \theta^w) \right)' \\
& \quad - \left((x_{it}x'_{it} - \overline{x_i x_i}) (\hat{\theta}_{g_i^0} - \theta_{g_i^0}) \right) (u_{is}x_{is} - \overline{u_i x_i})' \\
& \quad - \left((x_{it}w'_{it} - \overline{x_i w_i}) (\hat{\theta}^w - \theta^w) \right) (u_{is}x_{is} - \overline{u_i x_i})' \\
& \quad + \left((x_{it}x'_{it} - \overline{x_i x_i}) (\hat{\theta}_{g_i^0} - \theta_{g_i^0}) \right) \left((x_{is}x'_{is} - \overline{x_i x_i}) (\hat{\theta}_{g_i^0} - \theta_{g_i^0}) \right)' \\
& \quad + \left((x_{it}x'_{it} - \overline{x_i x_i}) (\hat{\theta}_{g_i^0} - \theta_{g_i^0}) \right) \left((x_{is}w'_{is} - \overline{x_i w_i}) (\hat{\theta}^w - \theta^w) \right)' \\
& \quad + \left((x_{it}w'_{it} - \overline{x_i w_i}) (\hat{\theta}^w - \theta^w) \right) \left((x_{is}x'_{is} - \overline{x_i x_i}) (\hat{\theta}_{g_i^0} - \theta_{g_i^0}) \right)' \\
& \quad \left. + \left((x_{it}w'_{it} - \overline{x_i w_i}) (\hat{\theta}^w - \theta^w) \right) \left((x_{is}w'_{is} - \overline{x_i w_i}) (\hat{\theta}^w - \theta^w) \right)' \right) (\hat{\delta}_i(h') - \delta_i(h')) \\
& + (\hat{\delta}_i(h) - \delta_i(h))' \left(- (u_{it}x_{it} - \overline{u_i x_i}) \left((x_{is}x'_{is} - \overline{x_i x_i}) (\hat{\theta}_{g_i^0} - \theta_{g_i^0}) \right)' \right. \\
& \quad - (u_{it}x_{it} - \overline{u_i x_i}) \left((x_{is}w'_{is} - \overline{x_i w_i}) (\hat{\theta}^w - \theta^w) \right)' \\
& \quad - \left((x_{it}x'_{it} - \overline{x_i x_i}) (\hat{\theta}_{g_i^0} - \theta_{g_i^0}) \right) (u_{is}x_{is} - \overline{u_i x_i})' \\
& \quad - \left((x_{it}w'_{it} - \overline{x_i w_i}) (\hat{\theta}^w - \theta^w) \right) (u_{is}x_{is} - \overline{u_i x_i})' \\
& \quad \left. + \left((x_{it}x'_{it} - \overline{x_i x_i}) (\hat{\theta}_{g_i^0} - \theta_{g_i^0}) \right) \left((x_{is}x'_{is} - \overline{x_i x_i}) (\hat{\theta}_{g_i^0} - \theta_{g_i^0}) \right)' \right)
\end{aligned}$$

It thus holds that

$$\begin{aligned}
& \widehat{\Xi}_i(h, h') - \widetilde{\Xi}_i(h, h') \\
&= -(\widehat{\delta}_i(h) - \delta_i(h))' \sum_{j=-T+1}^{T-1} K_N^{(j)} \frac{1}{T} \sum_{t=|j|+1}^T \left(u_{it}^{(+j)} x_{it}^{(+j)} - \overline{u_i x_i} \right) \\
&\quad \times \left(\left(x_{it}^{(-j)} x_{it}^{(-j)'} - \overline{x_i x_i} \right) \left(\widehat{\theta}_{g_i^0} - \theta_{g_i^0} \right) \right)' (\widehat{\delta}_i(h) - \delta_i(h)) \\
&- (\widehat{\delta}_i(h) - \delta_i(h))' \sum_{j=-T+1}^{T-1} K_N^{(j)} \frac{1}{T} \sum_{t=|j|+1}^T \left(u_{it}^{(+j)} x_{it}^{(+j)} - \overline{u_i x_i} \right) \\
&\quad \times \left(\left(x_{it}^{(-j)} w_{it}^{(-j)'} - \overline{x_i w_i} \right) \left(\widehat{\theta}^w - \theta^w \right) \right)' (\widehat{\delta}_i(h) - \delta_i(h)) \\
&- (\widehat{\delta}_i(h) - \delta_i(h))' \sum_{j=-T+1}^{T-1} K_N^{(j)} \frac{1}{T} \sum_{t=|j|+1}^T \left(\left(x_{it}^{(+j)} x_{it}^{(+j)'} - \overline{x_i x_i} \right) \left(\widehat{\theta}_{g_i^0} - \theta_{g_i^0} \right) \right) \\
&\quad \times \left(u_{i,t-\max(0,j)} x_{it}^{(-j)} - \overline{u_i x_i} \right)' (\widehat{\delta}_i(h) - \delta_i(h)) \\
&- (\widehat{\delta}_i(h) - \delta_i(h))' \sum_{j=-T+1}^{T-1} K_N^{(j)} \frac{1}{T} \sum_{t=|j|+1}^T \left(\left(x_{it}^{(+j)} w_{it}^{(+j)'} - \overline{x_i w_i} \right) \left(\widehat{\theta}^w - \theta^w \right) \right) \\
&\quad \times \left(u_{it}^{(-j)} x_{it}^{(-j)} - \overline{u_i x_i} \right)' (\widehat{\delta}_i(h) - \delta_i(h)) \\
&+ (\widehat{\delta}_i(h) - \delta_i(h))' \sum_{j=-T+1}^{T-1} K_N^{(j)} \frac{1}{T} \sum_{t=|j|+1}^T \left(\left(x_{it}^{(+j)} x_{it}^{(+j)'} - \overline{x_i x_i} \right) \left(\widehat{\theta}_{g_i^0} - \theta_{g_i^0} \right) \right) \\
&\quad \times \left(\left(x_{it}^{(-j)} x_{it}^{(-j)'} - \overline{x_i x_i} \right) \left(\widehat{\theta}_{g_i^0} - \theta_{g_i^0} \right) \right)' (\widehat{\delta}_i(h) - \delta_i(h)) \\
&+ (\widehat{\delta}_i(h) - \delta_i(h))' \sum_{j=-T+1}^{T-1} K_N^{(j)} \frac{1}{T} \sum_{t=|j|+1}^T \left(\left(x_{it}^{(+j)} x_{it}^{(+j)'} - \overline{x_i x_i} \right) \left(\widehat{\theta}_{g_i^0} - \theta_{g_i^0} \right) \right) \\
&\quad \times \left(\left(x_{it}^{(-j)} w_{it}^{(-j)'} - \overline{x_i w_i} \right) \left(\widehat{\theta}^w - \theta^w \right) \right)' (\widehat{\delta}_i(h) - \delta_i(h)) \\
&+ (\widehat{\delta}_i(h) - \delta_i(h))' \sum_{j=-T+1}^{T-1} K_N^{(j)} \frac{1}{T} \sum_{t=|j|+1}^T \left(\left(x_{it}^{(+j)} w_{it}^{(+j)'} - \overline{x_i w_i} \right) \left(\widehat{\theta}^w - \theta^w \right) \right) \\
&\quad \times \left(\left(x_{it}^{(-j)} x_{it}^{(-j)'} - \overline{x_i x_i} \right) \left(\widehat{\theta}_{g_i^0} - \theta_{g_i^0} \right) \right)' (\widehat{\delta}_i(h) - \delta_i(h)) \\
&+ (\widehat{\delta}_i(h) - \delta_i(h))' \sum_{j=-T+1}^{T-1} K_N^{(j)} \frac{1}{T} \sum_{t=|j|+1}^T \left(\left(x_{it}^{(+j)} w_{it}^{(+j)'} - \overline{x_i w_i} \right) \left(\widehat{\theta}^w - \theta^w \right) \right) \\
&\quad \times \left(\left(x_{it}^{(-j)} w_{it}^{(-j)'} - \overline{x_i w_i} \right) \left(\widehat{\theta}^w - \theta^w \right) \right)' (\widehat{\delta}_i(h) - \delta_i(h)) \\
&+ (\widehat{\delta}_i(h) - \delta_i(h))' \sum_{j=-T+1}^{T-1} K_N^{(j)} \frac{1}{T} \sum_{t=|j|+1}^T \left(\left(x_{it}^{(+j)} w_{it}^{(+j)'} - \overline{x_i w_i} \right) \left(\widehat{\theta}^w - \theta^w \right) \right) \\
&\quad \times \left(\left(x_{it}^{(-j)} w_{it}^{(-j)'} - \overline{x_i w_i} \right) \left(\widehat{\theta}^w - \theta^w \right) \right)' (\widehat{\delta}_i(h') - \delta_i(h'))
\end{aligned}$$

$$\begin{aligned}
& - (\hat{\delta}_i(h) - \delta_i(h))' \sum_{j=-T+1}^{T-1} K_N^{(j)} \frac{1}{T} \sum_{t=|j|+1}^T \left(u_{it}^{(+j)} x_{it}^{(+j)} - \overline{u_i x_i} \right) \\
& \quad \times \left(\left(x_{it}^{(-j)} x_{it}^{(-j)'} - \overline{x_i x_i} \right) \left(\hat{\theta}_{g_i^0} - \theta_{g_i^0} \right) \right)' \delta_i(h) \\
& - (\hat{\delta}_i(h) - \delta_i(h))' \sum_{j=-T+1}^{T-1} K_N^{(j)} \frac{1}{T} \sum_{t=|j|+1}^T \left(u_{it}^{(+j)} x_{it}^{(+j)} - \overline{u_i x_i} \right) \\
& \quad \times \left(\left(x_{it}^{(-j)} w_{it}^{(-j)'} - \overline{x_i w_i} \right) \left(\hat{\theta}^w - \theta^w \right) \right)' \delta_i(h) \\
& - (\hat{\delta}_i(h) - \delta_i(h))' \sum_{j=-T+1}^{T-1} K_N^{(j)} \frac{1}{T} \sum_{t=|j|+1}^T \left(\left(x_{it}^{(+j)} x_{it}^{(+j)'} - \overline{x_i x_i} \right) \left(\hat{\theta}_{g_i^0} - \theta_{g_i^0} \right) \right) \\
& \quad \times \left(u_{it}^{(-j)} x_{it}^{(-j)} - \overline{u_i x_i} \right)' \delta_i(h) \\
& - (\hat{\delta}_i(h) - \delta_i(h))' \sum_{j=-T+1}^{T-1} K_N^{(j)} \frac{1}{T} \sum_{t=|j|+1}^T \left(\left(x_{it}^{(+j)} w_{it}^{(+j)'} - \overline{x_i w_i} \right) \left(\hat{\theta}^w - \theta^w \right) \right) \\
& \quad \times \left(u_{it}^{(-j)} x_{it}^{(-j)} - \overline{u_i x_i} \right)' \delta_i(h) \\
& + (\hat{\delta}_i(h) - \delta_i(h))' \sum_{j=-T+1}^{T-1} K_N^{(j)} \frac{1}{T} \sum_{t=|j|+1}^T \left(\left(x_{it}^{(+j)} x_{it}^{(+j)'} - \overline{x_i x_i} \right) \left(\hat{\theta}_{g_i^0} - \theta_{g_i^0} \right) \right) \\
& \quad \times \left(\left(x_{it}^{(-j)} x_{it}^{(-j)'} - \overline{x_i x_i} \right) \left(\hat{\theta}_{g_i^0} - \theta_{g_i^0} \right) \right)' \delta_i(h) \\
& + (\hat{\delta}_i(h) - \delta_i(h))' \sum_{j=-T+1}^{T-1} K_N^{(j)} \frac{1}{T} \sum_{t=|j|+1}^T \left(\left(x_{it}^{(+j)} x_{it}^{(+j)'} - \overline{x_i x_i} \right) \left(\hat{\theta}_{g_i^0} - \theta_{g_i^0} \right) \right) \\
& \quad \times \left(\left(x_{it}^{(-j)} w_{it}^{(-j)'} - \overline{x_i w_i} \right) \left(\hat{\theta}^w - \theta^w \right) \right)' \delta_i(h) \\
& + (\hat{\delta}_i(h) - \delta_i(h))' \sum_{j=-T+1}^{T-1} K_N^{(j)} \frac{1}{T} \sum_{t=|j|+1}^T \left(\left(x_{it}^{(+j)} w_{it}^{(+j)'} - \overline{x_i w_i} \right) \left(\hat{\theta}^w - \theta^w \right) \right) \\
& \quad \times \left(\left(x_{it}^{(-j)} x_{it}^{(-j)'} - \overline{x_i x_i} \right) \left(\hat{\theta}_{g_i^0} - \theta_{g_i^0} \right) \right)' \delta_i(h) \\
& + (\hat{\delta}_i(h) - \delta_i(h))' \sum_{j=-T+1}^{T-1} K_N^{(j)} \frac{1}{T} \sum_{t=|j|+1}^T \left(\left(x_{it}^{(+j)} w_{it}^{(+j)'} - \overline{x_i w_i} \right) \left(\hat{\theta}^w - \theta^w \right) \right) \\
& \quad \times \left(\left(x_{it}^{(-j)} w_{it}^{(-j)'} - \overline{x_i w_i} \right) \left(\hat{\theta}^w - \theta^w \right) \right)' \delta_i(h) \\
& - \delta_i(h)' \sum_{j=-T+1}^{T-1} K_N^{(j)} \frac{1}{T} \sum_{t=|j|+1}^T \left(u_{it}^{(+j)} x_{it}^{(+j)} - \overline{u_i x_i} \right) \\
& \quad \times \left(\left(x_{it}^{(-j)} x_{it}^{(-j)'} - \overline{x_i x_i} \right) \left(\hat{\theta}_{g_i^0} - \theta_{g_i^0} \right) \right)' (\hat{\delta}_i(h) - \delta_i(h))
\end{aligned}$$

$$\begin{aligned}
& -\delta_i(h)' \sum_{j=-T+1}^{T-1} K_N^{(j)} \frac{1}{T} \sum_{t=|j|+1}^T \left(u_{it}^{(+j)} x_{it}^{(+j)} - \overline{u_i x_i} \right) \\
& \quad \times \left(\left(x_{it}^{(-j)} w_{it}^{(-j)'} - \overline{x_i w_i} \right) \left(\hat{\theta}^w - \theta^w \right) \right)' (\hat{\delta}_i(h) - \delta_i(h)) \\
& -\delta_i(h)' \sum_{j=-T+1}^{T-1} K_N^{(j)} \frac{1}{T} \sum_{t=|j|+1}^T \left(\left(x_{it}^{(+j)} x_{it}^{(+j)'} - \overline{x_i x_i} \right) \left(\hat{\theta}_{g_i^0} - \theta_{g_i^0} \right) \right) \\
& \quad \times \left(u_{it}^{(-j)} x_{it}^{(-j)} - \overline{u_i x_i} \right)' (\hat{\delta}_i(h) - \delta_i(h)) \\
& -\delta_i(h)' \sum_{j=-T+1}^{T-1} K_N^{(j)} \frac{1}{T} \sum_{t=|j|+1}^T \left(\left(x_{it}^{(+j)} w_{it}^{(+j)'} - \overline{x_i w_i} \right) \left(\hat{\theta}^w - \theta^w \right) \right) \\
& \quad \times \left(u_{it}^{(-j)} x_{it}^{(-j)} - \overline{u_i x_i} \right)' (\hat{\delta}_i(h) - \delta_i(h)) \\
& +\delta_i(h)' \sum_{j=-T+1}^{T-1} K_N^{(j)} \frac{1}{T} \sum_{t=|j|+1}^T \left(\left(x_{it}^{(+j)} x_{it}^{(+j)'} - \overline{x_i x_i} \right) \left(\hat{\theta}_{g_i^0} - \theta_{g_i^0} \right) \right) \\
& \quad \times \left(\left(x_{it}^{(-j)} x_{it}^{(-j)'} - \overline{x_i x_i} \right) \left(\hat{\theta}_{g_i^0} - \theta_{g_i^0} \right) \right)' (\hat{\delta}_i(h) - \delta_i(h)) \\
& +\delta_i(h)' \sum_{j=-T+1}^{T-1} K_N^{(j)} \frac{1}{T} \sum_{t=|j|+1}^T \left(\left(x_{it}^{(+j)} x_{it}^{(+j)'} - \overline{x_i x_i} \right) \left(\hat{\theta}_{g_i^0} - \theta_{g_i^0} \right) \right) \\
& \quad \times \left(\left(x_{it}^{(-j)} w_{it}^{(-j)'} - \overline{x_i w_i} \right) \left(\hat{\theta}^w - \theta^w \right) \right)' (\hat{\delta}_i(h) - \delta_i(h)) \\
& +\delta_i(h)' \sum_{j=-T+1}^{T-1} K_N^{(j)} \frac{1}{T} \sum_{t=|j|+1}^T \left(\left(x_{it}^{(+j)} w_{it}^{(+j)'} - \overline{x_i w_i} \right) \left(\hat{\theta}^w - \theta^w \right) \right) \\
& \quad \times \left(\left(x_{it}^{(-j)} x_{it}^{(-j)'} - \overline{x_i x_i} \right) \left(\hat{\theta}_{g_i^0} - \theta_{g_i^0} \right) \right)' (\hat{\delta}_i(h) - \delta_i(h)) \\
& +\delta_i(h)' \sum_{j=-T+1}^{T-1} K_N^{(j)} \frac{1}{T} \sum_{t=|j|+1}^T \left(\left(x_{it}^{(+j)} w_{it}^{(+j)'} - \overline{x_i w_i} \right) \left(\hat{\theta}^w - \theta^w \right) \right) \\
& \quad \times \left(\left(x_{it}^{(-j)} w_{it}^{(-j)'} - \overline{x_i w_i} \right) \left(\hat{\theta}^w - \theta^w \right) \right)' (\hat{\delta}_i(h) - \delta_i(h)) \\
& +\delta_i(h)' \sum_{j=-T+1}^{T-1} K_N^{(j)} \frac{1}{T} \sum_{t=|j|+1}^T \left(- \left(u_{it}^{(+j)} x_{it}^{(+j)} - \overline{u_i x_i} \right) \right) \\
& \quad \times \left(\left(x_{it}^{(-j)} x_{it}^{(-j)'} - \overline{x_i x_i} \right) \left(\hat{\theta}_{g_i^0} - \theta_{g_i^0} \right) \right)' \delta_i(h) \\
& -\delta_i(h)' \sum_{j=-T+1}^{T-1} K_N^{(j)} \frac{1}{T} \sum_{t=|j|+1}^T \left(u_{it}^{(+j)} x_{it}^{(+j)} - \overline{u_i x_i} \right) \\
& \quad \times \left(\left(x_{it}^{(-j)} w_{it}^{(-j)'} - \overline{x_i w_i} \right) \left(\hat{\theta}^w - \theta^w \right) \right)' \delta_i(h)
\end{aligned}$$

$$\begin{aligned}
& - \delta_i(h)' \sum_{j=-T+1}^{T-1} K_N^{(j)} \frac{1}{T} \sum_{t=|j|+1}^T \left(\left(x_{it}^{(+j)} x_{it}^{(+j)'} - \overline{x_i x_i} \right) \left(\hat{\theta}_{g_i^0} - \theta_{g_i^0} \right) \right) \\
& \quad \times \left(u_{it}^{(-j)} x_{it}^{(-j)} - \overline{u_i x_i} \right)' \delta_i(h) \\
& - \delta_i(h)' \sum_{j=-T+1}^{T-1} K_N^{(j)} \frac{1}{T} \sum_{t=|j|+1}^T \left(\left(x_{it}^{(+j)} w_{it}^{(+j)'} - \overline{x_i w_i} \right) \left(\hat{\theta}^w - \theta^w \right) \right) \\
& \quad \times \left(u_{it}^{(-j)} x_{it}^{(-j)} - \overline{u_i x_i} \right)' \delta_i(h) \\
& + \delta_i(h)' \sum_{j=-T+1}^{T-1} K_N^{(j)} \frac{1}{T} \sum_{t=|j|+1}^T \left(\left(x_{it}^{(+j)} x_{it}^{(+j)'} - \overline{x_i x_i} \right) \left(\hat{\theta}_{g_i^0} - \theta_{g_i^0} \right) \right) \\
& \quad \times \left(\left(x_{it}^{(-j)} x_{it}^{(-j)'} - \overline{x_i x_i} \right) \left(\hat{\theta}_{g_i^0} - \theta_{g_i^0} \right) \right)' \delta_i(h) \\
& + \delta_i(h)' \sum_{j=-T+1}^{T-1} K_N^{(j)} \frac{1}{T} \sum_{t=|j|+1}^T \left(\left(x_{it}^{(+j)} x_{it}^{(+j)'} - \overline{x_i x_i} \right) \left(\hat{\theta}_{g_i^0} - \theta_{g_i^0} \right) \right) \\
& \quad \times \left(\left(x_{it}^{(-j)} w_{it}^{(-j)'} - \overline{x_i w_i} \right) \left(\hat{\theta}^w - \theta^w \right) \right)' \delta_i(h) \\
& + \delta_i(h)' \sum_{j=-T+1}^{T-1} K_N^{(j)} \frac{1}{T} \sum_{t=|j|+1}^T \left(\left(x_{it}^{(+j)} w_{it}^{(+j)'} - \overline{x_i w_i} \right) \left(\hat{\theta}^w - \theta^w \right) \right) \\
& \quad \times \left(\left(x_{it}^{(-j)} x_{it}^{(-j)'} - \overline{x_i x_i} \right) \left(\hat{\theta}_{g_i^0} - \theta_{g_i^0} \right) \right)' \delta_i(h) \\
& + \delta_i(h)' \sum_{j=-T+1}^{T-1} K_N^{(j)} \frac{1}{T} \sum_{t=|j|+1}^T \left(\left(x_{it}^{(+j)} w_{it}^{(+j)'} - \overline{x_i w_i} \right) \left(\hat{\theta}^w - \theta^w \right) \right) \\
& \quad \times \left(\left(x_{it}^{(-j)} w_{it}^{(-j)'} - \overline{x_i w_i} \right) \left(\hat{\theta}^w - \theta^w \right) \right)' \delta_i(h) \\
& + \left(\hat{\delta}_i(h) - \delta_i(h) \right)' \sum_{j=-T+1}^{T-1} K_N^{(j)} \frac{1}{T} \sum_{t=|j|+1}^T \left(u_{it}^{(+j)} x_{it}^{(+j)} - \overline{u_i x_i} \right) \\
& \quad \times \left(u_{it}^{(-j)} x_{it}^{(-j)} - \overline{u_i x_i} \right)' \left(\hat{\delta}_i(h') - \delta_i(h') \right) \\
& + \left(\hat{\delta}_i(h) - \delta_i(h) \right)' \sum_{j=-T+1}^{T-1} K_N^{(j)} \frac{1}{T} \sum_{t=|j|+1}^T \left(u_{it}^{(+j)} x_{it}^{(+j)} - \overline{u_i x_i} \right) \\
& \quad \times \left(u_{it}^{(-j)} x_{it}^{(-j)} - \overline{u_i x_i} \right)' \delta_i(h') \\
& + \delta_i(h)' \sum_{j=-T+1}^{T-1} K_N^{(j)} \frac{1}{T} \sum_{t=|j|+1}^T \left(u_{it}^{(+j)} x_{it}^{(+j)} - \overline{u_i x_i} \right) \\
& \quad \times \left(u_{it}^{(-j)} x_{it}^{(-j)} - \overline{u_i x_i} \right)' \left(\hat{\delta}_i(h') - \delta_i(h') \right).
\end{aligned}$$

We examine each term. For vector a , let a_p denote the p -th element of a . Let d_x be the dimension of x_{it} . With probability at least $a_{\theta, N}$, it holds

$$\begin{aligned}
& \frac{1}{\sigma_i^2 \|\hat{\delta}_i(h)\| \|\delta_i(h')\|} \left| (\hat{\delta}_i(h) - \delta_i(h))' \sum_{j=-T+1}^{T-1} K_N^{(j)} \frac{1}{T} \sum_{t=|j|+1}^T \left(u_{it}^{(+j)} x_{it}^{(+j)} - \overline{u_i x_i} \right) \right. \\
& \quad \times \left. \left(\left(x_{it}^{(-j)} x_{it}^{(-j)'} - \overline{x_i x_i} \right) \left(\hat{\theta}_{g_i^0} - \theta_{g_i^0} \right) \right)' (\hat{\delta}_i(h) - \delta_i(h)) \right| \\
& \leq C r_{\theta, N}^2 t_N^{-2} \frac{1}{\sigma_i} \left| \sum_{j=-T+1}^{T-1} K_N^{(j)} \frac{1}{T} \sum_{t=|j|+1}^T \left(v_{it}^{(j)} x_{it}^{(+j)} - \overline{v_i x_i} \right) \right. \\
& \quad \times \left. \left(\left(x_{it}^{(-j)} x_{it}^{(-j)'} - \overline{x_i x_i} \right) \left(\hat{\theta}_{g_i^0} - \theta_{g_i^0} \right) \right)' \right|_{\infty} \\
& \leq C r_{\theta, N}^3 t_N^{-2} \left(\min_{1 \leq i \leq N} \sigma_i \right)^{-1} \sum_{p=1}^{d_x} \left| \sum_{j=-T+1}^{T-1} K_N^{(j)} \frac{1}{T} \sum_{t=|j|+1}^T \left(v_{it}^{(j)} x_{it}^{(+j)} - \overline{v_i x_i} \right) \right. \\
& \quad \times \left. \left(x_{i, t-\max(0, j), p} x_{it}^{(-j)'} - \frac{1}{T} \sum_{u=1}^T x_{iu, p} x'_{iu} \right) \right|_{\infty} \\
& \leq C r_{\theta, N}^3 t_N^{-2} \sum_{p=1}^{d_x} \left(\min_{1 \leq i \leq N} \sigma_i \right)^{-1} \left| \sum_{j=-T+1}^{T-1} K_N^{(j)} \frac{1}{T} \sum_{t=|j|+1}^T \left(v_{it}^{(j)} x_{it}^{(+j)} - \overline{v_i x_i} \right) \right. \\
& \quad \times \left. \left(x_{i, t-\max(0, j), p} x_{it}^{(-j)'} - \frac{1}{T} \sum_{u=1}^T x_{iu, p} x'_{iu} \right) \right. \\
& \quad \left. - \frac{1}{T} \sum_{t=1}^T \sum_{s=1}^T \mathbb{E}_P [v_{it} x_{it} (x_{is, p} x_{is} - \mathbb{E}_p(x_{is, p} x_{is}))] \right|_{\infty} \\
& \quad + C r_{\theta, N}^3 t_N^{-2} \left(\min_{1 \leq i \leq N} \sigma_i \right)^{-1} \sum_{p=1}^{d_x} \left| \frac{1}{T} \sum_{t=1}^T \sum_{s=1}^T \mathbb{E}_P [v_{it} x_{it} (x_{is, p} x_{is} - \mathbb{E}_p(x_{is, p} x_{is}))] \right|_{\infty}
\end{aligned}$$

Applying Lemma A.6 to

$$\begin{aligned}
& \left| \sum_{j=-T+1}^{T-1} K_N^{(j)} \frac{1}{T} \sum_{t=|j|+1}^T \left(v_{it}^{(j)} x_{it}^{(+j)} - \overline{v_i x_i} \right) \left(x_{i, t-\max(0, j), p} x_{it}^{(-j)'} - \frac{1}{T} \sum_{u=1}^T x_{iu, p} x'_{iu} \right) \right. \\
& \quad \left. - \frac{1}{T} \sum_{t=1}^T \sum_{s=1}^T \mathbb{E}_P [v_{it} x_{it} (x_{is, p} x_{is} - \mathbb{E}_p(x_{is, p} x_{is}))] \right|_{\infty},
\end{aligned}$$

and Lemma A.11 to

$$\frac{1}{T} \sum_{t=1}^T \sum_{s=1}^T \mathbb{E}_P [v_{it} x_{it} (x_{is, p} x_{is} - \mathbb{E}_p(x_{is, p} x_{is}))],$$

we obtain

$$\begin{aligned}
& \sup_{i,h,h'} \frac{1}{\sigma_i^2 \|\delta_i(h)\| \|\delta_i(h')\|} \left| (\hat{\delta}_i(h) - \delta_i(h))' \sum_{j=-T+1}^{T-1} K_N^{(j)} \frac{1}{T} \left\{ \sum_{t=|j|+1}^T \left(u_{it}^{(+j)} x_{it}^{(+j)} - \overline{u_i x_i} \right) \right. \right. \\
& \quad \left. \left. \times \left(\left(x_{it}^{(-j)} x_{it}^{(-j)'} - \overline{x_i x_i} \right) \left(\hat{\theta}_{g_i^0} - \theta_{g_i^0} \right) \right)' (\hat{\delta}_i(h) - \delta_i(h)) \right\} \right| \\
& \lesssim_P r_{\theta,N}^3 \iota_N^{-2} T^{-c_1} (\log(N(G-1)))^{c_2} \left(\min_{1 \leq i \leq N} \sigma_i \right)^{-1} + r_{\theta,N}^3 \iota_N^{-2} T^{-\rho} \left(\min_{1 \leq i \leq N} \sigma_i \right)^{-1} \\
& \quad + r_{\theta,N}^3 \iota_N^{-2} \left(\min_{1 \leq i \leq N} \sigma_i \right)^{-1} \\
& \lesssim_P r_{\theta,N}^3 \iota_N^{-2} \left(\min_{1 \leq i \leq N} \sigma_i \right)^{-1},
\end{aligned}$$

where \lesssim_P signifies that for A_N and B_N , $A_N \lesssim_P B_N$ if $\sup_{P \in \mathbb{P}_N} \Pr(A_N > B_N \zeta_N) = o(1)$ for any $\zeta_N \rightarrow \infty$, and the last \lesssim_P follows by $b_N^{LV} \rightarrow 0$. Following the same argument, we have

$$\begin{aligned}
& \sup_{i,h,h'} \frac{1}{\sigma_i^2 \|\delta_i(h)\| \|\delta_i(h')\|} \left| (\hat{\delta}_i(h) - \delta_i(h))' \sum_{j=-T+1}^{T-1} K_N^{(j)} \frac{1}{T} \left\{ \sum_{t=|j|+1}^T \left(u_{it}^{(+j)} x_{it}^{(+j)} - \overline{u_i x_i} \right) \right. \right. \\
& \quad \left. \left. \times \left(\left(x_{it}^{(-j)} w_{it}^{(-j)'} - \overline{x_i w_i} \right) \left(\hat{\theta}^w - \theta^w \right) \right)' (\hat{\delta}_i(h) - \delta_i(h)) \right\} \right| \\
& \lesssim_P r_{\theta,N}^3 \iota_N^{-2} \left(\min_{1 \leq i \leq N} \sigma_i \right)^{-1},
\end{aligned}$$

$$\begin{aligned}
& \sup_{i,h,h'} \frac{1}{\sigma_i^2 \|\delta_i(h)\| \|\delta_i(h')\|} \left| (\hat{\delta}_i(h) - \delta_i(h))' \sum_{j=-T+1}^{T-1} K_N^{(j)} \right. \\
& \quad \times \frac{1}{T} \sum_{t=|j|+1}^T \left\{ \left(\left(x_{it}^{(+j)} x_{it}^{(+j)'} - \overline{x_i x_i} \right) \left(\hat{\theta}_{g_i^0} - \theta_{g_i^0} \right) \right) \right. \\
& \quad \left. \left. \times \left(u_{it}^{(-j)} x_{it}^{(-j)} - \overline{u_i x_i} \right)' (\hat{\delta}_i(h) - \delta_i(h)) \right\} \right| \\
& \lesssim_P r_{\theta,N}^3 \iota_N^{-2} \left(\min_{1 \leq i \leq N} \sigma_i \right)^{-1},
\end{aligned}$$

$$\begin{aligned}
& \sup_{i,h,h'} \frac{1}{\sigma_i^2 \|\delta_i(h)\| \|\delta_i(h')\|} \left| (\hat{\delta}_i(h) - \delta_i(h))' \sum_{j=-T+1}^{T-1} K_N^{(j)} \right. \\
& \quad \left. \times \frac{1}{T} \sum_{t=|j|+1}^T \left(\left(x_{it}^{(+j)} w_{it}^{(+j)'} - \overline{x_i w_i} \right) \left(\hat{\theta}^w - \theta^w \right) \right) \right|
\end{aligned}$$

$$\begin{aligned}
& \times \left(u_{it}^{(-j)} x_{it}^{(-j)} - \overline{u_i x_i} \right)' (\hat{\delta}_i(h) - \delta_i(h)) \Big| \\
& \lesssim_{Pr} \theta_{\theta, N}^3 \iota_N^{-2} (\min_{1 \leq i \leq N} \sigma_i)^{-1}, \\
& \sup_{i, h, h'} \frac{1}{\sigma_i^2 \|\delta_i(h)\| \|\delta_i(h')\|} \left| (\hat{\delta}_i(h) - \delta_i(h))' \sum_{j=-T+1}^{T-1} K_N^{(j)} \right. \\
& \quad \times \frac{1}{T} \sum_{t=|j|+1}^T \left(\left(x_{it}^{(+j)} x_{it}^{(+j)'} - \overline{x_i x_i} \right) (\hat{\theta}_{g_i^0} - \theta_{g_i^0}) \right) \\
& \quad \times \left. \left(\left(x_{it}^{(-j)} x_{it}^{(-j)'} - \overline{x_i x_i} \right) (\hat{\theta}_{g_i^0} - \theta_{g_i^0}) \right)' (\hat{\delta}_i(h) - \delta_i(h)) \right| \\
& \lesssim_{Pr} \theta_{\theta, N}^4 \iota_N^{-2} (\min_{1 \leq i \leq N} \sigma_i)^{-2},
\end{aligned}$$

$$\begin{aligned}
& \sup_{i, h, h'} \frac{1}{\sigma_i^2 \|\delta_i(h)\| \|\delta_i(h')\|} \left| (\hat{\delta}_i(h) - \delta_i(h))' \sum_{j=-T+1}^{T-1} K_N^{(j)} \right. \\
& \quad \times \frac{1}{T} \sum_{t=|j|+1}^T \left(\left(x_{it}^{(+j)} x_{it}^{(+j)'} - \overline{x_i x_i} \right) (\hat{\theta}_{g_i^0} - \theta_{g_i^0}) \right) \\
& \quad \times \left. \left(\left(x_{it}^{(-j)} w_{it}^{(-j)'} - \overline{x_i w_i} \right) (\hat{\theta}^w - \theta^w) \right)' (\hat{\delta}_i(h) - \delta_i(h)) \right| \\
& \lesssim_{Pr} \theta_{\theta, N}^4 \iota_N^{-2} (\min_{1 \leq i \leq N} \sigma_i)^{-2},
\end{aligned}$$

$$\begin{aligned}
& \sup_{i, h, h'} \frac{1}{\sigma_i^2 \|\delta_i(h)\| \|\delta_i(h')\|} \left| (\hat{\delta}_i(h) - \delta_i(h))' \sum_{j=-T+1}^{T-1} K_N^{(j)} \right. \\
& \quad \times \frac{1}{T} \sum_{t=|j|+1}^T \left(\left(x_{it}^{(+j)} w_{it}^{(+j)'} - \overline{x_i w_i} \right) (\hat{\theta}^w - \theta^w) \right) \\
& \quad \times \left. \left(\left(x_{it}^{(-j)} x_{it}^{(-j)'} - \overline{x_i x_i} \right) (\hat{\theta}_{g_i^0} - \theta_{g_i^0}) \right)' (\hat{\delta}_i(h) - \delta_i(h)) \right| \\
& \lesssim_{Pr} \theta_{\theta, N}^4 \iota_N^{-2} (\min_{1 \leq i \leq N} \sigma_i)^{-2},
\end{aligned}$$

$$\sup_{i, h, h'} \frac{1}{\sigma_i^2 \|\delta_i(h)\| \|\delta_i(h')\|} \left| (\hat{\delta}_i(h) - \delta_i(h))' \sum_{j=-T+1}^{T-1} K_N^{(j)} \right.$$

$$\begin{aligned}
& \times \frac{1}{T} \sum_{t=|j|+1}^T \left(\left(x_{it}^{(+j)} w_{it}^{(+j)'} - \overline{x_i w_i} \right) \left(\hat{\theta}^w - \theta^w \right) \right) \\
& \times \left(\left(x_{it}^{(-j)} w_{it}^{(-j)'} - \overline{x_i w_i} \right) \left(\hat{\theta}^w - \theta^w \right) \right)' \left(\hat{\delta}_i(h') - \delta_i(h') \right) \Big| \\
& \lesssim_{Pr} r_{\hat{\theta}, N}^4 \iota_N^{-2} \left(\min_{1 \leq i \leq N} \sigma_i \right)^{-2},
\end{aligned}$$

$$\begin{aligned}
& \sup_{i, h, h'} \frac{1}{\sigma_i^2 \|\delta_i(h)\| \|\delta_i(h')\|} \left| \left(\hat{\delta}_i(h) - \delta_i(h) \right)' \sum_{j=-T+1}^{T-1} K_N^{(j)} \right. \\
& \times \frac{1}{T} \sum_{t=|j|+1}^T \left(u_{it}^{(+j)} x_{it}^{(+j)} - \overline{u_i x_i} \right) \\
& \times \left. \left(\left(x_{it}^{(-j)} x_{it}^{(-j)'} - \overline{x_i x_i} \right) \left(\hat{\theta}_{g_i^0} - \theta_{g_i^0} \right) \right)' \delta_i(h) \right| \\
& \lesssim_{Pr} r_{\hat{\theta}, N}^2 \iota_N^{-1} \left(\min_{1 \leq i \leq N} \sigma_i \right)^{-1},
\end{aligned}$$

$$\begin{aligned}
& \sup_{i, h, h'} \frac{1}{\sigma_i^2 \|\delta_i(h)\| \|\delta_i(h')\|} \left| \left(\hat{\delta}_i(h) - \delta_i(h) \right)' \sum_{j=-T+1}^{T-1} K_N^{(j)} \right. \\
& \times \frac{1}{T} \sum_{t=|j|+1}^T \left(u_{it}^{(+j)} x_{it}^{(+j)} - \overline{u_i x_i} \right) \\
& \times \left. \left(\left(x_{it}^{(-j)} w_{it}^{(-j)'} - \overline{x_i w_i} \right) \left(\hat{\theta}^w - \theta^w \right) \right)' \delta_i(h) \right| \\
& \lesssim_{Pr} r_{\hat{\theta}, N}^2 \iota_N^{-1} \left(\min_{1 \leq i \leq N} \sigma_i \right)^{-1},
\end{aligned}$$

$$\begin{aligned}
& \sup_{i, h, h'} \frac{1}{\sigma_i^2 \|\delta_i(h)\| \|\delta_i(h')\|} \left| \left(\hat{\delta}_i(h) - \delta_i(h) \right)' \sum_{j=-T+1}^{T-1} K_N^{(j)} \right. \\
& \times \frac{1}{T} \sum_{t=|j|+1}^T \left(\left(x_{it}^{(+j)} x_{it}^{(+j)'} - \overline{x_i x_i} \right) \left(\hat{\theta}_{g_i^0} - \theta_{g_i^0} \right) \right) \\
& \times \left. \left(u_{it}^{(-j)} x_{it}^{(-j)} - \overline{u_i x_i} \right)' \delta_i(h) \right| \\
& \lesssim_{Pr} r_{\hat{\theta}, N}^2 \iota_N^{-1} \left(\min_{1 \leq i \leq N} \sigma_i \right)^{-1},
\end{aligned}$$

$$\begin{aligned}
& \sup_{i,h,h'} \frac{1}{\sigma_i^2 \|\delta_i(h)\| \|\delta_i(h')\|} \left| (\hat{\delta}_i(h) - \delta_i(h))' \sum_{j=-T+1}^{T-1} K_N^{(j)} \right. \\
& \quad \times \frac{1}{T} \sum_{t=|j|+1}^T \left((x_{it}^{(+j)} w_{it}^{(+j)' } - \overline{x_i w_i}) (\hat{\theta}^w - \theta^w) \right) \\
& \quad \left. \times \left(u_{it}^{(-j)} x_{it}^{(-j)} - \overline{u_i x_i} \right)' \delta_i(h) \right| \\
& \lesssim_{Pr} r_{\theta,N}^2 \iota_N^{-1} (\min_{1 \leq i \leq N} \sigma_i)^{-1},
\end{aligned}$$

$$\begin{aligned}
& \sup_{i,h,h'} \frac{1}{\sigma_i^2 \|\delta_i(h)\| \|\delta_i(h')\|} \left| (\hat{\delta}_i(h) - \delta_i(h))' \sum_{j=-T+1}^{T-1} K_N^{(j)} \right. \\
& \quad \times \frac{1}{T} \sum_{t=|j|+1}^T \left((x_{it}^{(+j)} x_{it}^{(+j)' } - \overline{x_i x_i}) (\hat{\theta}_{g_i^0} - \theta_{g_i^0}) \right) \\
& \quad \left. \times \left((x_{it}^{(-j)} x_{it}^{(-j)' } - \overline{x_i x_i}) (\hat{\theta}_{g_i^0} - \theta_{g_i^0}) \right)' \delta_i(h) \right| \\
& \lesssim_{Pr} r_{\theta,N}^3 \iota_N^{-1} (\min_{1 \leq i \leq N} \sigma_i)^{-2},
\end{aligned}$$

$$\begin{aligned}
& \sup_{i,h,h'} \frac{1}{\sigma_i^2 \|\delta_i(h)\| \|\delta_i(h')\|} \left| (\hat{\delta}_i(h) - \delta_i(h))' \sum_{j=-T+1}^{T-1} K_N^{(j)} \right. \\
& \quad \times \frac{1}{T} \sum_{t=|j|+1}^T \left((x_{it}^{(+j)} x_{it}^{(+j)' } - \overline{x_i x_i}) (\hat{\theta}_{g_i^0} - \theta_{g_i^0}) \right) \\
& \quad \left. \times \left((x_{it}^{(-j)} w_{it}^{(-j)' } - \overline{x_i w_i}) (\hat{\theta}^w - \theta^w) \right)' \delta_i(h) \right| \\
& \lesssim_{Pr} r_{\theta,N}^3 \iota_N^{-1} (\min_{1 \leq i \leq N} \sigma_i)^{-2},
\end{aligned}$$

$$\begin{aligned}
& \sup_{i,h,h'} \frac{1}{\sigma_i^2 \|\delta_i(h)\| \|\delta_i(h')\|} \left| (\hat{\delta}_i(h) - \delta_i(h))' \sum_{j=-T+1}^{T-1} K_N^{(j)} \right. \\
& \quad \times \frac{1}{T} \sum_{t=|j|+1}^T \left((x_{it}^{(+j)} w_{it}^{(+j)' } - \overline{x_i w_i}) (\hat{\theta}^w - \theta^w) \right) \\
& \quad \left. \times \left((x_{it}^{(-j)} x_{it}^{(-j)' } - \overline{x_i x_i}) (\hat{\theta}_{g_i^0} - \theta_{g_i^0}) \right)' \delta_i(h) \right| \\
& \lesssim_{Pr} r_{\theta,N}^3 \iota_N^{-1} (\min_{1 \leq i \leq N} \sigma_i)^{-2},
\end{aligned}$$

$$\begin{aligned}
& \sup_{i,h,h'} \frac{1}{\sigma_i^2 \|\delta_i(h)\| \|\delta_i(h')\|} \left| (\hat{\delta}_i(h) - \delta_i(h))' \sum_{j=-T+1}^{T-1} K_N^{(j)} \right. \\
& \quad \times \frac{1}{T} \sum_{t=|j|+1}^T \left((x_{it}^{(+j)} w_{it}^{(+j)' } - \overline{x_i w_i}) (\hat{\theta}^w - \theta^w) \right) \\
& \quad \left. \times \left((x_{it}^{(-j)} w_{it}^{(-j)' } - \overline{x_i w_i}) (\hat{\theta}^w - \theta^w) \right)' \right) \delta_i(h') \Big| \\
& \lesssim_{Pr} r_{\theta,N}^3 \iota_N^{-1} (\min_{1 \leq i \leq N} \sigma_i)^{-2},
\end{aligned}$$

$$\begin{aligned}
& \sup_{i,h,h'} \frac{1}{\sigma_i^2 \|\delta_i(h)\| \|\delta_i(h')\|} \left| \delta_i(h)' \sum_{j=-T+1}^{T-1} K_N^{(j)} \right. \\
& \quad \times \frac{1}{T} \sum_{t=|j|+1}^T \left(u_{it}^{(+j)} x_{it}^{(+j)} - \frac{1}{T} \sum_{u=1}^T u_{iu} x_{iu} \right) \\
& \quad \left. \times \left((x_{it}^{(-j)} x_{it}^{(-j)' } - \overline{x_i x_i}) (\hat{\theta}_{g_i^0} - \theta_{g_i^0}) \right)' (\hat{\delta}_i(h) - \delta_i(h)) \right| \\
& \lesssim_{Pr} r_{\theta,N}^2 \iota_N^{-1} (\min_{1 \leq i \leq N} \sigma_i)^{-1},
\end{aligned}$$

$$\begin{aligned}
& \sup_{i,h,h'} \frac{1}{\sigma_i^2 \|\delta_i(h)\| \|\delta_i(h')\|} \left| \delta_i(h)' \sum_{j=-T+1}^{T-1} K_N^{(j)} \right. \\
& \quad \times \frac{1}{T} \sum_{t=|j|+1}^T \left(u_{it}^{(+j)} x_{it}^{(+j)} - \frac{1}{T} \sum_{u=1}^T u_{iu} x_{iu} \right) \\
& \quad \left. \times \left((x_{it}^{(-j)} w_{it}^{(-j)' } - \overline{x_i w_i}) (\hat{\theta}^w - \theta^w) \right)' (\hat{\delta}_i(h) - \delta_i(h)) \right| \\
& \lesssim_{Pr} r_{\theta,N}^2 \iota_N^{-1} (\min_{1 \leq i \leq N} \sigma_i)^{-1},
\end{aligned}$$

$$\begin{aligned}
& \sup_{i,h,h'} \frac{1}{\sigma_i^2 \|\delta_i(h)\| \|\delta_i(h')\|} \left| \delta_i(h)' \sum_{j=-T+1}^{T-1} K_N^{(j)} \right. \\
& \quad \times \frac{1}{T} \sum_{t=|j|+1}^T \left((x_{it}^{(+j)} x_{it}^{(+j)' } - \overline{x_i x_i}) (\hat{\theta}_{g_i^0} - \theta_{g_i^0}) \right) \\
& \quad \left. \times \left(u_{it}^{(-j)} x_{it}^{(-j)} - \frac{1}{T} \sum_{u=1}^T u_{iu} x_{iu} \right)' (\hat{\delta}_i(h) - \delta_i(h)) \right| \\
& \lesssim_{Pr} r_{\theta,N}^2 \iota_N^{-1} (\min_{1 \leq i \leq N} \sigma_i)^{-1},
\end{aligned}$$

$$\begin{aligned}
& \sup_{i,h,h'} \frac{1}{\sigma_i^2 \|\delta_i(h)\| \|\delta_i(h')\|} \left| \delta_i(h)' \sum_{j=-T+1}^{T-1} K_N^{(j)} \right. \\
& \quad \times \frac{1}{T} \sum_{t=|j|+1}^T \left(\left(x_{it}^{(+j)} w_{it}^{(+j)'} - \overline{x_i w_i} \right) (\hat{\theta}^w - \theta^w) \right) \\
& \quad \times \left(u_{it}^{(-j)} x_{it}^{(-j)} - \frac{1}{T} \sum_{u=1}^T u_{iu} x_{iu} \right)' (\hat{\delta}_i(h) - \delta_i(h)) \left. \right| \\
& \lesssim_{Pr} r_{\theta,N}^2 \iota_N^{-1} (\min_{1 \leq i \leq N} \sigma_i)^{-1},
\end{aligned}$$

$$\begin{aligned}
& \sup_{i,h,h'} \frac{1}{\sigma_i^2 \|\delta_i(h)\| \|\delta_i(h')\|} \left| \delta_i(h)' \sum_{j=-T+1}^{T-1} K_N^{(j)} \right. \\
& \quad \times \frac{1}{T} \sum_{t=|j|+1}^T \left(\left(x_{it}^{(+j)} x_{it}^{(+j)'} - \overline{x_i x_i} \right) (\hat{\theta}_{g_i^0} - \theta_{g_i^0}) \right) \\
& \quad \times \left(\left(x_{it}^{(-j)} x_{it}^{(-j)'} - \overline{x_i x_i} \right) (\hat{\theta}_{g_i^0} - \theta_{g_i^0}) \right)' (\hat{\delta}_i(h) - \delta_i(h)) \left. \right| \\
& \lesssim_{Pr} r_{\theta,N}^3 \iota_N^{-1} (\min_{1 \leq i \leq N} \sigma_i)^{-2},
\end{aligned}$$

$$\begin{aligned}
& \sup_{i,h,h'} \frac{1}{\sigma_i^2 \|\delta_i(h)\| \|\delta_i(h')\|} \left| \delta_i(h)' \sum_{j=-T+1}^{T-1} K_N^{(j)} \right. \\
& \quad \times \frac{1}{T} \sum_{t=|j|+1}^T \left(\left(x_{it}^{(+j)} x_{it}^{(+j)'} - \overline{x_i x_i} \right) (\hat{\theta}_{g_i^0} - \theta_{g_i^0}) \right) \\
& \quad \times \left(\left(x_{it}^{(-j)} w_{it}^{(-j)'} - \overline{x_i w_i} \right) (\hat{\theta}^w - \theta^w) \right)' (\hat{\delta}_i(h) - \delta_i(h)) \left. \right| \\
& \lesssim_{Pr} r_{\theta,N}^3 \iota_N^{-1} (\min_{1 \leq i \leq N} \sigma_i)^{-2},
\end{aligned}$$

$$\begin{aligned}
& \sup_{i,h,h'} \frac{1}{\sigma_i^2 \|\delta_i(h)\| \|\delta_i(h')\|} \left| \delta_i(h)' \sum_{j=-T+1}^{T-1} K_N^{(j)} \right. \\
& \quad \times \frac{1}{T} \sum_{t=|j|+1}^T \left(\left(x_{it}^{(+j)} w_{it}^{(+j)'} - \overline{x_i w_i} \right) (\hat{\theta}^w - \theta^w) \right) \\
& \quad \times \left(\left(x_{it}^{(-j)} x_{it}^{(-j)'} - \overline{x_i x_i} \right) (\hat{\theta}_{g_i^0} - \theta_{g_i^0}) \right)' (\hat{\delta}_i(h) - \delta_i(h)) \left. \right| \\
& \lesssim_{Pr} r_{\theta,N}^3 \iota_N^{-1} (\min_{1 \leq i \leq N} \sigma_i)^{-2},
\end{aligned}$$

$$\begin{aligned}
& \sup_{i,h,h'} \frac{1}{\sigma_i^2 \|\delta_i(h)\| \|\delta_i(h')\|} \left| \delta_i(h)' \sum_{j=-T+1}^{T-1} K_N^{(j)} \right. \\
& \quad \times \frac{1}{T} \sum_{t=|j|+1}^T \left(\left(x_{it}^{(+j)} w_{it}^{(+j)'} - \overline{x_i w_i} \right) (\hat{\theta}^w - \theta^w) \right) \\
& \quad \times \left. \left(\left(x_{it}^{(-j)} w_{it}^{(-j)'} - \overline{x_i w_i} \right) (\hat{\theta}^w - \theta^w) \right)' \right) (\hat{\delta}_i(h') - \delta_i(h')) \Big| \\
& \lesssim_{Pr_{\theta,N}} \tau_N^{-1} \left(\min_{1 \leq i \leq N} \sigma_i \right)^{-2},
\end{aligned}$$

$$\begin{aligned}
& \sup_{i,h,h'} \frac{1}{\sigma_i^2 \|\delta_i(h)\| \|\delta_i(h')\|} \left| \delta_i(h)' \sum_{j=-T+1}^{T-1} K_N^{(j)} \right. \\
& \quad \times \frac{1}{T} \sum_{t=|j|+1}^T \left(- \left(u_{it}^{(+j)} x_{it}^{(+j)} - \frac{1}{T} \sum_{u=1}^T u_{iu} x_{iu} \right) \right) \\
& \quad \times \left. \left(\left(x_{it}^{(-j)} x_{it}^{(-j)'} - \overline{x_i x_i} \right) (\hat{\theta}_{g_i^0} - \theta_{g_i^0}) \right)' \delta_i(h) \right| \\
& \lesssim_{Pr_{\theta,N}} \left(\min_{1 \leq i \leq N} \sigma_i \right)^{-1},
\end{aligned}$$

$$\begin{aligned}
& \sup_{i,h,h'} \frac{1}{\sigma_i^2 \|\delta_i(h)\| \|\delta_i(h')\|} \left| \delta_i(h)' \sum_{j=-T+1}^{T-1} K_N^{(j)} \right. \\
& \quad \times \frac{1}{T} \sum_{t=|j|+1}^T \left(u_{it}^{(+j)} x_{it}^{(+j)} - \frac{1}{T} \sum_{u=1}^T u_{iu} x_{iu} \right) \\
& \quad \times \left. \left(\left(x_{it}^{(-j)} w_{it}^{(-j)'} - \overline{x_i w_i} \right) (\hat{\theta}^w - \theta^w) \right)' \delta_i(h) \right| \\
& \lesssim_{Pr_{\theta,N}} \left(\min_{1 \leq i \leq N} \sigma_i \right)^{-1},
\end{aligned}$$

$$\begin{aligned}
& \sup_{i,h,h'} \frac{1}{\sigma_i^2 \|\delta_i(h)\| \|\delta_i(h')\|} \left| \delta_i(h)' \sum_{j=-T+1}^{T-1} K_N^{(j)} \right. \\
& \quad \times \frac{1}{T} \sum_{t=|j|+1}^T \left(\left(x_{it}^{(+j)} x_{it}^{(+j)'} - \overline{x_i x_i} \right) (\hat{\theta}_{g_i^0} - \theta_{g_i^0}) \right) \\
& \quad \times \left. \left(u_{it}^{(-j)} x_{it}^{(-j)} - \frac{1}{T} \sum_{u=1}^T u_{iu} x_{iu} \right)' \delta_i(h) \right| \\
& \lesssim_{Pr_{\theta,N}} \left(\min_{1 \leq i \leq N} \sigma_i \right)^{-1},
\end{aligned}$$

$$\begin{aligned}
& \sup_{i,h,h'} \frac{1}{\sigma_i^2 \|\delta_i(h)\| \|\delta_i(h')\|} \left| \delta_i(h)' \sum_{j=-T+1}^{T-1} K_N^{(j)} \right. \\
& \quad \times \frac{1}{T} \sum_{t=|j|+1}^T \left(\left(x_{it}^{(+j)} w_{it}^{(+j)'} - \overline{x_i w_i} \right) (\hat{\theta}^w - \theta^w) \right) \\
& \quad \times \left(u_{it}^{(-j)} x_{it}^{(-j)} - \frac{1}{T} \sum_{u=1}^T u_{iu} x_{iu} \right)' \delta_i(h) \left. \right| \\
& \lesssim_{Pr_{\theta,N}} \left(\min_{1 \leq i \leq N} \sigma_i \right)^{-1},
\end{aligned}$$

$$\begin{aligned}
& \sup_{i,h,h'} \frac{1}{\sigma_i^2 \|\delta_i(h)\| \|\delta_i(h')\|} \left| \delta_i(h)' \sum_{j=-T+1}^{T-1} K_N^{(j)} \right. \\
& \quad \times \frac{1}{T} \sum_{t=|j|+1}^T \left(\left(x_{it}^{(+j)} x_{it}^{(+j)'} - \overline{x_i x_i} \right) (\hat{\theta}_{g_i^0} - \theta_{g_i^0}) \right) \\
& \quad \times \left(\left(x_{it}^{(-j)} x_{it}^{(-j)'} - \overline{x_i x_i} \right) (\hat{\theta}_{g_i^0} - \theta_{g_i^0}) \right)' \delta_i(h) \left. \right| \\
& \lesssim_{Pr_{\theta,N}^2} \left(\min_{1 \leq i \leq N} \sigma_i \right)^{-2},
\end{aligned}$$

$$\begin{aligned}
& \sup_{i,h,h'} \frac{1}{\sigma_i^2 \|\delta_i(h)\| \|\delta_i(h')\|} \left| \delta_i(h)' \sum_{j=-T+1}^{T-1} K_N^{(j)} \right. \\
& \quad \times \frac{1}{T} \sum_{t=|j|+1}^T \left(\left(x_{it}^{(+j)} x_{it}^{(+j)'} - \overline{x_i x_i} \right) (\hat{\theta}_{g_i^0} - \theta_{g_i^0}) \right) \\
& \quad \times \left(\left(x_{it}^{(-j)} w_{it}^{(-j)'} - \overline{x_i w_i} \right) (\hat{\theta}^w - \theta^w) \right)' \delta_i(h) \left. \right| \\
& \lesssim_{Pr_{\theta,N}^2} \left(\min_{1 \leq i \leq N} \sigma_i \right)^{-2},
\end{aligned}$$

$$\begin{aligned}
& \sup_{i,h,h'} \frac{1}{\sigma_i^2 \|\delta_i(h)\| \|\delta_i(h')\|} \left| \delta_i(h)' \sum_{j=-T+1}^{T-1} K_N^{(j)} \right. \\
& \quad \times \frac{1}{T} \sum_{t=|j|+1}^T \left(\left(x_{it}^{(+j)} w_{it}^{(+j)'} - \overline{x_i w_i} \right) (\hat{\theta}^w - \theta^w) \right) \\
& \quad \times \left(\left(x_{it}^{(-j)} x_{it}^{(-j)'} - \overline{x_i x_i} \right) (\hat{\theta}_{g_i^0} - \theta_{g_i^0}) \right)' \delta_i(h) \left. \right| \\
& \lesssim_{Pr_{\theta,N}^2} \left(\min_{1 \leq i \leq N} \sigma_i \right)^{-2},
\end{aligned}$$

$$\begin{aligned}
& \sup_{i,h,h'} \frac{1}{\sigma_i^2 \|\delta_i(h)\| \|\delta_i(h')\|} \left| \delta_i(h)' \sum_{j=-T+1}^{T-1} K_N^{(j)} \right. \\
& \quad \times \frac{1}{T} \sum_{t=|j|+1}^T \left(\left(x_{it}^{(+j)} w_{it}^{(+j)'} - \overline{x_i w_i} \right) (\hat{\theta}^w - \theta^w) \right) \\
& \quad \times \left. \left(\left(x_{it}^{(-j)} w_{it}^{(-j)'} - \overline{x_i w_i} \right) (\hat{\theta}^w - \theta^w) \right)' \right) \delta_i(h') \Big| \\
& \lesssim_{Pr} \theta_{\theta,N}^2 \left(\min_{1 \leq i \leq N} \sigma_i \right)^{-2},
\end{aligned}$$

$$\begin{aligned}
& \sup_{i,h,h'} \frac{1}{\sigma_i^2 \|\delta_i(h)\| \|\delta_i(h')\|} \left| (\hat{\delta}_i(h) - \delta_i(h))' \sum_{j=-T+1}^{T-1} K_N^{(j)} \right. \\
& \quad \times \frac{1}{T} \sum_{t=|j|+1}^T \left(u_{it}^{(+j)} x_{it}^{(+j)} - \overline{u_i x_i} \right) \\
& \quad \times \left. \left(u_{it}^{(-j)} x_{it}^{(-j)} - \overline{u_i x_i} \right)' (\hat{\delta}_i(h') - \delta_i(h')) \right| \\
& \lesssim_{Pr} \theta_{\theta,N}^2 \iota_N^{-2} \left(\min_{1 \leq i \leq N} \sigma_i \right)^{-1},
\end{aligned}$$

$$\begin{aligned}
& \sup_{i,h,h'} \frac{1}{\sigma_i^2 \|\delta_i(h)\| \|\delta_i(h')\|} \left| (\hat{\delta}_i(h) - \delta_i(h))' \sum_{j=-T+1}^{T-1} K_N^{(j)} \right. \\
& \quad \times \frac{1}{T} \sum_{t=|j|+1}^T \left(u_{it}^{(+j)} x_{it}^{(+j)} - \overline{u_i x_i} \right) \\
& \quad \times \left. \left(u_{it}^{(-j)} x_{it}^{(-j)} - \overline{u_i x_i} \right)' \delta_i(h') \right| \\
& \lesssim_{Pr} \theta_{\theta,N} \iota_N^{-1} \left(\min_{1 \leq i \leq N} \sigma_i \right)^{-1},
\end{aligned}$$

and

$$\begin{aligned}
& \sup_{i,h,h'} \frac{1}{\sigma_i^2 \|\delta_i(h)\| \|\delta_i(h')\|} \left| \delta_i(h)' \sum_{j=-T+1}^{T-1} K_N^{(j)} \right. \\
& \quad \times \frac{1}{T} \sum_{t=|j|+1}^T \left(u_{it}^{(+j)} x_{it}^{(+j)} - \overline{u_i x_i} \right) \\
& \quad \times \left. \left(u_{it}^{(-j)} x_{it}^{(-j)} - \overline{u_i x_i} \right)' (\hat{\delta}_i(h') - \delta_i(h')) \right| \\
& \lesssim_{Pr} \theta_{\theta,N} \iota_N^{-1} \left(\min_{1 \leq i \leq N} \sigma_i \right)^{-1}.
\end{aligned}$$

To sum up, we have

$$\begin{aligned}
& \sup_{i,h,h'} \frac{1}{\sigma_i^2 \|\delta_i(h)\| \|\delta_i(h')\|} \left| \widehat{\Xi}_i(h, h') - \widetilde{\Xi}_i(h, h') \right| \\
& \lesssim_P r_{\theta,N}^3 \iota_N^{-2} \left(\min_{1 \leq i \leq N} \sigma_i \right)^{-1} + r_{\theta,N}^4 \iota_N^{-2} \left(\min_{1 \leq i \leq N} \sigma_i \right)^{-2} + r_{\theta,N}^2 \iota_N^{-1} \left(\min_{1 \leq i \leq N} \sigma_i \right)^{-1} \\
& \quad + r_{\theta,N}^3 \iota_N^{-1} \left(\min_{1 \leq i \leq N} \sigma_i \right)^{-2} + r_{\theta,N} \left(\min_{1 \leq i \leq N} \sigma_i \right)^{-1} + r_{\theta,N}^2 \left(\min_{1 \leq i \leq N} \sigma_i \right)^{-2} \\
& \quad + r_{\theta,N}^2 \iota_N^{-2} \left(\min_{1 \leq i \leq N} \sigma_i \right)^{-1} + r_{\theta,N} \iota_N^{-1} \left(\min_{1 \leq i \leq N} \sigma_i \right)^{-1} \\
& \lesssim_P r_{\theta,N} \iota_N^{-1} \left(\min_{1 \leq i \leq N} \sigma_i \right)^{-1},
\end{aligned}$$

where the last \lesssim_P follows by $b_N^{LV} \rightarrow 0$. We conclude that we have

$$\begin{aligned}
& \sup_{i,h,h'} \frac{1}{\sigma_i^2 \|\delta_i(h)\| \|\delta_i(h')\|} \left| \widehat{\Xi}_i(h, h') - \Xi_i(h, h') \right| \\
& \lesssim_P r_{\theta,N} \iota_N^{-1} \left(\min_{1 \leq i \leq N} \sigma_i \right)^{-1} + T^{-c_1} (\log N)^{c_2} + T^{-\rho}.
\end{aligned}$$

□

Lemma A.6. *Let ξ_{it} be the random vector consisting of distinct elements of $v_{it}x_{it}$, $x_{it}x'_{it} - \mathbb{E}_P(x_{it}x'_{it})$ and $w_{it}x'_{it} - \mathbb{E}_P(w_{it}x'_{it})$. Let \mathbb{P}_N be the set of probability measures which satisfy Assumption 1.6 and Assumption 1.7 with identical choices of a , b , d_1 , and d_2 . Let ζ_N be a sequence satisfying $\zeta_N \rightarrow \infty$ as $N \rightarrow \infty$. Assume $T^{\delta_1} \leq N$ for some universal constant $\delta_1 > 0$. Let Assumption 2 hold and $\kappa_N \asymp T^\rho$ where $0 < \rho < (\vartheta - 1)/(3\vartheta - 2)$. Then, there exist two constants $c_1 > 0$ depending only on (ρ, ϑ) and $c_2 > 0$ depending only on (d_2, ϑ) , such that*

$$\begin{aligned}
& \sup_{P \in \mathbb{P}_N} P \left(\sup_{1 \leq i \leq N} \left| \sum_{j=-T+1}^{T-1} K \left(\frac{j}{\kappa_N} \right) \right. \right. \\
& \quad \times \frac{1}{T} \sum_{t=|j|+1}^T \left(\xi_{i,t+\min(0,j)} - \frac{1}{T} \sum_{u=1}^T \xi_{iu} \right) \left(\xi_{i,t-\max(0,j)} - \frac{1}{T} \sum_{u=1}^T \xi_{iu} \right)' \\
& \quad \left. \left. - \left(\frac{1}{T} \sum_{t=1}^T \sum_{s=1}^T \mathbb{E}_P[\xi_{it}\xi'_{is}] \right) \right|_{\infty} \right) \\
& > \zeta_N \left(T^{-c_1} (\log N)^{c_2} + T^{-\rho} \right) = o(1).
\end{aligned}$$

Proof. We apply Theorem 11(i) of Chang, Chen, and Wu (2023). In their theorem, B_n is the bound for the Orlicz norm. In our case, this bound depends only on K , a and d_1 under Assumption 1.6 by Kosorok (2008, Lemma 8.1) and Lemma A.7. Their γ_1 is 1 in our case by Assumption 1.6. By Lemma A.9, γ_2 in Chang, Chen, and Wu (2023) depends only on d_2 . The conditions for the kernel and the bandwidth are assumed.

Thus, Theorem 11(i) in Chang, Chen, and Wu (2023) can be applied. Note that their results are stated in terms of stochastic order, but an inspection of their proof reveals that the constant terms hidden in the stochastic order depend only on the constants in the assumptions. \square

Lemma A.7 (Tail bounds for functions). *Suppose that two random variances X_1 and X_2 satisfy $P(|X_a| > x) \leq C_a \exp(-b_a x^{d_a})$ for $a = 0, 1$, then $P(|X_1 X_2| > x) \leq C \exp(-b x^d)$ for some positive constants C , b , and d_2 , and $P(|X_1 + X_2| > x) \leq C' \exp(-b' x^{d'})$ for some constants C' , b' , and d' .*

Proof. The first statement follows because

$$\begin{aligned} P(|X_1 X_2| > x) &\leq P(|X_1| > \sqrt{x}) + P(|X_2| > \sqrt{x}) \\ &\leq C_1 \exp(-b_1 x^{d_1/2}) + C_2 \exp(-b_2 x^{d_2/2}) \\ &\leq 2 \max(C_1, C_2) \exp(-\min(b_1, b_2) x^{\min(d_1, d_2)/2}). \end{aligned}$$

For the second statement, we have

$$\begin{aligned} P(|X_1 + X_2| > x) &\leq P(|X_1| > x/2) + P(|X_2| > x/2) \\ &\leq C_1 \exp(-b_1/2^{d_1} x^{d_1}) + C_2 \exp(-b_2/2^{d_2} x^{d_2}) \\ &\leq 2 \max(C_1, C_2) \exp(-\min(b_1/2^{d_1}, b_2/2^{d_2}) x^{\min(d_1, d_2)}). \end{aligned}$$

\square

Lemma A.8 (Tail bounds for norms). *Let X_1 and X_2 denote two random vectors such that there are constants K , b and d such that for any component Y of X_1 and X_2 , $P(|Y| > x) \leq C \exp(-b x^d)$. Then, there are constants C' , b' and d' such that*

$$\begin{aligned} P(\|X_1\| > x) &\leq C' \exp(-b' x^{d'}), \\ P(\|X_1\|^2 > x) &\leq C' \exp(-b' x^{d'}), \\ P(\|X_1\| \|X_2\| > x) &\leq C' \exp(-b' x^{d'}). \end{aligned}$$

Proof. The second statement follows from the first statement. The third statement follows from the second statement of this lemma and the first statement of Lemma A.7. It remains to prove the first statement. Let $X_1 = (Y_1, \dots, Y_p)$ and note that $P(|Y_j^2| > x) \leq C \exp(-b x^{d/2})$ for $j = 1, \dots, p$. Now, the first statement follows from writing

$$\|X_1\|^2 = Y_1^2 + \dots + Y_p^2$$

and applying the second statement of Lemma A.7 repeatedly. \square

Lemma A.9 (Functions of mixing sequences). *Suppose that (x_{it}, w_{it}, v_{it}) is a strong mixing sequence over t with mixing coefficients $\sup_i a_i[t] \leq C \exp(-at^d)$ for constants C , a and d , then so is $g(x_{it}, w_{it}, v_{it})$ where g is a measurable function.*

Proof. The proof follows the argument in the proof of Theorem 14.1 in Davidson (1994). \square

Lemma A.10 (Large quantiles of the normal distribution). *Let X denote a standard normal vector with $p \times p$ correlation matrix Ω and let $0 \leq d < 2$. Let $c_{\alpha,N}$ denote the $1 - \alpha/N$ quantile of X . Then there is a constant N_0 that depends only on $\underline{\alpha}$ and d such that for $\underline{\alpha} \leq \alpha \leq 1$ and $N \geq N_0$*

$$\sqrt{d \log(N/\alpha)} \leq c_{\alpha,N} \leq \sqrt{2 \log p} + \sqrt{2 \log(N/\alpha)}.$$

Proof. The upper bound is given in Lemma D.4 in Chernozhukov, Chetverikov, and Kato (2019). To prove the lower bound put $a_N = \sqrt{d \log(N/\alpha)}$. Let Φ denote the cumulative distribution function of a standard normal random variable, and let ϕ denote its probability density function. Gordon's lower bound (see, e.g., Duembgen (2010)) states that

$$1 - \Phi(x) > \frac{\phi(x)}{x(1 - 1/x^2)}$$

for $x > 0$ and thus $1 - \Phi(x) > \frac{1}{2}\phi(x)/x$ for $x > \sqrt{2}$. Therefore,

$$\begin{aligned} P\left(\max_{j=1,\dots,p} X_j > a_N\right) &\geq P(X_1 > a_N) \\ &= 1 - \Phi(a_N) \\ &> \frac{\phi(a_N)}{2a_N} = \frac{\exp\left(-\frac{a_N^2}{2}\right)}{a_N \sqrt{8\pi}} = \frac{(\alpha/N)^{d/2}}{a_N \sqrt{8\pi}} = \alpha/N \left(\frac{(N/\alpha)^{1-d/2}}{a_N \sqrt{8\pi}}\right) \\ &\geq \alpha/N \left(\frac{N^{1-d/2}}{\sqrt{8d\pi \log(N/\alpha)}}\right) \geq \alpha/N, \end{aligned}$$

where the last inequality holds for $N \geq N_0$ and N_0 is chosen such that $N \geq N_0$ implies that $N^{1-d/2}/\sqrt{8d\pi \log(N/\alpha)} \geq 1$. Such an N_0 can be found since $N^{1-d/2}/\sqrt{8d\pi \log(N/\alpha)} \rightarrow \infty$. The inequality $P(\max_{j=1,\dots,p} X_j > a_N) > \alpha/N$ implies $c_{\alpha,N} \geq a_N$. \square

Lemma A.11 (Long-run variance is finite). *Let ξ_{it} denote any element of the vectors $v_{it}x_{it}$, $\text{vec}(x_{it}x'_{it}) - \mathbb{E}_P \text{vec}(x_{it}x'_{it})$, $\text{vec}(w_{it}x'_{it}) - \mathbb{E}_P \text{vec}(w_{it}x'_{it})$, and $\text{vec}(v_{it}^2 x_{it}x'_{it}) - \mathbb{E}_P \text{vec}(v_{it}^2 x_{it}x'_{it})$, or any of the random variables $\|x_{it}\|^2$, $\|x_{it}\|\|w_{it}\|$, $|v_{it}|\|x_{it}\|$, $\|x_{it}\|^4$, $\|x_{it}^2\|\|w_{it}^2\|$ and $|v_{it}^2|\|x_{it}^2\|$. Let \mathbb{P}_N be a set of probability measures which satisfy Assumption 1.6-1.8 with identical choices of a , b , d_1 , and d_2 . Let*

$$s_{i,T}^2(P) = \max_{1 \leq t \leq T} \left(\mathbb{E}_P(\xi_{it}^2) + 2 \sum_{s>t} |\mathbb{E}(\xi_{it}\xi_{is})| \right).$$

Then, there exists a constant $C_\xi < \infty$ such that

$$\limsup_{N,T \rightarrow \infty} \sup_{P \in \mathbb{P}_N} \max_{1 \leq i \leq N} s_{i,T}^2(P) < C_\xi.$$

In particular,

$$\limsup_{N,T \rightarrow \infty} \sup_{P \in \mathbb{P}_N} \max_{1 \leq i \leq N} \left| \text{var}_P \left(\frac{1}{\sqrt{T}} \sum_{t=1}^T \xi_{it} \right) \right| < C_\xi.$$

Proof. Lemma A.7 and Lemma A.8 imply $P(|\xi_{it}| > z) < \exp(-(z/a_\xi)^{d_{1,\xi}})$ for some a_ξ and $d_{1,\xi}$, which in turns implies that $\mathbb{E}_P(\xi_{it}^m) < M_{\xi_p}$ for some universal constant $M_\xi < \infty$ for any integer m by Lemma A.12. Moreover, Lemma A.9 implies that ξ_{it} is an α -mixing sequence with mixing coefficient $\sup_i \alpha_{i,\xi}[k] \leq \exp(1 - b_\xi k^{d_{2,\xi}})$. Thus, by the argument in Galvao and Kato (2014, Section C.1), which is an application of Davidov (1968), it holds that, for any $s > t$ and any integer m ,

$$|\mathbb{E}_P(\xi_{it}\xi_{is})| \leq 12(\mathbb{E}_P(|\xi_{it}|^m))^{2/m} (\alpha_{i,\xi}[s-t])^{1-2/m}.$$

In particular,

$$2 \sum_{s>T} |\mathbb{E}_P(\xi_{it}\xi_{is})| \leq 24(\mathbb{E}_P(|\xi_{it}|^m))^{2/m} \sum_{s>T} (\alpha_{i,\xi}[s-t])^{1-2/m}.$$

The right-hand side is bounded by a constant C'_ξ that depends only on a , b , d_1 , and d_2 . This follows from the existence of moments and the mixing property of ξ_{it} . Note that the stationarity assumption is used to apply the result of Davidov (1968). \square

Lemma A.12 (Exponential tail bound implies existence of moments). *Suppose that a random variable X satisfies that $P(|X| > x) < C \exp(-(x/a)^d)$ for some $C, a > 0$ and $d > 1$. Then, for any integer p , $\mathbb{E}|X|^p < M$ for M depending only on C, a, d and p .*

Proof. By the argument given in Kosorok (2008, page 129), which is based on the series expansion of the exponential function, we have $(\mathbb{E}(|X|^p))^{1/p} \leq p! \|X\|_{\psi_1}$ where $\|\cdot\|_{\psi_a}$ is the Orlicz norm with $\psi_a(x) = \exp(x^a) - 1$ as defined in the proof of Lemma A.13. By Kosorok (2008, Lemma 8.1), $\|X\|_{\psi_1}$ is bounded by a constant which depends on C, a and d . \square

Lemma A.13 (Large CLT for mixing sequences). *Suppose that $\{\{X_{jt}\}_{j=1}^J\}_{t=1}^T$ is an α -mixing sequence (as a sequence indexed by t) with mixing coefficients $\alpha(k)$. Suppose that $T^{\delta_1} \leq J$ for some $\delta_1 > 0$. Let $S_J = T^{-1/2} \sum_{t=1}^T (X_{1t}, \dots, X_{Jt})'$. Let $G \sim N(0, \Xi)$, where Ξ is the long-run covariance matrix of (X_{1t}, \dots, X_{Jt}) . Assume the following three conditions:*

1. *There exist some universal constants $C_1 > 0$, $a > 0$ and $d_1 > 0$ such that $P(|X_{jt}| > x) < C_1 \exp(-(1/a)^{d_1} x^{d_1})$ for all $t \in \{1, \dots, T\}$ and $j \in \{1, \dots, J\}$.*

2. There exist some universal constants $C_2 > 1$, $b > 0$ and $d_2 > 0$ such that $\alpha(k) \leq C_2 \exp(-bk^{d_2})$ for any $k \geq 1$.
3. There exists a universal constant $C_3 > 0$ such that $V_{T,j} \geq C_3$ for any $j \in \{1, \dots, J\}$, where $V_{T,j} = \text{var}(\sum_{t=1}^T X_{jt}/\sqrt{T})$.

For $a \in \mathbb{R}^N$, define $A(a) = \{x \in \mathbb{R}^N : x_j \leq a_j \text{ for } j = 1, \dots, J\}$. Let $\mathcal{A} = \bigcup_{a \in \mathbb{R}^J} A(a)$. Then, it holds that

$$\sup_{P \in \mathbb{P}} \sup_{A \in \mathcal{A}} |P(S_J \in A) - P(G \in A)| \lesssim \frac{(\log J)^{(1+2d_2)/(3d_2)}}{T^{1/9}} + \frac{(\log J)^{7/6}}{T^{1/9}}$$

provided that $(\log J)^{3-d_2} = o(T^{d_2/3})$ and \mathbb{P} is a collection of probability measures under which the above three conditions are satisfied with identical choices of C_1, C_2, C_3, a, b, d_1 and d_2 .

Proof. The lemma follows by Theorem 1 of Chang, Chen, and Wu (2023), noting the remark at the beginning of Section 2.1 of Chang, Chen, and Wu (2023). Theorem 1 of Chang, Chen, and Wu (2023) has three conditions, and the second and third conditions are given in the statement of the lemma. The first condition is ‘‘There exist a sequence of constants $B_J \geq 1$ and a universal constant $d_1 \geq 1$ such that $\|X_{jt}\|_{\psi_{d_1}} \leq B_J$ for all $t \in \{1, \dots, T\}$ and $j \in \{1, \dots, J\}$ ’’, where $\|\xi\|_{\psi_\alpha} = \inf[\lambda > 0 : E(\psi_\alpha(|\xi|/\lambda)) \leq 1]$ for $\psi_\alpha(x) = \exp(x^\alpha) - 1$ (the Orlicz norm with ψ_α). By Lemma 8.1 of Kosorok (2008), $P(|X_{jt}| > x) < C_1 \exp(-(1/a)^{d_1} x^{d_1})$ implies this condition by taking $B_J = ((1 + C_1/(1/a)^{d_1}))^{1/d_1}$, which is constant if C_1, a and d_1 are constant. \square

Lemma A.14. Let \mathbb{P}_N be the set of probability measures which satisfy Assumption 1 with identical choices of a, b, d_1 and d_2 . Assume that there are finite constants $0 < \delta_1 < \delta_2$ such that $T^{\delta_1} \leq N \leq o(1)T^{\delta_2}$. Let Assumption 2 hold with $\kappa_N \asymp T^\rho$ where $0 < \rho < (\vartheta - 1)/(3\vartheta - 2)$. Let

$$b_N^{LV*} = \frac{(\sqrt{T} \vee \log N)r_{\theta,N}}{\iota_N \min_{1 \leq i \leq N} \sigma_i} + T^{-c_1}(\log N)^{c_2} + T^{-\rho},$$

where $c_1 > 0$ and $c_2 > 0$ are two constants defined in Lemma A.5 with c_1 depending only on (ρ, ϑ) and c_2 depending only on (d_2, ϑ) . Assume that $b_N^{LV*} \rightarrow 0$. Then for any sequence ζ_N such that $\zeta_N \rightarrow \infty$ as $N, T \rightarrow \infty$,

$$\sup_{P \in \mathbb{P}_N} P \left(\max_{1 \leq i \leq N} \max_{(h, h^*) \in \mathbb{G}^2} \left| \widehat{D}_i(g_i^0, h) - D_i(g_i^0, h) \right| > \zeta_N b_N^{LV*} \right) = o(1).$$

Proof. Throughout the proof, let C denote a generic constant that does not depend on $P \in \mathbb{P}$ and whose value may change between different equations. Let $\delta_i(h) = \theta_{g_i^0} - \theta_h$ and $\widehat{\delta}_i(h) = \widehat{\theta}_{g_i^0} - \widehat{\theta}_h$. Let $\widehat{\xi}_i(h) = \sqrt{\widehat{\Xi}_i(h, h)}$ and $\xi(h) = \sqrt{\Xi_i(h, h)}$. Let

$$b_N^{LV} = \frac{r_{\theta,N}}{\iota_N \min_{1 \leq i \leq N} \sigma_i} + T^{-c_1}(\log N)^{c_2} + T^{-\rho}.$$

By the inequality $|1 - \sqrt{a}| \leq |1 - a|$,

$$\begin{aligned} \left| 1 - \frac{\hat{\xi}_i(h)}{\xi_i(h)} \right| &\leq \frac{|\hat{\xi}_i(h, h') - \xi_i(h, h')|}{\xi_i(h, h')} \\ &\leq \frac{\sigma_i^2 \|\delta_i(h)\| \|\delta_i(h')\|}{\xi_i(h, h')} \frac{|\hat{\xi}_i(h, h') - \xi_i(h, h')|}{\sigma_i^2 \|\delta_i(h)\| \|\delta_i(h')\|}. \end{aligned}$$

By Assumption 1.4, $\xi_i(h, h')/(\sigma_i^2 \|\delta_i(h)\| \|\delta_i(h')\|)$ is bounded away from zero. Moreover, with probability approaching one,

$$\frac{|\hat{\xi}_i(h, h') - \xi_i(h, h')|}{\sigma_i^2 \|\delta_i(h)\| \|\delta_i(h')\|} \leq \zeta_N b_N^{LV}$$

uniformly over $i = 1, \dots, N$ and $h, h' \in \mathbb{G} \setminus \{g_i^0\}$. Therefore, we can take

$$|1 - \hat{\xi}_i(h)/\xi_i(h)| \leq \zeta_N b_N^{LR}. \quad (\text{A.11})$$

Next we consider $\|T^{-1/2} \sum_{t=1}^T v_{it} x_{it}\|$. Consider any component $x_{it,p}$ of x_{it} . Set $\xi_{it} = v_{it} x_{it,p}$ in Lemma A.11 and conclude that

$$s_T^2 = \max_{1 \leq i \leq N} \max_{1 \leq t \leq T} \left(\mathbb{E}(\xi_{it}^2) + 2 \sum_{s>t} |\mathbb{E}(\xi_{it} \xi_{is})| \right)$$

is bounded and fulfills the condition in Lemma A.15. By Lemma A.7 and Lemma A.9, ξ_{it} satisfies the tail and mixing conditions for X_{it} in Lemma A.15. Now, applying Lemma A.15

$$\max_{1 \leq i \leq N} \left\| T^{-1/2} \sum_{t=1}^T v_{it} x_{it} \right\| = O_p(\log N). \quad (\text{A.12})$$

Similarly, it can be argued that

$$\begin{aligned} \max_{1 \leq i \leq N} \left| T^{-1/2} \sum_{t=1}^T (\|x_{it}\|^2 - \mathbb{E}\|x_{it}\|) \right| &= O_p(\log N), \\ \max_{1 \leq i \leq N} \left| T^{-1/2} \sum_{t=1}^T (\|x_{it}\| \|w_{it}\| - \mathbb{E}\|x_{it}\| \|w_{it}\|) \right| &= O_p(\log N), \\ \max_{1 \leq i \leq N} \left| T^{-1/2} \sum_{t=1}^T (|v_{it}| \|x_{it}\| - \mathbb{E}|v_{it}| \|x_{it}\|) \right| &= O_p(\log N). \end{aligned} \quad (\text{A.13})$$

We write

$$\begin{aligned}\widehat{D}_i(h) - D_i(h) &= \left(\frac{\xi_i(h)}{\widehat{\xi}_i(h)} - 1 \right) D_i(h) + \frac{\frac{1}{\sqrt{T}} \sum_{t=1}^T \left(\widehat{d}_{it}(h) - d_{it}(h) \right) / (\sigma_i \|\delta_i(h)\|)}{\widehat{\xi}_i(h) / (\sigma_i \|\delta_i(h)\|)} \\ &\equiv J_1 + J_2.\end{aligned}$$

We bound J_1 by writing

$$\begin{aligned}\left| \left(\frac{\xi_i(h)}{\widehat{\xi}_i(h)} - 1 \right) D_i(h) \right| &= \left| \frac{\xi_i(h)}{\widehat{\xi}_i(h)} \left(1 - \frac{\widehat{\xi}_i(h)}{\xi_i(h)} \right) \frac{\frac{1}{T} \sum_{t=1}^T v_{it} x'_i \delta_i(h) / \|\delta_i(h)\|}{\xi_i(h) / (\sigma_i \|\delta_i(h)\|)} \right| \\ &\leq \frac{\xi_i(h)}{\widehat{\xi}_i(h)} \left| 1 - \frac{\widehat{\xi}_i(h)}{\xi_i(h)} \right| \left\| \frac{1}{\sqrt{T}} \sum_{t=1}^T v_{it} x_i \right\| \left(\frac{\xi_i(h)}{\sigma_i \|\delta_i(h)\|} \right)^{-1}.\end{aligned}$$

The right-hand side is bounded by (A.11), (A.12), noting that $\xi_i(h)/(\sigma_i \|\delta_i(h)\|)$ is bounded away from zero by Assumption 1.4, and observing that

$$\frac{\widehat{\xi}_i(h)}{\xi_i(h)} \geq 1 - \left| \frac{\widehat{\xi}_i(h)}{\xi_i(h)} - 1 \right|$$

in conjunction with (A.11) implies a lower bound on $\widehat{\xi}_i(h)/\xi_i(h)$. Hence, J_1 is bounded by $C\zeta_N b_N^{L_V} \log N$ with probability approaching one.

To bound J_2 , we derive a lower bound on its denominator from

$$\frac{\widehat{\xi}_i(h)}{\sigma_i \|\delta_i(h)\|} = \frac{\xi_i(h)}{\sigma_i \|\delta_i(h)\|} \left\{ \left(\frac{\widehat{\xi}_i(h)}{\xi_i(h)} - 1 \right) + 1 \right\}$$

in conjunction with (A.11) and noting that $\xi_i(h)/(\sigma_i \|\delta_i(h)\|)$ is bounded away from zero by Assumption 1.4. For the numerator in J_2 , we observe the following decomposition:

$$\begin{aligned}\frac{\widehat{d}_{it}(h) - d_{it}(h)}{\sigma_i \|\delta_i(h)\|} &= \frac{1}{2} \frac{x'_{it} \left(\widehat{\theta}_{g_i^0} - \theta_{g_i^0} \right) + w'_{it} \left(\widehat{\theta}^w - \theta^w \right)}{\sigma_i} x'_{it} \left(\frac{\widehat{\delta}_i(h)}{\|\delta_i(h)\|} \right) \\ &\quad - \frac{1}{2} v_{it} x'_{it} \frac{\left(\widehat{\delta}_i(h) - \delta_i(h) \right)}{\|\delta_i(h)\|}.\end{aligned}$$

In the following arguments, we use that

$$\|\widehat{\delta}_i(h)\| / \|\delta_i(h)\| \leq 1 + \frac{\|\widehat{\delta}_i(h) - \delta_i(h)\|}{\|\delta_i(h)\|}$$

is bounded by the fact that $r_{\theta, N} = o(1 \wedge \iota_N)$. With probability at least $1 - a_{\theta, N}$, we

bound

$$\begin{aligned}
\left| \frac{\hat{d}_{it}(h) - d_{it}(h)}{\sigma_i \|\delta_i(h)\|} \right| &\leq C \left(\frac{\|x_{it}\|^2 + \|x_{it}\| \|w_{it}\|}{\min_{1 \leq i \leq N} \sigma_i} + \frac{|v_{it}| \|x_{it}\|}{\iota_N} \right) r_{\theta, N} \\
&\leq r_{\theta, N} C \left(\frac{\mathbb{E}\|x_{it}\|^2 + \mathbb{E}\|x_{it}\| \|w_{it}\|}{\min_{1 \leq i \leq N} \sigma_i} + \frac{\mathbb{E}|v_{it}| \|x_{it}\|}{\iota_N} \right) \\
&\leq r_{\theta, N} C \left(\frac{\|x_{it}\|^2 + \|x_{it}\| \|w_{it}\| - (\mathbb{E}\|x_{it}\| \|w_{it}\| + \mathbb{E}\|x_{it}\| \|w_{it}\|)}{\min_{1 \leq i \leq N} \sigma_i} \right. \\
&\quad \left. + \frac{|v_{it}| \|x_{it}\| - \mathbb{E}|v_{it}| \|x_{it}\|}{\iota_N} \right).
\end{aligned}$$

Noting that $\mathbb{E}\|x_{it}\|^2$, $\mathbb{E}\|x_{it}\| \|w_{it}\|$ and $\mathbb{E}|v_{it}| \|x_{it}\|$ are bounded uniformly over i and t by Assumption 1.6, (A.13) implies

$$\begin{aligned}
\max_{1 \leq i \leq T} \left| \frac{1}{\sqrt{T}} \sum_{t=1}^T \frac{\hat{d}_{it}(h) - d_{it}(h)}{\sigma_i \|\delta_i(h)\|} \right| &\leq r_{\theta, N} C (\min_{1 \leq i \leq N} \sigma_i \wedge \iota_N)^{-1} (\sqrt{T} + \log N) \\
&\leq r_{\theta, N} C (\min_{1 \leq i \leq N} \sigma_i \wedge \iota_N)^{-1} \sqrt{T},
\end{aligned}$$

where the last inequality follows since $N \leq o(1)T^{\delta_2}$. The bounds on J_1 and J_2 yield the desired result. \square

Lemma A.15 (Fuk-Nagaev-type inequality for mixing sequences). *Suppose that X_{it} is a strongly mixing process with zero mean for each $i = 1, \dots, N$ with tail probabilities $\sup_{i=1, \dots, N} P(|X_{it}| > x) \leq \exp(1 - (x/a)^{d_1})$ and with strong mixing coefficients $\sup_{i=1, \dots, N} a_i[t] \leq \exp(-bt^{d_2})$, where a , b , d_1 , and d_2 are positive constants. Let \mathbb{P}_N denote a sequence of sets of probability measures that satisfy the above conditions with given values of a , b , d_1 , and d_2 . Let*

$$s_T^2 = \max_{1 \leq i \leq N} \max_{1 \leq t \leq T} \left(\mathbb{E}(X_{it}^2) + 2 \sum_{s>t} |\mathbb{E}(X_{it} X_{is})| \right).$$

Assume that $s_T^2 < C_s \log^{a_s} N$ for constants C_s and $0 \leq a_s \leq 1$ which do not depend on N, T nor P . Then, it holds that for any constant $C > 0$, as $N, T \rightarrow \infty$ with $NT^{-\delta_2} \rightarrow 0$ for some $\delta_2 > 0$,

$$\sup_{P \in \mathbb{P}_N} P \left(\max_{1 \leq i \leq N} \left| \frac{1}{T} \sum_{t=1}^T X_{it} \right| \geq CT^{-1/2} \log N \right) \rightarrow 0.$$

Proof. By the Bonferroni inequality and inequality (1.7) in Merlevède, Peligrad, and Rio (2011) which is an application of Rio (2017, Theorem 6.2) (the original French version

was published in 2000), we have

$$\begin{aligned} \sup_{P \in \mathbb{P}} P \left(\max_{1 \leq i \leq N} \left| \frac{1}{T} \sum_{t=1}^T X_{it} \right| \geq x \right) &\leq \sup_{P \in \mathbb{P}} \sum_{i=1}^N P \left(\left| \frac{1}{T} \sum_{t=1}^T X_{it} \right| \geq x \right) \\ &\leq 4N \left(1 + \frac{T(x/4)^2}{rs_T^2} \right)^{-r/2} + 4CN(x/4)^{-1} \exp \left(-a \frac{(Tx/4)^d}{b^d r^d} \right), \end{aligned}$$

where $r \geq 1$, $d = (d_1^{-1} + d_2^{-1})^{-1}$ and C' is a positive constant. Thus, for $x = CT^{-1/2} \log N$, it holds that

$$\begin{aligned} &\sup_{P \in \mathbb{P}} P \left(\max_{i=1, \dots, N} \left| \frac{1}{T} \sum_{t=1}^T X_{it} \right| \geq CT^{-1/2} \log N \right) \\ &\leq 4N \left(1 + \frac{C^2 \log^2 N}{16rs_T^2} \right)^{-r/2} + 16(C'/C)NT^{1/2} \log^{-1} N \exp \left(-a \frac{(CT^{1/2} \log N)^d}{4^d b^d r^d} \right) \\ &= 4N \exp \left(-\frac{r}{2} \log \left(1 + \frac{C^2 \log^2 N}{16rs_T^2} \right) \right) \\ &\quad + 16(C'/C) \frac{NT^{1/2}}{\log N} \exp \left(-a \frac{c^d}{4^d b^d} \left(\frac{T^{1/2} \log N}{r} \right)^d \right) \end{aligned}$$

We take $r = T^{1/2-c}$ for $0 < c < 1/2$. The second term on the last line in the above display converges to zero because $T^{1/2} \log N / r = T^c \log N$ and $NT^{-\delta_2} \rightarrow 0$. We now argue that the first term vanishes as well. For a close to zero, a second-order Taylor expansion of the natural logarithm function yields

$$\log(1+a) = a - \frac{1}{(1+a^*)^2} a^2,$$

where a^* is an intermediate value between zero and a . For a close to zero, $1/(1+a^*)$ is bounded and therefore

$$\log(1+a) \geq a + O(a^2).$$

In particular, $\log(1-a) \geq a + O(a^2)$. We set $a = C^2 \log^2 N / (16T^{1/2-c} s_T^2)$. Under the assumption of the lemma, $a \rightarrow 0$. Now, the term in the exponential function can be bounded by

$$\begin{aligned} -\frac{T^{1/2-c}}{2} \log \left(1 + \frac{C^2 \log^2 N}{16T^{1/2-c} s_T^2} \right) &\leq -\frac{T^{1/2-c}}{2} \left\{ \frac{C^2 \log^2 N}{16T^{1/2-c} s_T^2} + O \left(\left[\frac{C^2 \log^2 N}{16T^{1/2-c} s_T^2} \right]^2 \right) \right\} \\ &\leq -\frac{T^{1/2-c} C^2 \log^2 N}{32T^{1/2-c} s_T^2} (1 + o(1)) \end{aligned}$$

$$\leq -\frac{C^2 \log^2 N}{64s_T^2}.$$

Thus, under $s_T^2 \leq K \log^{a_s} N$ with $0 < a_s < 1$,

$$4N \exp\left(-\frac{r}{2} \log\left(1 + \frac{C^2 \log^2 N}{16rs_T^2}\right)\right) \leq 4N \exp\left(-\frac{C^2 \log^2 N}{64s_T^2}\right) \rightarrow 0.$$

□

Lemma A.16. *Let \mathbb{P}_N be the set of probability measures which satisfy Assumption 1.1–1.7 and Assumption 1.9 with identical choices of a , b , d_1 and d_2 . Assume that there are finite constants $0 < \delta_1 < \delta_2$ such that $T^{\delta_1} \leq N \leq o(1)T^{\delta_2}$ and that*

$$\frac{r_{\theta,N}}{\iota_N \wedge \min_{1 \leq i \leq N} \sigma_i} \rightarrow 0.$$

Suppose that Assumption 3 holds and $\kappa_N = 0$. Then, there is a constant C such that

$$\sup_{P \in \mathbb{P}_N} P\left(\max_{1 \leq i \leq N} \max_{(h, h^*) \in \mathbb{G}^2} \left| \widehat{D}_i(g_i^0, h) - D_i(g_i^0, h) \right| > C \frac{r_{\theta,N} \sqrt{T}}{\iota_N \wedge \min_{1 \leq i \leq N} \sigma_i}\right) = o(1)$$

and for all $c > 0$

$$\sup_{P \in \mathbb{P}_N} P\left(\max_{1 \leq i \leq N} \max_{(h, h^*) \in \mathbb{G}^2} \left\| \widehat{\Omega}_i(g_i^0) - \Omega_i(g_i^0) \right\| > c\right) = o(1).$$

Proof. Following the arguments in Lemma A.14, we bound, with probability at least $1 - a_{\theta,N}$,

$$\left| \frac{\widehat{d}_{it}(h) - d_{it}(h)}{\sigma_i \|\delta_i(h)\|} \right| \leq C \left(\frac{\|x_{it}\|^2 + \|x_{it}\| \|w_{it}\|}{\min_{1 \leq i \leq N} \sigma_i} + \frac{|v_{it}| \|x_{it}\|}{\iota_N} \right) r_{\theta,N}$$

and hence

$$\begin{aligned} \frac{1}{T} \sum_{t=1}^T \frac{\widehat{d}_{it}(h) - d_{it}(h)}{\sigma_i \|\delta_i(h)\|} &= O_p\left(\frac{r_{\theta,N}}{\iota_N \wedge \min_{1 \leq i \leq N} \sigma_i}\right) \\ \frac{1}{T} \sum_{t=1}^T \frac{(\widehat{d}_{it}(h) - d_{it}(h))(\widehat{d}_{it}(h') - d_{it}(h'))}{\sigma_i^2 \|\delta_i(h)\| \|\delta_i(h')\|} &= O_p\left(\frac{r_{\theta,N}^2}{\iota_N^2 \wedge \min_{1 \leq i \leq N} \sigma_i^2}\right) \end{aligned} \tag{A.14}$$

uniformly in unit i and probability measure $P \in \mathbb{P}_N$. Following similar arguments as in

the proof of Lemma A.14, Lemma A.15 yields

$$\begin{aligned}
& \left| \frac{1}{T} \sum_{t=1}^T \frac{d_{it}(h)d_{it}(h')}{\sigma_i^2 \|\delta_i(h)\| \|\delta_i(h')\|} - \frac{\frac{1}{T} \sum_{t=1}^T \mathbb{E}_P [d_{it}(h)d_{it}(h')]}{\sigma_i^2 \|\delta_i(h)\| \|\delta_i(h')\|} \right| \\
& \leq C \frac{1}{T} \sum_{t=1}^T \left(\frac{\|x_{it}\|^2 + \|x_{it}\| \|w_{it}\|}{\min_{1 \leq i \leq N} \sigma_i} + \frac{|v_{it}| \|x_{it}\|}{\iota_N} \right)^2 r_{\theta, N}^2 \\
& \leq \frac{C r_{\theta, N}^2}{\iota_N^2 \wedge \min_{1 \leq i \leq N} \sigma_i^2} + o_p(1),
\end{aligned} \tag{A.15}$$

where the $o_p(1)$ term is uniform over units i and probability measures $P \in \mathbb{P}_N$. Noting that

$$\left| \frac{1}{\sqrt{T}} \sum_{t=1}^T \frac{d_{it}(h)}{\sigma_i \|\delta_i(h)\|} \right| = \left\| \frac{1}{\sqrt{T}} \sum_{t=1}^T v_{it} x_{it} \right\|,$$

Lemma A.15 implies

$$\left| \frac{1}{\sqrt{T}} \sum_{t=1}^T \frac{d_{it}(h)}{\sigma_i \|\delta_i(h)\|} \right| = O_p(\log N) \tag{A.16}$$

uniformly in i and P . Since Assumption 1.6 bounds the expectation $\mathbb{E}[v_{it}^2 x_{it} x'_{it}]$ by a finite constant, we have

$$\begin{aligned}
\frac{1}{T} \sum_{t=1}^T \frac{d_{it}(h)d_{it}(h')}{\sigma_i^2 \|\delta_i(h)\| \|\delta_i(h')\|} &= \frac{\delta_i(h)' \frac{1}{T} \sum_{t=1}^T v_{it}^2 x_{it} x'_{it} \delta_i(h')}{\|\delta_i(h)\| \|\delta_i(h')\|} \\
&\leq \left\| \frac{1}{T} \sum_{t=1}^T (v_{it}^2 x_{it} x'_{it} - \mathbb{E}[v_{it}^2 x_{it} x'_{it}]) \right\| \\
&\quad + \left\| \frac{1}{T} \sum_{t=1}^T \mathbb{E}[v_{it}^2 x_{it} x'_{it}] \right\| \\
&= O_p(\log N / \sqrt{T}) = o_p(1)
\end{aligned} \tag{A.17}$$

uniformly in i and P .

Now, combining the decomposition

$$\begin{aligned}
& \frac{\frac{1}{T} \sum_{t=1}^T \left(\hat{d}_{it}(h) - \bar{\hat{d}}_{it}(h) \right) \left(\hat{d}_{it}(h') - \bar{\hat{d}}_{it}(h') \right)}{\sigma_i^2 \|\delta_i(h)\| \|\delta_i(h')\|} - \frac{\frac{1}{T} \sum_{t=1}^T \mathbb{E}_P [d_{it}(h)d_{it}(h')]}{\sigma_i^2 \|\delta_i(h)\| \|\delta_i(h')\|} \\
&= \frac{1}{T} \sum_{t=1}^T \left(\frac{\hat{d}_{it}(h) - d_{it}(h)}{\sigma_i \|\delta_i(h)\|} \right) \left(\frac{\hat{d}_{it}(h') - d_{it}(h')}{\sigma_i \|\delta_i(h')\|} \right)
\end{aligned}$$

$$\begin{aligned}
& + \frac{1}{T} \sum_{t=1}^T \frac{d_{it}(h)}{\sigma_i \|\delta_i(h)\|} \left(\frac{\hat{d}_{it}(h') - d_{it}(h')}{\sigma_i \|\delta_i(h')\|} \right) + \frac{1}{T} \sum_{t=1}^T \frac{d_{it}(h')}{\sigma_i \|\delta_i(h')\|} \left(\frac{\hat{d}_{it}(h) - d_{it}(h)}{\sigma_i \|\delta_i(h)\|} \right) \\
& - \left(\frac{1}{T} \sum_{t=1}^T \frac{\hat{d}_{it}(h)}{\sigma_i \|\delta_i(h)\|} \right) \left(\frac{1}{T} \sum_{t=1}^T \frac{\hat{d}_{it}(h')}{\sigma_i \|\delta_i(h')\|} \right) \\
& + \frac{1}{T} \sum_{t=1}^T \frac{d_{it}(h)d_{it}(h')}{\sigma_i^2 \|\delta_i(h)\| \|\delta_i(h')\|} - \frac{\frac{1}{T} \sum_{t=1}^T \mathbb{E}_P [d_{it}(h)d_{it}(h')]}{\sigma_i^2 \|\delta_i(h)\| \|\delta_i(h')\|}
\end{aligned}$$

with (A.14), (A.15), (A.16) and (A.17) yields a constant C such that

$$\begin{aligned}
\sup_{P \in \mathbb{P}} P \left(\max_{1 \leq i \leq N} \left| \frac{\frac{1}{T} \sum_{t=1}^T (\hat{d}_{it}(h) - \bar{d}_{it}(h)) (\hat{d}_{it}(h') - \bar{d}_{it}(h'))}{\sigma_i^2 \|\delta_i(h)\| \|\delta_i(h')\|} - \frac{1}{T} \sum_{t=1}^T \frac{d_{it}(h)d_{it}(h')}{\sigma_i^2 \|\delta_i(h)\| \|\delta_i(h')\|} \right| \right. \\
\left. \geq C \frac{r_{\theta, N}}{\iota_N \wedge \min_{1 \leq i \leq N} \sigma_i} \right) = o(1).
\end{aligned}$$

This implies the first statement of the lemma. The proof of the second statement of the lemma is similar to the proof of Lemma A.14, but replacing all references to Lemma A.5 by a reference to the result in the previous display. \square

Lemma A.17. *Let $\nu(N) \geq 1$ denote a sequence that converge to infinity and let $c_N(\alpha)$ denote the $(1 - \alpha/N)$ -quantile of the t -distribution with $\nu(N)$ degrees of freedom. Suppose that $(\log N)/\nu(N) \rightarrow 0$. For each $\epsilon > 0$ and $0 < \underline{\alpha} < 1$ there is a threshold N_0 such that for $N \geq N_0$*

$$\sup_{\underline{\alpha} \leq \alpha < 1} c_N(\alpha) \leq \sqrt{2(1 + \epsilon) \log(N/\alpha)}.$$

Proof. For notational convenience, write $\nu = \nu(N)$. We prove the bound for $\alpha = \underline{\alpha}$ and write $c_N = c_N(\alpha)$. The uniformity then follows from the monotonicity of the distribution function. Clearly, $c_N \rightarrow \infty$ so we can take $c_N \geq 1$, provided that N is large enough. The density function of the t -distribution with ν degrees of freedom is given by $f_\nu(x) = c(\nu) (1 + x^2/\nu)^{-\frac{\nu+1}{2}}$, where

$$c(\nu) = \frac{\Gamma(\frac{\nu+1}{2})}{\sqrt{\nu\pi}\Gamma(\frac{\nu}{2})} \rightarrow \frac{1}{\sqrt{2\pi}}$$

as $\nu \rightarrow \infty$. It follows that there is a universal constant C such that $c(\nu) \leq C$. We first show that $c_N^2/\nu = O(1)$. The proof is by contradiction. Suppose that $\limsup_{N \rightarrow \infty} c_N^2/\nu = \infty$. Applying Theorem 1 in Soms (1976) with $n = 1$ yields

$$1 - F_\nu(c_N) \leq f_\nu(c_N) \frac{1}{c_N} \left(1 + \frac{c_N^2}{\nu} \right). \tag{A.18}$$

This implies that

$$\frac{\alpha}{N} \leq c(\nu) \left(1 + \frac{c_N^2}{\nu}\right)^{-\frac{\nu+1}{2}} \left(1 + \frac{c_N^2}{\nu}\right) \leq C \left(1 + \frac{c_N^2}{\nu}\right)^{-\frac{\nu-1}{2}}.$$

Taking logs and re-arranging gives

$$\frac{\log(N/\alpha)}{\nu} \geq \frac{1}{2} \frac{\nu-1}{\nu} \left(\log \left(1 + \frac{c_N^2}{\nu}\right) - C \right).$$

The left-hand side of the inequality vanishes under the assumptions of the lemma, whereas a sub-sequence of the right-hand side diverges to infinity. This establishes that the inequality is impossible and therefore $c_N^2/\nu = O(1)$. This implies that there exists a constant b such that

$$1 < b \leq \left(1 + \frac{c_N^2}{\nu}\right)^{\frac{\nu}{c_N^2}} \leq e,$$

so that we can take

$$\left(\left(1 + \frac{c_N^2}{\nu}\right)^{\frac{\nu}{c_N^2}} \right)^{-1} \leq e^{-\frac{\nu}{\nu+1}(1+\epsilon^*/2)^{-1}}$$

for a positive ϵ^* . Then

$$f_\nu(c_N) \leq C \left[\left(1 + \frac{c_N^2}{\nu}\right)^{\frac{\nu}{c_N^2}} \right]^{-\frac{c_N^2}{2} \left[\frac{\nu+1}{\nu}\right]} \leq C \exp \left(-\frac{c_N^2}{2} (1 + \epsilon^*/2)^{-1} \right).$$

Take N large enough that

$$\frac{1}{1 + \epsilon^*/2} - \frac{4 \log c_N}{c_N^2} > \frac{1}{1 + \epsilon^*}.$$

Then, the right-hand side of (A.18) can be bounded by

$$\begin{aligned} C \exp \left(-\frac{c_N^2}{2} (1 + \epsilon^*/2)^{-1} \right) \left(1 + \frac{c_N^2}{\nu}\right) &\leq 2C \exp \left(-\frac{c_N^2}{2} \left((1 + \epsilon^*/2)^{-1} - \frac{4 \log c_N}{c_N^2} \right) \right) \\ &\leq 2C \exp \left(-\frac{c_N^2}{2} (1 + \epsilon^*)^{-1} \right). \end{aligned}$$

Plugging in $1 - F_\nu(c_N) = \alpha/N$ and taking logs gives

$$\begin{aligned} c_N^2 &\leq (1 + \epsilon^*) \log(N/\alpha) + \log(2C) \\ &\leq 2(1 + \epsilon^*) \log(N/\alpha) \left(1 + \frac{1}{2(1 + \epsilon^*)} \frac{\log(2C)}{\log(N/\alpha)} \right). \end{aligned}$$

Hence, there is a constant C such that $c_N^2 \leq C \log(N/\alpha)$. Using this inequality, we can now verify that $c_N^2/\nu \rightarrow 0$ so that

$$\left(1 + \frac{c_N^2}{\nu}\right)^{\frac{\nu}{c_N^2}} \rightarrow e,$$

allowing us to take $\epsilon^* = \epsilon/2$ for sufficiently large N . Taking N large enough that

$$(1 + \epsilon/2) \left(1 + \frac{1}{2(1 + \epsilon/2)} \frac{\log(2C)}{\log(N)}\right) \leq 1 + \epsilon$$

yields $c_N^2 \leq 2(1 + \epsilon) \log(N/\alpha)$. \square

Lemma A.18. *For $\nu \geq 1$, let F_ν and f_ν denote the distribution and density function of a t -distributed random variable with ν degrees of freedom. For $x^2 > 2$*

$$f_\nu(x) < 2x(1 - F_\nu(x)).$$

Proof. Applying Theorem 1 in Soms (1976) with $n = 2$ yields the inequality

$$1 - F_\nu(x) \geq (1 + x^2/\nu) \left(1 - \frac{\nu}{(\nu + 2)x^2}\right) f_\nu(x)/x.$$

Now, $x^2 > 2$ implies

$$1 - F_\nu(x) > \left(1 - \frac{1}{2}\right) f_\nu(x)/x.$$

\square

Lemma A.19. *Let \mathbb{P}_N denote a family of probability measures satisfying Assumptions 1 with parameters satisfying $\|\theta_h\| < M$ for some finite M for any h . Assume $r_{\theta,N} = o(1 \wedge \iota_N)$ and $r_{\theta,N}(\sqrt{T} + \sqrt{\log N})(\iota_N + \min_{1 \leq i \leq N} \sigma_i) = o(1)$. There are constants C and C' such that*

$$\sup_{P \in \mathbb{P}_N} P \left(\max_{1 \leq i \leq N} \left| \frac{1}{T} \sum_{t=1}^T \frac{\hat{d}_{it}^U(g_i^0, h) - d_{it}^U(g_i^0, h)}{s_i^U(h)} \right| \geq C \frac{r_{\theta,N}}{\iota_N + \min_{1 \leq i \leq N} \sigma_i} \right) = o(1). \quad (\text{A.19})$$

$$\sup_{P \in \mathbb{P}_N} P \left(\max_{1 \leq i \leq N} \left| \hat{D}_i^U(g_i^0, h) - \tilde{D}_i^U(g_i^0, h) \right| \geq C' \frac{r_{\theta,N}(\sqrt{T} + \sqrt{\log N})}{\iota_N + \min_{1 \leq i \leq N} \sigma_i} \right) = o(1). \quad (\text{A.20})$$

Proof. Throughout the proof, let C denote a generic constant that does not depend on $P \in \mathbb{P}$. Let $\delta_i(h) = \theta_{g_i^0} - \theta_h$ and $\hat{\delta}_i(h) = \hat{\theta}_{g_i^0} - \hat{\theta}_h$. Note that

$$\|\hat{\delta}_i(h)\|/\|\delta_i(h)\| \leq 1 + \frac{\|\hat{\delta}_i(h) - \delta_i(h)\|}{\|\delta_i(h)\|}$$

is bounded by the fact that $r_{\theta,N} = o(1 \wedge \iota_N)$.

We observe

$$\begin{aligned} \hat{d}_{it}^U(h) - d_{it}^U(h) &= \frac{1}{2} \left((y_{it} - w'_{it}\hat{\theta}^w - x'_{it}\hat{\theta}_{g_i^0})^2 - (y_{it} - w'_{it}\hat{\theta}^w - x'_{it}\hat{\theta}_h)^2 \right) \\ &\quad - \frac{1}{2} \left((y_{it} - w'_{it}\theta^w - x'_{it}\theta_{g_i^0})^2 - (y_{it} - w'_{it}\theta^w - x'_{it}\theta_h)^2 \right) \\ &= -u_{it}x'_{it}(\hat{\delta}_i(h) - \delta_i(h)) + w'_{it}(\hat{\theta}^w - \theta^w)x'_{it}\hat{\delta}_i(h) + x'_{it}\hat{\delta}_i(h)x'_{it}(\hat{\theta}_{g_i^0} - \theta_{g_i^0}) \\ &\quad - \frac{1}{2}(x'_{it}\hat{\delta}_i(h))^2 + \frac{1}{2}(x'_{it}\delta_i(h))^2. \end{aligned}$$

Thus, we have, with probability at least $1 - a_{\theta,N}$,

$$\left| \frac{\hat{d}_{it}^U(h) - d_{it}^U(h)}{\sigma_i \|\delta_i(h)\|} \right| \leq C \left(\frac{\|x_{it}\|^2 + \|x_{it}\| \|w_{it}\|}{\min_{1 \leq i \leq N} \sigma_i} + \frac{|v_{it}| \|x_{it}\|}{\iota_N} \right) r_{\theta,N}, \quad (\text{A.21})$$

$$\left(\frac{\hat{d}_{it}^U(h) - d_{it}^U(h)}{\sigma_i \|\delta_i(h)\|} \right)^2 \leq C \left(\frac{\|x_{it}\|^4 + \|x_{it}\|^2 \|w_{it}\|^2}{\min_{1 \leq i \leq N} \sigma_i^2} + \frac{|v_{it}|^2 \|x_{it}\|^2}{\iota_N^2} \right) r_{\theta,N}^2 \quad (\text{A.22})$$

and

$$\begin{aligned} \left| \frac{d_{it}^U(h)}{\sigma_i \|\delta_i(h)\|} \left(\frac{\hat{d}_{it}^U(h) - d_{it}^U(h)}{\sigma_i \|\delta_i(h)\|} \right) \right| &\leq C \left(\frac{\|x_{it}\|^4 + |v_i| \|x_{it}\|^3 + |v_i| \|x_{it}\|^2 \|w_{it}\| + \|x_{it}\|^3 \|w_{it}\|}{\min_{1 \leq i \leq N} \sigma_i} \right. \\ &\quad \left. + \frac{|v_i|^2 \|x_{it}\|^2 + |v_i| \|x_{it}\|^3}{\iota_N} \right) r_{\theta,N}, \end{aligned} \quad (\text{A.23})$$

where (A.23) also rely on the compactness assumption in the theorem.

Combining (A.22), Lemmas A.12 and A.15, the fact that $s_i^U(h) = \sigma_i \|\delta_i(h)\| \mathbb{E} \|x_{it}\| + \mathbb{E}(\|x_{it}\|^2) \|\delta_i(h)\|^2 \geq C \sigma_i \|\delta_i(h)\|$ yields (A.19).

Let

$$\hat{s}_i^U(h)^2 = \frac{1}{T} \sum_{t=1}^T \left(\hat{d}_{it}^U(h) - \bar{d}_{it}^U(h) \right)^2, \quad \tilde{s}_i^U(h)^2 = \frac{1}{T} \sum_{t=1}^T \left(d_{it}^U(h) - \bar{d}_{it}^U(h) \right)^2$$

We observe that

$$\begin{aligned} \frac{\hat{s}_i^U(h)^2 - \tilde{s}_i^U(h)^2}{\sigma_i^2 \|\delta_i(h)\|^2} &= \frac{1}{T} \sum_{t=1}^T \left(\frac{\hat{d}_{it}^U(h) - d_{it}^U(h)}{\sigma_i \|\delta_i(h)\|} \right)^2 + 2 \frac{1}{T} \sum_{t=1}^T \frac{d_{it}^U(h)}{\sigma_i \|\delta_i(h)\|} \frac{(\hat{d}_{it}^U(h) - d_{it}^U(h))}{\sigma_i \|\delta_i(h)\|} \\ &\quad - T \left(\frac{1}{T} \sum_{t=1}^T \frac{\hat{d}_{it}^U(h) - d_{it}^U(h)}{\sigma_i \|\delta_i(h)\|} \right) \left(\frac{1}{T} \sum_{t=1}^T \frac{\hat{d}_{it}^U(h) - d_{it}^U(h)}{\sigma_i \|\delta_i(h)\|} + \frac{2}{T} \sum_{t=1}^T \frac{d_{it}^U(h)}{\sigma_i \|\delta_i(h)\|} \right). \end{aligned}$$

Note that

$$\left| \frac{1}{T} \sum_{t=1}^T \frac{d_{it}^U(h)}{\sigma_i \|\delta_i(h)\|} \right| \leq \left\| \frac{1}{T} \sum_{t=1}^T v_{it} x_{it} \right\| + \|\delta_i(h)\| \frac{1}{T} \sum_{t=1}^T \|x_{it}\|^2$$

By Lemmas A.12 and A.15, and the compactness condition, we have

$$\sup_{P \in \mathbb{P}} P \left(\max_{1 \leq i \leq N} \left| \frac{1}{T} \sum_{t=1}^T \frac{d_{it}^U(h)}{\sigma_i \|\delta_i(h)\|} \right| \geq C(1 + T^{-1/2} \sqrt{\log N}) \right) = o(1), \quad (\text{A.24})$$

Combining Lemma A.15, (A.21), (A.22), (A.23), and (A.24) yields

$$\sup_{P \in \mathbb{P}} \left(\max_{1 \leq i \leq N} \left| \frac{\hat{s}_i^U(h)^2 - \tilde{s}_i^U(h)^2}{\sigma_i^2 \|\delta_i(h)\|^2} \right| \geq C \frac{r_{\theta, N}}{\iota_N \wedge \min_{1 \leq i \leq N} \sigma_i} \right) = o(1). \quad (\text{A.25})$$

Observing that $s_i^U(h) > s_i(h)$ which holds under the $E(u_{it} x_{itk_1} x_{itk_2} x_{itk_3}) = 0$, $\sigma_i \|\delta_i(h)\| / s_i^U(h)$ is bounded away from infinity by Assumption 1.4. This in turn implies that $\sigma_i \|\delta_i(h)\| / \tilde{s}_i^U(h)$ is bounded away from infinity. We thus have

$$\sup_{P \in \mathbb{P}} \left(\max_{1 \leq i \leq N} \left| \frac{\hat{s}_i^U(h)}{\tilde{s}_i^U(h)} - 1 \right| \geq C \left(\frac{r_{\theta, N}}{\iota_N \wedge \min_{1 \leq i \leq N} \sigma_i} \right) \right) = o(1). \quad (\text{A.26})$$

Lastly, we consider

$$\hat{D}_i^U(h) - \tilde{D}_i^U(h) = \left(\frac{\hat{s}_i^U(h)}{\tilde{s}_i^U(h)} - 1 \right) D_i(h) + \frac{\frac{1}{\sqrt{T}} \sum_{t=1}^T (\hat{d}_{it}^U(h) - d_{it}^U(h)) / (\sigma_i \|\delta_i(h)\|)}{\hat{s}_i^U(h) / (\sigma_i \|\delta_i(h)\|)} = J_1^U + J_2^U.$$

We bound J_1 by writing

$$\begin{aligned} & \left| \left(\frac{\hat{s}_i^U(h)}{\tilde{s}_i^U(h)} - 1 \right) \tilde{D}_i(h) \right| \\ &= \left| \frac{\hat{s}_i^U(h)}{\tilde{s}_i^U(h)} \left(1 - \frac{\hat{s}_i^U(h)}{\tilde{s}_i^U(h)} \right) \frac{\frac{1}{T} \sum_{t=1}^T d_{it}^U(h) / (\sigma_i \|\delta_i(h)\|)}{\tilde{s}_i^U(h) / (\sigma_i \|\delta_i(h)\|)} \right| \\ &\leq \frac{\hat{s}_i^U(h)}{\tilde{s}_i^U(h)} \left| 1 - \frac{\hat{s}_i^U(h)}{\tilde{s}_i^U(h)} \right| \left(\left\| \frac{1}{\sqrt{T}} \sum_{t=1}^T v_{it} x_{it} \right\| + \frac{1}{\sigma_i \sqrt{T}} \sum_{t=1}^T \|x_{it}\|^2 \|\delta_i(h)\| \right) \left(\frac{\tilde{s}_i^U(h)}{\sigma_i \|\delta_i(h)\|} \right)^{-1} \end{aligned}$$

and applying Lemma A.15 to bound $\|T^{-1/2} \sum_{t=1}^T v_{it} x_{it}\|$, (A.26) to bound $|1 - \hat{s}_i(h) / \tilde{s}_i(h)|$, the discussion above (A.26) for a lower bound on $\tilde{s}_i^U(h) / (\sigma_i \|\delta_i(h)\|)$ and

$$\frac{\hat{s}_i^U(h)}{\tilde{s}_i^U(h)} \geq 1 - \left| \frac{\hat{s}_i^U(h)}{\tilde{s}_i^U(h)} - 1 \right|$$

in conjunction with (A.26) to derive a lower bound on $\hat{s}_i^U(h) / \tilde{s}_i^U(h)$. To bound J_2^U , we

derive a lower bound on its denominator from

$$\frac{\hat{s}_i^U(h)}{\sigma_i \|\delta_i(h)\|} = \frac{\tilde{s}_i^U(h)}{\sigma_i \|\delta_i(h)\|} \left\{ \left(\frac{\hat{s}_i^U(h)}{\tilde{s}_i^U(h)} - 1 \right) + 1 \right\}$$

in conjunction with (A.26) and the lower bound on $\tilde{s}_i^U(h)/(\sigma_i \|\delta_i(h)\|)$ discussed above. The numerator in J_2^U is bounded by the argument used to prove (A.19). The bounds on J_1^U and J_2^U yield (A.20) □

B. Additional results for empirical application

B.1. One-step confidence set

State	\hat{g}_i	baseline			SNS		
		p-val \hat{g}_i	card	CS	p-val \hat{g}_i	card	CS
Alabama	1	0.000	1	1	0.000	1	1
Alaska	3	1.000	3	2, 3, 4	1.000	3	2, 3, 4
Arizona	3	1.000	3	2, 3, 4	1.000	3	2, 3, 4
Arkansas	2	0.027	1	2	0.041	1	2
California	3	0.000	1	3	0.000	1	3
Colorado	4	0.893	2	3, 4	1.000	2	3, 4
Connecticut	3	0.631	2	2, 3	0.715	2	2, 3
Delaware	2	1.000	2	2, 3	1.000	2	2, 3
D.C.	2	1.000	4	1, 2, 3, 4	1.000	4	1, 2, 3, 4
Florida	4	0.049	1	4	0.074	2	3, 4
Georgia	1	0.000	1	1	0.000	1	1
Hawaii	2	1.000	4	1, 2, 3, 4	1.000	4	1, 2, 3, 4
Idaho	3	0.664	2	3, 4	0.852	2	3, 4
Illinois	3	0.003	1	3	0.004	1	3
Indiana	3	0.024	1	3	0.038	1	3
Iowa	4	0.000	1	4	0.000	1	4
Kansas	4	0.010	1	4	0.015	1	4
Kentucky	3	0.093	2	3, 4	0.151	3	2, 3, 4
Louisiana	1	0.000	1	1	0.000	1	1
Maine	2	0.015	1	2	0.023	1	2
Maryland	2	0.000	1	2	0.000	1	2
Massachusetts	2	1.000	2	2, 3	1.000	2	2, 3
Michigan	2	0.001	1	2	0.001	1	2
Minnesota	2	0.000	1	2	0.000	1	2
Mississippi	1	0.001	1	1	0.001	1	1
Missouri	2	0.002	1	2	0.003	1	2
Montana	3	1.000	3	2, 3, 4	1.000	3	2, 3, 4
Nebraska	4	1.000	3	2, 3, 4	1.000	3	2, 3, 4
Nevada	2	1.000	4	1, 2, 3, 4	1.000	4	1, 2, 3, 4
New Hampshire	3	0.080	2	3, 4	0.130	2	3, 4
New Jersey	2	1.000	2	2, 3	1.000	2	2, 3
New Mexico	3	0.094	3	2, 3, 4	0.121	3	2, 3, 4
New York	2	0.000	1	2	0.000	1	2
North Carolina	2	0.000	1	2	0.000	1	2
North Dakota	4	0.010	1	4	0.015	1	4
Ohio	1	0.000	1	1	0.000	1	1
Oklahoma	3	0.168	2	2, 3	0.207	2	2, 3
Oregon	4	0.000	1	4	0.000	1	4
Pennsylvania	3	0.021	1	3	0.030	1	3
Rhode Island	2	0.000	1	2	0.001	1	2
South Carolina	1	0.000	1	1	0.000	1	1
South Dakota	4	1.000	3	2, 3, 4	1.000	3	2, 3, 4
Tennessee	2	0.000	1	2	0.000	1	2
Texas	1	0.000	1	1	0.000	1	1
Utah	4	1.000	2	3, 4	1.000	2	3, 4
Vermont	4	0.000	1	4	0.000	1	4
Virginia	2	1.000	2	2, 3	1.000	2	2, 3
Washington	4	0.000	1	4	0.000	1	4
West Virginia	3	0.014	1	3	0.041	1	3
Wisconsin	3	0.392	2	2, 3	0.455	2	2, 3
Wyoming	3	1.000	3	2, 3, 4	1.000	3	2, 3, 4

Table B.1: Marginal confidence set at level $1 - \alpha = 0.95$. “p-val \hat{g}_i ” is the p-value for the significance of the estimated group membership. “CS cardinality” is the cardinality of the marginal confidence set for the state. “CS” is the marginal confidence set. “Baseline” refers to the procedure with critical values defined in Section 3.4. “SNS” refers to the procedure with critical values defined in Section 5.1.

B.2. Two-step confidence set assuming no serial correlation

Under the assumption of no serial correlation, we can use the non-HAC variance estimator from Section 5.2 in the main paper and eliminate nine units in the first step.

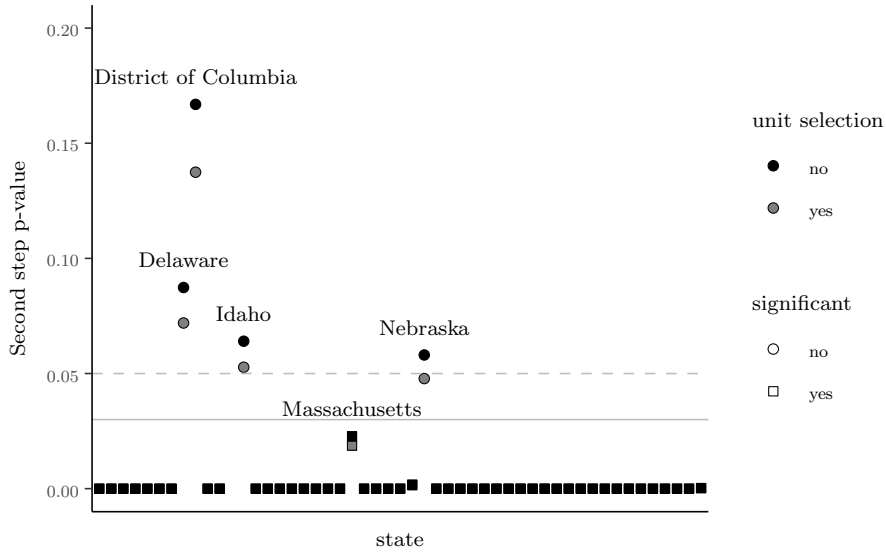


Table B.2: Two-step procedure assuming no serial correlation. Second-step p -values for the significance of the estimated group memberships with and without unit selection ($\alpha = 0.05$, $\beta = 0.01$). The dashed horizontal line indicates the threshold for significance without unit selection. The solid horizontal line indicates the threshold for significance with unit selection.

As illustrated in Figure B.2, the elimination at the first stage decreases the second-step p -values since the Bonferroni adjustment is over a smaller number of simultaneous tests. On the other hand, turning on unit selection lowers the threshold p -value at which we can conclude significance from $\alpha = 0.05$ to $\alpha - 2\beta = 0.03$. In this example, the two-step procedure reduces p -values in the second step but does not produce a smaller confidence set.

C. Additional simulation results

C.1. Choice of the regularization sequence ϵ_N

C.1.1. Benchmark simulation designs from Section 7

For our simulation results in Section 7 in the main text, we set the regularization sequence ϵ_N equal to the constant sequence $\epsilon_N = 0.01$. In this appendix, we investigate the robustness of our simulation results to this choice of regularization sequence.

The simulation design is identical to the specification simulated in Section 7. For all simulation results presented in this section, we estimate the group-specific model parameters by the *kmeans* estimator and use the HAC-type estimator of the long-run variance with data-driven bandwidth. Simulation results are based on 500 replications.

We first consider constant sequences $\epsilon_N = 0, 0.01, 0.05$. Here, $\epsilon_N = 0.01$ is the value used in the simulations in the main text, and $\epsilon_N = 0$ turns off the regularization of the variance matrix. Table C.1 reports the simulation results.

ρ	N	T	coverage			average cardinality		
			$\epsilon = 0$	$\epsilon = 0.01$	$\epsilon = 0.05$	$\epsilon = 0$	$\epsilon = 0.01$	$\epsilon = 0.05$
0.0	50	60	0.92	0.92	0.93	1.94	1.97	2.00
		120	1.00	1.00	1.00	1.14	1.16	1.18
	100	60	0.95	0.95	0.95	2.10	2.13	2.19
		120	0.99	1.00	1.00	1.19	1.21	1.26
	200	60	0.97	0.96	0.95	2.28	2.30	2.37
		120	1.00	0.98	0.99	1.27	1.28	1.34
0.5	50	60	0.69	0.69	0.66	3.39	3.42	3.49
		120	0.98	0.98	0.98	3.67	3.72	3.78
	100	60	0.67	0.69	0.73	3.60	3.62	3.66
		120	0.97	0.98	0.97	3.83	3.84	3.85
	200	60	0.68	0.70	0.68	3.73	3.74	3.76
		120	0.97	0.97	0.98	3.86	3.87	3.87

Table C.1: Simulation results for $\epsilon_N = 0, 0.01, 0.05$. Nominal level $1 - \alpha = 0.95$. “coverage” is the empirical coverage probability of the joint confidence set. “cardinality” is the expected average (over all units) cardinality of the marginal unit-wise confidence sets.

The results are not very sensitive to the choice of ϵ_N . Notably, the performance of our method is not affected substantially by turning off regularization completely (i.e., choosing $\epsilon_N = 0$). In the next section, we show that regularization plays a greater, though still limited, role in an alternative design that is tailored to make regularization relevant.

We also simulate vanishing sequences $\epsilon_N = \log^{-2} N, \log^{-3/2} N$. These sequences satisfy the rate condition imposed in Theorem 2. Table C.2 reports the simulation results.

ρ	N	T	ϵ		coverage		average cardinality	
			$\epsilon = \log^{-2} N$	$\epsilon = \log^{-3/2} N$	$\epsilon = \log^{-2} N$	$\epsilon = \log^{-3/2} N$	$\epsilon = \log^{-2} N$	$\epsilon = \log^{-3/2} N$
0.0	50	60	0.07	0.13	0.92	0.93	2.03	2.04
		120	0.07	0.13	1.00	0.99	1.19	1.18
	100	60	0.05	0.10	0.96	0.96	2.19	2.25
		120	0.05	0.10	1.00	1.00	1.24	1.26
	200	60	0.04	0.08	0.95	0.97	2.37	2.44
		120	0.04	0.08	1.00	1.00	1.34	1.35
0.5	50	60	0.07	0.13	0.72	0.74	3.49	3.53
		120	0.07	0.13	0.98	0.97	3.79	3.80
	100	60	0.05	0.10	0.75	0.71	3.67	3.68
		120	0.05	0.10	0.99	0.98	3.85	3.86
	200	60	0.04	0.08	0.67	0.68	3.75	3.77
		120	0.04	0.08	0.98	0.98	3.87	3.87

Table C.2: Simulation results for $\epsilon_N = \log^{-2} N, \log^{-3/2} N$. Nominal level $1 - \alpha = 0.95$. “coverage” is the empirical coverage probability of the joint confidence set. “cardinality” is the expected average (over all units) cardinality of the marginal unit-wise confidence sets.

Again, we find that the simulation results are not sensitive to the choice of regularization sequence.

C.1.2. A design where regularization matters

In our benchmark designs, the choice of regularization parameter hardly affects the performance of our procedure, raising the question whether regularization is indeed necessary. It seems possible that regularization may be a purely technical device to facilitate the mathematical proof of the validity of our procedure, but that it may not have any practical relevance.

We address this concern by presenting an alternative simulation design where regularization affects the finite-sample performance of our procedure.

The design is very stylized and exhibits close-to-perfect correlations among the moment inequalities. For such correlations, our comparison bound relies on regularization to bound the estimation error in the critical values (see proof of Lemma A.3).

Similar to the simulation designs in Section 7, the data generating process is given by

$$\widetilde{\mathbf{l}}\mathbf{emp}_{it} = \theta_{g_i^0,1} \widetilde{\mathbf{l}}\mathbf{mw}_{it} + \theta_{g_i^0,2} \widetilde{\mathbf{l}}\mathbf{pop}_{it} + \theta_{g_i^0,3} \widetilde{\mathbf{l}}\mathbf{emp}_{it}^{\text{TOT}} + \sigma_i v_{it}$$

for $i = 1, \dots, N$ and $t = 1, \dots, T$. We simplify the generating process of the covariates and obtain $x_{it} = (\widetilde{\mathbf{l}}\mathbf{mw}_{it}, \widetilde{\mathbf{l}}\mathbf{pop}_{it}, \widetilde{\mathbf{l}}\mathbf{emp}_{it}^{\text{TOT}})$ by sampling independently three times from the empirical distribution of $\mathbf{l}\mathbf{mw}_{it}$ observed in the data for our application. This guarantees that the components of x_{it} have identical and independent marginal distributions which makes it easier to parameterize the correlation structure of the moment inequalities with the parameter κ below.

For group $g = 1$, we set the group-specific coefficient $\theta_1 = (\theta_{1,1}, \theta_{1,2}, \theta_{1,3})$ equal to $(0.5, 0.5, 0.5)$. For the remaining groups, the coefficients are a convex combination of a design with parallel groups and a design with orthogonal groups. For $g = 2, 3, 4$, the

coefficients with parallel groups are $\theta_g^{\text{parallel}} = c_g \theta_1$, with $c_2 = 0.7$, $c_3 = 0.4$ and $c_4 = 0.1$. The coefficients with orthogonal groups are $\theta_2^{\text{orthogonal}} = (0.5, 0, 0)$, $\theta_3^{\text{orthogonal}} = (0, 0.5, 0)$, $\theta_4^{\text{orthogonal}} = (0, 0, 0.5)$. For $g = 2, 3, 4$, the group-specific coefficients are given by the convex combination $\theta_g = (1 - \kappa)\theta_g^{\text{parallel}} + \kappa\theta_g^{\text{orthogonal}}$, where $\kappa = 0, 0.05, 0.1, 0.2$. For $\kappa = 0$, groups are parallel, and all off-diagonal entries of the population correlation matrix $\Omega_i(g)$ are perfect correlations. For $\kappa = 1$, groups are orthogonal, and the matrix $\Omega_i(g)$ is diagonal.

As in the designs in Section 7, each unit i is assigned to one of the four groups with equal probability and exhibits a random heteroscedasticity parameter $\sigma_i = 0.1 \times \chi^2(4)/4$, where $\chi^2(df)$ is a random draw from a χ^2 -distribution with df degrees of freedom.

To establish a conjecture about the role of regularization in this design, we briefly review where regularization enters our theoretical arguments. Regularization is part of our strategy to control estimation errors in the critical values. This estimation error comes from the fact that the group-specific critical values are estimated from data. It is, therefore, a greater concern in small panels (T and N small) than in large panels (T or N large). Consider a positive off-diagonal entry in $\Omega_i(g_i^0)$. From the proof of Lemma A.3, it is apparent that estimation error is easily controlled if the entry is bounded away from unity. We apply an argument that relies on our regularization scheme to control estimation error if the entry is close to unity. In summary, regularization is expected to be relevant if T and/or N are small and κ is small.

κ	N	T	coverage				average cardinality			
			MVT			SNS	MVT			SNS
			$\epsilon = 0$	$\epsilon = 0.01$	$\epsilon = 0.05$		$\epsilon = 0$	$\epsilon = 0.01$	$\epsilon = 0.05$	
0.0	50	60	0.82	0.80	0.84	0.86	2.19	2.18	2.22	2.30
		120	0.91	0.94	0.94	0.95	1.66	1.65	1.69	1.74
	100	60	0.92	0.91	0.93	0.95	2.32	2.32	2.36	2.47
		120	0.93	0.96	0.95	0.96	1.72	1.73	1.77	1.83
0.1	50	60	0.69	0.74	0.73	0.75	2.32	2.32	2.35	2.42
		120	0.86	0.87	0.89	0.91	1.80	1.79	1.80	1.85
	100	60	0.84	0.82	0.85	0.87	2.46	2.46	2.50	2.58
		120	0.93	0.92	0.92	0.95	1.87	1.87	1.89	1.95
0.2	50	60	0.65	0.62	0.66	0.68	2.42	2.42	2.43	2.50
		120	0.87	0.86	0.85	0.88	1.88	1.90	1.89	1.93
	100	60	0.78	0.78	0.76	0.81	2.59	2.60	2.59	2.67
		120	0.91	0.90	0.91	0.94	1.99	1.98	1.99	2.03

Table C.3: Simulation results for a stylized design with strongly correlated moment inequalities. Nominal level $1 - \alpha = 0.95$. “coverage” is the empirical coverage probability of the joint confidence set. “cardinality” is the expected average (over all units) cardinality of the marginal unit-wise confidence sets. MVT = use MVT critical values. SNS = use SNS critical values.

This conjecture is confirmed by the simulation results in Table C.3 For $\kappa = 0, 0.1$, regularization improves size control in the designs with small samples. In particular, we see improvements if $N = 50$. For $\kappa = 0.2$, regularization leads to slightly worse size control. We interpret this as a sign that for $\kappa = 0.2$, the cost of regularization in

terms of a biased variance estimator is not outweighed by the benefit of guarding against underestimating close-to-perfect positive correlations.

Simulation designs that investigate the role of regularization are by necessity designs with substantial sampling error in the the group-specific coefficients. Without sampling error, there is no uncertainty about the critical values and regularization is not needed. The overall noisiness that makes the designs presented here informative about regularization also affects the performance of our procedure directly, leading to a confidence set that is underpowered independently of imprecisely estimated critical values. This can be seen by comparing the performance of the regularized procedure with MVT critical values to the procedure with data-independent SNS critical values. The coverage under SNS critical values provides an upper bound on the coverage that can be achieved by eliminating estimation error in the critical values, i.e., an upper bound on what better regularization can achieve. This has to be considered when interpreting the improvements in size control from regularization. For example, for $\kappa = 0.1$, $N = 50$, and $T = 60$, regularization improves the size by about five percentage points, bringing the size within a percentage point of the size under SNS critical values.

The simulation results offer some evidence that the theoretical considerations that motivate our regularization approach have practical relevance. This suggests that it may not be possible to rigorously justify a version of our procedure that does not use regularization. On the other hand, even in this highly stylized design, gains from regularization are limited. From a practical perspective, correct regularization may not be a key concern.

C.2. Testing the estimated group membership \hat{g}_i

In the definition of $\hat{C}_{\alpha, N, i}$, we explicitly add \hat{g}_i to the confidence set. Not doing this changes the marginal confidence set of unit i only if \hat{g}_i is not already included anyway, i.e., if

$$\hat{T}_i(\hat{g}_i) > \hat{c}_{\alpha, N, i}(\hat{g}_i). \quad (\text{C.27})$$

We simulate the finite sample probability of this happening in our simulation designs from Section 7 in the main text. The simulation results are summarized in the following table.

ρ	σ	N	T	coverage	cardinality	\hat{g}_i not rej
0.0	0.1	50	60	0.99	1.60	0.99
			120	1.00	1.07	0.99
		100	60	0.99	1.76	1.00
			120	1.00	1.12	1.00
		200	60	0.99	1.95	1.00
			120	1.00	1.17	1.00
	0.2	50	60	0.92	1.97	0.99
			120	1.00	1.16	0.99
		100	60	0.95	2.13	0.99
			120	1.00	1.21	1.00
		200	60	0.96	2.30	1.00
			120	0.98	1.28	1.00
0.5	0.1	50	60	0.87	3.35	0.99
			120	0.99	3.71	1.00
		100	60	0.86	3.52	1.00
			120	0.99	3.80	1.00
		200	60	0.82	3.67	1.00
			120	1.00	3.84	1.00
	0.2	50	60	0.69	3.42	0.99
			120	0.98	3.72	1.00
		100	60	0.69	3.62	0.99
			120	0.98	3.84	1.00
		200	60	0.70	3.74	1.00
			120	0.97	3.87	1.00

Table C.4: Simulated probability of the event (C.27).

In Table C.4, the column “ \hat{g}_i not rej” gives the simulated probability of our group membership not rejecting the estimated group membership (i.e., one minus the probability of the event defined in equation (C.27)). We find that our test for group membership does not reject the estimated group membership with probability close to, but not equal to, one.

C.3. Two-step procedure

In this appendix, we report simulation results regarding the finite-sample performance of our two-step procedure.

We simulate a design with independent time periods. Like our main design in Section 7 in the main text, the design studied here builds on the model estimated in Section 6 in the main text. A unit i corresponds to a US state and the “time periods” are given by observations of different counties in different quarters. The panel model is specified as in equation (12) in the main text, with coefficients equal to the estimate coefficients in Table 1 in the main text. The joint distribution of the regressors $\widetilde{\text{lmw}}_{it}$, $\widetilde{\text{lpop}}_{it}$ and $\widetilde{\text{lemp}}_{it}^{\text{TOT}}$ is defined from the data used in our empirical application. In particular, $\widetilde{\text{lmw}}_{it}$, $\widetilde{\text{lpop}}_{it}$ and $\widetilde{\text{lemp}}_{it}^{\text{TOT}}$ are sampled from the pooled empirical distribution of the respective fixed-effect transformations of $\log(\text{mw}_{it})$, $\log(\text{pop}_{it})$ and $\log(\text{emp}_{it}^{\text{TOT}})$. The error component v_{it} is a standard normal noise term.

We set the distribution of heteroscedasticity and group membership, i.e., to the joint distribution of (σ_i, T_i, g_i^0) so that the simulation results reveal different aspects of the performances of the two-step procedure. We note that the two-step procedure is sensitive

to this distribution. We determine it from the data by mapping each simulated unit i to one of the $N = 51$ units from our empirical application. We set σ_i equal to m_σ times the standard deviation of the empirical residuals for unit i , g_i^0 equal to the estimated group membership of i and T_i equal to the number of observed “time periods” for unit i (i.e. counties times quarters). The parameter $m_\sigma = 1/4, 1, 4$ shifts the global level of uncertainty.

The other parameters for the simulations are set as follows. The nominal level of the simulated joint confidence set is $1 - \alpha = 0.95$. We simulate different values of the first-step parameter $\beta = \alpha/5, \alpha/10 = 0.01, 0.005$. The regularization sequence is specified as $\epsilon_N = 0.01$. We simulate the confidence set using our benchmark critical values defined in Section 3.4 of the main text (labelled MVT = multi-variate t -distribution), as well as the SNS critical values defined in Section 5.1 of the main text (labelled SNS).

m_σ	α/β	success		failure		card with sel		card without sel		\hat{N}	coverage
		insignif	signif	insignif	signif	insignif	signif	insignif	signif		
MVT											
0.25	10	0.55	0	0.00	0.00	1.48	1.00	2.01	1	10.06	1.00
	5	0.48	0	0.00	0.00	1.55	1.00	2.01	1	9.29	1.00
1.00	10	0.13	0	0.00	0.00	2.15	1.00	2.21	1	33.73	0.99
	5	0.00	0	0.01	0.03	2.22	1.00	2.21	1	32.35	1.00
4.00	10	0.00	0	0.50	0.45	2.75	1.02	2.72	1	50.95	0.96
	5	0.00	0	0.80	0.77	2.79	1.05	2.72	1	50.90	0.97
SNS											
0.25	10	0.53	0	0.00	0.00	1.51	1.00	2.00	1	10.04	1.00
	5	0.46	0	0.00	0.00	1.58	1.00	2.00	1	9.32	1.00
1.00	10	0.13	0	0.00	0.00	2.21	1.00	2.27	1	33.73	1.00
	5	0.00	0	0.01	0.04	2.27	1.00	2.27	1	32.42	1.00
4.00	10	0.00	0	0.52	0.44	2.78	1.02	2.75	1	50.95	0.98
	5	0.00	0	0.81	0.73	2.82	1.05	2.75	1	50.92	0.98

Table C.5: Simulation results for the two-step procedures (unit selection).

The simulation results are based on 1000 replications and reported in Table C.5. The columns labeled “insignif” give averages over units that are insignificant under no unit-selection. Columns labeled “signif” give averages over units that are significant under no unit-selection. A unit is labeled as a “success” (“failure”) if its marginal confidence set is strictly smaller (strictly larger) under unit-selection than under no unit-selection. The columns labelled “card with sel” (“card without sel”) give the cardinality of unit-wise marginal confidence sets if unit-selection is turned on (turned off). The column labeled \hat{N} gives the simulated expected number of units that survive unit selection ($N = 51$). “Coverage” gives the simulated joint coverage probability of the two-step joint confidence set (nominal level $1 - \alpha = 0.95$).

In all designs, unit selection produces a valid joint confidence set that covers the true group structure at the prescribed nominal level.

Unit selection aims to tighten the marginal confidence sets for units for which estimated group memberships are insignificant under a one-step procedure. Among such units, the expected proportion of units for which a two-step procedure tightens the marginal confidence set varies across the different designs. In the design with low er-

ror variances ($m_\sigma = 0.25$), this proportion ranges between 46% and 55%. This means that the two-step procedure improves the marginal confidence sets for roughly half of the units for which they can be improved. In the design with medium error variances ($m_\sigma = 1$), this proportion lies between 0% and 13%. In the design with high error variances ($m_\sigma = 4$), there are no improvements. This illustrates that the two-step procedures can only be successful if the overall uncertainty is low but unequally distributed across units. If overall uncertainty is high, then the first step cannot deselect units, and hence the second-step confidence sets cannot be tightened.

The two-step procedures can cause the confidence set to become wider if insufficiently many units are eliminated in the first step. This happens in the designs with high error variance ($m_\sigma = 4$): hardly any units are eliminated in the first step and the size of the marginal confidence sets increases both for units with significant and units with insignificant group membership estimates under the one-step procedure.

Using MVT instead of SNS critical values increases the power of our two-step procedure. In our designs, both choices of critical values select a similar number of units for the second step. Therefore, the power gain from using MVT critical values is almost entirely due to more efficient testing in the second step.

D. Weak group separation

D.1. Introduction

In this appendix, we consider grouped panel models in which groups are only weakly separated. By weak separation, we mean that groups are distinct but very similar to each other. We formalize this notion using an approach inspired by the local alternatives in asymptotic testing theory. In particular, we let the distance between groups shrink to zero at a fixed rate.

We offer new theoretical results on the rate of consistency of the *kmeans* estimator under weak separation. In particular, we give conditions under which the estimated group-specific coefficients converge at the parametric \sqrt{NT} -rate if the distance between groups shrinks at a rate slower than $T^{-1/2}$. We then use this result to derive conditions under which our confidence set is valid under weak group separation.

In addition to the theoretical analysis, we provide simulation studies to investigate the finite sample behavior of the *kmeans* estimator and our joint confidence set under weak separation and to verify our theoretical predictions.

This appendix is structured as follows. In Section D.2 we discuss existing results on *kmeans* estimation in a setting where groups are not separated at all. We then turn to our analysis of the *kmeans* estimation under weak separation. In Section D.3, we present asymptotic results. In Section D.4, we present simulation evidence. Proofs are given in Section D.5.

D.2. No group separation

We first discuss *kmeans* estimation under no group separation. By “no group separation” we mean that there are at least two groups with identical coefficients. This corresponds to over-specification of the number of groups. Bonhomme and Manresa (2015) study this setting in their supplemental appendix. In this setting, the estimators of the group-specific coefficient converge at most at the rate of $T^{-1/2}$. As discussed in the main text of this paper, this rate is too slow to satisfy our conditions for the validity of the joint confidence set.

We consider a simple mean shift model where we observe y_{it} , for $i = 1, \dots, N$ and $t = 1, \dots, T$. The parameter of interest is the mean of y_{it} . We assume that there is a latent group structure with G groups and that the mean of y_{it} may depend on unit i 's group membership. Suppose that there is only one distinct group, i.e., all units have the same mean, but we incorrectly set the number of groups to two. Specifically, the estimated model is

$$y_{it} = \alpha_{g_i} + v_{it},$$

where $g_i = 1, 2$ and v_{it} is assumed to be $i.i.d.N(0, \sigma^2)$. Let $\hat{\alpha}_1$ and $\hat{\alpha}_2$ be the estimators of α_1 and α_2 , respectively, by the *kmeans* method. By relabelling if necessary, we impose $\hat{\alpha}_1 \geq \hat{\alpha}_2$. The true model is homogeneous such that $\alpha = \alpha_1 = \alpha_2$.

Proposition S.2 of Bonhomme and Manresa (2015) (supplemental appendix) states that, as $N \rightarrow \infty$ with T fixed, it holds that

$$\hat{\alpha}_1 \rightarrow \alpha + \sqrt{\frac{2}{\pi T}}, \quad \hat{\alpha}_2 \rightarrow \alpha - \sqrt{\frac{2}{\pi T}}.$$

We note that the model considered in Proposition S.2 of Bonhomme and Manresa (2015) includes regressors with common coefficients, but its presence does not affect the probability limits of $\hat{\alpha}_1$ and $\hat{\alpha}_2$.

The above result indicates that, even we take $T \rightarrow \infty$ in addition to $N \rightarrow \infty$, the convergence rates of $\hat{\alpha}_1$ and $\hat{\alpha}_2$ are at most of order $T^{-1/2}$. In particular, the probability that $P(|\hat{\alpha}_g - \alpha| > CT^{-1/2})$ for fixed C does not converge to 0.

D.3. Asymptotic analysis

We now turn to the setting of weak group separation, where groups are distinct but very similar. The discussion given here is a simplified version of Lumsdaine, Okui, and Wang (2022, Supplemental Appendix C).

We observe (y_{it}, x_{it}) for $i = 1, \dots, N$ and $t = 1, \dots, T$. Units are divided into G groups, and all members of a group share the same value of the regression coefficient. The model is

$$y_{it} = x_{it}' \theta_{g_i}^0 + u_{it},$$

where θ_g^0 , $g = 1, \dots, G$, are group-specific coefficients, $g_i^0 \in \{1, \dots, G\}$ is unit i 's true group membership, and u_{it} is an error term.

The parameters are estimated by the *kmeans* method (Bonhomme and Manresa 2015). Let $\mathbb{G} = \{1, \dots, G\}$ be the set of groups. Then, \mathbb{G}^N is the parameter space for the group membership structure. A typical element of \mathbb{G} is $\gamma = (g_1, \dots, g_N)$. The true group membership structure is $\gamma^0 = (g_1^0, \dots, g_N^0) \in \mathbb{G}$. The parameter space for the coefficients is denoted as $\mathcal{B} \subset \mathbb{R}^{Gp}$. The estimator is

$$(\hat{\gamma}, \hat{\theta}) = \arg \min_{\gamma \in \mathbb{G}^N, \theta \in \mathcal{B}} = \frac{1}{NT} \sum_{t=1}^T \sum_{i=1}^N (y_{it} - x'_{it} \theta_{g_i})^2.$$

We prove a rate of consistency of the *kmeans* estimator and the following assumptions that are weaker than the standard set of assumptions imposed in the literature (see, e.g., Bonhomme and Manresa 2015). Most importantly, the group separation condition is relaxed, allowing the difference between the slope coefficients associated with two groups to vanish asymptotically. In addition, we relax the conditions on the existence of moments and the mixing properties of the data.

Assumption D.1. 1. Let z_{it} be $x'_{it}x_{it}$, or $\|u_{it}x_{it}\|$. Assume the following holds for any choice of z_{it} : z_{it} is a strictly stationary and strong mixing sequence over t whose mixing coefficients $a_i[t]$ are bounded by $a[t]$ such that $\max_{1 \leq i \leq N} a_i[t] \leq a[t]$ and $\sum_{t=0}^{\infty} (t+1)^{r/2-1} a[t]^{b/r+b} < \infty$ for some $b > 0$, and $\max_{1 \leq i \leq N} E(|z_{it}|^{r+b}) < \infty$ for some $b > 0$.

2. \mathcal{B} is compact.

3. Let $\rho_N(\gamma, g, \tilde{g})$ be the minimum eigenvalue of

$$\sum_{i=1}^N \sum_{t=1}^T \mathbf{1}\{g_i^0 = g\} \mathbf{1}\{g_i = \tilde{g}\} x_{it} x'_{it} / (NT),$$

where $\gamma = (g_1, \dots, g_N)$. For any $g \in \mathbb{G}$,

$$\min_{\gamma \in (\mathbb{G})^N} \max_{\tilde{g} \in \mathbb{G}} \rho_N(\gamma, g, \tilde{g}) > \hat{\rho},$$

where $\hat{\rho} \rightarrow_p \rho$ as $N, T \rightarrow \infty$ and $\rho > 0$.

4. There exists $\hat{\rho}^*$ such that for any i ,

$$\lambda_{\min} \left(\frac{1}{T} \sum_{t=1}^T x_{it} x'_{it} \right) \geq \hat{\rho}^*$$

and $\hat{\rho}^* \rightarrow_p \rho^* > 0$ as $N, T \rightarrow \infty$, where λ_{\min} gives the minimum eigenvalue of its argument.

5. *There exists a nonrandom sequence $c_T > T^{-1/2+e}$ for some $e > 0$ such that for any $g \neq \tilde{h}$ where $g, h \in \mathbb{G}$, it holds that $\|\theta_g^0 - \theta_h^0\| > c_T$.*

Assumption D.1.5 is the key assumption that replaces the usual group separation assumption by weak group separation. Similar to the standard assumptions, any pair of groups must have distinct coefficients. In particular, the distance between their coefficients has to be bounded away from zero in any finite sample. We generalize the standard assumptions and allow the distance to vanish asymptotically. In the limit, groups are not separated. We assume that the rate at which group differences vanish is slower than $T^{-1/2}$.

The mixing and moment conditions in Assumption D.1.1 are weaker than the standard assumptions imposed in the literature (see, e.g., Bonhomme and Manresa 2015). However, we impose the additional assumption of strict stationarity. Under this assumption, we can relate the degree of weak group separation to a condition on the relative magnitudes of N and T .

All other assumptions are standard in the literature.

The following theorem derives an asymptotic equivalence between the *kmeans* estimator $\hat{\theta}$ and the oracle estimator $\tilde{\theta}$ under known group membership structure. The oracle estimator is trivially \sqrt{NT} -consistent.

Unlike most existing results on the consistency of the *kmeans* estimator in grouped panels, the theorem holds under weak group separation. However, the degree of group separation affects the required condition on the relative magnitudes of N and T . The faster group separation converges to the limit of no group separation, the stronger the conditions on N and T . In particular, when group separation is weak, T must be large relative to N .

Theorem D.1. *Suppose that Assumptions D.1.1-D.1.5 hold. As $N, T \rightarrow \infty$ with $NT^{-er} \rightarrow 0$, where e and r are defined in Assumptions D.1.1 and D.1.5, respectively, it holds that*

$$\hat{\theta} = \tilde{\theta} + o_p(1/\sqrt{NT}).$$

Since the oracle estimator $\tilde{\theta}$ is \sqrt{NT} -consistent, Theorem D.1 implies that $\hat{\theta}$ is \sqrt{NT} -consistent.

Under the conditions of Theorem D.1, group consistency still holds (see Lemma D.4). This is restrictive since the relevance of our testing problem relies on uncertainty about the group memberships even in the asymptotic limit. We leave a formal analysis that extends our results to settings with asymptotic misclassification to future research.

Our results indicate that such an extension is feasible. In our previous work in Dzemski and Okui (2021), we have shown that consistent estimation of group memberships is not a necessary condition for \sqrt{NT} -estimation of the group-specific coefficients under weak separation. We proved this result for the mean-shift model estimated from i.i.d. data. Theorem D.1 extends some of our previous analysis to a grouped panel regression model with weakly dependent time series. To simplify the derivations and make our main point (robustness to weak separation) in a clear and transparent manner, we impose a uniform

T	$\ \theta_1^0 - \theta_2^0\ $			$\ \theta^0\ $		
	e=-0.25	e=0.00	e=-0.25	e=0.25	e=0.00	e=-0.25
30	0.50	0.22	0.09	1.01	0.99	0.98
60	0.43	0.16	0.06	1.00	0.98	0.98
120	0.36	0.11	0.03	1.00	0.98	0.98

Table D.1: Group separation and e .

bound on the variance of the error term (see our Assumption D.1.1). This bound implies group consistency. We conjecture that the uniform variance bound can be replaced by a set of more convoluted conditions (see condition (4) in Dzemski and Okui 2021) that do not imply group consistency. We leave the details of this argument to future research.

Putting $\iota_N = c_T$, Theorem 2 in the main text yields

$$T^{1-e}r_{N,T} \rightarrow 0 \quad (\text{D.28})$$

as $N, T \rightarrow \infty$ as a necessary condition (ignoring a log term) for the validity of our confidence set. Here, $r_{N,T}$ is the rate of convergence of $(\hat{\theta}_1, \dots, \hat{\theta}_G)$. It indicates that the validity of our confidence set holds even when groups are only weakly separated as long as the cross-sectional sample is sufficiently large so that the group-specific coefficients converge sufficiently fast.

D.4. Simulations

We now report simulation evidence to study the finite sample effect of weak group separation on the rate of convergence of the *kmeans* estimator and the validity of our joint confidence set for group membership.

The simulation design is a simplified version of the design in Section 7 in the main text. The data generating process is given by

$$\widetilde{\text{lemp}}_{it} = \theta_{g_i^0, 1} \widetilde{\text{lmw}}_{it} + \theta_{g_i^0, 2} \widetilde{\text{ipop}}_{it} + \theta_{g_i^0, 3} \widetilde{\text{lemp}}_{it}^{\text{TOT}} + \sigma_i v_{it}$$

for $i = 1, \dots, N$ and $t = 1, \dots, T$, where g_i^0 is the group membership of unit i and takes either the value one or two with equal probability. For $g = 1, 2$, the group specific-coefficient is equal to

$$\theta_g = (1 - 2T^{-1/2+e}) \frac{\bar{\theta}_1 + \bar{\theta}_2}{2} + 2T^{-1/2+e} \bar{\theta}_g,$$

where $(\bar{\theta}_1, \bar{\theta}_2)$ are estimated by fitting the model to the data from the empirical application using the *kmeans* algorithm and setting the number of groups to $G = 2$. The data generating process for the covariates and error is the same as in Section 7 in the main text, setting $\rho = 0$ and $\sigma = 0.2$. We simulate designs with $N = 50, 100, 200$, $T = 30, 60, 120$ and $e = -0.25, 0, 0.25$. The parameter e controls the rate at which the

two group-specific coefficients converge to a common value as $T \rightarrow \infty$. Under $e = -0.25$, the two groups converge to a common group the fastest, and under $e = 0.25$, they converge the slowest. The case $e = 0.25$ is covered by the theoretical result in Theorem D.1. The case $e = 0$ is the infimum of the e considered in Theorem D.1. Under $e = -0.25$, group separation vanishes at a rate too fast to be covered by Theorem D.1. Table D.1 reports group separation between the two groups for the different choices of e .

To measure the distance between two sets of group-specific slope coefficients $\theta = (\theta_1, \theta_2)$ and $\theta' = (\theta'_1, \theta'_2)$ we define

$$\|\theta - \theta'\| = \sqrt{\sum_{g=1}^2 \mathbb{E}\|\theta_g - \theta'_g\|_2^2}$$

and

$$\|\theta\| = \sqrt{\sum_{g=1}^2 \mathbb{E}\|\theta_g\|_2^2}$$

and $\|\cdot\|_2$ is the L_2 -norm. Table D.1 shows that, for $\theta^0 = (\theta_1^0, \theta_2^0)$, $\|\theta^0\|$ is almost independent of e .

We simulate the joint confidence for group membership using the variance estimator for the case of no serial correlation (i.e., setting the bandwidth equal to zero). For all simulations, the nominal level for the joint confidence set is set to $1 - \alpha = 0.95$, and the number of replications is 500. The simulation results are summarized in Table D.2.

The column “coverage” gives the simulated coverage probability of the joint confidence set for group membership. The coverage is always conservative for the designs with slowly vanishing group separation ($e = 0.25$). For the designs with group separation that vanishes at a moderate or fast rate ($e = 0$ and $e = -0.25$, respectively), the confidence set has appropriate or conservative coverage provided N and T are large enough.

The columns labelled “ $\hat{\theta} - \theta$ ” simulate the expected total error of *kmeans* estimation $\|\hat{\theta} - \theta^0\|/\|\theta^0\|$, where $\hat{\theta} = (\hat{\theta}_1, \hat{\theta}_2)$ and the norm $\|\cdot\|$ is defined above. This error is relevant for assessing the finite sample validity of the assumptions we impose on coefficient estimation in Theorem 2 in the main text. When scaled by $T^{1/2}$, the error is approximately constant when increasing T and leaving N constant. This indicates that this is the rate at which time-series variation reveals information about the panel model. A smaller error can be achieved by using both time-series and cross-sectional variation, i.e., by increasing both T and N . As discussed in Section D.3, a necessary condition for the asymptotic validity of our confidence set is

$$T^{1-e}\|\hat{\theta} - \theta^0\| \rightarrow 0$$

as $N, T \rightarrow \infty$. Clearly, this condition cannot be met by increasing T alone while keeping N constant. However, the estimation error scaled by T^{1-e} vanishes if N increases,

suggesting that estimation error from *kmeans* estimation is negligible in panels with a large cross-sectional dimension.

The columns labelled “ $\hat{\theta} - \tilde{\theta}$ ” simulate $\|\tilde{\theta} - \hat{\theta}\|/\|\theta^0\|$. They are the expected differences between the *kmeans* estimator $\hat{\theta}$ and the oracle estimator $\tilde{\theta}$. Based on these columns, we assess the finite-sample relevance of our asymptotic result on *kmeans* estimation under weak separation. Only the designs with $e = 0.25$ are covered by Theorem D.1. As predicted by the theorem, the difference between the *kmeans* estimator and the oracle estimation vanishes at a faster rate than $T^{-1/2}$. We find the same result for $e = 0, -0.25$, two cases not covered by our asymptotic results.

The columns labelled “ $\tilde{\theta} - \theta^0$ ” report the simulated value of $\|\hat{\theta} - \theta^0\|/\|\theta^0\|$, i.e., the expected error of the oracle estimator.

The columns labeled “ $\hat{\theta} - \theta^0$ ” are equivalent to differently scaled versions of the convergence rate of $\hat{\theta}$, i.e., of $r_{N,T}$ defined in Assumption 1.3. The column scaled by T^{1-e} checks the validity of condition (D.28) in finite samples. This condition is necessary for the validity of our joint confidence set under weak separation. For $e = 0.25$, Theorem D.1 predicts that $T^{1-e}r_{N,T} \rightarrow \infty$ (i.e., condition (D.28) above) if N is sufficiently large compared to T . The simulation evidence confirms this prediction. The settings with $e = 0, -0.25$ are not covered by the asymptotic analysis in Theorem D.1. Our simulation evidence suggests that the conditions for $T^{1-e}r_{N,T} \rightarrow 0$ are possibly even weaker under these settings.

D.5. Proof of Theorem D.1

Let

$$Q(\gamma, \theta) = \frac{1}{NT} \sum_{t=1}^T \sum_{i=1}^N (y_{it} - x'_{it}\theta_{g_i})^2.$$

Note that $Q(\gamma, \theta)$ is the objective function for the estimation. We also define

$$\tilde{Q}(\gamma, \theta) = \frac{1}{NT} \sum_{t=1}^T \sum_{i=1}^N (x'_{it}(\theta_{g_i}^0 - \theta_{g_i}))^2 + \frac{1}{NT} \sum_{t=1}^T \sum_{i=1}^N u_{it}^2.$$

The theorem follows from the following sequence of lemmas.

Lemma D.1. *Suppose that Assumptions D.1.1 and D.1.2 hold. Then,*

$$\sup_{\gamma \in \mathbb{G}^N, \theta \in \mathcal{B}} \left| \tilde{Q}(\gamma, \theta) - Q(\gamma, \theta) \right| = O_p \left(\frac{1}{\sqrt{T}} \right).$$

Proof. The proof is almost identical to the proof of Lemma S.3 of Bonhomme and

e	N	T	coverage	error			error scaled by $T^{1/2}$			error scaled by T^{1-e}		
				$\hat{\theta} - \theta$	$\hat{\theta} - \tilde{\theta}$	$\tilde{\theta} - \theta$	$\hat{\theta} - \theta$	$\hat{\theta} - \tilde{\theta}$	$\tilde{\theta} - \theta$	$\hat{\theta} - \theta$	$\hat{\theta} - \tilde{\theta}$	$\tilde{\theta} - \theta$
0.25	50	30	0.97	0.28	0.12	0.25	1.52	0.66	1.37	3.55	1.54	3.22
		60	0.99	0.20	0.05	0.19	1.52	0.35	1.48	4.23	0.99	4.11
		120	1.00	0.14	0.00	0.14	1.56	0.04	1.56	5.16	0.15	5.16
	100	30	0.97	0.20	0.10	0.17	1.09	0.53	0.95	2.54	1.23	2.23
		60	0.99	0.14	0.04	0.14	1.10	0.30	1.06	3.07	0.85	2.96
		120	1.00	0.10	0.01	0.10	1.09	0.06	1.09	3.61	0.21	3.61
	200	30	0.98	0.15	0.08	0.12	0.80	0.43	0.68	1.87	1.00	1.59
		60	0.99	0.10	0.03	0.10	0.76	0.23	0.76	2.12	0.64	2.11
		120	1.00	0.07	0.00	0.07	0.79	0.05	0.78	2.61	0.16	2.58
0.00	50	30	0.84	0.39	0.24	0.26	2.16	1.33	1.41	2.16	1.33	1.41
		60	0.94	0.23	0.12	0.19	1.81	0.90	1.51	1.81	0.90	1.51
		120	0.99	0.15	0.03	0.14	1.61	0.33	1.58	1.61	0.33	1.58
	100	30	0.90	0.28	0.19	0.18	1.55	1.04	0.98	1.55	1.04	0.98
		60	0.96	0.17	0.09	0.14	1.35	0.71	1.09	1.35	0.71	1.09
		120	0.98	0.10	0.03	0.10	1.15	0.29	1.11	1.15	0.29	1.11
	200	30	0.91	0.23	0.17	0.13	1.26	0.94	0.70	1.26	0.94	0.70
		60	0.97	0.12	0.07	0.10	0.96	0.55	0.77	0.96	0.55	0.77
		120	0.99	0.07	0.02	0.07	0.82	0.21	0.79	0.82	0.21	0.79
-0.25	50	30	0.42	0.76	0.60	0.26	4.17	3.28	1.42	1.78	1.40	0.61
		60	0.58	0.42	0.30	0.19	3.23	2.31	1.51	1.16	0.83	0.54
		120	0.89	0.18	0.09	0.14	1.95	0.97	1.58	0.59	0.29	0.48
	100	30	0.46	0.55	0.45	0.18	3.02	2.44	0.98	1.29	1.04	0.42
		60	0.65	0.31	0.23	0.14	2.40	1.79	1.09	0.86	0.64	0.39
		120	0.93	0.13	0.07	0.10	1.40	0.77	1.11	0.42	0.23	0.33
	200	30	0.52	0.48	0.41	0.13	2.60	2.23	0.70	1.11	0.95	0.30
		60	0.68	0.24	0.20	0.10	1.88	1.52	0.77	0.67	0.55	0.28
		120	0.95	0.09	0.05	0.07	1.04	0.58	0.79	0.31	0.18	0.24

Table D.2: Estimation error and confidence set coverage under shrinking group separation.

Manresa (2015). We have

$$\tilde{Q}(\gamma, \theta) - Q(\gamma, \theta) = -2 \frac{1}{NT} \sum_{t=1}^T \sum_{i=1}^N x'_{it} (\theta_{g_i^0}^0 - \theta_{g_i}) u_{it}.$$

We rewrite a part of the right-hand side as

$$\frac{1}{NT} \sum_{t=1}^T \sum_{i=1}^N x'_{it} \theta_{g_i^0}^0 u_{it} = \frac{1}{NT} \sum_{g \in \mathbb{G}^B} \sum_{t=1}^T \sum_{i=1}^N \mathbf{1}(g_i(B) = g) x'_{it} \theta_{g_i^0}^0 u_{it}.$$

For each $g \in \mathbb{G}^B$, it holds that

$$E \left(\frac{1}{NT} \sum_{t=1}^T \sum_{i=1}^N \mathbf{1}(g_i(B) = g) x'_{it} \theta_{g_i^0}^0 u_{it} \right)^2 \leq CE \left\| \frac{1}{NT} \sum_{t=1}^T \sum_{g_i(B)=g} x_{it} u_{it} \right\|^2 = O \left(\frac{1}{NT} \right),$$

where the inequality is the Cauchy-Schwarz inequality with C satisfying $\|\theta_{g_i}\|^2 < C$ for any $\theta \in \mathcal{B}$ (by Assumption D.1.2), and the equality follows since Theorem 1 of Yokoyama (1980) implies that under Assumption D.1.1, for any $L \subseteq \{1, \dots, N\}$, there exists M which does not depend on L such that

$$E \left(\left\| \frac{1}{NT} \sum_{t=1}^T \sum_{i \in L} x_{it} u_{it} \right\|^2 \right) \leq M \frac{|L|}{N^2 T}, \quad (\text{D.29})$$

where $|L|$ denotes the cardinality of L . We then examine the other part of $\tilde{Q}(\gamma, \theta) - Q(\gamma, \theta)$. It follows that

$$\begin{aligned} \left(\frac{1}{NT} \sum_{t=1}^T \sum_{i=1}^N x'_{it} \theta_{g_i} u_{it} \right)^2 &\leq \left(\frac{1}{NT} \sum_{i=1}^N \theta_{g_i} \sum_{t=1}^T x_{it} u_{it} \right)^2 \\ &\leq \left(\frac{1}{N} \sum_{i=1}^N \|\theta_{g_i}\|^2 \right) \left(\frac{1}{NT^2} \sum_{i=1}^N \left\| \sum_{t=1}^T x_{it} u_{it} \right\|^2 \right) \\ &= O_p \left(\frac{1}{T} \right), \end{aligned}$$

where the first inequality follows by the Cauchy-Schwarz inequality and the second inequality follows by Assumption D.1.2 and the Markov inequality by (D.29). We thus have

$$\tilde{Q}(\gamma, \theta) - Q(\gamma, \theta) = O \left(\frac{1}{\sqrt{NT}} \right) + O \left(\frac{1}{\sqrt{T}} \right)$$

uniformly over θ and γ , and consequently

$$\sup_{\gamma \in \mathbb{G}, \theta \in \mathcal{B}} \left| \tilde{Q}(\gamma, \theta) - Q(\gamma, \theta) \right| = O_p \left(\frac{1}{\sqrt{T}} \right).$$

□

Lemma D.2. *Suppose that Assumptions 1-3 hold. Then,*

$$\max_{g \in \mathbb{G}} \min_{\tilde{g} \in \mathbb{G}} \left\| \theta_g^0 - \hat{\theta}_{\tilde{g}} \right\|^2 = O_p(1/\sqrt{T}).$$

Proof. The proof is almost identical to the proofs of Lemmas A.2 and B.3 of Bonhomme and Manresa (2015). Lemma D.1 implies

$$\begin{aligned} \tilde{Q}(\hat{\gamma}, \hat{\theta}) &= Q(\hat{\gamma}, \hat{\theta}) + O_p \left(\frac{1}{\sqrt{T}} \right) \\ &\leq Q(\gamma^0, \theta^0) + O_p \left(\frac{1}{\sqrt{T}} \right) = \tilde{Q}(\gamma^0, \theta^0) + O_p \left(\frac{1}{\sqrt{T}} \right). \end{aligned}$$

The fact that $\tilde{Q}(\gamma, \theta)$ is minimized at (γ^0, θ^0) implies

$$\tilde{Q}(\hat{\gamma}, \hat{\theta}) - \tilde{Q}(\gamma^0, \theta^0) = O_p \left(\frac{1}{\sqrt{T}} \right).$$

We now establish a lower bound of $\tilde{Q}(\gamma, \theta) - \tilde{Q}(\gamma^0, \theta^0)$ such that

$$\begin{aligned} &\tilde{Q}(\gamma, \theta) - \tilde{Q}(\gamma^0, \theta^0) \\ &= \frac{1}{NT} \sum_{t=1}^T \sum_{i=1}^N (x'_{it}(\theta_{g_i^0}^0 - \theta_{g_i}))^2 \\ &= \frac{1}{NT} \sum_{t=1}^T \sum_{g=1}^G \sum_{\tilde{g}=1}^G \sum_{i=1}^N \mathbf{1}\{g_i^0 = g\} \{g_i = \tilde{g}\} (x'_{it}(\theta_g^0 - \theta_{\tilde{g}}))^2 \\ &\geq \frac{1}{T} \sum_{t=1}^T \sum_{g=1}^G \sum_{\tilde{g}=1}^G \rho_N(\gamma, g, \tilde{g}) \left\| \theta_g^0 - \theta_{\tilde{g}} \right\|^2 \\ &\geq \hat{\rho} G^2 \max_{g \in \mathbb{G}} \min_{\tilde{g} \in \mathbb{G}^B} \left\| \theta_g^0 - \theta_{\tilde{g}} \right\|^2, \end{aligned}$$

where the first inequality follows by the definition of $\rho_N(\gamma, g, \tilde{g})$ and the second inequality is from the definition of $\hat{\rho}$. Now, Assumption D.1.4 implies

$$\max_{g \in \mathbb{G}} \min_{\tilde{g} \in \mathbb{G}} \left\| \theta_g^0 - \hat{\theta}_{\tilde{g}} \right\|^2 = O_p \left(\frac{1}{\sqrt{T}} \right).$$

□

Lemma D.3. *Suppose that Assumptions D.1.1-D.1.3, and D.1.5 are satisfied. Then there exist a permutation $\sigma : \mathbb{G} \mapsto \mathbb{G}$ such that $\left\| \theta_g^0 - \hat{\theta}_{\sigma(g)} \right\|^2 = O_p(1/\sqrt{T})$ for any $g \in \mathbb{G}$.*

Proof. We construct a permutation with the property stated in the lemma. Indeed, we show that

$$\sigma(g) = \arg \min_{\tilde{g} \in \mathbb{G}} \left\| \theta_g^0 - \hat{\theta}_{\tilde{g}} \right\|^2$$

is such a permutation. We first show that σ satisfies $\left\| \theta_g^0 - \hat{\theta}_{\sigma(g)} \right\|^2 = O_p(1/\sqrt{T})$ for any $g \in \mathbb{G}$, and that it is a permutation.

Lemma D.2 states that

$$\max_{g \in \mathbb{G}} \min_{\tilde{g} \in \mathbb{G}} \left\| \theta_g^0 - \hat{\theta}_{\tilde{g}} \right\|^2 = O_p(1/\sqrt{T}).$$

The map σ , by construction, satisfies $\left\| \theta_g^0 - \hat{\theta}_{\sigma(g)} \right\|^2 = O_p(1/\sqrt{T})$ for any $g \in \mathbb{G}$.

It remains to establish that σ is a permutation. For $g \neq \tilde{g}$, the triangular inequality gives

$$\left\| \hat{\theta}_{\sigma(g)} - \hat{\theta}_{\sigma(\tilde{g})} \right\| \geq \left\| \theta_g^0 - \theta_{\tilde{g}}^0 \right\| - \left\| \theta_g^0 - \hat{\theta}_{\sigma(g)} \right\| - \left\| \theta_{\tilde{g}}^0 - \hat{\theta}_{\sigma(\tilde{g})} \right\|.$$

In the above we have seen that $\left\| \theta_g^0 - \hat{\theta}_{\sigma(g)} \right\| = O_p(1/\sqrt{T})$ and $\left\| \theta_{\tilde{g}}^0 - \hat{\theta}_{\sigma(\tilde{g})} \right\| = O_p(1/\sqrt{T})$. Assumption 5 states that $\left\| \theta_g^0 - \theta_{\tilde{g}}^0 \right\| > c_T$. The condition that $c_T > T^{-1/2+e}$ implies that $\left\| \theta_g^0 - \theta_{\tilde{g}}^0 \right\| - \left\| \theta_g^0 - \hat{\theta}_{\sigma(g)} \right\| - \left\| \theta_{\tilde{g}}^0 - \hat{\theta}_{\sigma(\tilde{g})} \right\| > 0$ with probability approaching one. This means that $\sigma(g) \neq \sigma(\tilde{g})$ for $g \neq \tilde{g}$ with probability approaching one. Thus, σ possesses a well-defined inverse and is bijective; in other words, σ is a permutation. \square

From Lemmas D.2 and D.3, we observe that the Hausdorff distance between θ^0 and $\hat{\theta}$ converges to 0 at the rate of \sqrt{T} . By using the labelling such that $\sigma(g) = g$, we can write $\left\| \theta_g^0 - \hat{\theta}_g \right\|^2 = O_p(1/\sqrt{T})$ for any $g \in \mathbb{G}$.

We then establish that the group membership structure is correct asymptotically as long as the coefficients are in a neighborhood of the true value. Let $\mathcal{N} = \{ \theta : \left\| \theta_g^0 - \theta_g \right\| < \eta = T^{-1/2+f}, \forall g \in \mathbb{G} \}$ for $0 < f < e$, where e is defined in Assumption D.1.5, for any $g \in \mathbb{G}$.

Lemma D.4. *Suppose that Assumptions D.1.1, D.1.2, D.1.4 and D.1.5 hold. As $N, T \rightarrow \infty$ with $NT^{-er} \rightarrow 0$, where e and r are defined in Assumptions D.1.1 and D.1.5, respectively, it holds that*

$$\Pr \{ \hat{\gamma}(\theta) \neq \gamma^0 \text{ for some } \theta \in \mathcal{N} \} \rightarrow 0.$$

Proof. We establish an equivalent statement:

$$\max_{1 \leq i \leq N} \sup_{\theta \in \mathcal{N}} \mathbf{1}\{\hat{g}_i(\theta) \neq g_i^0\} = o_p(1).$$

Note that

$$\mathbf{1}\{\hat{g}_i(\theta) \neq g_i^0\} = \max_{g \in \mathbb{G} \setminus \{g_i^0\}} \mathbf{1}\left(\sum_{t=1}^T (y_{it} - x'_{it}\theta_g)^2 < \sum_{t=1}^T (y_{it} - x'_{it}\theta_{g_i^0})^2\right).$$

We have

$$\begin{aligned} & \sum_{t=1}^T \left((y_{it} - x'_{it}\theta_g)^2 - (y_{it} - x'_{it}\theta_{g_i^0})^2 \right) \\ &= \sum_{t=1}^T 2u_{it}x_{it}(\theta_{g_i^0}^0 - \theta_g) + \sum_{t=1}^T (x'_{it}(\theta_{g_i^0}^0 - \theta_g))^2 + \Psi, \end{aligned}$$

where

$$\begin{aligned} \Psi &= \sum_{t=1}^T 2u_{it}x_{it}(\theta_{g_i^0}^0 - \theta_g - \theta_{g_i^0}^0 + \theta_g^0) \\ &+ \sum_{t=1}^T (\theta_{g_i^0}^0 - \theta_g - \theta_{g_i^0}^0 + \theta_g^0)' x_{it}x'_{it} (2\theta_{g_i^0}^0 - \theta_{g_i^0}^0 - \theta_g) \\ &+ \sum_{t=1}^T (\theta_{g_i^0}^0 - \theta_g^0)' x_{it}x'_{it} (\theta_{g_i^0}^0 - \theta_{g_i^0}^0 - \theta_g + \theta_g^0). \end{aligned}$$

Applying the Cauchy-Schwarz inequality and then Assumption D.1.2 and the definition of \mathcal{N} gives

$$|\Psi| \leq \eta C_1 \left\| \sum_{t=1}^T u_{it}x_{it} \right\| + \eta C_2 \left\| \sum_{t=1}^T x_{it}x'_{it} \right\|,$$

where C_1 and C_2 are constants independent of η and T . We thus have the following inequality

$$\begin{aligned} & \mathbf{1}\left(\sum_{t=1}^T (y_{it} - x'_{it}\theta_g)^2 < \sum_{t=1}^{k-1} (y_{it} - x'_{it}\theta_{g_i^0})^2\right) \\ & \leq \mathbf{1}\left(\sum_{t=1}^{k^0-1} 2u_{it}x'_{it}(\theta_{g_i^0}^0 - \theta_g)\right) \end{aligned}$$

$$- \sum_{t=1}^T (x'_{it}(\theta_{g_i^0}^0 - \theta_{g,B}^0))^2 + \eta C_1 \left\| \sum_{t=1}^T u_{it} x_{it} \right\| + \eta C_2 \left\| \sum_{t=1}^T x_{it} x'_{it} \right\| \Bigg).$$

Thus, we have

$$\begin{aligned} & \Pr \left(\sup_{\theta \in \mathcal{N}} \mathbf{1}(\hat{g}_i(\theta) \neq g_i^0) \neq 0 \right) \\ & \leq \sum_{g \in \mathbb{G} \setminus \{g_i^0\}} \left(\Pr \left(\frac{1}{T} \sum_{t=1}^T (x'_{it}(\theta_{g_i^0}^0 - \theta_g^0))^2 \leq \frac{c_T''}{2} \right) + \Pr \left(\left\| \frac{1}{T} \sum_{t=1}^T u_{it} x_{it} \right\| \geq M \right) \right. \\ & \quad + \Pr \left(\left\| \frac{1}{T} \sum_{t=1}^T x_{it} x'_{it} \right\| \geq M \right) \\ & \quad \left. + \Pr \left(\frac{1}{T} \sum_{t=1}^T 2u_{it} x'_{it}(\theta_{g_i^0}^0 - \theta_g^0) < -\frac{c_T''}{2} + \eta C_1 M + \eta C_2 M \right) \right), \end{aligned}$$

where we take $c_T'' = c_T \times \rho^*$ for c in Assumption D.1.5 and ρ^* in Assumption D.1.4 and M is some large constant.

We now bound the second and third terms on the right-hand side of the inequality. First, we have

$$\Pr \left(\left\| \frac{1}{T} \sum_{t=1}^T x_{it} x'_{it} \right\| \geq M \right) \leq \Pr \left(\frac{1}{T} \sum_{t=1}^T \|x_{it} x'_{it}\| \geq M \right) = \Pr \left(\frac{1}{T} \sum_{t=1}^T x'_{it} x_{it} \geq M \right).$$

Assumption D.1.1 enables us to the Markov inequality and Theorem 1 of Yokoyama (1980) to $x'_{it} x_{it} - E(x'_{it} x_{it})$, and we establish

$$\Pr \left(\left\| \frac{1}{T} \sum_{t=1}^T x_{it} x'_{it} \right\| \geq M \right) = O(T^{-r/2}),$$

by taking M large enough such that $\sum_{t=1}^T E(x'_{it} x_{it})/T < M$. A similar argument under Assumption D.1.1 implies that $\Pr \left(\left\| (T)^{-1} \sum_{t=1}^T u_{it} x_{it} \right\| \geq M \right) = O(T^{-r/2})$.

Next, we consider the first term. We now use Assumptions D.1.4, D.1.5 and D.1.1. The Markov inequality combined with Theorem 1 of Yokoyama (1980) implies

$$\Pr \left(\left| \frac{1}{T} \sum_{t=1}^T (x'_{it}(\theta_{g_i^0}^0 - \theta_g^0))^2 - \frac{1}{T} \sum_{t=1}^T E((x'_{it}(\theta_{g_i^0}^0 - \theta_g^0))^2) \right| \geq \frac{c_T''}{2} \right) = O(T^{-er}).$$

We thus have uniformly over g :

$$\Pr \left(\frac{1}{T} \sum_{t=1}^T (x'_{it}(\theta_{g_i^0}^0 - \theta_g^0))^2 \geq \frac{c_T''}{2} \right) = O(T^{-er}).$$

Lastly, we consider the fourth term. It follows that

$$\begin{aligned} & \Pr \left(\frac{1}{T} \sum_{t=1}^T 2u_{it}x'_{it}(\theta_{g_i^0}^0 - \theta_g^0) < -\frac{c_T''}{2} + \eta C_1 M + \eta C_2 M \right) \\ & \leq \Pr \left(\frac{1}{T} \sum_{t=1}^T 2u_{it}x'_{it}(\theta_{g_i^0}^0 - \theta_g^0) < -\frac{c_T''}{4} \right) = O(T^{-er}) \end{aligned}$$

uniformly over g under Assumption D.1.1. The inequality follows by $c_T'' = O(c_T) = O(T^{-1/2+e})$ and $\eta = o(T^{-1/2+e})$. The equality holds by the Markov inequality and Theorem 1 of Yokoyama (1980).

To sum up, we have

$$\begin{aligned} & \Pr \left(\max_{1 \leq i \leq N} \sup_{\theta \in \mathcal{N}} \mathbf{1}(\hat{g}_i(\theta) \neq g_i^0) \neq 0 \right) \leq \sum_{i=1}^N \Pr \left(\sup_{\theta \in \mathcal{N}} \mathbf{1}(\hat{g}_i(\theta) \neq g_i^0) \neq 0 \right) \\ & = O(N(T^{-er} + T^{-r/2})) = O(NT^{-er}). \end{aligned}$$

□

References

- Bonhomme, Stéphane and Elena Manresa (2015). “Grouped patterns of heterogeneity in panel data”. In: *Econometrica* 83.3, pp. 1147–1184.
- Chang, Jinyuan, Xiaohui Chen, and Mingcong Wu (2023). “Central limit theorems for high dimensional dependent data”. In: *Bernoulli* Forthcoming.
- Chernozhukov, Victor, Denis Chetverikov, and Kengo Kato (2017). “Central limit theorems and bootstrap in high dimensions”. In: *The Annals of Probability* 45.4, pp. 2309–2352.
- (2019). “Inference on causal and structural parameters using many moment inequalities”. In: *Review of Economic Studies* 86, pp. 1867–1900.
- Davidov, Y. A. (1968). “Convergence of Distributions Generated by Stationary Stochastic Processes”. In: *Theory of Probability and Its Applications* 13, pp. 691–696.
- Davidson, James (1994). *Stochastic limit theory: An introduction for econometricians*. Oxford University Press, Oxford, UK.
- Duembgen, Lutz (2010). “Bounding standard Gaussian tail probabilities”. In: *arXiv preprint arXiv:1012.2063*.
- Dzemski, Andreas and Ryo Okui (2021). “Convergence rate of estimators of clustered panel models with misclassification”. In: *Economics Letters* 203, p. 109844.
- Galvao, Antonio F. and Kengo Kato (2014). “Estimation and Inference for Linear Panel Data Models Under Misspecification When Both n and T are Large”. In: *Journal of Business & Economic Statistics* 32.2, pp. 285–309.
- Kosorok, Michael R (2008). *Introduction to empirical processes and semiparametric inference*. Springer.

- Li, Wenbo V and Qi-Man Shao (2002). “A normal comparison inequality and its applications”. In: *Probability Theory and Related Fields* 122.4, pp. 494–508.
- Lumsdaine, Robin L, Ryo Okui, and Wendun Wang (2022). “Estimation of panel group structure models with structural breaks in group memberships and coefficients”. In: *Journal of Econometrics*.
- Merlevède, Florence, Magda Peligrad, and Emmanuel Rio (2011). “A Bernstein type inequality and moderate deviations for weakly dependent sequences”. In: *Probability Theory and Related Fields* 151, pp. 435–474.
- Rio, Emmanuel (2017). *Asymptotic theory of weakly dependent random processes*. Springer, Berlin, Heidelberg, Germany.
- Soms, Andrew P (1976). “An asymptotic expansion for the tail area of the t-distribution”. In: *Journal of the American Statistical Association* 71.355, pp. 728–730.
- Yokoyama, Ryozo (1980). “Moment bounds for stationary mixing sequences”. In: *Zeitschrift für Wahrscheinlichkeitstheorie und verwandte Gebiete* 52.1, pp. 45–57.